

Trommelbremsen Drum Brakes

2022

Bremsen-Ersatzteilprogramm

Brake Parts Program



Brakethrough Technology



Erstklassig First-class

Besser ist besser

Wenn es um Qualität geht, genügt uns ein „sehr gut“ noch lange nicht. Wir erfüllen hohe Ansprüche an das Qualitätsmanagement und die europäische Sicherheitsnorm ECE-R90 wird von ATE sogar übertroffen. Zudem führen wir zahlreiche zusätzliche Tests durch, unter anderem zu Verschleiß und Wärmeleistung.

Auch Nachhaltigkeit ist uns wichtig: Wir stellen die Mischungen für ATE Bremsbeläge auf kupferfreie Materialien um und setzen bei ATE Ceramic auf geringen Abrieb. Nutzen ausschließlich umweltfreundliches Material für die Beschichtung von Brems Scheiben. Und bereiten Produkte wie Brems sätzel wieder auf.

Better is better

When it comes to quality, “very good” is simply not good enough for us. We meet high standards of quality management – and ATE even exceeds the European safety standard ECE-R90. We also perform many additional tests, including wear and thermal performance.

Sustainability is also important to us: we convert the compounds for ATE brake pads to copperfree materials and opt for low abrasion with ATE Ceramic. We only use environmentally friendly material for the coating of brake discs – and we remanufacture products like brake callipers.

Höchste Qualität für optimale Leistung.



NEU: SUPER DOT 5.1

Neue Premium-Flüssigkeit ATE SUPER DOT 5.1 mit bester Funktionalität bei heißen wie kalten Einsatzbedingungen: 5°C höherer Nassiedepunkt und höheres Wechselintervall als ATE SL.6 bei gleich guter Viskosität, ideal für Fahrzeuge mit modernen Fahrerassistenzsystemen wie ESP®, ABS und ASR.

Große Auswahl für alle Einsatzgebiete

- | ATE SL als bewährter DOT 4 Typ, ATE TYP 200 für Rennsportbegeisterte und ATE DOT 3 G für Oldtimer und Fahrzeuge, wo die Verwendung einer DOT 3-Flüssigkeit vom Fahrzeughersteller vorgeschrieben ist
- | ATE SL.6 ist optimal für ESP®, ABS und ASR: dünnflüssig auch bei niedrigen Temperaturen, schnelle Reaktionszeit
- | Siedepunkte und Viskosität übertreffen gesetzliche und technische Anforderungen
- | Schutz vor Korrosion durch hochwertige Additive

Die Eigenschaften von ATE Bremsflüssigkeiten

	Siedepunkt	Nassiedepunkt	Viskosität bei -40°C	Wechselintervall
ATE SUPER DOT 5.1	min. 265°C	min. 180°C	max. 750 mm ² /s	bis 3 Jahre
ATE TYP 200 DOT 4 Racing-Qualität	min. 280°C	min. 198°C	max. 1.400 mm ² /s	bis 3 Jahre
ATE SL.6 DOT 4 Ideal für ESP®, ABS, ASR	min. 265°C	min. 175°C	max. 700 mm ² /s	bis 2 Jahre
ATE SL DOT 4	min. 260°C	min. 165°C	max. 1.400 mm ² /s	bis 1 Jahr
ATE G DOT 3	min. 245°C	min. 150°C	max. 1.500 mm ² /s	bis 1 Jahr

Zur Erhaltung der Funktionssicherheit der Bremsanlage muss Bremsflüssigkeit entsprechend der vom Fahrzeughersteller vorgegebenen Qualität und in den angegebenen Wechselintervallen ausgetauscht werden.

Servicegeräte

Natürlich bieten wir auch Geräte für Tests, Entlüftung und Entsorgung von Bremsflüssigkeiten an. Sie arbeiten exakt und zuverlässig, sind leicht zu bedienen und technologisch auf dem neuesten Stand.

Erfahren Sie mehr über ATE Bremsflüssigkeiten auf www.ate.de/bremsfluessigkeit sowie über unsere Servicegeräte auf www.ate-info.de



Typ	ATE Sachnummer	EAN-Nr. 4006633	Gebinde	Paletteneinheit
SUPER DOT 5.1 SAE-Spezifikation, J1704-FMVSS 116/DOT 5.1 ISO Klasse 5-1 – niedrigviskos	706602 03.9901-6602.2	45757 6	1 l	600 Kannen ²
	706603 03.9901-6603.2	45759 0	5 l	400 Kannen ³
	706611 03.9901-6611.2	45761 3	20 l	36 Kannen
TYP 200 SAE-Spezifikation, J1704-FMVSS 116/DOT 4	706202 03.9901-6202.2	10825 6	1 l	600 Kannen ²
	706203 03.9901-6203.2	12166 8	5 l	400 Kannen ³
	706220 03.9901-6220.2	12780 6	30 l	22 Kannen
SL.6 SAE-Spezifikation, J1704-FMVSS 116/DOT 4 ISO-Klasse 6 – niedrigviskos	706402 03.9901-6402.2	20746 1	1 l	600 Kannen ²
	706403 03.9901-6403.2	20748 5	5 l	400 Kannen ³
	706411 03.9901-6411.2	20750 8	20 l	36 Kannen
	706420 03.9901-6420.2	23120 6	30 l	22 Kannen
	706414 03.9901-6414.2	23005 6	50 l	12 Kannen
	706405 03.9901-6405.2	23121 3	200 l	1 Stück
SL SAE-Spezifikation, J1704-FMVSS 116/DOT 4	705801 03.9901-5801.2	49001 6	1/2 l	1.200 Kannen ¹
	705802 03.9901-5802.2	49002 3	1 l	600 Kannen ²
	705803 03.9901-5803.2	49003 0	5 l	400 Kannen ³
	705811 03.9901-5811.2	29907 7	20 l	12 Kannen
	705820 03.9901-5820.2	10824 9	30 l	22 Kannen
	705814 03.9901-5814.2	10366 4	50 l	12 Kannen
	705805 03.9901-5805.2	49005 4	200 l	1 Stück
G SAE-Spezifikation, J1703-FMVSS 116/DOT 3	705302 03.9901-5302.2	10199 8	1 l	600 Kannen ²
	705303 03.9901-5303.2	10201 8	5 l	400 Kannen ³

Abweichende Artikelnummern für Lieferländer außerhalb Deutschlands möglich.

Paletteneinheit:
¹ 20 Kannen je Karton
² 10 Kannen je Karton
³ 4 Kannen je Karton

Top quality for optimum performance.



NEW: SUPER DOT 5.1

The new premium ATE SUPER DOT 5.1 brake fluid with optimum performance in both hot and cold conditions: 5°C higher wet boiling point than ATE SL.6, same excellent viscosity, longer change interval, ideal for vehicles with advanced driver assistance systems like ESP®, ABS and ASR.

Wide selection for all applications

- | ATE SL as a proven DOT 4 grade, ATE TYPE 200 for racing enthusiasts and ATE DOT 3 G for classic cars and vehicles for which the manufacturer specifies a DOT 3 brake fluid
- | ATE SL.6 is optimal for ESP®, ABS and ASR: low viscosity even at low temperatures, with a fast reaction time
- | Boiling points and viscosities are better than in statutory and technical regulations
- | Protection from corrosion by high-grade additives

Properties of ATE brake fluids

	Boiling point	Wet boiling point	Viscosity at -40°C	Change interval
ATE SUPER DOT 5.1	min. 265 °C / 509 °F	min. 180 °C / 356 °F	max. 750 mm ² /s	up to 3 years
ATE TYPE 200 DOT 4 Racing quality	min. 280 °C / 536 °F	min. 198 °C / 388 °F	max. 1,400 mm ² /s	up to 3 years
ATE SL.6 DOT 4 Ideal for ESP®, ABS, ASR	min. 265 °C / 509 °F	min. 175 °C / 347 °F	max. 700 mm ² /s	up to 2 years
ATE SL DOT 4	min. 260 °C / 500 °F	min. 165 °C / 329 °F	max. 1,400 mm ² /s	up to 1 year
ATE G/ATE Blue DOT 3	min. 245 °C / 473 °F	min. 150 °C / 302 °F	max. 1,500 mm ² /s	up to 1 year

To maintain the operational reliability and safety of the brake system, you must change the brake fluid in accordance with the vehicle manufacturer's recommendations on quality and at the specified change intervals.

Service units

Of course we also offer devices for testing, bleeding and disposing of brake fluids. The devices work accurately and reliably, are easy to use and their technology is state-of-the-art.



To learn more about ATE brake fluids go to www.ate.de/bremsfluessigkeit. Information on our service units is available at www.ate-info.de

Type	ATE item code	Language variations	Container	Pallet unit
SUPER DOT 5.1 SAE specification, J1704-FMVSS 116/DOT 5.1 ISO Class 5-1 – low viscosity	706602 03.9901-6602.2	DE, EN, ES, PT, CN, FR, IT, AR, SE, NL, JP, TH, GR	1 L	600 cans ²
	706612 03.9901-6612.2	PL, RU, CZ, SK, SLO, HU, BG, KA, HR, SR, RO	1 L	600 cans ²
	706603 03.9901-6603.2	DE, EN, ES, PT, CN, FR, IT, AR, SE, NL, JP, TH, GR, PL, RU, CZ, SK, SLO, HU, BG, KA, HR, SR, RO	5 L	400 cans ³
	706611 03.9901-6611.2	DE, EN, ES, PT, CN, FR, IT, AR, SE, NL, JP, TH, GR, PL, RU, CZ, SK, SLO, HU, BG, KA, HR, SR, RO	20 L	36 cans
TYP 200 SAE specification, J1704-FMVSS 116/DOT 4	706202 03.9901-6202.2	DE, EN, ES, PT, CN, FR, IT, AR, SE, NL, JP, TH, GR	1 L	600 cans ²
	706212 03.9901-6212.2	PL, RU, CZ, SK, SLO, HU, BG, KA, HR, SR, RO	1 L	600 cans ²
	706203 03.9901-6203.2	DE, EN, PL, ES, CN, FR, IT, RO, AR, SE, RU, HR, SR, CZ, SK, SLO, GR, HU, JP, TH, BG, NL, PT, KA, DK, FI, SQ, TR, LV, NO, LT, MS, HY	5 L	400 cans ³
	706220 03.9901-6220.2	DE, EN, PL, ES, CN, FR, IT, RO, AR, SE, RU, HR, SR, CZ, SK, SLO, GR, HU, JP, TH, BG, NL, PT, KA, DK, FI, SQ, TR	30 L	22 cans
SL.6 SAE specification, J1704-FMVSS 116/DOT 4 ISO Class 6 – low viscosity	706402 03.9901-6402.2	DE, EN, ES, PT, CN, FR, IT, AR, SE, NL, JP, TH, GR	1 L	600 cans ²
	706432 03.9901-6432.2	PL, RU, CZ, SK, SLO, HU, BG, KA, HR, SR, RO	1 L	600 cans ²
	706403 03.9901-6403.2	DE, EN, PL, ES, CN, FR, IT, RO, AR, SE, RU, HR, SR, CZ, SK, SLO, GR, HU, JP, TH, BG, NL, PT, KA, DK, FI, SQ, TR, LV, NO, LT, MS, HY	5 L	400 cans ³
	706411 03.9901-6411.2	DE, EN, PL, ES, CN, FR, IT, RO, AR, SE, RU, HR, SR, CZ, SK, SLO, GR, HU, JP, TH, BG, NL, PT, KA, DK, FI, SQ, TR, LV	20 L	36 cans
	706420 03.9901-6420.2	DE, EN, PL, ES, CN, FR, IT, RO, AR, SE, RU, HR, SR, CZ, SK, SLO, GR, HU, JP, TH, BG, NL, PT, KA, DK, FI, SQ, TR	30 L	22 cans
	706414 03.9901-6414.2	DE, EN, PL, ES, CN, FR, IT, RO, AR, SE, RU, HR, SR, CZ, SK, SLO, GR, HU, JP, TH, BG, NL, PT, KA, DK, FI, SQ, TR	50 L	12 cans
	706405 03.9901-6405.2	DE, EN, PL, ES, CN, FR, IT, RO, AR, SE, RU, HR, SR, CZ, SK, SLO, GR, HU, JP, TH, BG, NL, PT, KA, DK, FI, SQ, TR	200 L	1 item
SL SAE specification, J1704-FMVSS 116/DOT 4	705801 03.9901-5801.2	DE, EN, ES, AR, TH, CN	1/2 L	1,200 cans ¹
	705831 03.9901-5831.2	PL, RO, RU, HR, SLO, KA	1/2 L	1,200 cans ²
	705802 03.9901-5802.2	DE, EN, ES, PT, CN, FR, IT, AR, SE, NL, JP, TH, GR	1 L	600 cans ²
	705832 03.9901-5832.2	PL, RU, CZ, SK, SLO, HU, BG, KA, HR, SR, RO	1 L	600 cans ²
	705803 03.9901-5803.2	DE, EN, PL, ES, CN, FR, IT, RO, AR, SE, RU, HR, SR, CZ, SK, SLO, GR, HU, JP, TH, BG, NL, PT, KA, DK, FI, SQ, TR, LV, NO, LT, MS, HY	5 L	400 cans ³
	705811 03.9901-5811.2	DE, EN, PL, ES, CN, FR, IT, RO, AR, SE, RU, HR, SR, CZ, SK, SLO, GR, HU, JP, TH, BG, NL, PT, KA, DK, FI, SQ, TR, LV	20 L	12 cans
	705820 03.9901-5820.2	DE, EN, PL, ES, CN, FR, IT, RO, AR, SE, RU, HR, SR, CZ, SK, SLO, GR, HU, JP, TH, BG, NL, PT, KA, DK, FI, SQ, TR	30 L	22 cans
	705814 03.9901-5814.2	DE, EN, PL, ES, CN, FR, IT, RO, AR, SE, RU, HR, SR, CZ, SK, SLO, GR, HU, JP, TH, BG, NL, PT, KA, DK, FI, SQ, TR	50 L	12 cans
	705805 03.9901-5805.2	DE, EN, PL, ES, CN, FR, IT, RO, AR, SE, RU, HR, SR, CZ, SK, SLO, GR, HU, JP, TH, BG, NL, PT, KA, DK, FI, SQ, TR	200 L	1 item
G SAE specification, J1703-FMVSS 116/DOT 3	705302 03.9901-5302.2	-	1 L	600 cans ²
	705303 03.9901-5303.2	-	5 L	400 cans ³
BLUE SAE specification, J1703-FMVSS 116/DOT 3	700301 03.9901-0301.2	-	1/2 L	1,200 cans ²
	700302 03.9901-0302.2	-	1 L	600 cans ²

Item codes may be different for countries of delivery other than Germany.

Pallet unit: ¹20 cans per box, ²10 cans per box, ³4 cans per box

DE Inhaltsverzeichnis

Herstellerverzeichnis
Produktdetails
Fahrzeugverwendungen
Technische Übersetzungen

8	Index of vehicles
18	Product details
451	Applications of vehicles
1404	Technical translations

EN Table of contents

ES Índice

8	Índice de vehículos	8
18	Descripción del producto	18
451	Aplicaciones	451
1404	Traducciones técnicas	1404

FR Table des matières

Liste des véhicules
Présentation du produit
Applications
Traductions techniques

8	Indice autoveiture
18	Panoramica prodotti
451	Applicazioni autoveicoli
1404	Traduzioni tecniche

IT Sommario

8
18
451
1404



DE Herstellerverzeichnis

EN Index of vehicles

ES Índice de vehículos

FR Liste des véhicules

IT Indice autovettura

2022

**ABARTH 452**

GRANDE PUNTO	452
PUNTO	452
PUNTO EVO	452

ALFA ROMEO 452

145 (930_)	452
146 (930_)	453
147 (937_)	453
155 (167_)	454
156 (932_)	454
156 Sportwagon (932_)	454
164 (164_)	455
166 (936_)	455
BRERA (939_)	455
GT (937_)	455
MITO (955_)	455
SPIDER (939_)	456

AUDI 456

A1 (8X1, 8XK)	456
A1 CITY CARVER (GBH)	456
A1 Sportback (8XA, 8XF)	456
A1 Sportback (GBA)	456
A2 (8Z0)	457
A3 (8L1)	457
A3 (8P1)	457
A3 Sportback (8PA)	458
A4 B5 (8D2)	458
A4 B5 Avant (8D5)	458
A4 B6 (8E2)	459
A4 B6 Avant (8E5)	459
A4 B6 Cabriolet (8H7)	459
A4 B7 (8EC)	459
A4 B7 Avant (8ED)	459
A4 B7 Cabriolet (8HE)	460
A6 C4 (4A2)	460
A6 C4 Avant (4A5)	460
A6 C5 (4B2)	460
A6 C5 Avant (4B5)	461
ALLROAD C5 (4BH)	461
CABRIOLET B3 (8G7)	461
Q7 (4LB)	461
Q7 Van (4LB)	462
TT (8N3)	462
TT Roadster (8N9)	462

BMW 462

1 (E81)	462
1 (E87)	463
1 (F20)	465
1 (F21)	466
1 Cabriolet (E88)	467
1 Coupe (E82)	468
1 Van (F20)	468
2 Cabriolet (F23)	469
2 Coupe (F22, F87)	469
3 (E36)	470
3 (E46)	471
3 (E90)	472
3 (F30, F80)	474
3 (G20, G80, G28)	476
3 Cabriolet (E36)	476
3 Cabriolet (E46)	476
3 Cabriolet (E93)	477
3 Compact (E36)	478
3 Compact (E46)	479
3 Coupe (E36)	479
3 Coupe (E46)	480
3 Coupe (E92)	481
3 Gran Turismo (F34)	483
3 Touring (E36)	484
3 Touring (E46)	484
3 Touring (E91)	485
3 Touring (F31)	488
3 Touring Van (F31)	489
4 Cabriolet (F33, F83)	489
4 Coupe (F32, F82)	490

**BMW 462**

4 Gran Coupe (F36)	491
5 (E39)	492
5 (E60)	493
5 Gran Turismo (F07)	495
5 Touring (E39)	495
5 Touring (E61)	496
6 (E63)	498
6 Cabriolet (E64)	498
7 (E38)	498
7 (E65, E66, E67)	499
7 (F01, F02, F03, F04)	500
8 (E31)	500
X1 (E84)	501
X3 (E83)	501
X5 (E53)	502
X5 (E70)	503
X5 (F15, F85)	503
X6 (E71, E72)	504
X6 (F16, F86)	504
Z3 Coupe (E36)	504
Z3 Roadster (E36)	505
Z4 Coupe (E86)	505
Z4 Roadster (E85)	506
Z8 Roadster (E52)	506

CHEVROLET 506

ASTRA Schrägheck	506
ASTRA Stufenheck	506
AVEO / KALOS Schrägheck (T200)	506
AVEO / KALOS Schrägheck (T250, T255)	507
AVEO / KALOS Stufenheck (T200)	507
AVEO / KALOS Stufenheck (T250, T255)	507
AVEO Schrägheck (T300)	508
AVEO Stufenheck (T300)	508
CAPTIVA (C100, C140)	509
CAPTIVA SPORT	509
CAPTIVA Van (C100)	509
COBALT	509
CORSA Kombi	509
CRUZE (J300)	510
CRUZE Schrägheck (J305)	510
CRUZE Station Wagon (J308)	510
EPICA (KL1_)	510
EQUINOX	510
EVANDA	510
LACETTI (J200)	510
LACETTI Kombi (J200)	511
LACETTI Stufenheck (J200)	511
LANOS Stufenheck	511
MATIZ (M200, M250)	512
NUBIRA Kombi	512
NUBIRA Stufenheck	513
SPARK	514
SPARK (M300)	514
SPARK (M400)	514
SPARK Kasten/Schrägheck (M200, M250)	515
TACUMA Großraumlimousine (U100)	515
TIGRA	515
VECTRA	515
ZAFIRA (F75)	516

CHRYSLER 516

200 Cabriolet	516
200 Stufenheck	516
300C	516
300C (LX, LE)	516
300C Touring (LX, LE)	517
CROSSFIRE	517
CROSSFIRE Roadster	517
DELTA	517
PT CRUISER (PT_)	517
PT CRUISER Cabriolet	517
PT CRUISER Combi Van (PT_)	517
SEBRING (JR)	517
SEBRING (JS)	518
SEBRING Cabriolet (JR)	518
SEBRING Cabriolet (JS)	518

**CHRYSLER 516**

VOYAGER / GRAND VOYAGER III (GS_, NS_)	518
VOYAGER / GRAND VOYAGER IV (RG)	518
VOYAGER IV (RG, RS)	518
YPSILON	518

CITROËN 518

AMI (9A_)	519
AX (ZA_)	519
BERLINGO / BERLINGO FIRST Großraumlimousine (MF_, GJK_, GFK_)	520
BERLINGO / BERLINGO FIRST Kasten/Großraumlimousine (M_)	522
BERLINGO Kasten/Großraumlimousine (B9)	524
BERLINGO MULTISPACE (B9)	524
BERLINGO Pritsche/Fahrgestell (B9)	525
C1 (PM_, PN_)	525
C15 Kasten/Großraumlimousine (VD_)	535
C15 Kombi	535
C15 Pritsche/Fahrgestell (VDPD)	536
C1 II (PA_, PS_)	525
C2 (JM_)	525
C2 ENTERPRISE (JG_)	526
C3 AIRCROSS I	531
C3 I (FC_, FN_)	527
C3 II (SC_)	528
C3 III (SX)	530
C3 III Van (SX_, SY_)	530
C3 II Kasten/Schrägheck (SC_)	529
C3 Pluriel (HB_)	531
C4 AIRCROSS	532
C4 CACTUS	532
C4 CACTUS Van (0B_, 0P_)	533
C4 Coupe (LA_)	533
C4 I (LC_)	531
C4 I Kasten/Schrägheck (LR_)	532
C4 I Stufenheck	532
C5 I (DC_)	533
C5 I Break (DE_)	533
C5 II (RC_)	533
C5 II Break (RE_)	534
C5 Kasten/Kombi (DE_, RE_)	534
C8 (EA_, EB_)	534
C8 Van (EA_, EB_)	535
C-CROSSER (VU_, VV_)	536
C-CROSSER ENTERPRISE (VU_, VV_)	536
C-CROSSER Van (VU_)	536
C-ELYSEE (DD_)	536
C-ZERO	537
DS3 (SA_)	537
DS3 Cabriolet	538
EVASION Großraumlimousine (22, U6)	539
JUMPER Bus	540
JUMPER Bus (230P)	540
JUMPER Bus (244, Z_)	543
JUMPER Kasten	544
JUMPER Kasten (230L)	544
JUMPER Kasten (244)	547
JUMPER Pritsche/Fahrgestell	549
JUMPER Pritsche/Fahrgestell (230)	549
JUMPER Pritsche/Fahrgestell (244)	551
JUMPY (U6U_)	553
JUMPY (VF7)	553
JUMPY Kasten	554
JUMPY Kasten (BS_, BT_, BY_, BZ_)	554
JUMPY Pritsche/Fahrgestell	555
JUMPY Pritsche/Fahrgestell (BU_, BV_, BW_, BX_)	555
NEMO Großraumlimousine	556
NEMO Kasten/Großraumlimousine (AA_)	556
SAXO (S0, S1)	557
SAXO Hatchback van (S3_)	558
XANTIA (X1_, X2_)	559
XANTIA Break (X1_, X2_)	560
XM (Y4)	560
XSARA (N1)	560
XSARA Break (N2)	563
XSARA Coupe (N0)	564
XSARA Kasten/Kombi	567
XSARA Kasten/Schrägheck (N3_)	568

**CITROËN 518**

XSARA PICASSO (N68)	569
ZX (N2)	571
ZX Break (N2)	574

DACIA 575

DOKKER Express Kasten/Großraumlimousine	575
DOKKER Großraumlimousine (KE_)	575
DUSTER (HM_)	576
DUSTER (HS_)	576
DUSTER Kasten/SUV	577
LODGY (JS_)	578
LOGAN (LS_)	578
LOGAN EXPRESS (FS_)	581
LOGAN II	580
LOGAN MCV (KS_)	582
LOGAN MCV II	583
LOGAN Pick-up (US_)	583
SANDERO	584
SANDERO II	586

DAEWOO 586

ARANOS	586
ESPERO (KLEJ)	587
EVANDA (KLAL)	587
GENTRA Stufenheck	587
KALOS (KLAS)	587
KALOS Stufenheck (KLAS)	588
LACETTI PREMIERE Stufenheck (J300)	588
LACETTI Schrägheck (KLAN)	588
LACETTI Stufenheck	588
LACETTI Stufenheck (J200)	588
LANOS (KLAT)	588
LANOS Stufenheck (KLAT)	589
MATIZ (M100, M150)	590
MATIZ (M200, M250)	591
MATIZ (M300)	591
MATIZ Kasten/Schrägheck (KLA4)	591
NEXIA	591
NEXIA Stufenheck	592
NUBIRA (J100)	593
NUBIRA (J150)	593
NUBIRA Stufenheck (J100)	594
NUBIRA Stufenheck (J200)	594
NUBIRA Wagon (J100)	594
NUBIRA Wagon (J200)	595
RACER Schrägheck	595
TACUMA (U100)	595
TOSCA	596

DAIHATSU 596

APPLAUSE II Schrägheck (A101)	596
APPLAUSE I Schrägheck (A101, A111)	596
CHARADE IV (G200, G202)	596
CHARADE IV Stufenheck (G203)	596
CHARADE VIII	596
COPEL (L880_, L881_)	596
CUORE IV (L501)	596
CUORE V (L7_)	597
CUORE VI (L251, L250_, L260_)	597
CUORE VII (L275_, L285_, L276_)	597
HIJET Bus (S85)	597
HIJET Pritsche/Fahrgestell	597
MATERIA (M4_)	597
MOVE (L6_)	598
MOVE (L9_)	598
NAKED	598
SIRION (M1)	598
SIRION (M3_)	598
TERIOS (J1_)	599
TERIOS (J2_)	599
TREVIS	599
YRV (M2)	599

DS 599

DS 3 (SA_)	599
------------	-----

**DS 599**

DS 3 Cabriolet (SB_)	600
----------------------	-----

FIAT 601

126 (126_)	601
500 (312_)	601
500 C (312_)	602
500L (351_, 352_)	602
BARCETTA (183_)	602
BRAVA (182_)	603
BRAVO I (182_)	604
BRAVO II (198_)	606
BRAVO Van (198_)	606
CINQUECENTO (170_)	606
COUPE (175_)	607
DOBLO Bus (263_)	607
DOBLO Cargo (263_)	607
DOBLO Großraumlimousine (119_, 223_)	608
DOBLO Kasten/Großraumlimousine (223_)	609
DOBLO Pritsche/Fahrgestell (263_)	611
DUCATO Bus (230_)	611
DUCATO Bus (244_)	616
DUCATO Bus (250_)	617
DUCATO Kasten (230_)	618
DUCATO Kasten (244_)	622
DUCATO Kasten (250_)	623
DUCATO Pritsche/Fahrgestell (230_)	624
DUCATO Pritsche/Fahrgestell (244_)	628
DUCATO Pritsche/Fahrgestell (250_)	629
FIORINO Großraumlimousine (225_)	630
FIORINO Kasten/Großraumlimousine (146_)	630
FIORINO Kasten/Großraumlimousine (225_)	631
FIORINO Pick up (146_)	632
FULLBACK Pick-up (502_, 503_)	632
GRANDE PUNTO (199_)	632
GRANDE PUNTO Van (199_)	634
IDEA (350_)	635
IDEA Van (350_)	636
LINEA (323_, 110_)	636
MAREA (185_)	637
MAREA Weekend (185_)	638
MULTIPLA (186_)	639
MULTIPLA VAN (186_)	640
PALIO (178_, 171_)	640
PALIO Weekend (178_, 173_, 373_, 374_, 171_)	641
PANDA / PANDA CLASSIC (169_)	642
PANDA (141_)	643
PANDA (312_, 319_)	644
PANDA Kasten/Schrägheck (141_)	644
PANDA Kasten/Schrägheck (169_)	645
PANDA VAN (312_, 519_)	646
PUNTO (176_)	647
PUNTO (188_)	648
PUNTO (199_)	651
PUNTO Cabriolet (176_)	652
PUNTO EVO (199_)	652
PUNTO EVO Kasten/Schrägheck (199_)	653
PUNTO Kasten/Schrägheck (188_)	654
PUNTO Kasten/Schrägheck (199_)	654
PUNTO Van (176_)	655
QUBO (225_)	656
SCUDO Bus (220_)	657
SCUDO Bus (270_, 272_)	658
SCUDO Kasten (220_)	658
SCUDO Kasten (270_, 272_)	659
SCUDO Pritsche/Fahrgestell (220_)	659
SCUDO Pritsche/Fahrgestell (270_, 272_)	660
SEDICI (189_)	660
SEICENTO / 600 (187_)	660
SEICENTO / 600 Kasten/Schrägheck (287_)	661
SIENA (178_, 172_)	661
STILO (192_)	661
STILO Multi Wagon (192_)	662
STILO VAN (192_)	662
STRADA Pick-up (178_)	662
TEMPRA (159_)	662
TIPO Kombi (356_)	662
TIPO Schrägheck (356_)	663
TIPO Stufenheck (356_)	663

**FIAT 601**

ULYSSE (179_)	664
ULYSSE (220_)	664
UNO (146_)	665

FORD 666

B-MAX (JK)	666
B-MAX Van (JK)	667
C-MAX (DM2)	667
C-MAX II (DXA/CB7, DXA/CEU)	667
C-MAX II Van	668
COUGAR (EC_)	668
COURIER Pick-up	668
ECOSPORT	668
ESCORT CLASSIC (AAL, ABL)	679
ESCORT CLASSIC Turnier (ANL)	680
ESCORT VI (GAL, AAL, ABL)	669
ESCORT VI Cabriolet (ALL)	671
ESCORT VI Express (AVL)	673
ESCORT VI Stufenheck (GAL, AFL)	675
ESCORT VI Turnier (GAL, ANL)	677
FIESTA III (GFJ)	681
FIESTA IV (JA_, JB_)	681
FIESTA Kasten/Großraumlimousine (J5_, J3_)	688
FIESTA Kasten/Großraumlimousine (JV_)	689
FIESTA Stufenheck	689
FIESTA V (JH_, JD_)	684
FIESTA VI (CB1, CCN)	685
FIESTA VII (HJ, HF)	687
FIESTA VII Van	688
FIESTA VI Van	686
FIESTA V Van	685
FOCUS C-MAX (DM2)	700
FOCUS I (DAW, DBW)	690
FOCUS II (DA_, HCP, DP)	694
FOCUS II Cabriolet	694
FOCUS III	696
FOCUS III Kasten/Kombi	697
FOCUS III Kasten/Schrägheck	697
FOCUS III Stufenheck	698
FOCUS III Turnier	699
FOCUS II Kasten/Kombi	694
FOCUS II Stufenheck (DB_, FCH, DH)	695
FOCUS II Turnier (DA_, FFS, DS)	695
FOCUS I Kasten/Kombi (DNW)	691
FOCUS I Stufenheck (DFW)	692
FOCUS I Turnier (DNW)	693
FUSION (JU_)	700
GALAXY I (WGR)	701
GALAXY II (WA6)	701
GALAXY MK II VAN (WA6)	702
GALAXY MK I VAN (WGR)	702
GRAND C-MAX (DXA/CB7, DXA/CEU)	702
GRAND C-MAX Van	702
KA	702
KA (RB_)	703
KA (RU8)	704
KA+ III (UK, FK)	705
KA+ III Stufenheck (TK, FK)	705
KA Van (RB)	705
KUGA I	705
KUGA I VAN	706
MAVERICK	706
MAVERICK (UDS, UNS)	706
MAVERICK VAN	706
MONDEO II (BAP)	706
MONDEO III (B5Y)	708
MONDEO III Stufenheck (B4Y)	708
MONDEO III Turnier (BWY)	709
MONDEO II Stufenheck (BFP)	707
MONDEO II Turnier (BNP)	708
MONDEO IV (BA7)	709
MONDEO IV Stufenheck (BA7)	709
MONDEO IV Turnier (BA7)	709
MONDEO IV Van	710
PUMA (EC_)	710
RANGER (ER, EQ, R_)	712
RANGER (ET)	712
RANGER (TKE)	712



**FORD 666**

SCORPIO II (GFR, GGR)	712
SCORPIO II Turnier (GMR, GGR)	712
S-MAX (WA6)	713
S-MAX VAN (WA6)	713
STREET KA (RL2)	713
TOURNEO CONNECT	713
TOURNEO COURIER B460 Großraumlimousine	714
TOURNEO CUSTOM V362 Bus (F3)	714
TRANSIT Bus (E_)	714
TRANSIT Bus (FD_, FB_, FS_, FZ_, FC_)	716
TRANSIT CONNECT (P65_, P70_, P80_)	717
TRANSIT COURIER B460 Großraumlimousine	717
TRANSIT COURIER B460 Kasten/Großraumlimousine	718
TRANSIT CUSTOM V362 Bus (F3)	718
TRANSIT CUSTOM V362 Kasten (FY, FZ)	718
TRANSIT Kasten (E_)	718
TRANSIT Kasten (FA_)	719
TRANSIT Pritsche/Fahrgestell (E_)	720
TRANSIT Pritsche/Fahrgestell (FM_, FN_, FF_)	720
TRANSIT Pritsche/Fahrgestell (FM_, FN_)	721
TRANSIT TOURNEO Bus	721
TRANSIT TOURNEO Bus (FC_)	723
TRANSIT V363 Bus (FAD, FBD)	723
TRANSIT V363 Kasten (FCD, FDD)	724
TRANSIT V363 Pritsche/Fahrgestell (FED, FFD)	724

FSO 725

126P	725
------	-----

HONDA 725

ACCORD IX Coupe	725
ACCORD IX Stufenheck (GR)	725
ACCORD VI (CK, CG, CH, CF)	725
ACCORD VIII (CP)	725
ACCORD VIII (CU)	725
ACCORD VIII Kombi (CW)	725
AVANCIER (TA)	725
CAPA (GA)	725
CITY IV Stufenheck (GD_)	726
CITY IV Stufenheck (GE4)	726
CIVIC VI Aerodeck (MB, MC)	726
CIVIC VI Coupe (EJ, EM1)	726
CIVIC VI Fastback (MA, MB)	726
CIVIC VI Hatchback (EJ, EK)	726
CIVIC VII Hatchback (EU, EP, EV)	727
CIVIC VIII Hatchback (FN, FK)	728
CIVIC VII Stufenheck (ES, ET)	728
CIVIC VI Stufenheck (EJ, EK)	727
CR-V I (RD)	728
CR-V II (RD_)	728
CR-V III (RE_)	729
CR-V IV (RM_)	730
CRX III (EH, EG)	730
DOMANI (MB_)	730
ELEMENT (YH)	730
ELYSION (RR)	730
FR-V (BE)	730
HR-V (GH)	730
JAZZ II (GD_, GE3, GE2)	731
JAZZ III (GE_, GG_, GP_, ZA_)	731
LIFE (JB)	731
LOGO (GA)	732
ODYSSEY (RL1, RA6, RA_)	732
ODYSSEY Großraumlimousine (RA_)	732
ORTHIA / PARTNER (EL_, EY_)	732
SHUTTLE (RA)	732
SMX (RH)	732
STEPWGN (DBA-RG_)	732
STEPWGN (DBA-RK_)	732
STEPWGN (LA-RF_, UA-RF_)	733
STREAM (RN)	733

**HYUNDAI 733**

ACCENT I (X-3)	733
ACCENT II (LC)	733
ACCENT III (MC)	736
ACCENT III Stufenheck (MC)	736
ACCENT II Stufenheck (LC)	734
ACCENT IV (RB)	736
ACCENT IV Stufenheck (RB)	737
ACCENT Stufenheck (X-3)	737
ACCENT V Stufenheck (HC)	737
ATOS (MX)	738
COUPE I (RD)	738
ELANTRA III (XD)	738
ELANTRA III Stufenheck (XD)	739
ELANTRA IV Stufenheck (HD)	740
GALLOPER II (JK-01)	740
GETZ (TB)	741
GRANDEUR (HG)	742
GRANDEUR (IG)	743
GRANDEUR (TG)	743
GRAND SANTA FÉ	743
H-1 / STAREX Bus (A1)	743
H100 Bus (P)	745
H100 Kasten	745
H100 Pritsche/Fahrgestell	745
H-1 Cargo (TQ)	744
H-1 Kasten (A1)	744
H-1 Pritsche/Fahrgestell	744
H-1 Travel (TQ)	745
HIGHWAY VAN	745
i10 I (PA)	745
i10 II (BA, IA)	746
i10 III (AC3, AI3)	746
i20 ACTIVE (IB, GB)	748
i20 I (PB, PBT)	746
i20 II (GB, IB)	747
i20 II Coupe (GB)	747
i20 II Hatchback Van (GB, IB)	747
i30 (FD)	748
i30 (GD)	748
i30 Coupe	748
i30 Hatchback Van (GDE)	749
i30 Kombi (FD)	749
i30 Kombi (GD)	749
i30 Kombi Van (GDE, GD)	749
ix20 (JC)	749
ix35 (LM, EL, ELH)	750
ix35 Van	750
ix55	750
LANTRA II (J-2)	751
LANTRA II Kombi (J-2)	751
MATRIX (FC)	751
SANTA FÉ I (SM)	752
SANTA FÉ II (CM)	753
SANTA FÉ III (DM, DMA)	754
SANTA FÉ III Kasten/SUV (DM)	755
SANTA FÉ II Kasten/SUV (CM)	754
SANTA FÉ I Kasten/SUV (SM)	753
SOLARIS Stufenheck (HCR)	755
SONATA IV (EF)	756
SONATA V (NF)	756
TERRACAN (HP)	756
TUCSON (JM)	756
TUCSON Kasten/SUV (JM)	757

INFINITI 757

FX	757
G Coupe	757
G Stufenheck	757
JX SUV (L50)	757
M (Y51)	757
M35	758
M37	758
Q50	758
Q60 Coupe	758
Q70 (Y51)	758
QX60	758
QX70	758

**ISUZU 759**

D-MAX I (TFR, TFS)	759
D-MAX II (TFR, TFS)	759
D-MAX II Pritsche/Fahrgestell (TFR, TFS)	759
D-MAX I Pritsche/Fahrgestell (TFR, TFS)	759
KB	759

IVECO 760

DAILY II Bus	760
DAILY III Kasten	760
DAILY III Pritsche/Fahrgestell	761
DAILY II Kasten	760
DAILY II Kipper	760
DAILY II Pritsche/Fahrgestell	760
DAILY IV Pritsche/Fahrgestell	762

JAGUAR 762

XJ (X300, X330)	762
XJ (X308)	762
XK 8 Coupe (X100)	762

JEEP 762

CHEROKEE (KJ)	762
CHEROKEE (XJ)	762
COMPASS (MK49)	762
PATRIOT (MK74)	763
WRANGLER II (TJ)	763

KIA 763

CADENZA I (VG)	763
CADENZA II (YG)	763
CARENS III Großraumlimousine (UN)	763
CARNIVAL / GRAND CARNIVAL III (VQ)	764
CARNIVAL I (UP)	764
CARNIVAL II (GQ)	764
CEE'D (JD)	764
CEE'D Combi Van (JD)	764
CEE'D Schrägheck (ED)	764
CEE'D Sportswagon (JD)	765
CEE'D SW (ED)	765
CERATO II (TD)	766
CERATO III Schrägheck (YD)	766
CERATO III Stufenheck (YD)	766
CERATO I Stufenheck (LD)	765
CERATO KOUP II (TD)	766
CERATO Stufenheck (FB)	766
MAGENTIS (GD, MS)	766
MAGENTIS (MG)	766
OPTIMA (FSGDS6B)	767
PICANTO (JA)	767
PICANTO (SA)	767
PICANTO (TA)	768
PREGIO Bus	768
PREGIO Kasten (TB)	768
PRIDE (DA)	768
PRIDE Kombi	768
PRIDE Van (DA)	768
PRO CEE'D (ED)	769
PRO CEE'D (JD)	769
PRO CEE'D Hatchback Van (JD)	769
RIO II (JB)	769
RIO III (UB)	770
RIO III Hatchback Van (UB)	771
RIO III Stufenheck (UB)	771
RIO II Stufenheck (JB)	770
RIO IV (YB, SC, FB)	771
RIO IV Hatchback Van (YB, SC, FB)	771
RIO IV Stufenheck (SC, FB)	771
RIO Schrägheck (DC)	771
RIO Stufenheck (DC_)	772
SEDONA III (YP)	772
SEPHIA (FA)	772
SEPHIA Stufenheck (FA)	772
SHUMA I (FB)	773
SHUMA II (FB)	773
SHUMA II Stufenheck (FB)	773

**KIA 763**

SHUMA Stufenheck (FB)	773
SORENTO I (JC)	774
SORENTO II (XM)	774
SORENTO II Kasten/SUV (XM)	775
SORENTO I VAN (JC)	774
SOUL I (AM)	775
SOUL II (PS)	775
SPORTAGE II (JE_, KM)	775
SPORTAGE III (SL)	776
SPORTAGE II VAN (KM_)	775
SPORTAGE SUV (K00)	776
VENGA (YN)	776
VENGA Hatchback Van (YN)	777

LADA 777

110 (2110)	777
111 (2111)	777
112 (2112)	778
1200-1600	778
GRANTA Liftback (2191_)	778
KALINA II Kombi (2194_)	778
KALINA II Schrägheck (2192_)	779
KALINA Kombi (1117)	779
KALINA Schrägheck (1119)	779
KALINA Stufenheck (1118)	779
NOVA (2105)	780
NOVA Kombi (2104)	780
PRIORA Kombi (2171)	780
PRIORA Schrägheck (2172)	780
PRIORA Stufenheck (2170_)	781
SAMARA (2108, 2109, 2113, 2114)	781
SAMARA Schrägheck (2113, 2114)	782
SAMARA Stufenheck (21099, 2115)	782
TAIGA Geländewagen geschlossen (2121, 2131)	782
TOSCANA (2107)	783
VESTA (GFL_)	783
VESTA SW Kombi (GFK_)	783

LANCIA 783

DEDRA (835_)	783
DEDRA SW (835_)	784
DELTA II (836_)	785
DELTA III (844_)	785
FLAVIA Cabriolet (JS_)	785
MUSA (350_)	785
PHEDRA (179_)	786
THEMA (LX_)	786
Y (840_)	786
YPSILON (312_)	788
YPSILON (843_)	788
ZETA (22_)	789

LAND ROVER 790

DEFENDER Cabrio (L316)	790
DEFENDER Pick Up (L316)	790
DEFENDER Pritsche/Fahrgestell (L316)	790
DEFENDER Station Wagon (L316)	790
DISCOVERY I (LJ)	790
DISCOVERY II (L318)	790
DISCOVERY III (L319)	790
DISCOVERY III VAN (L319)	790
DISCOVERY IV (L319)	791
DISCOVERY IV VAN (L319)	791
FREELANDER 2 (L359)	792
FREELANDER 2 VAN (L359)	792
FREELANDER I (L314)	791
FREELANDER I Soft Top (L314)	792
RANGE ROVER II (P38A)	793
RANGE ROVER III (L322)	793
RANGE ROVER SPORT I (L320)	793

LEXUS 793

ES (_V4_)	793
ES (_V6_)	793
ES (MCV_, VZV_)	794

**LEXUS 793**

GS (_S16_)	794
GS (JZS147_)	794
GX (_J12_)	794
GX (URJ15_, GRJ15_)	794
HS (ANF10)	794
IS I (_E1_)	794
IS SportCross (_E1_)	794
LS (_F2_)	795
LX (UZJ100)	795
RX (_U3_)	795
RX (MCU15)	795
SC Cabriolet (UZZ40_)	795

MAYBACH 795

57 (W240)	795
62 (V240)	795

MAZDA 795

121 III (JASM, JBSM)	799
2 (DE_, DH_)	795
2 (DL, DJ)	796
2 (DY)	796
3 (BK)	797
3 (BL)	797
3 (BM, BN)	797
323 C IV (BG)	800
323 C V (BA)	800
323 F V (BA)	801
323 F VI (BJ)	801
323 P V (BA)	802
323 S V (BA)	802
323 S VI (BJ)	803
3 Kasten/Schrägheck (BM)	797
3 Stufenheck (BK)	797
3 Stufenheck (BL)	798
3 Stufenheck (BM_, BN_)	798
5 (CR19)	798
5 (CW)	798
626 III Station Wagon (GV)	804
626 IV (GE)	804
626 IV Hatchback (GE)	804
626 V (GF)	804
626 V Hatchback (GF)	805
626 V Station Wagon (GW)	805
6 Hatchback (GG)	798
6 Kasten/Kombi (GJ)	798
6 Station Wagon (GY)	798
6 Stufenheck (GG)	798
6 Stufenheck (GJ, GL)	799
B-SERIE (UF)	805
B-SERIE (UN)	805
BT-50 II Pick-up (B22, B32, UP, UR)	806
BT-50 Pick-up (CD, UN)	806
BT-50 Pritsche/Fahrgestell (CD, UN)	806
CX-5 (KE, GH)	806
CX-5 Van (KE_)	806
DEMIO (DW)	806
E Bus (SR1)	806
E Kasten (SR2)	806
E Pritsche/Fahrgestell (SD1)	807
MX-3 (EC)	807
MX-5 III (NC)	807
MX-6 (GE)	807
PREMACY (CP)	807
PREMACY Van (CP_)	808
TRIBUTE (EP)	808
XEDOS 6 (CA)	808

MERCEDES-BENZ 808

A-KLASSE (W168)	808
A-KLASSE (W169)	811
B-KLASSE Sports Tourer (W245)	812
CITAN Kasten/Großraumlimousine (W415)	813
CITAN Mixto (Double Cabin) (W415)	813
CITAN Tourer (W415)	813
C-KLASSE (W202)	814
C-KLASSE (W203)	815

**MERCEDES-BENZ 808**

C-KLASSE (W204)	816
C-KLASSE Coupe (C204)	818
C-KLASSE Sportcoupe (CL203)	819
C-KLASSE T-Model (S202)	819
C-KLASSE T-Model (S203)	820
C-KLASSE T-Model (S204)	821
CLC-KLASSE (CL203)	823
CLK (C208)	824
CLK (C209)	824
CLK Cabriolet (A208)	825
CLK Cabriolet (A209)	826
CLS (C218)	826
CLS (C219)	827
CLS Shooting Brake (X218)	828
E-KLASSE (W210)	829
E-KLASSE (W211)	831
E-KLASSE (W212)	832
E-KLASSE Cabriolet (A124)	834
E-KLASSE Cabriolet (A207)	835
E-KLASSE Coupe (C124)	835
E-KLASSE Coupe (C207)	836
E-KLASSE Pritsche/Fahrgestell (VF211)	836
E-KLASSE T-Model (S210)	837
E-KLASSE T-Model (S211)	838
E-KLASSE T-Model (S212)	839
EQV (W447)	842
eSPRINTER Kasten (B910)	842
eVITO Kasten (W447)	842
eVITO Tourer (W447)	842
G-KLASSE (W461)	842
G-KLASSE (W463)	843
G-KLASSE Cabrio (W463)	843
GLK-KLASSE (X204)	844
GL-KLASSE (X164)	845
MARCO POLO Camper (W447)	845
M-KLASSE (W163)	846
M-KLASSE (W164)	846
R-KLASSE (W251, V251)	847
S-KLASSE (W140)	847
S-KLASSE (W220)	848
S-KLASSE (W221)	850
S-KLASSE Coupe (C140)	851
S-KLASSE Coupe (C215)	852
S-KLASSE Coupe (C216)	852
SL (R129)	852
SL (R230)	853
SLK (R170)	854
SLK (R171)	854
SLR (R199)	854
SLR Roadster (R199)	854
SLS AMG (C197)	855
SLS AMG Roadster (R197)	855
SPRINTER 2-t Bus (B901, B902)	855
SPRINTER 2-t Kasten (B901, B902)	855
SPRINTER 2-t Pritsche/Fahrgestell (B901, B902)	856
SPRINTER 3,5-t Bus (B906)	857
SPRINTER 3,5-t Kasten (B906)	858
SPRINTER 3,5-t Kasten (B907, B910)	859
SPRINTER 3,5-t Pritsche/Fahrgestell (B906)	859
SPRINTER 3,5-t Pritsche/Fahrgestell (B907, B910)	860
SPRINTER 3,5-t Tourer Bus (B907)	860
SPRINTER 3-t Bus (B903)	860
SPRINTER 3-t Bus (B906)	861
SPRINTER 3-t Kasten (B903)	862
SPRINTER 3-t Kasten (B906)	863
SPRINTER 3-t Kasten (B910)	863
SPRINTER 3-t Pritsche/Fahrgestell (B903)	863
SPRINTER 3-t Pritsche/Fahrgestell (B906)	864
SPRINTER 3-t Pritsche/Fahrgestell (B910, B907)	864
SPRINTER 3-t Tourer Bus (B907)	865
SPRINTER 4,6-t Kasten (B906)	865
SPRINTER 4,6-t Pritsche/Fahrgestell (B906)	865
SPRINTER 4-t Bus (B904)	866
SPRINTER 4-t Kasten (B904)	866
SPRINTER 4-t Kasten (B907, B910)	867
SPRINTER 4-t Pritsche/Fahrgestell (B904)	867
SPRINTER 4-t Pritsche/Fahrgestell (B907, B910)	868



**MERCEDES-BENZ 808**

SPRINTER 4-t Tourer Bus (B907)	869
SPRINTER 5-t Bus (B906)	869
SPRINTER 5-t Kasten (B906)	869
SPRINTER 5-t Kasten (B907)	870
SPRINTER 5-t Pritsche/Fahrgestell (B906)	870
SPRINTER 5-t Pritsche/Fahrgestell (B907)	871
SPRINTER CLASSIC 3,5-t Kasten (B909)	871
SPRINTER CLASSIC 4,6-t Bus (B909)	871
SPRINTER CLASSIC 4,6-t Kasten (B909)	872
VANEO (414)	872
VIANO (W639)	872
VITO / MIXTO Kasten (W639)	873
VITO Bus (W638)	874
VITO Bus (W639)	874
VITO Kasten (W447)	875
VITO Kasten (W638)	875
VITO Mixto (Double Cabin) (W447)	876
VITO Tourer (W447)	876
V-KLASSE (638/2)	877
V-KLASSE (W447)	877
X-KLASSE (470)	878
X-KLASSE Pritsche/Fahrgestell (470)	878

MG 878

MG ZT	878
MG ZT- T	878

MINI 878

MINI (F55)	878
MINI (F56)	879
MINI (R50, R53)	879
MINI (R56)	879
MINI Cabriolet (F57)	879
MINI Cabriolet (R52)	880
MINI Cabriolet (R57)	880
MINI CLUBMAN (R55)	880
MINI CLUBVAN (R55)	880
MINI Coupe (R58)	880
MINI Roadster (R59)	880

MITSUBISHI 880

ASX (GA_W_)	881
ASX Van (GA_W_)	881
ATTRAGE VI Stufenheck (A1_A)	881
CARISMA (DA_)	881
CARISMA Stufenheck (DA_)	882
COLT CZC VI Cabriolet (RG)	884
COLT Kasten/Schrägheck (Z3_V)	884
COLT V (CJ_, CP_)	883
COLT VI (Z3_A, Z2_A)	883
DELICA / SPACE GEAR	884
ECLIPSE Cabriolet	885
ECLIPSE Cabriolet (D5_A)	885
ECLIPSE II (D3_A)	884
ECLIPSE III (D5_A)	884
ECLIPSE IV (DK_A)	884
ECLIPSE IV Cabriolet	885
GALANT IX Stufenheck (DJ_, ED_, EF_)	885
GALANT VIII (EA_)	885
GALANT VIII Kombi (EA_)	885
GRANDIS (NA_W)	886
i (HA_)	886
L200 / TRITON (KA_T, KB_T)	886
L200 / TRITON (KJ_, KK_, KL_)	887
L200 / TRITON Pritsche/Fahrgestell (KA_T, KB_T)	887
L200 (K7_T, K6_T)	888
L200 Pritsche/Fahrgestell (MQ)	888
L 300 III Bus (P0_W, P1_W, P2_W, P3_W)	889
L 300 III Kasten (P0_V, P1_V, P2_V)	889
L400 Bus (PD_W, PC_W, PA_V, PB_V, PA_W)	888
L400 Kasten (PD_W, PC_W, PB_V, PA_W, PA_V)	889
LANCER IV (C6_A, C7_A)	889
LANCER VI (CJ_, CP_)	890
LANCER VII (CS_A, CT_A)	890

**MITSUBISHI 880**

LANCER VIII (CY_A, CZ_A)	891
LANCER VIII Sportback (CX_A)	892
LANCER VII Kombi (CS_W, CT_W)	891
LANCER V Station Wagon (CB_W, CD_W)	889
MIRAGE / SPACE STAR VI Schrägheck (AO_A)	892
MIRAGE V Schrägheck (CJ_A)	892
MIRAGE V Stufenheck (CK_A)	893
OUTLANDER I (CU_W)	893
OUTLANDER II (CW_W)	893
OUTLANDER II Van (CW_W)	894
PAJERO CLASSIC (V2_W)	896
PAJERO II (V3_W, V2_W, V4_W)	894
PAJERO II (V3_W)	894
PAJERO II Canvas Top (V2_W, V4_W)	894
PAJERO III (V7_W, V6_W)	895
PAJERO III Canvas Top (V6_W, V7_W)	895
PAJERO IV (V8_W, V9_W)	895
PAJERO IV Van (V9_, V8_, V8_V)	896
PAJERO PININ I (H6_W, H7_W)	897
PAJERO SPORT II (KH_, KG_)	897
SANTAMO (UG)	897
SPACE RUNNER (N1_W, N2_W)	897
SPACE RUNNER (N6_W)	897
SPACE STAR Großraumlimousine (DG_A)	898
SPACE WAGON (N3_W, N4_W)	898
SPACE WAGON (N9_W, N8_W)	899

NISSAN 899

350Z Coupe (Z33)	899
350Z Roadster (Z33)	899
ALMERA (N17)	899
ALMERA Classic (B10)	902
ALMERA I (N15)	899
ALMERA I Hatchback (N15)	900
ALMERA II (N16)	901
ALMERA II Hatchback (N16)	901
ALMERA TINO (V10)	902
ALTIMA Coupe (CL32)	902
AVENIR (W11)	902
BLUEBIRD SYLPHY / SYLPHY III (B17)	902
CABSTAR (F23, H41, H42)	902
CABSTAR E (TL_, VL_)	903
CUBE (Z12)	903
ELGRAND (E50)	903
ELGRAND (E52)	903
GT-R (R35)	903
INTERSTAR Bus (X70)	903
INTERSTAR Kasten (X70)	904
INTERSTAR Pritsche/Fahrgestell (X70)	904
JUKE (F15)	904
JUKE Van (F15)	905
KUBISTAR Kasten (X76)	905
LEAF (ZE0)	906
LEAF (ZE1)	906
MAXIMA VII (A35)	906
MICRA C+C III (K12)	909
MICRA II (K11)	906
MICRA III (K12)	907
MICRA IV (K13K)	908
MICRA IV (K13KK)	908
MURANO I (Z50)	909
MURANO II (Z51)	909
MURANO III (Z52_)	910
MURANO III VAN (Z52_)	910
MURANO II VAN (Z51)	909
NAVARA (D22)	910
NAVARA Pritsche/Fahrgestell (D22)	910
NAVARA Pritsche/Fahrgestell (D23)	911
NOTE (E11, NE11)	911
NOTE (E12)	911
NOTE VAN (E11)	912
NP300 NAVARA (D40)	912
NP300 NAVARA Pick-up (D23)	912
NP300 NAVARA Pritsche/Fahrgestell (D40)	913
NP300 PICKUP (D22)	913
NV200 / EVALIA Bus	913
NV200 Kasten	913
NV350 Kasten (E26)	913

**NISSAN 899**

PATHFINDER II (R50)	913
PATHFINDER III (R51)	914
PATHFINDER III VAN (R51_)	914
PATHFINDER IV (R52)	914
PATROL GR IV (Y60, GR)	915
PICK UP (D21)	915
PICK UP (D22)	915
PIXO (UA0)	915
PRIMASTAR Bus (X83)	916
PRIMASTAR Kasten (X83)	916
PRIMASTAR Pritsche/Fahrgestell (X83)	916
PRIMERA (P11)	917
PRIMERA (P12)	917
PRIMERA Hatchback (P11)	917
PRIMERA Hatchback (P12)	918
PRIMERA Kombi (WP12)	918
PRIMERA Traveller (W10)	918
PRIMERA Traveller (WP11)	919
QASHQAI / QASHQAI +2 I (J10, NJ10, JJ10E)	919
QASHQAI / QASHQAI +2 I VAN (J10, JJ10E)	919
QASHQAI II SUV (J11, J11_)	920
QUEST (E52)	920
QUEST (V42)	920
ROGUE	920
SENTRA V (B15)	920
SENTRA VII (B17)	921
SERENA (C23)	921
SUNNY III Kasten/Kombi (Y10)	921
SUNNY III Traveller (Y10)	922
TERRANO II (R20)	922
TERRANO II Van (R20)	923
TIIDA Schrägheck (C12)	923
TRADE Bus	924
TRADE Kasten	924
TRADE Pritsche/Fahrgestell	924
URVAN Kasten (E24)	924
VANETTE CARGO Bus (HC 23)	924
VANETTE CARGO Kasten (HC 23)	925
VERSA II (N17_)	926
XTERRA (N50)	926
X-TRAIL I (T30)	926
X-TRAIL II (T31)	926
X-TRAIL VAN (T31)	927

OPEL 927

ADAM (M13)	927
AGILA (A) (H00)	928
AGILA (B) (H08)	928
ANTARA A (L07)	929
ARENA Bus (A97)	929
ARENA Combi (A97)	930
ARENA Kasten (A97)	930
ARENA Kasten (TB, TF)	931
ASTRA F (T92)	931
ASTRA F Cabriolet (T92)	933
ASTRA F Caravan (T92)	934
ASTRA F CC (T92)	935
ASTRA F CLASSIC Caravan (T92)	938
ASTRA F CLASSIC CC (T92)	938
ASTRA F CLASSIC Stufenheck (T92)	938
ASTRA F Kasten/Kombi (T92)	939
ASTRA G Cabriolet (T98)	940
ASTRA G Caravan (T98)	940
ASTRA G CC (T98)	942
ASTRA G CLASSIC (T98)	943
ASTRA G CLASSIC Caravan (F35)	944
ASTRA G CLASSIC Stufenheck (T98)	945
ASTRA G Coupe (T98)	946
ASTRA G Kasten/Kombi (F70)	946
ASTRA G Stufenheck (T98)	947
ASTRA H (A04)	949
ASTRA H Caravan (A04)	949
ASTRA H CLASSIC Kombi (A04)	950
ASTRA H CLASSIC Schrägheck (A04)	951
ASTRA H CLASSIC Stufenheck (A04)	951
ASTRA H GTC (A04)	951
ASTRA H Kasten/Kombi (L70)	952

**OPEL 927**

ASTRA H Stufenheck (A04)	953
ASTRA H TwinTop (A04)	953
ASTRA J (P10)	953
ASTRA J Caravan (P10)	953
ASTRA J GTC	954
ASTRA J Kasten/Kombi (P10)	954
ASTRA J Kasten/Schrägheck (P10)	954
ASTRA J Stufenheck	954
CALIBRA A (C89)	954
CAMPO (TF0, TF1)	955
COMBO Kasten/Großraumlimousine	955
COMBO Kasten/Großraumlimousine (71_)	955
COMBO Kasten/Großraumlimousine (X12)	956
COMBO Tour	957
COMBO Tour (X12)	958
CORSA B (S93)	958
CORSA B Kasten/Schrägheck (S93)	959
CORSA B Kombi (S93)	960
CORSA C (X01)	960
CORSA C Kasten/Schrägheck (X01)	962
CORSA D (S07)	963
CORSA D Kasten/Schrägheck (S07)	964
CORSA E (X15)	965
CORSA E Kasten/Schrägheck (X15)	966
CORSA F	966
CORSA F Kasten/Schrägheck	966
FRONTERA A (U92)	966
FRONTERA A Sport (U92)	967
INSIGNIA A (G09)	967
INSIGNIA A Country Tourer (G09)	967
INSIGNIA A Sports Tourer (G09)	967
INSIGNIA A Stufenheck (G09)	968
KARL (C16)	968
MERIVA A Großraumlimousine (X03)	968
MOKKA / MOKKA X (J13)	968
MOKKA X VAN (J13)	968
MOVANO B Bus (X62)	969
MOVANO B Kasten (X62)	969
MOVANO B Pritsche/Fahrgestell (X62)	969
MOVANO Bus (X70)	969
MOVANO Kasten (X70)	970
MOVANO Pritsche/Fahrgestell (X70)	971
OMEGA B (V94)	971
OMEGA B Caravan (V94)	972
ROCKS-E	973
SIGNUM CC (Z03)	973
TIGRA (S93)	973
TIGRA TwinTop (X04)	973
VECTRA B (J96)	974
VECTRA B Caravan (J96)	975
VECTRA B CC (J96)	976
VECTRA C (Z02)	978
VECTRA C Caravan (Z02)	978
VECTRA C CC (Z02)	979
VIVARO A Bus (X83)	979
VIVARO A Kasten (X83)	979
VIVARO A Pritsche/Fahrgestell (X83)	979
ZAFIRA / ZAFIRA FAMILY B (A05)	980
ZAFIRA A Großraumlimousine (T98)	980
ZAFIRA B Kasten/Großraumlimousine (A05)	981

PEUGEOT 981

1007 (KM_)	1041
106 II (1A_, 1C_)	981
106 Van II Kasten/Schrägheck (1S_)	984
107 (PM_, PN_)	986
108	986
2008 I (CU_)	1041
2008 I Van (CU_)	1041
205 II (20A/C)	986
205 Kasten/Schrägheck	989
206+ (2L_, 2M_)	996
206 CC (2D)	989
206 Schrägheck (2A/C)	989
206 Stufenheck	993
206 SW (2E/K)	994
206 Van	994
207 (WA_, WC_)	996
207 CC (WD_)	998

PEUGEOT 981

207 Kasten/Schrägheck (WA_, WC_)	998
207 Stufenheck	999
207 SW (WK_)	1000
207 SW Kasten/Kombi (WK_)	1001
208 I (CA_, CC_)	1001
208 II (UB_, UP_, UW_, UJ_)	1002
208 Kasten/Schrägheck (CR_)	1003
301	1003
306 (7B, N3, N5)	1004
306 Break (7E, N3, N5)	1010
306 Cabriolet (7D, N3, N5)	1011
306 Kasten/Kombi (N_, 7_)	1014
306 Kasten/Schrägheck	1016
306 Schrägheck (7A, 7C, N3, N5)	1019
307 (3A/C)	1028
307 Break (3E)	1028
307 CC (3B)	1028
307 Stufenheck	1029
307 SW (3H)	1029
307 SW Kasten/Kombi (3E_, 3H_)	1029
308 II (LB_, LP_, LW_, LH_, L3_)	1029
308 Kasten/Schrägheck (LB_)	1029
308 SW I (4E_, 4H_)	1029
308 SW II (LC_, LJ_, LR_, LX_, L4_)	1030
308 SW II Kasten/Kombi (LC_)	1030
308 SW I Kasten/Kombi (4E_)	1030
4007 (VU_, VV_)	1041
4007 Van (VU_, VV_)	1042
4008	1042
405 II (4B)	1030
405 II Break (4E)	1030
406 (8B)	1031
406 Break (8E/F)	1033
406 Coupe (8C)	1035
407 (6D_)	1035
407 Coupe (6C_)	1036
407 SW (6E_)	1036
407 SW Kasten/Kombi (6E_)	1036
605 (6B)	1036
607 (9D, 9U)	1036
806 (221)	1037
807 (EB_)	1039
807 Van (EB_)	1040
BIPPER (AA_)	1042
BIPPER TEPEE	1042
BOXER Bus	1043
BOXER Bus (230P)	1043
BOXER Bus (244, Z_)	1047
BOXER Kasten	1048
BOXER Kasten (230L)	1049
BOXER Kasten (244)	1053
BOXER Pritsche/Fahrgestell	1054
BOXER Pritsche/Fahrgestell (244)	1055
BOXER Pritsche/Fahrgestell (ZCT_)	1056
EXPERT (224_)	1059
EXPERT Kasten (222)	1060
EXPERT Kasten (VF3A_, VF3U_, VF3X_)	1061
EXPERT Pritsche/Fahrgestell	1061
EXPERT Pritsche/Fahrgestell (223)	1062
EXPERT TEPEE (VF3X_)	1062
ION	1062
PARTNER Großraumlimousine (5_, G_)	1063
PARTNER Kasten/Großraumlimousine	1065
PARTNER Kasten/Großraumlimousine (5_, G_)	1065
PARTNER ORIGIN Großraumlimousine (G_)	1067
PARTNER ORIGIN Kasten/Großraumlimousine (G_)	1068
PARTNER Pritsche/Fahrgestell	1068
PARTNER Pritsche/Fahrgestell (5_, G_)	1068
PARTNER TEPEE	1069

PIAGGIO 1069

PORTER Bus	1070
PORTER Kasten	1070
PORTER Pritsche/Fahrgestell	1070

PORSCHE 1071

718 BOXSTER (982)	1071
718 BOXSTER Spyder (982)	1071
718 CAYMAN (982)	1071
911 (991)	1071
911 (992)	1072
911 (996)	1072
911 (997)	1072
911 Cabriolet (991)	1072
911 Cabriolet (992)	1073
911 Cabriolet (996)	1073
911 Cabriolet (997)	1073
911 Speedster (991)	1073
911 Targa (991)	1074
911 Targa (992)	1074
911 Targa (996)	1074
911 Targa (997)	1074
918 Spyder	1074
BOXSTER (981)	1074
BOXSTER (986)	1074
BOXSTER (987)	1075
BOXSTER Spyder (981)	1075
BOXSTER Spyder (987)	1075
CAYENNE (92A)	1075
CAYENNE (9PA)	1075
CAYENNE (9YA)	1075
CAYENNE Coupe (9YB)	1076
CAYMAN (981)	1076
CAYMAN (987)	1076
PANAMERA (970)	1077
PANAMERA (971)	1077
PANAMERA Sport Turismo (971)	1077
TAYCAN (Y1A, Y1B)	1078
TAYCAN Cross Turismo (Y1B)	1078

PROTON 1078

PERSONA 300 (C9_M)	1078
PERSONA 400 (C9_S)	1078
PERSONA 400 Schrägheck (C9_C, C9_S)	1078
WIRA	1078
WIRA Hatchback (C9_L)	1078

RENAULT 1078

19 II (B/C53_)	1079
19 II Cabriolet (D53_, 853_)	1079
ALASKAN	1079
ARKANA I (LCM_)	1079
CAPTUR I (J5_, H5_)	1079
CLIO I (B/C57_, 5/357_)	1080
CLIO II (BB_, CB_)	1086
CLIO III (BR0/1, CR0/1)	1093
CLIO III Grandtour (KR0/1_)	1094
CLIO III Kasten/Schrägheck (SB_, SR_)	1095
CLIO II Kasten/Schrägheck (SB0/1/2_)	1091
CLIO I Kasten/Schrägheck (S57_)	1085
CLIO IV (BH_)	1096
CLIO IV Grandtour (KH_)	1097
CLIO IV Kasten/Schrägheck (BH_)	1098
DOKKER	1099
DUSTER (HM_)	1099
DUSTER (HS_)	1099
ESPACE III (JE0_)	1099
EXPRESS Kasten/Großraumlimousine	1100
EXPRESS Kasten/Kombi	1100
EXPRESS Pick-up	1100
FLUENCE (L3_)	1101
GRAND SCÉNIC II (JM0/1_)	1101
KANGOO / GRAND KANGOO II (KW0/1_)	1101
KANGOO (KC0/1_)	1102
KANGOO BE BOP (KW0/1_)	1106
KANGOO Express (FC0/1_)	1106
KANGOO Express (FW0/1_)	1108
KAPTUR (H5_)	1109
KOLEOS I (HY_)	1109
LAGUNA Coupe (DT0/1)	1115
LAGUNA I (B56_, 556_)	1110
LAGUNA I Grandtour (K56_)	1112
LAGUNA II (BG0/1_)	1114
LAGUNA II Grandtour (KG0/1_)	1114



**RENAULT 1078**

LAGUNA III (BT0/1)	1115
LAGUNA III Grandtour (KT0/1)	1115
LODGY (JS_)	1115
LOGAN/STEPWAY II (L8_)	1115
LOGAN EXPRESS (US_)	1117
LOGAN I (LS_)	1116
LOGAN II Kombi (K8_)	1117
LOGAN I Kombi (KS_)	1117
MASTER I Bus (T_)	1118
MASTER II Bus (JD)	1119
MASTER III Bus (JV)	1121
MASTER III Kasten (FV)	1121
MASTER III Pritsche/Fahrgestell (EV, HV, UV)	1121
MASTER II Kasten (FD)	1120
MASTER II Pritsche/Fahrgestell (ED/HD/UD)	1120
MASTER I Kasten (T_)	1118
MASTER I Pritsche/Fahrgestell (P_)	1119
MEGANE I (BA0/1_)	1121
MEGANE I Cabriolet (EA0/1_)	1125
MEGANE I Classic (LA0/1_)	1126
MEGANE I Coach (DA0/1_)	1130
MEGANE I Grandtour (KA0/1_)	1131
MEGANE I Hatchback Van (SA0/1_)	1132
MEGANE II (BM0/1_, CM0/1_)	1133
MEGANE II Hatchback Van (KM0/2_)	1134
MEGANE III Combi Van (KZ0/1)	1134
MEGANE III Coupe (DZ0/1_)	1134
MEGANE III Grandtour (KZ0/1)	1135
MEGANE III Hatchback Van (BZ_)	1135
MEGANE III Schrägheck (BZ0/1_, B3_)	1135
MEGANE II Kasten/Kombi (KM_)	1134
MEGANE II Kombi (KM0/1_)	1134
MEGANE II Stufenheck (LM0/1_)	1134
Megane I Kombi van (KA_)	1133
MEGANE Scenic (JA0/1_)	1135
MODUS / GRAND MODUS (F/JP0_)	1136
RAPID	1138
RAPID Kasten/Großraumlimousine (F40_, G40_)	1139
SAFRANE II (B54_)	1141
SANDERO/STEPWAY I (BS_)	1141
SANDERO/STEPWAY II (B8_)	1142
SCÉNIC I Großraumlimousine (JA0/1_, FA0_)	1143
SCÉNIC II (JM0/1_)	1144
THALIA I (LB_)	1144
THALIA II (LU_)	1146
THALIA III (L8_)	1147
TRAFIC Bus (TXW)	1149
TRAFIC II Bus (JL)	1147
TRAFIC II Kasten (FL)	1148
TRAFIC II Pritsche/Fahrgestell (EL)	1148
TRAFIC Kasten (TXX)	1150
TRAFIC Pritsche/Fahrgestell (PXX)	1151
TWINGO I (C06_)	1151
TWINGO II (CN0_)	1153
TWINGO III (BCM_, BCA_)	1154
TWINGO II Kasten/Schrägheck (CNO_)	1154
TWINGO I Kasten/Schrägheck (S06_)	1152
ZOE (BFM_)	1155
ZOE Kasten/Schrägheck (BFM_)	1155

ROVER 1155

100 / METRO Schrägheck (XP)	1157
100 Cabriolet (XP)	1157
200 Coupe (XW)	1157
200 II Cabriolet (XW)	1157
200 II Schrägheck (RF)	1157
25 I Schrägheck (RF)	1155
400 II (RT)	1157
400 II Schrägheck (RT)	1158
400 Tourer (XW)	1158
45 I Schrägheck (RT)	1156
45 I Stufenheck (RT)	1156
75 (RJ)	1156
75 I Tourer (RJ)	1156
COUPE	1158
MINI Schrägheck	1158

**SAAB 1158**

9000	1161
9000 Schrägheck	1162
900 II	1161
900 II Cabriolet	1161
900 II Coupe	1161
9-3 (YS3D)	1158
9-3 Cabriolet (YS3D)	1159
9-5 (YS3E)	1159
9-5 Kombi (YS3E)	1160

SEAT 1162

ALHAMBRA (7V8, 7V9)	1162
ALHAMBRA VAN (7V8, 7V9)	1162
ALTEA (5P1)	1162
ALTEA XL (5P5, 5P8)	1162
ARONA (KJ7)	1163
AROSA (6H1)	1163
CORDOBA (6K1, 6K2)	1164
CORDOBA (6L2)	1168
CORDOBA Vario (6K5)	1170
CORDOBA VARIO Kasten/Kombi (6K5)	1173
IBIZA II (6K1)	1173
IBIZA III (6L1)	1176
IBIZA IV (6J5, 6P1)	1177
IBIZA IV Kasten/Schrägheck (6J1)	1179
IBIZA IV SC (6J1, 6P5)	1179
IBIZA IV ST (6J8, 6P8)	1180
IBIZA V (KJ1, KJG)	1181
INCA (6K9)	1182
LEON (1M1)	1183
LEON (1P1)	1183
LEON (5F1)	1183
LEON Kasten/Schrägheck (5F1)	1183
LEON SC (5F5)	1184
LEON ST (5F8)	1184
LEON ST Kasten/Kombi (5F8)	1184
MARBELLA (28A)	1184
MARBELLA Kasten/Schrägheck (028A)	1185
Mii (KF1, KE1)	1185
TOLEDO I (1L2)	1185
TOLEDO II (1M2)	1187
TOLEDO III (5P2)	1187
TOLEDO IV (KG3)	1187

SKODA 1188

CITIGO (NF1)	1188
E-CITIGO (NE1)	1188
FABIA I (6Y2)	1188
FABIA I Combi (6Y5)	1190
FABIA II (542)	1194
FABIA II Combi (545)	1195
FABIA III (NJ3)	1196
FABIA III Kombi (NJ5)	1197
FABIA I Praktik (6Y5)	1191
FABIA I Stufenheck (6Y3)	1192
FABIA IV (PJ3)	1198
FAVORIT Pick-up (787)	1198
FELICIA Cube Van (6U5)	1201
FELICIA I (6U1)	1198
FELICIA II (6U1)	1200
FELICIA II Kombi (6U5)	1201
FELICIA I Kombi (6U5)	1199
FELICIA I Pick-up (6UF, 6U7)	1199
KAMIQ (NW4)	1202
OCTAVIA I (1U2)	1202
OCTAVIA I Combi (1U5)	1203
OCTAVIA II (1Z3)	1205
OCTAVIA II Combi (1Z5)	1205
OCTAVIA I Kasten/Kombi (1U5)	1205
RAPID (NA2)	1206
RAPID (NH3, NK3, NK6)	1206
RAPID Spaceback (NH1)	1207
ROOMSTER (5J7)	1208
ROOMSTER Praktik (5J)	1209
SCALA (NW1)	1210
SUPERB I (3U4)	1210
SUPERB II (3T4)	1210
YETI (5L)	1210

**SMART 1211**

CABRIO (450)	1211
CITY-COUPE (450)	1211
CROSSBLADE (450)	1212
FORFOUR (454)	1212
FORFOUR Schrägheck (453)	1212
FORTWO Cabrio (450)	1213
FORTWO Cabrio (451)	1213
FORTWO Cabriolet (453)	1214
FORTWO Coupe (450)	1214
FORTWO Coupe (451)	1215
FORTWO Coupe (453)	1216
ROADSTER (452)	1216
ROADSTER Coupe (452)	1216

SSANGYONG 1216

ACTYON SPORTS I (QJ)	1217
----------------------	------

SUBARU 1217

FORESTER (SF_)	1217
FORESTER (SG_)	1217
FORESTER (SH_)	1218
FORESTER (SJ_)	1218
IMPREZA Coupe (GFC)	1218
IMPREZA Schrägheck (GP_)	1219
IMPREZA Schrägheck (GR, GH, G3)	1219
IMPREZA Station Wagon (GF)	1219
IMPREZA Station Wagon (GG)	1220
IMPREZA Stufenheck (GC)	1220
IMPREZA Stufenheck (GD)	1221
IMPREZA Stufenheck (GE, GV)	1222
IMPREZA Stufenheck (GJ_)	1222
JUSTY II (JMA, MS)	1222
JUSTY III (G3X)	1223
JUSTY IV	1223
LEGACY II (BD)	1223
LEGACY II Kombi (BG)	1224
LEGACY IV (BL)	1224
LEGACY IV Kombi (BP)	1224
LEGACY OUTBACK (BG)	1225
LEGACY V (BM)	1225
LEGACY V Kombi (BR)	1225
OUTBACK (BL, BP)	1225
OUTBACK (BR)	1225
TREZIA	1226
XV (GP_)	1226
XV (GT)	1226

SUZUKI 1226

ALTO IV (EF)	1226
ALTO V (HA12, HA23)	1226
ALTO VI (FF)	1226
ALTO VII (GF)	1227
BALENO (EG)	1227
BALENO (FW, EW)	1227
BALENO Kombi (EG)	1227
BALENO Schrägheck (EG)	1228
CARRY Bus	1228
CARRY Kasten (FD)	1228
CARRY Pritsche/Fahrgestell (FD, DA5_T, DA6_T)	1229
CELERIO (LF)	1229
FORENZA Stufenheck	1229
GRAND VITARA I (FT, HT)	1229
GRAND VITARA I Geländewagen offen (GT)	1229
GRAND VITARA II (JT, TE, TD)	1229
IGNIS I (FH)	1230
IGNIS II (MH)	1230
IGNIS III (MF)	1231
JIMNY Geländewagen geschlossen (A6G)	1231
JIMNY Geländewagen geschlossen (SN)	1231
JIMNY Geländewagen offen (SN)	1231
LIANA (ER, RH_)	1232
LIANA Schrägheck	1232
SAMURAI Geländewagen geschlossen (SJ_)	1233
SPLASH (EX)	1233
SWIFT III (MZ, EZ)	1235

**SUZUKI****1226**

SWIFT II Schrägheck (EA, MA)	1233
SWIFT II Stufenheck (AH, AJ)	1235
SWIFT IV (FZ, NZ)	1236
SWIFT V (AZ)	1236
SX4 (EY, GY)	1236
SX4 Stufenheck (GY, RW)	1238
VITARA (ET, TA, TD)	1238
VITARA Cabrio (ET, TA)	1238
WAGON R+ Schrägheck (EM)	1239
WAGON R+ Schrägheck (MM)	1239
WAGON R Schrägheck	1238

TOYOTA**1240**

4 RUNNER III (_N18_)	1240
4 RUNNER IV (_N21_)	1240
4 RUNNER V (_N28_)	1241
ALLION I (_T24_)	1241
ALPHARD I (_H1_)	1241
ALTEZZA (_E1_)	1241
ALTEZZA GITA Kombi (_XE1_)	1241
AQUA (_NHP1_)	1241
AURION (_V4_)	1241
AURIS (_E15_)	1241
AURIS (_E18_)	1242
AURIS Kasten/Schrägheck (_E15_)	1242
AURIS Kombi (_E18_)	1242
AURIS VAN Kasten/Schrägheck (_E18_)	1243
AVALON Stufenheck (_X3_)	1243
AVENSIS (_T22_)	1243
AVENSIS (_T25_)	1244
AVENSIS Kombi (_T22_)	1244
AVENSIS Kombi (_T25_)	1245
AVENSIS Liftback (_T22_)	1246
AVENSIS Stufenheck (_T25_)	1247
AVENSIS VERSO (_M2_)	1247
AYGO (_B1_)	1248
AYGO (_B4_)	1248
AYGO Kasten/Schrägheck (_B1_)	1248
bB I (NCP3_)	1249
bB II (QNC2_)	1249
CALDINA Kombi (_T21_)	1249
CALDINA Kombi (_T24_)	1249
CAMI Geländewagen geschlossen (J1_)	1249
CAMRY (_V2_)	1250
CAMRY Stufenheck (_V3_)	1250
CAMRY Stufenheck (_V4_)	1250
CAMRY Stufenheck (_V5_)	1250
CARINA E VI (_T19_)	1250
CARINA E VI Sportswagon (_T19_)	1251
CARINA E VI Stufenheck (_T19_)	1252
CELICA Cabriolet (_T20_)	1252
CELICA Coupe (_T20_)	1252
CELICA Coupe (_T23_)	1253
COROLLA (_E10_)	1253
COROLLA (_E11_)	1253
COROLLA (_E12_)	1255
COROLLA Compact (_E10_)	1257
COROLLA Compact (_E11_)	1257
COROLLA Kasten/Kombi (_E11_)	1259
COROLLA Kombi (_E10_)	1259
COROLLA Kombi (_E11_)	1259
COROLLA Kombi (_E12_)	1260
COROLLA LEVIN Coupe (_E10_)	1263
COROLLA Liftback (_E10_)	1263
COROLLA Liftback (_E11_)	1263
COROLLA Stufenheck (_E12_)	1265
COROLLA Stufenheck (_E15_)	1267
COROLLA Verso (_E12_)	1267
COROLLA Verso (ZER_, ZZE12_, R1_)	1268
DYNA 100 Pritsche/Fahrgestell (LY1_, YY1_)	1268
ECHO Stufenheck (_P1_)	1268
FJ CRUISER (GSJ1_)	1268
FORTUNER (_N15_, _N16_)	1269
FORTUNER (_N5_, _N6_)	1269
GAIA (_M1_)	1270
HARRIER (_U1_)	1270
HARRIER (_U3_)	1270

**TOYOTA****1240**

HIACE / COMMUTER V Bus (TRH2_, KDH2_, LH2_, GDH2_)	1270
HIACE IV Bus (_H1_, _H2_)	1270
HIACE IV Bus (_H1_)	1271
HIACE IV Kasten (_H1_, _H2_)	1271
HIACE IV Kasten (_H1_)	1271
HIACE V Kasten (TRH2_, KDH2_, LH2_, GDH2_)	1272
HIGHLANDER / KLUGER (_U2_)	1272
HILUX II SUV (LN_, KZN1_, VZN1_, RN1_)	1272
HILUX Pritsche/Fahrgestell (_N1_, _N2_)	1275
HILUX Pritsche/Fahrgestell (LN_, _N1_)	1275
HILUX VIII Pick-up (_N1_)	1274
HILUX VIII Pritsche/Fahrgestell (_N1_)	1274
HILUX VII Pick-up (_N1_, _N2_, _N3_)	1273
HILUX VI Pick-up (_N1_)	1272
HILUX V Pick-up (_N_, KZN1_, VZN1_)	1272
INNOVA / KIJANG INNOVA I (_N4_)	1275
IQ (_J1_)	1275
ISIS (_M1_)	1275
IST (NCP6_)	1275
LAND CRUISER (_J7_)	1276
LAND CRUISER 100 (_J1_)	1276
LAND CRUISER 200 (_J2_)	1276
LAND CRUISER 90 (_J9_)	1276
LAND CRUISER Pick-up (_J7_)	1276
LAND CRUISER PRADO (_J12_)	1276
LAND CRUISER PRADO (_J15_)	1277
LAND CRUISER VAN (_J15_)	1277
MARK II IX Stufenheck (_X11_)	1277
MARK X ZIO I (_A1_)	1278
MATRIX (_E13_)	1278
NADIA (SXN1_)	1278
NOAH/VOXY (_R6_)	1278
NOAH/VOXY (_R7_)	1278
OPA (ZCT1_, ACT1_)	1278
PASEO Cabriolet (_L5_)	1278
PASEO Coupe (_L5_)	1279
PICNIC (_XM1_)	1279
PLATZ (NCP1_, SCP1_)	1279
PORTE I (_NNP1_)	1279
PREMIO (_T24_)	1279
PREVIA I (_R1_, _R2_)	1279
PREVIA II (_R3_)	1279
PRIUS C (NHP10_)	1280
PRIUS Liftback (_W2_)	1280
PRIUS PLUS (_W4_)	1280
PRIUS PLUS VAN (_W4_)	1280
PRIUS Stufenheck (_W1_)	1280
PROACE Kasten (MDX_)	1280
RAUM Großraumlimousine (EXZ1_)	1280
RAUM Großraumlimousine (NCZ2_)	1281
RAV 4 I (_A1_)	1281
RAV 4 I Cabrio (_A1_)	1281
RAV 4 II (_A2_)	1281
RAV 4 III (_A3_)	1282
RAV 4 IV (_A4_)	1283
RAV 4 IV VAN (_A4_)	1283
SEQUOIA (_K3_, _K4_)	1284
SOLARA Cabriolet (_V3_)	1284
SOLARA Coupe (_V2_)	1284
SOLARA Coupe (_V3_)	1284
SPRINTER Stufenheck (_E1_)	1284
STARLET (_P9_)	1284
SUPRA (_A8_)	1284
TOWN ACE Bus (_R4_, _R5_)	1284
TOWN ACE Kasten	1284
TUNDRA Pick-up (_K3_, _K4_)	1284
URBAN CRUISER (_P1_)	1285
VENZA (_V1_)	1285
VEROSSA (_X11_)	1285
VERSO (_R2_)	1285
VERSO S (_P12_)	1285
VERSO VAN (_R2_)	1285
VIOS / SOLLUNA VIOS (_P4_)	1286
VISTA Stufenheck (_V5_)	1286
WILL CYPHA I (NCP7_)	1286
YARIS / VIOS Stufenheck (_P15_)	1286
YARIS / VIOS Stufenheck (_P9_)	1286
YARIS (_P1_)	1286
YARIS (_P13_)	1290

**TOYOTA****1240**

YARIS (_P15_)	1290
YARIS (_P21_, _PA1_, _PH1_)	1291
YARIS (_P9_)	1289
YARIS Kasten/Schrägheck (_P13_)	1291
YARIS VERSO (_P2_)	1291
YARIS VERSO VAN (_P2_)	1292

VAUXHALL**1293**

ADAM (M13)	1293
AGILA Mk I (A) (H00)	1294
AGILA Mk II (B) (H08)	1295
ANTARA A (L07)	1295
ARENA Combi (A97)	1295
ARENA Van (A97)	1296
ASTRA Mk III (F) Cabriolet (T92)	1296
ASTRA Mk III (F) CC (T92)	1297
ASTRA Mk III (F) Kombi (T92)	1299
ASTRA Mk III (F) Stufenheck (T92)	1301
ASTRA Mk IV (G) Cabriolet (T98)	1302
ASTRA Mk IV (G) CC (T98)	1302
ASTRA Mk IV (G) Coupe (T98)	1304
ASTRA Mk IV (G) Kombi (T98)	1305
ASTRA Mk IV (G) Stufenheck (T98)	1306
ASTRA Mk V (H) (A04)	1308
ASTRA Mk V (H) Kombi (A04)	1309
ASTRA Mk V (H) Sport Hatch (A04)	1309
ASTRA Mk V (H) TwinTop (A04)	1310
ASTRA Mk VI (J) (P10)	1310
ASTRA Mk VI (J) GTC (P10)	1310
ASTRA Mk VI (J) Kombi (P10)	1310
ASTRA Mk VI (J) Stufenheck (P10)	1311
ASTRAVAN Mk IV (G) Kasten/Kombi (T98)	1311
ASTRAVAN Mk V (H) Kasten/Kombi (A04)	1312
BRAVA Pick-up (TF0, TF1)	1312
CALIBRA (C89)	1312
COMBO Mk I (B) (S93)	1313
COMBO Mk II (C) Kasten/Großraumlimousine (F25)	1313
COMBO Mk III (D) Kasten/Großraumlimousine (X12)	1314
COMBO TOUR Mk II (C) (F25)	1315
CORSA Mk I (B) (S93)	1316
CORSA Mk II (C) (X01)	1317
CORSA Mk III (D) (S07)	1319
CORSA Mk IV (E) (X15)	1320
CORSA Mk V (F)	1321
CORSAVAN Mk I (B) Kasten/Schrägheck (S93)	1321
CORSAVAN Mk II (C) Kasten/Schrägheck (X01)	1321
CORSAVAN Mk III (D) Kasten/Schrägheck (S07)	1322
CORSAVAN Mk IV (E) Kasten/Schrägheck (X15)	1323
FRONTERA Mk I (A) (U92)	1324
FRONTERA Mk I (A) Sport (U92)	1324
INSIGNIA Mk I (A) Country Tourer (G09)	1324
INSIGNIA Mk I (A) Schrägheck (G09)	1324
INSIGNIA Mk I (A) Sports Tourer (G09)	1325
INSIGNIA Mk I (A) Stufenheck (G09)	1325
MERIVA A (X03)	1325
MOKKA / MOKKA X (J13)	1325
MOVANO Mk I (A) Chassis/Cab (X70)	1326
MOVANO Mk I (A) Combi (X70)	1326
MOVANO Mk I (A) Van (X70)	1327
MOVANO Mk II (B) Chassis/Cab (X62)	1327
MOVANO Mk II (B) Combi (X62)	1328
MOVANO Mk II (B) VAN (X62)	1328
OMEGA (B) Kombi (V94)	1329
OMEGA (B) Stufenheck (V94)	1329
SIGNUM (Z03)	1330
TIGRA Mk I (S93)	1330
TIGRA TwinTop (X04)	1330
VECTRA (B) CC (J96)	1331
VECTRA (B) Kombi (J96)	1333
VECTRA (B) Stufenheck (J96)	1333
VECTRA Mk II (C) (Z02)	1335
VECTRA Mk II (C) CC (Z02)	1336
VECTRA Mk II (C) Kombi (Z02)	1336
VIVA (C16)	1336



**VAUXHALL****1293**

VIVARO A Bus (X83)	1336
VIVARO A Kasten (X83)	1336
VIVARO A Pritsche/Fahrgestell (X83)	1337
ZAFIRA A (T98)	1337
ZAFIRA Mk II (B) (A05)	1340

VOLVO**1340**

850 (854)	1340
850 Kombi (855)	1340
940 II (944)	1340
940 II Kombi (945)	1341
C70 I Cabriolet (873)	1341
C70 I Coupe (872)	1341
S40 I (644)	1341
S60 I (384)	1342
S70 (874)	1343
S80 I (184)	1344
S80 II (124)	1344
S90 I (964)	1346
V40 Kombi (645)	1346
V70 I (875, 876)	1346
V70 II (285)	1347
V90 I Kombi (965)	1348
XC70 CROSS COUNTRY I (295)	1348
XC90 I (275)	1348
XC90 I VAN (275)	1349

VW**1349**

AMAROK (2HA, 2HB, S1B, S6B, S7A, S7B)	1349
AMAROK Pritsche/Fahrgestell (S1B, S6B, S7B)	1350
BEETLE (5C1, 5C2)	1350
BEETLE Cabriolet (5C7, 5C8)	1350
BORA (9M2)	1351
BORA I (1J2)	1351
BORA Variant (1J6)	1351
CADDY II Großraumlimousine (9K9B)	1352
CADDY III Großraumlimousine (2KB, 2KJ, 2CB, 2CJ)	1353
CADDY III Kasten/Großraumlimousine (2KA, 2KH, 2CA, 2CH)	1354
CADDY II Kasten/Großraumlimousine (9K9A)	1352
CADDY II Pick-up (9U7)	1353
CADDY Kasten/Großraumlimousine (6K9, 9E7, 9E9)	1354
CRAFTER 30-35 Bus (2E_)	1354
CRAFTER 30-50 Kasten (2E_)	1354
CRAFTER 30-50 Pritsche/Fahrgestell (2F_)	1355
EOS (1F7, 1F8)	1355
FOX Schrägheck (5Z1, 5Z3, 5Z4)	1355
FOX Van (5Z1)	1356
GOLF III (1H1)	1356
GOLF III Cabriolet (1E7)	1358
GOLF III Van (1H1)	1360
GOLF III Variant (1H5)	1360
GOLF IV (1J1)	1361
GOLF IV (9B3)	1361
GOLF IV Cabriolet (1E7)	1361
GOLF IV Van (1J1)	1362
GOLF IV Variant (1J5)	1362
GOLF Kasten/Schrägheck (1K1)	1364
GOLF PLUS V (5M1, 521)	1364
GOLF PLUS Van (521)	1364
GOLF V (1K1)	1362
GOLF VAN IV Variant (1J5)	1364
GOLF VAN VI Variant (AJ5)	1364
GOLF VI (5K1)	1363
GOLF VI Cabriolet (517)	1363
GOLF VI Van (5K1_)	1363
GOLF VI Variant (AJ5)	1364
GOLF V Variant (1K5)	1363
JETTA III (1K2)	1365
KAEFER	1365
LOAD UP (121, 122, BL1, BL2)	1365
LT 28-35 II Bus (2DB, 2DE, 2DK)	1365
LT 28-46 II Kasten (2DA, 2DD, 2DH)	1367
LT 28-46 II Pritsche/Fahrgestell (2DC, 2DF, 2DG, 2DL, 2DM)	1368

**VW****1349**

LUPO I (6X1, 6E1)	1369
MULTIVAN V (7HM, 7HN, 7HF, 7EF, 7EM, 7EN)	1370
MULTIVAN VI (SGF, SGM, SGN, SHM, SHN)	1370
NEW BEETLE (9C1, 1C1)	1370
NEW BEETLE Cabriolet (1Y7)	1371
PASSAT B3/B4 Variant (3A5, 35I)	1371
PASSAT B5.5 (3B3)	1372
PASSAT B5.5 Variant (3B6)	1373
PASSAT B5 (3B2)	1373
PASSAT B5 Variant (3B5)	1373
POLO (6N2)	1373
POLO (9N_, 9A_)	1375
POLO CityVan (6R)	1386
POLO III (6N1)	1377
POLO III CLASSIC (6V2)	1379
POLO IV Stufenheck (9A4, 9A2, 9N2, 9A6)	1381
POLO IV Stufenheck (9N4)	1383
POLO V (6R1, 6C1)	1383
POLO Van Kasten/Kombi (6V5)	1387
POLO Van Kasten/Schrägheck (6N1)	1388
POLO Variant (6V5)	1389
POLO VI (AW1, BZ1, AE1)	1386
POLO VIVO Schrägheck (6S1, 6S3)	1390
POLO V Stufenheck (602, 604, 612, 614)	1385
SCIROCCO III (137, 138)	1390
SCIROCCO Van (137)	1390
SHARAN (7M8, 7M9, 7M6)	1390
SHARAN VAN (7M_)	1391
TAIGO (CS1)	1391
TARO	1391
T-CROSS (C11)	1391
TOUAREG (7LA, 7L6, 7L7)	1391
TOUAREG (7P5, 7P6)	1393
TOUAREG VAN (7P5)	1393
TOURAN (1T1, 1T2)	1393
TOURAN (1T3)	1394
TOURAN VAN (1T1, 1T2)	1394
TOURAN VAN (1T3)	1394
TRANSPORTER / CARAVELLE VI Bus (SGB, SGJ, SHB, SHJ)	1394
TRANSPORTER IV Bus (70B, 70C, 7DB, 7DK, 70J, 70K, 7DC, 7DJ)	1394
TRANSPORTER IV Kasten (70A, 70H, 7DA, 7DH)	1395
TRANSPORTER IV Pritsche/Fahrgestell (70E, 70L, 70M, 7DE, 7DL)	1397
TRANSPORTER V Bus (7HB, 7HJ, 7EB, 7EJ)	1398
TRANSPORTER VI Kasten (SGA, SGH, SHA, SHH)	1400
TRANSPORTER VI Pritsche/Fahrgestell (SFD, SFE, SFL, SFZ, SJD)	1400
TRANSPORTER V Kasten (7HA, 7HH, 7EA, 7EH)	1398
TRANSPORTER V Pritsche/Fahrgestell (7JD, 7JE, 7JL, 7JY, 7JZ)	1399
UP! (121, 122, BL1, BL2, BL3, 123)	1400
VENTO (1H2)	1401



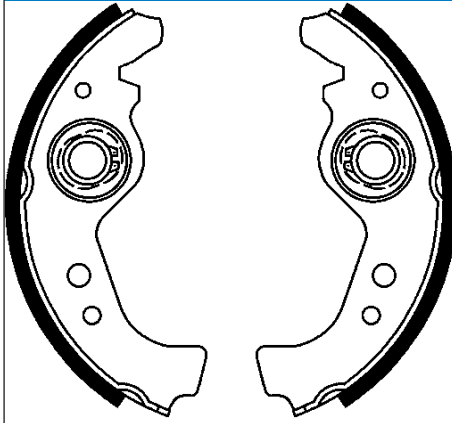
- DE** Produktdetails
- EN** Product details
- ES** Descripción del producto
- FR** Présentation du produit
- IT** Panoramica prodotti

2022



03.0137-0015.2

650015



Bremsbackensatz

+ AUT

Fiat

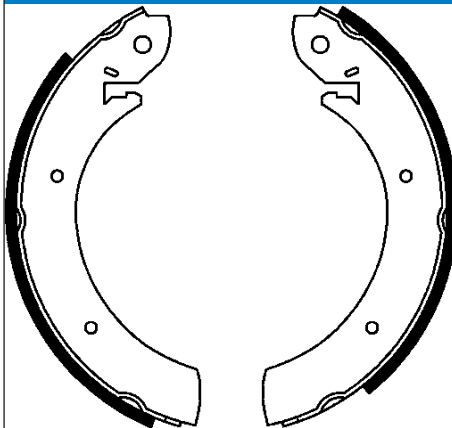
Ø 185

Artikelnummer des empfohlenen Zubehörs: 03.0137-9021.2 / 03.0137-9700.2

x 31

03.0137-0036.2

650036



Bremsbackensatz

TRW

Ø 254

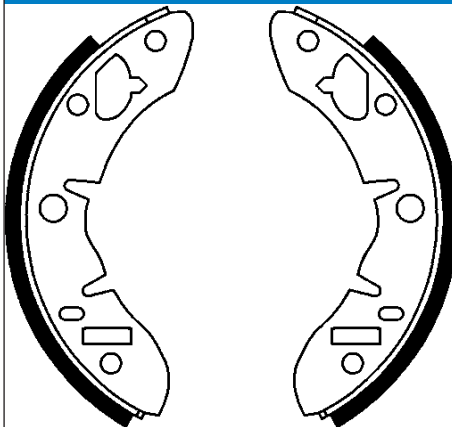
Artikelnummer des empfohlenen Zubehörs: 03.0137-9013.2

x 57

HYUNDAI, RENAULT

03.0137-0080.2

650080



Bremsbackensatz

AP

Ø 178

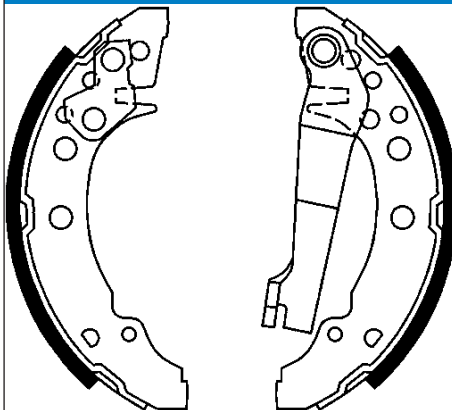
Artikelnummer des empfohlenen Zubehörs: 03.0137-9200.2 / 03.0137-9205.2

x 32

ROVER

03.0137-0126.2

650126



Bremsbackensatz

Ø 180

+ HEB

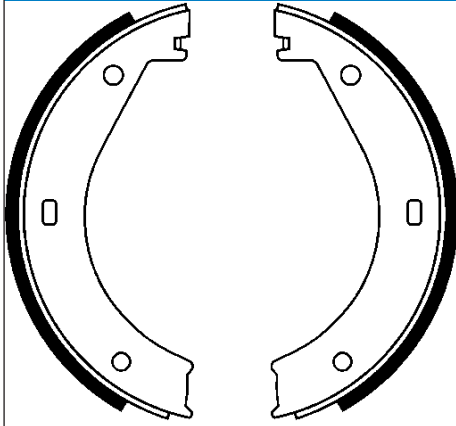
Artikelnummer des empfohlenen Zubehörs: 03.0137-9008.2

x 31

SEAT, VW

03.0137-0150.2

650150



Bremsbackensatz, Feststellbremse

Ø 180

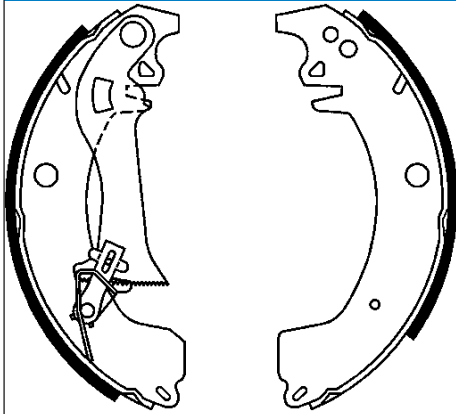
Artikelnummer des empfohlenen Zubehörs: 03.0137-9062.2

x 25

BMW

03.0137-0153.2

650153



Bremsbackensatz

+ AUT

BDX

Ø 255

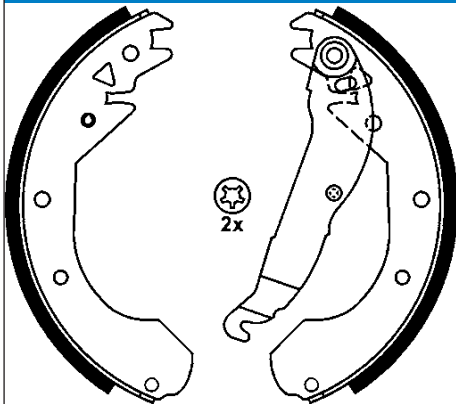
Artikelnummer des empfohlenen Zubehörs: 03.0137-9211.2

x 46

OPEL, RENAULT, VAUXHALL

03.0137-0167.2

650167



Bremsbackensatz

TRW

Ø 230

+ HEB

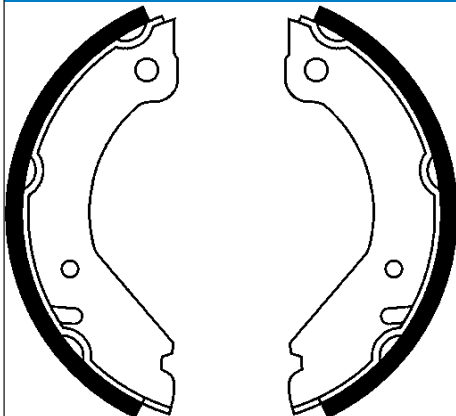
Artikelnummer des empfohlenen Zubehörs: 03.0137-9053.2

x 51

OPEL, VAUXHALL

03.0137-0169.2

650169



Bremsbackensatz, Feststellbremse

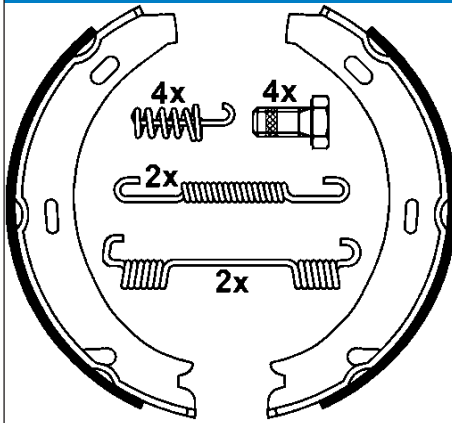
Ø 160

Artikelnummer des empfohlenen Zubehörs: 03.0137-9065.2

x 25

VOLVO

03.0137-0170.2 650170



Bremsbackensatz, Feststellbremse

Ø 164

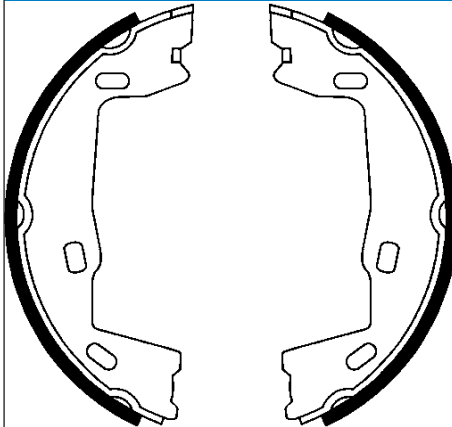
+ Zub

Artikelnummer des empfohlenen Zubehörs: 03.0137-9703.2 / 03.0137-9704.2

x 20

MERCEDES-BENZ

03.0137-0172.2 650172



Bremsbackensatz, Feststellbremse

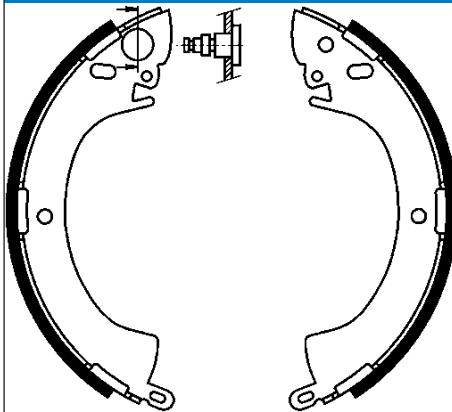
Ø 160

Artikelnummer des empfohlenen Zubehörs: 03.0137-9092.2 / 03.0137-9242.2 / 03.0137-9243.2

x 25

CHEVROLET, OPEL, SAAB, VAUXHALL

03.0137-0188.2 650188



Bremsbackensatz

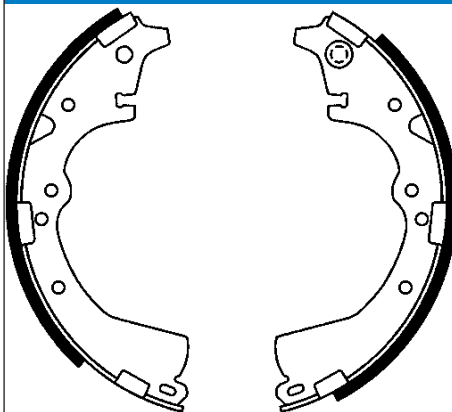
Ø 254

Artikelnummer des empfohlenen Zubehörs: 03.0137-9105.2

x 50

MITSUBISHI

03.0137-0193.2 650193



Bremsbackensatz

Ø 254

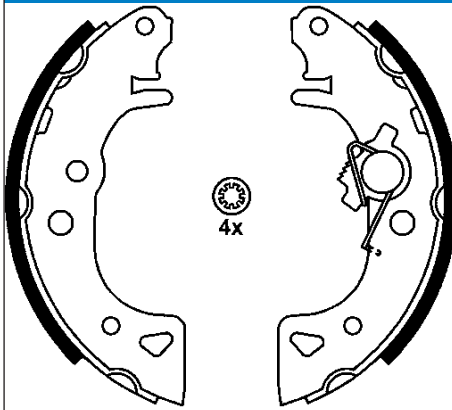
Artikelnummer des empfohlenen Zubehörs: 03.0137-9115.2

x 52

TOYOTA

03.0137-0195.2

650195



Bremsbackensatz

+ AUT

Ø 164

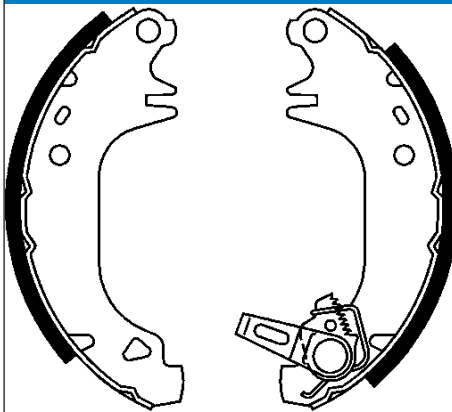
Artikelnummer des empfohlenen Zubehörs: 03.0137-9079.2

x 32

CITROËN, PEUGEOT

03.0137-0196.2

650196



Bremsbackensatz

+ AUT

BDX

Ø 180

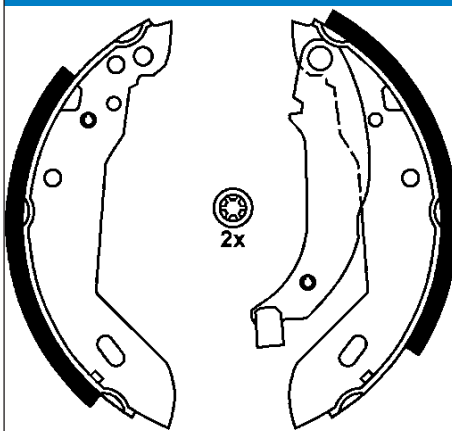
Artikelnummer des empfohlenen Zubehörs: 03.0137-9055.2

x 32

CITROËN, PEUGEOT

03.0137-0197.2

650197



Bremsbackensatz

TRW

Ø 180

+ HEB

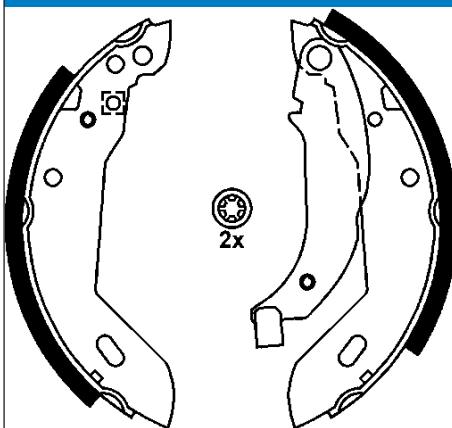
Artikelnummer des empfohlenen Zubehörs: 03.0137-9175.2

x 32

CITROËN, PEUGEOT

03.0137-0201.2

650201



Bremsbackensatz

TRW

Ø 180

+ HEB

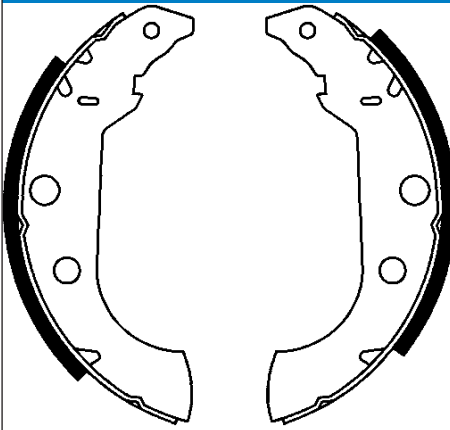
Artikelnummer des empfohlenen Zubehörs: 03.0137-9056.2

x 41

PEUGEOT, RENAULT

03.0137-0202.2

650202



Bremsbackensatz

BDX

Ø 229

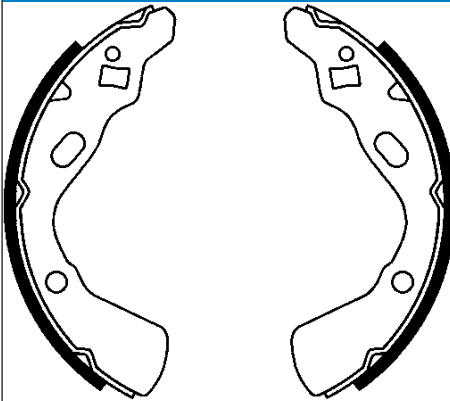
Artikelnummer des empfohlenen Zubehörs: 03.0137-9089.2

x 42

PEUGEOT

03.0137-0204.2

650204



Bremsbackensatz

Ø 170

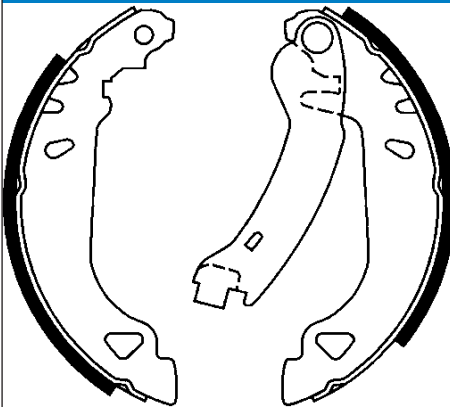
Artikelnummer des empfohlenen Zubehörs: 03.0137-9113.2

x 25

KIA

03.0137-0207.2

650207



Bremsbackensatz

BDX

Ø 180

+ HEB

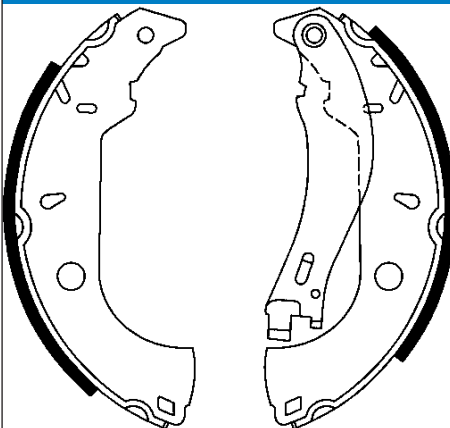
Artikelnummer des empfohlenen Zubehörs: 03.0137-9088.2

x 32

FIAT, LANCIA

03.0137-0208.2

650208



Bremsbackensatz

Ø 228

+ HEB

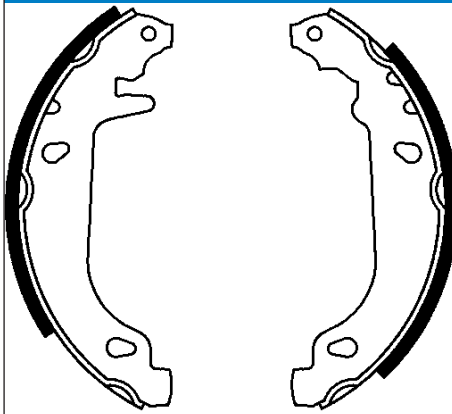
Artikelnummer des empfohlenen Zubehörs: 03.0137-9081.2

x 42

ALFA ROMEO, FIAT

03.0137-0209.2

650209



Bremsbackensatz

BDX

Ø 180

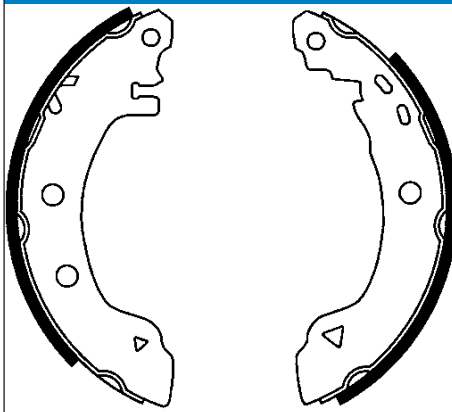
Artikelnummer des empfohlenen Zubehörs: 03.0137-9086.2

x 42

RENAULT

03.0137-0211.2

650211



Bremsbackensatz

BDX

Ø 203

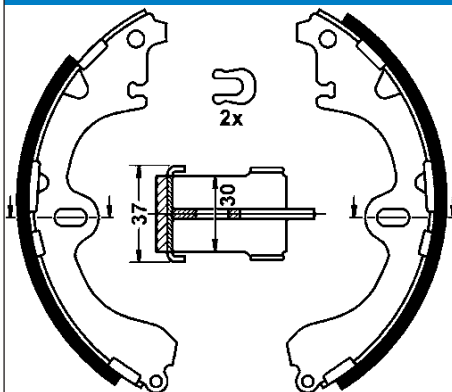
Artikelnummer des empfohlenen Zubehörs: 03.0137-9125.2

x 39

RENAULT

03.0137-0221.2

650221



Bremsbackensatz

Ø 200

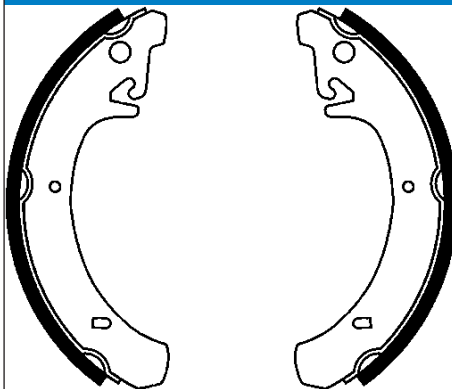
Artikelnummer des empfohlenen Zubehörs: 03.0137-9114.2

x 37

TOYOTA

03.0137-0231.2

650231



Bremsbackensatz

Ø 200

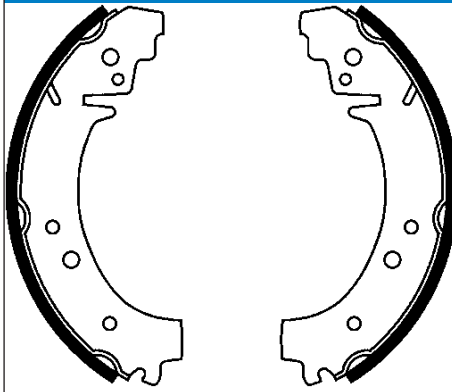
Artikelnummer des empfohlenen Zubehörs: 03.0137-9118.2

x 41

LADA

03.0137-0232.2

650232



Bremsbackensatz

Ø 250

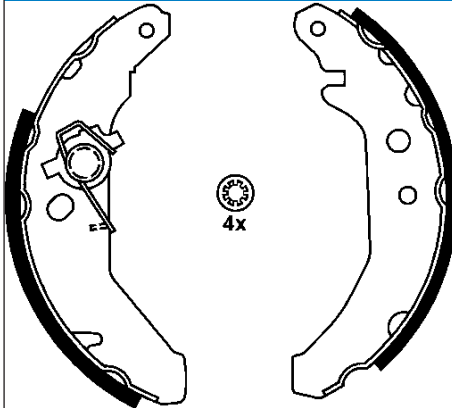
Artikelnummer des empfohlenen Zubehörs: 03.0137-9117.2

x 51

LADA

03.0137-0235.2

650235



Bremsbackensatz

+ AUT

Ø 180

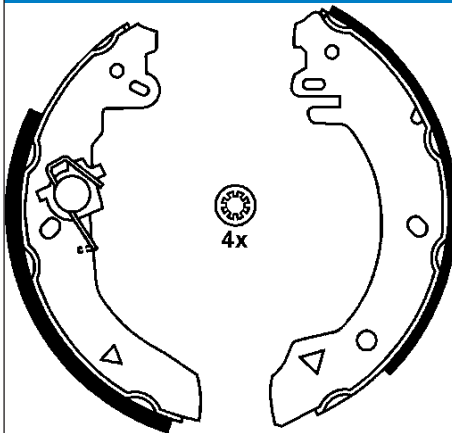
Artikelnummer des empfohlenen Zubehörs: 03.0137-9121.2

x 32

FORD

03.0137-0236.2

650236



Bremsbackensatz

+ AUT

Ø 203

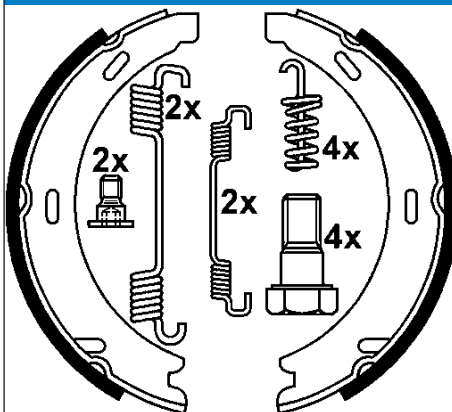
Artikelnummer des empfohlenen Zubehörs: 03.0137-9120.2

x 39

FORD

03.0137-0244.2

650244



Bremsbackensatz, Feststellbremse

Ø 164

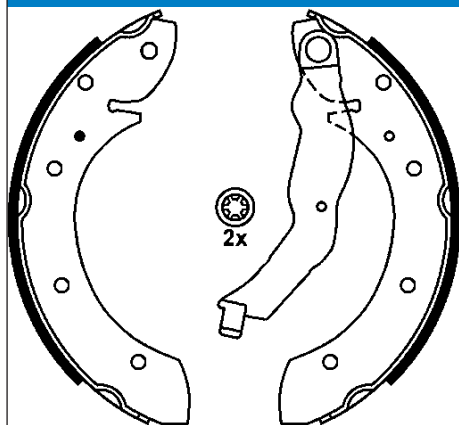
+ Zub

Artikelnummer des empfohlenen Zubehörs: 03.0137-9703.2 / 03.0137-9704.2

x 25

MERCEDES-BENZ

03.0137-0247.2 650247



Bremsbackensatz

Ø 229

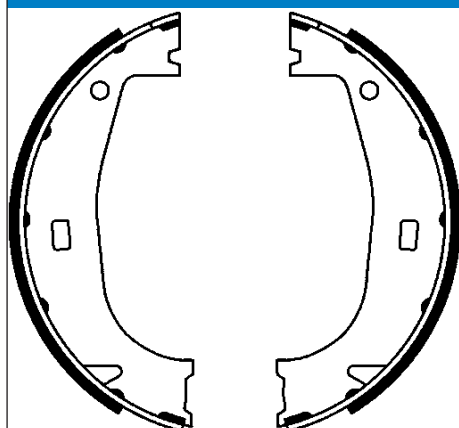
+ HEB

Artikelnummer des empfohlenen Zubehörs: 03.0137-9147.2

x 42

BMW

03.0137-0248.2 650248



Bremsbackensatz, Feststellbremse

Ø 161

Artikelnummer des empfohlenen Zubehörs: 03.0137-9148.2

x 25

BMW

03.0137-0253.2 650253



Bremsbackensatz

Ø 228

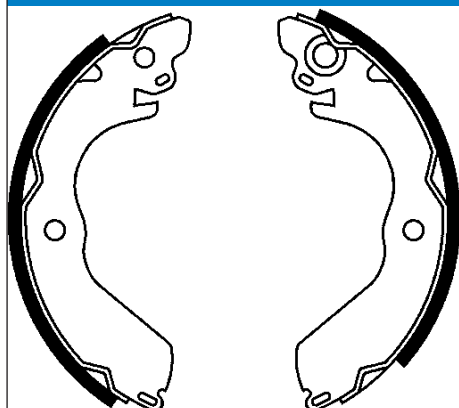
+ HEB

Artikelnummer des empfohlenen Zubehörs: 03.0137-9153.2

x 45

FORD

03.0137-0255.2 650255



Bremsbackensatz

Ø 180

Artikelnummer des empfohlenen Zubehörs: 03.0137-9155.2

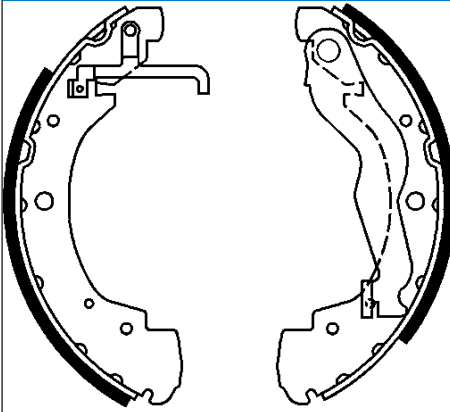
x 37

MITSUBISHI



03.0137-0256.2

650256



Bremsbackensatz

Ø 268

+ HEB

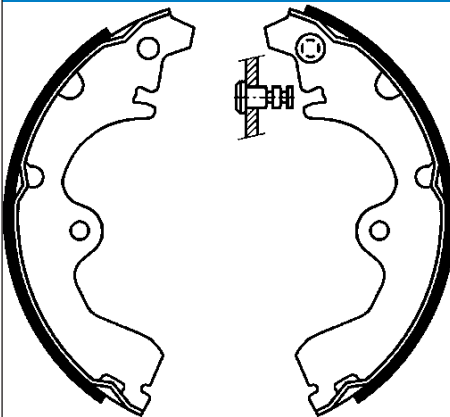
Artikelnummer des empfohlenen Zubehörs: 03.0137-9156.2

x 56

VW

03.0137-0257.2

650257



Bremsbackensatz

Ø 180

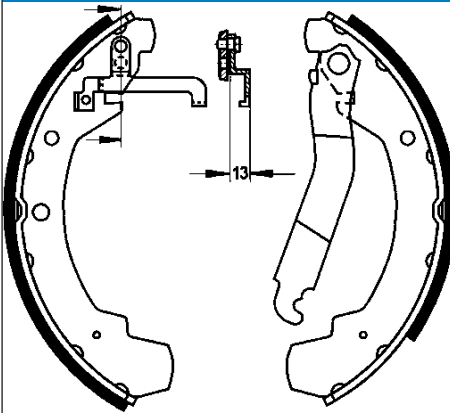
Artikelnummer des empfohlenen Zubehörs: 03.0137-9114.2

x 28

TOYOTA

03.0137-0259.2

650259



Bremsbackensatz

Ø 252

+ HEB

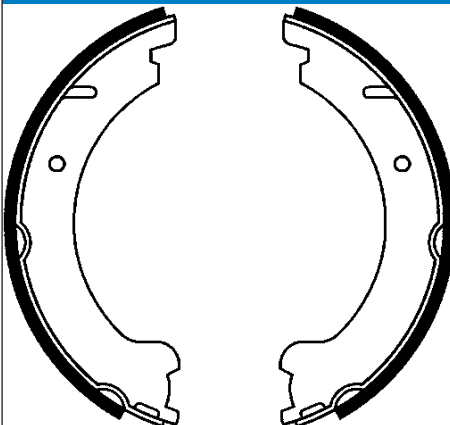
Artikelnummer des empfohlenen Zubehörs: 03.0137-9159.2

x 56

VW

03.0137-0260.2

650260



Bremsbackensatz, Feststellbremse

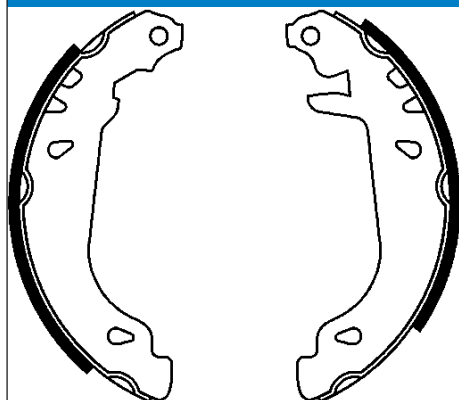
Ø 178

Artikelnummer des empfohlenen Zubehörs: 03.0137-9176.2

x 25

VOLVO

03.0137-0261.2 650261



Bremsbackensatz

BDX

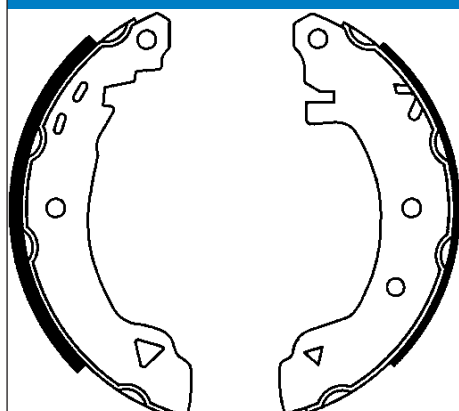
Ø 180

Artikelnummer des empfohlenen Zubehörs: 03.0137-9086.2

x 32

CITROËN, PEUGEOT

03.0137-0262.2 650262



Bremsbackensatz

BDX

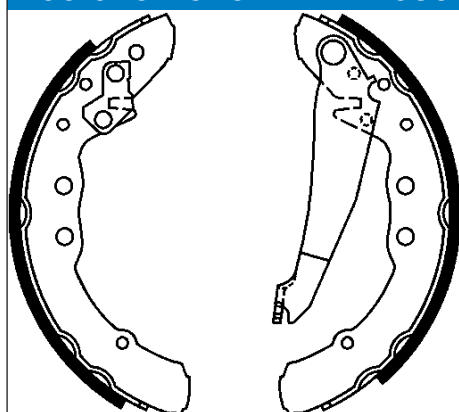
Ø 203

Artikelnummer des empfohlenen Zubehörs: 03.0137-9125.2

x 39

ALFA ROMEO, FIAT

03.0137-0264.2 650264



Bremsbackensatz

Ø 230

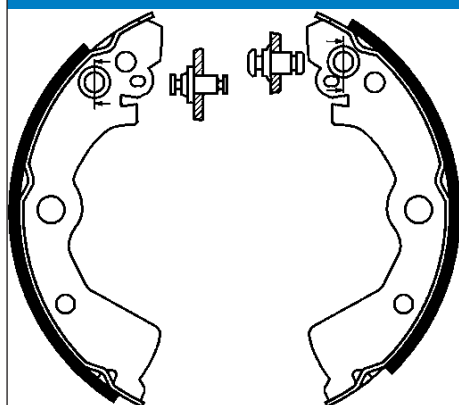
+ HEB

Artikelnummer des empfohlenen Zubehörs: 03.0137-9044.2 / 03.0137-9149.2 / 03.0137-9164.2

x 40

SEAT, VW

03.0137-0265.2 650265



Bremsbackensatz

Ø 180

Artikelnummer des empfohlenen Zubehörs: 03.0137-9165.2

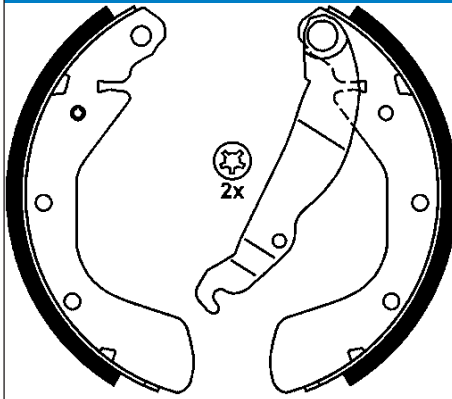
x 31

NISSAN



03.0137-0266.2

650266



Bremsbackensatz

Ø 200

+ HEB

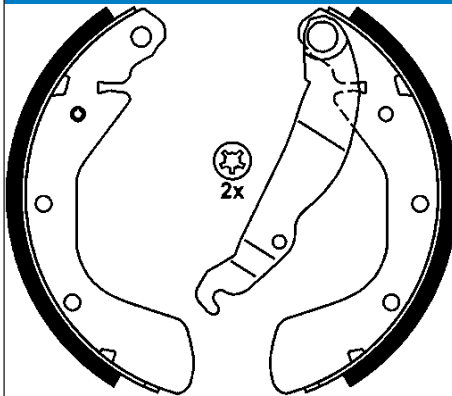
Artikelnummer des empfohlenen Zubehörs: 03.0137-9166.2

x 29

CHEVROLET, OPEL, VAUXHALL

03.0137-0267.2

650267



Bremsbackensatz

Ø 200

+ HEB

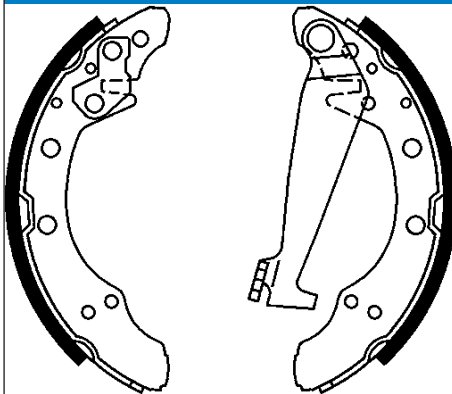
Artikelnummer des empfohlenen Zubehörs: 03.0137-9167.2

x 46

CHEVROLET, DAEWOO, OPEL, VAUXHALL

03.0137-0268.2

650268



Bremsbackensatz

VW

Ø 200

+ HEB

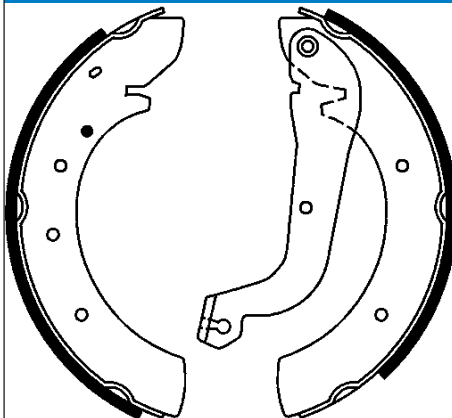
Artikelnummer des empfohlenen Zubehörs: 03.0137-9168.2

x 40

AUDI, SEAT, SKODA, VW

03.0137-0269.2

650269



Bremsbackensatz

Ø 254

+ HEB

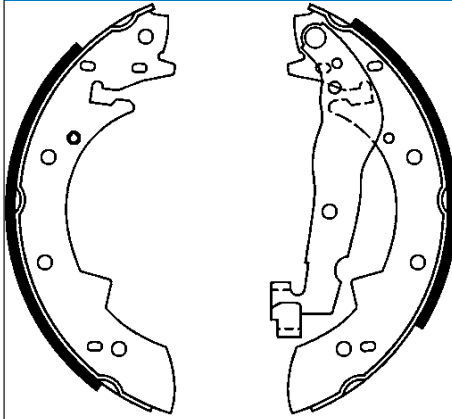
Artikelnummer des empfohlenen Zubehörs: 03.0137-9169.2

x 57

NISSAN

03.0137-0271.2

650271



Bremsbackensatz

TRW

Ø 229

+ HEB

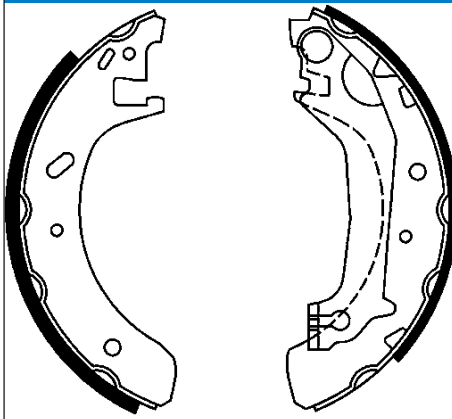
Artikelnummer des empfohlenen Zubehörs: 03.0137-9027.2

x 42

RENAULT

03.0137-0272.2

650272



Bremsbackensatz

Ø 203

+ HEB

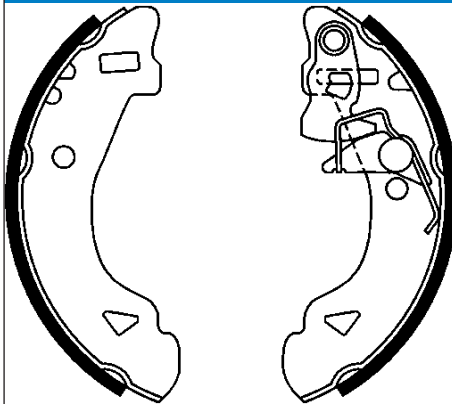
Artikelnummer des empfohlenen Zubehörs: 03.0137-9177.2

x 39

FORD

03.0137-0273.2

650273



Bremsbackensatz

+ AUT

AP

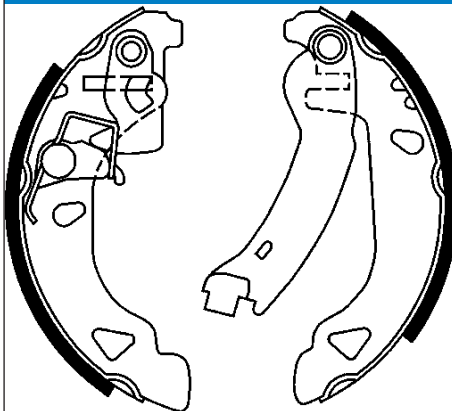
Ø 185

x 31

FIAT, NISSAN

03.0137-0274.2

650274



Bremsbackensatz

+ AUT

AP

Ø 180

+ HEB

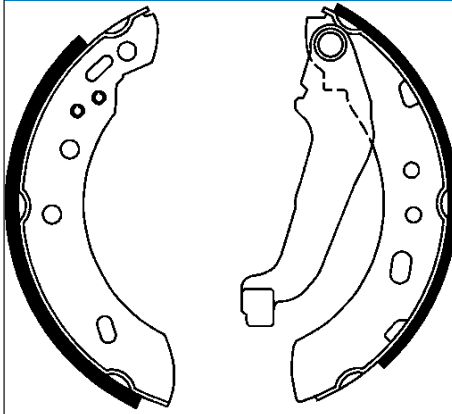
Artikelnummer des empfohlenen Zubehörs: 03.0137-9179.2

x 32

FIAT, LANCIA

03.0137-0275.2

650275



Bremsbackensatz

Ø 180

+ HEB

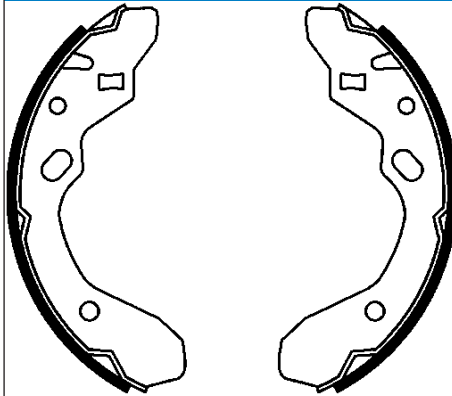
Artikelnummer des empfohlenen Zubehörs: 03.0137-9180.2

x 27

NISSAN

03.0137-0278.2

650278



Bremsbackensatz

Ø 200

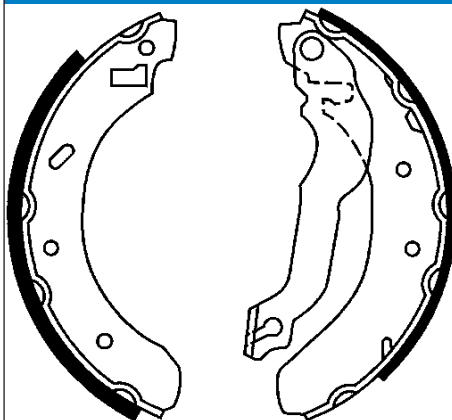
Artikelnummer des empfohlenen Zubehörs: 03.0137-9182.2 / 03.0137-9239.2

x 36

MAZDA

03.0137-0282.2

650282



Bremsbackensatz

Ø 229

+ HEB

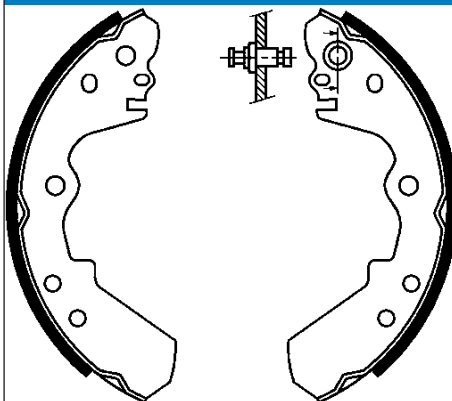
Artikelnummer des empfohlenen Zubehörs: 03.0137-9184.2

x 45

FORD

03.0137-0283.2

650283



Bremsbackensatz

Ø 254

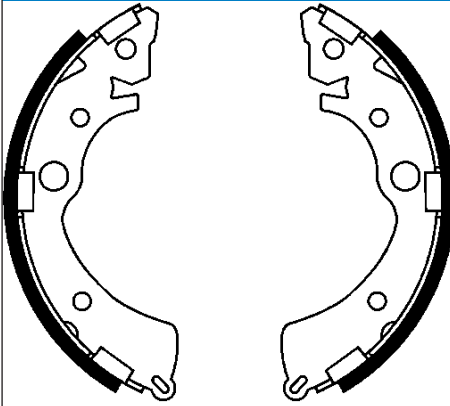
Artikelnummer des empfohlenen Zubehörs: 03.0137-9245.2

x 52

OPEL, VAUXHALL

03.0137-0284.2

650284



Bremsbackensatz

Ø 180

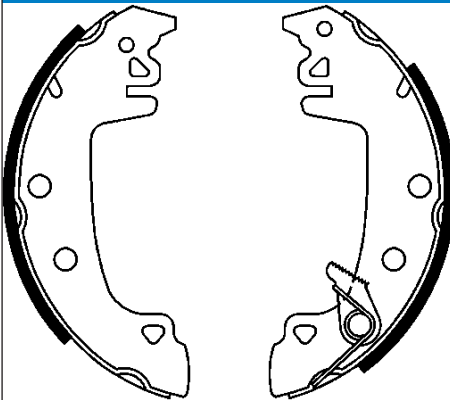
Artikelnummer des empfohlenen Zubehörs: 03.0137-9096.2

x 31

HONDA

03.0137-0285.2

650285



Bremsbackensatz

+ AUT

BDX

Ø 229

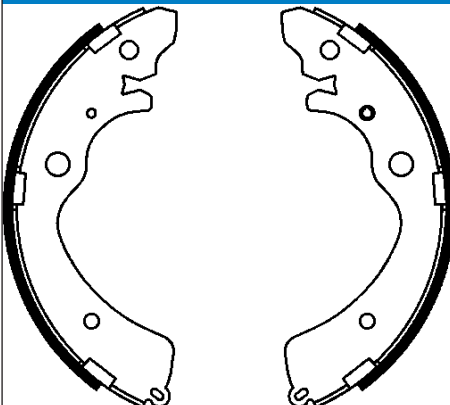
Artikelnummer des empfohlenen Zubehörs: 03.0137-9188.2

x 42

CITROËN

03.0137-0287.2

650287



Bremsbackensatz

Ø 220

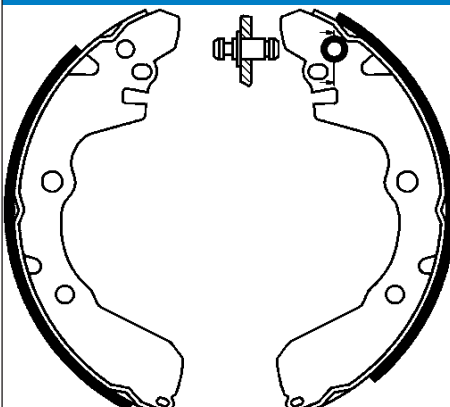
Artikelnummer des empfohlenen Zubehörs: 03.0137-9190.2

x 36

HONDA, SUZUKI

03.0137-0288.2

650288



Bremsbackensatz

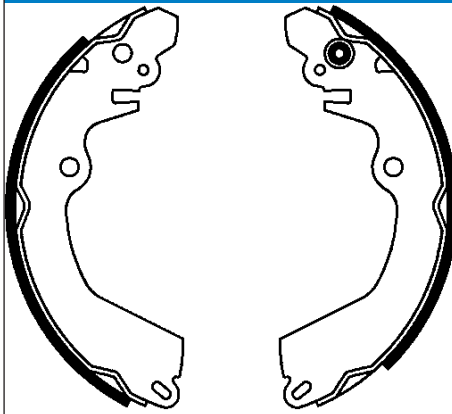
Ø 229

x 42

MITSUBISHI

03.0137-0289.2

650289



Bremsbackensatz

AKE

Ø 203

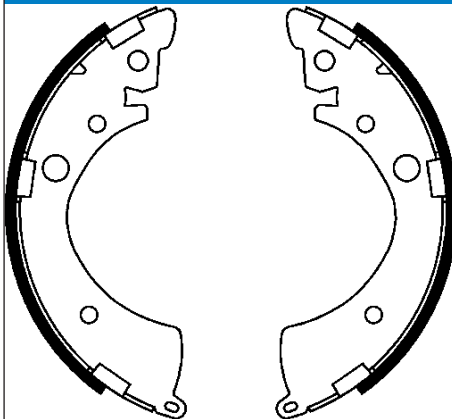
Artikelnummer des empfohlenen Zubehörs: 03.0137-9192.2

x 37

MITSUBISHI

03.0137-0294.2

650294



Bremsbackensatz

Ø 200

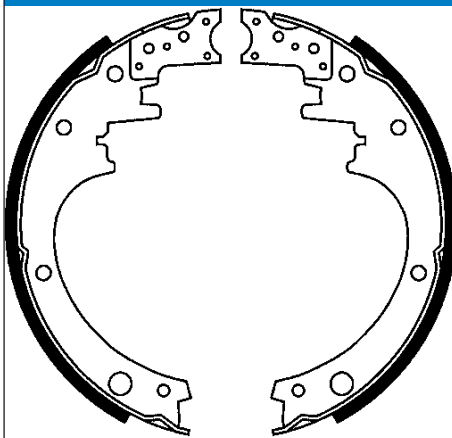
Artikelnummer des empfohlenen Zubehörs: 03.0137-9097.2 / 03.0137-9252.2

x 36

HONDA

03.0137-0297.2

650297



Bremsbackensatz

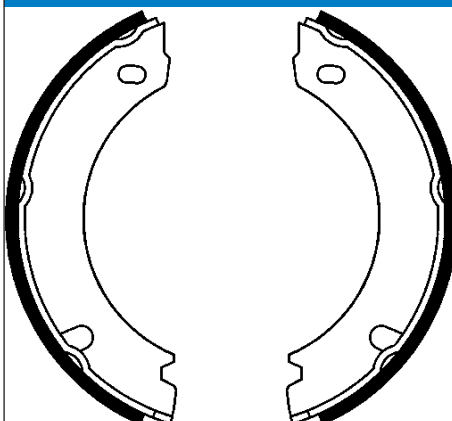
Ø 270

x 52

NISSAN

03.0137-0299.2

650299



Bremsbackensatz, Feststellbremse

Ø 160

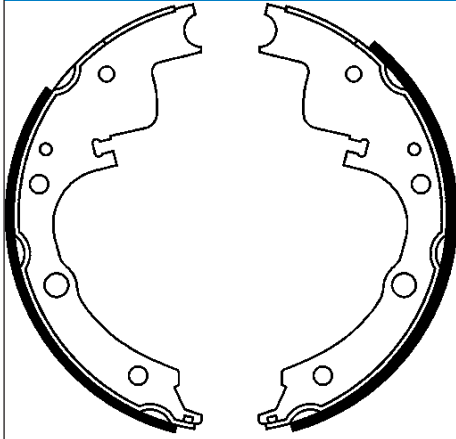
Artikelnummer des empfohlenen Zubehörs: 03.0137-9199.2

x 25

VOLVO

03.0137-0300.2

650300



Bremsbackensatz

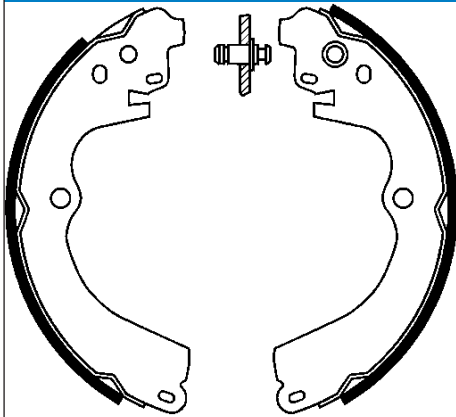
Ø 254

x 89

IVECO

03.0137-0302.2

650302



Bremsbackensatz

AKE

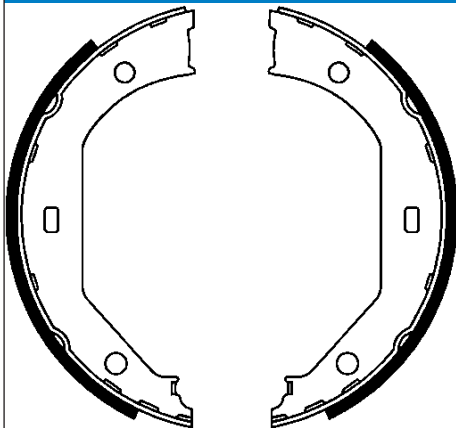
Ø 229

x 37

SUBARU

03.0137-0305.2

650305



Bremsbackensatz, Feststellbremse

Ø 185

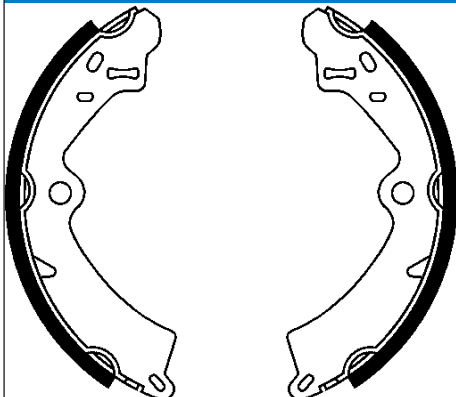
Artikelnummer des empfohlenen Zubehörs: 03.0137-9062.2 / 03.0137-9700.2 / 03.0137-9702.2

x 20

BMW

03.0137-0306.2

650306



Bremsbackensatz

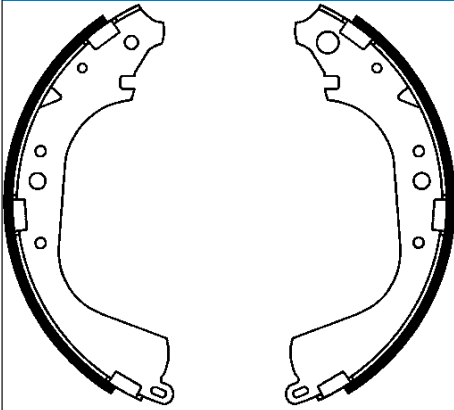
Ø 220

x 40

SUZUKI

03.0137-0308.2

650308



Bremsbackensatz

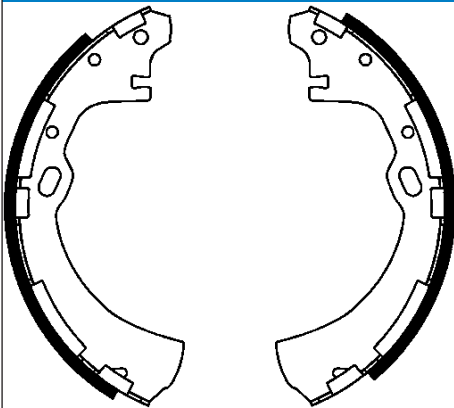
Ø 295

x 51

TOYOTA

03.0137-0310.2

650310



Bremsbackensatz

Ø 260

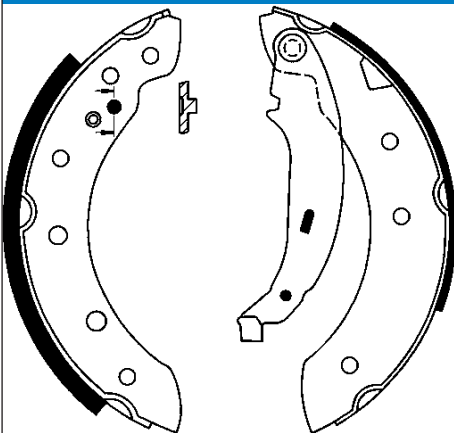
Artikelnummer des empfohlenen Zubehörs: 03.0137-9273.2

x 52

NISSAN

03.0137-0312.2

650312



Bremsbackensatz

TRW

Ø 203

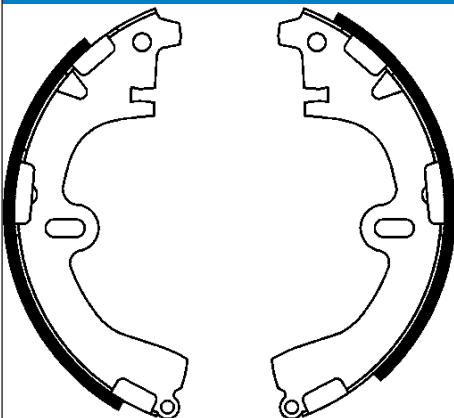
Artikelnummer des empfohlenen Zubehörs: 03.0137-9158.2

x 38

CITROËN, DACIA, PEUGEOT, RENAULT

03.0137-0313.2

650313



Bremsbackensatz

Ø 200

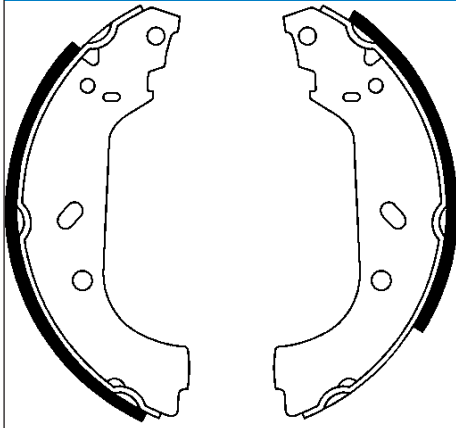
Artikelnummer des empfohlenen Zubehörs: 03.0137-9114.2

x 37

TOYOTA

03.0137-0314.2

650314



Bremsbackensatz

Ø 255

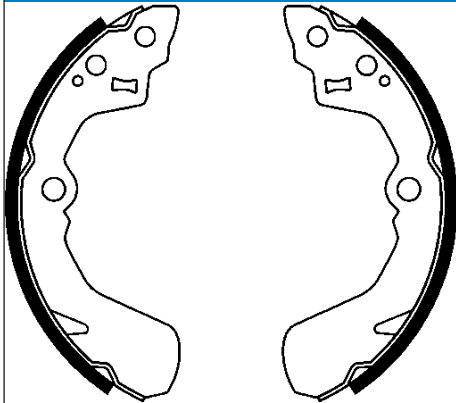
Artikelnummer des empfohlenen Zubehörs: 03.0137-9208.2

x 61

CITROËN, FIAT, LANCIA, PEUGEOT

03.0137-0315.2

650315



Bremsbackensatz

Ø 200

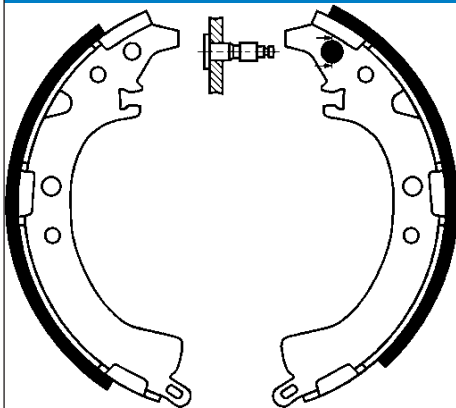
Artikelnummer des empfohlenen Zubehörs: 03.0137-9271.2

x 32

DAIHATSU, SUBARU, SUZUKI

03.0137-0318.2

650318



Bremsbackensatz

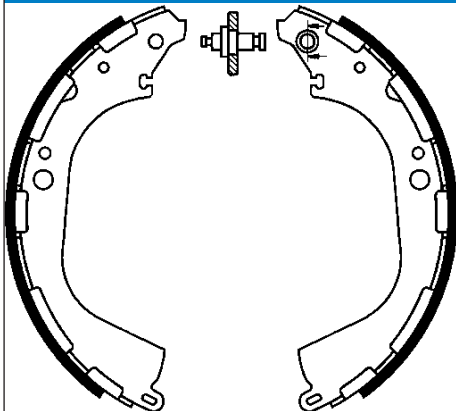
Ø 229

x 41

TOYOTA

03.0137-0319.2

650319



Bremsbackensatz

Ø 295

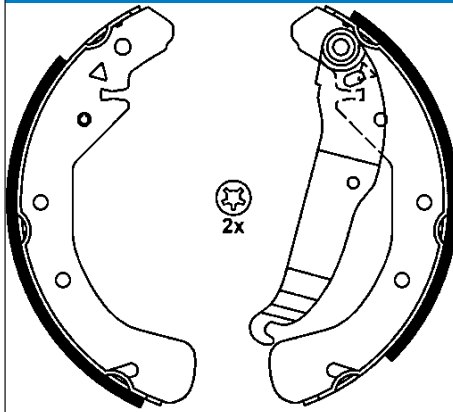
Artikelnummer des empfohlenen Zubehörs: 03.0137-9290.2

x 52

NISSAN

03.0137-0322.2

650322



Bremsbackensatz

Ø 230

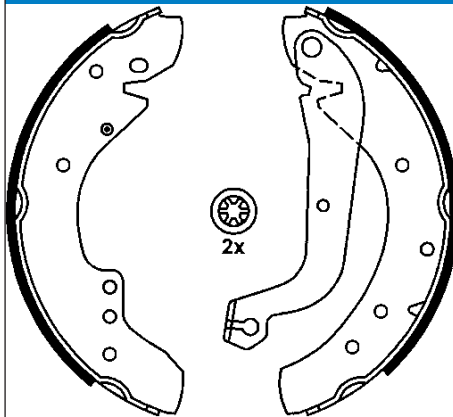
Artikelnummer des empfohlenen Zubehörs: 03.0137-9215.2

x 42

CHEVROLET, OPEL, VAUXHALL

03.0137-0330.2

650330



Bremsbackensatz

TRW

Ø 254

+ HEB

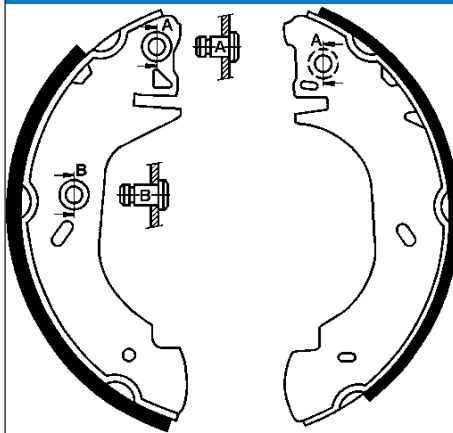
Artikelnummer des empfohlenen Zubehörs: 03.0137-9216.2

x 57

OPEL, RENAULT, VAUXHALL

03.0137-0331.2

650331



Bremsbackensatz

Ø 254

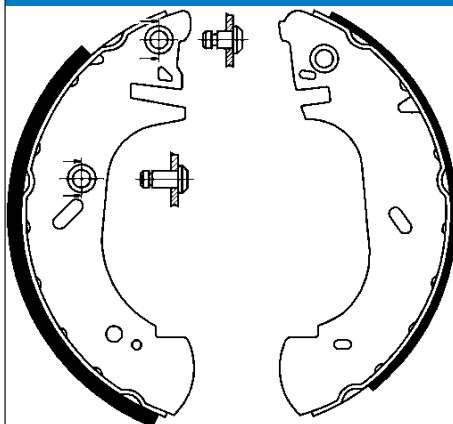
Artikelnummer des empfohlenen Zubehörs: 03.0137-9193.2

x 52

FORD

03.0137-0332.2

650332



Bremsbackensatz

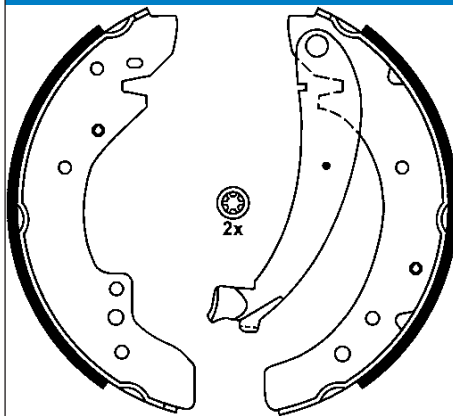
Ø 280

x 65

FORD

03.0137-0333.2

650333



Bremsbackensatz

TRW

Ø 254

+ HEB

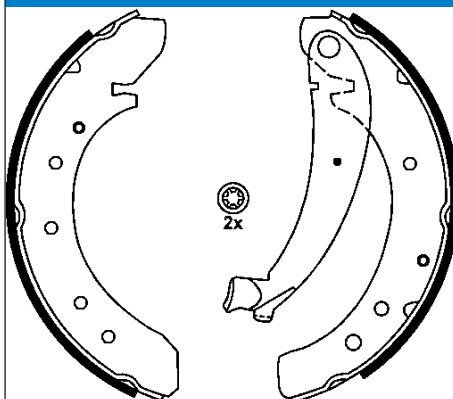
Artikelnummer des empfohlenen Zubehörs: 03.0137-9219.2

x 57

CITROËN, FIAT, PEUGEOT

03.0137-0334.2

650334



Bremsbackensatz

TRW

Ø 254

+ HEB

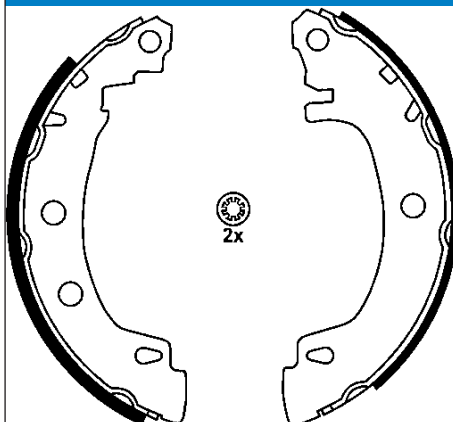
Artikelnummer des empfohlenen Zubehörs: 03.0137-9219.2

x 57

CITROËN, FIAT, PEUGEOT, TOYOTA

03.0137-0335.2

650335



Bremsbackensatz

BDX

Ø 203

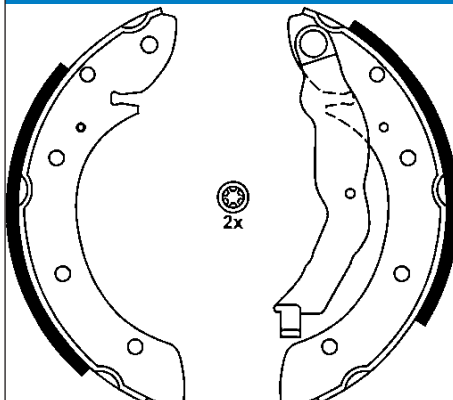
Artikelnummer des empfohlenen Zubehörs: 03.0137-9125.2

x 39

RENAULT

03.0137-0336.2

650336



Bremsbackensatz

TRW

Ø 229

+ HEB

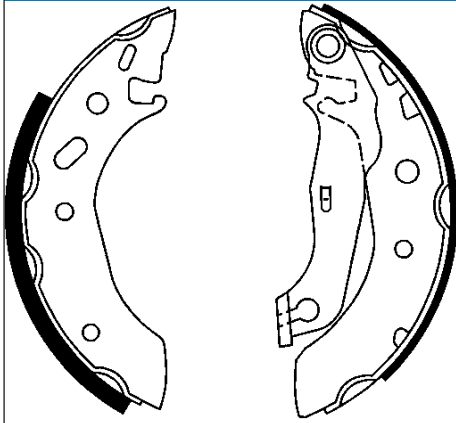
Artikelnummer des empfohlenen Zubehörs: 03.0137-9220.2

x 42

RENAULT

03.0137-0337.2

650337



Bremsbackensatz

TRW

Ø 180

+ HEB

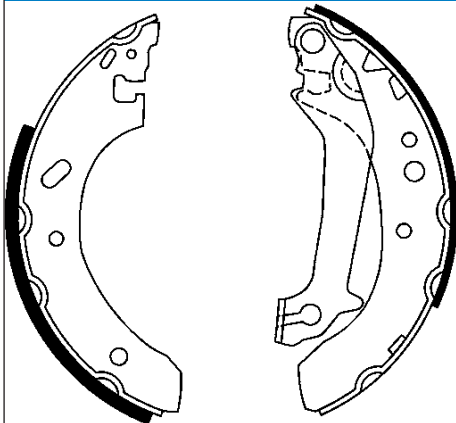
Artikelnummer des empfohlenen Zubehörs: 03.0137-9217.2

x 32

FORD, MAZDA

03.0137-0338.2

650338



Bremsbackensatz

Ø 203

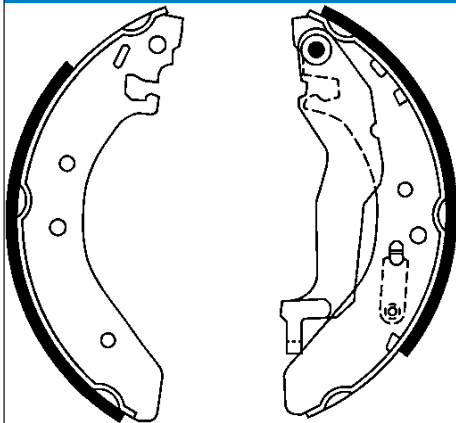
Artikelnummer des empfohlenen Zubehörs: 03.0137-9177.2

x 38

FORD

03.0137-0339.2

650339



Bremsbackensatz

Ø 203

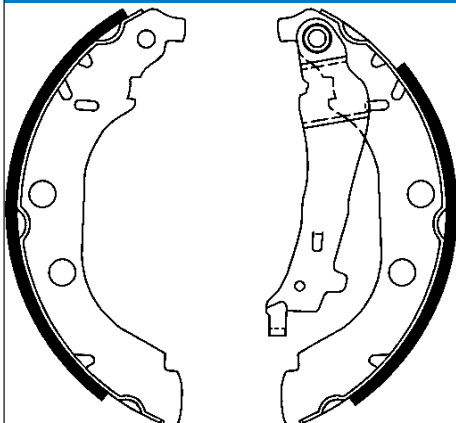
Artikelnummer des empfohlenen Zubehörs: 03.0137-9221.2

x 38

HONDA, ROVER

03.0137-0340.2

650340



Bremsbackensatz

BDX

Ø 229

+ HEB

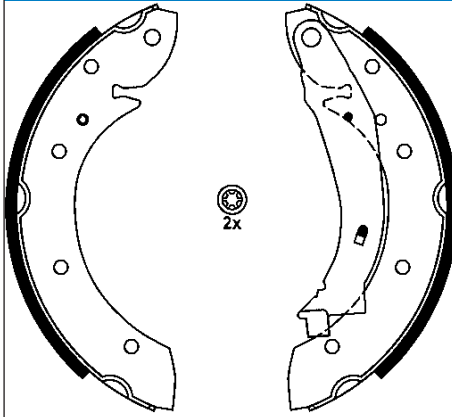
Artikelnummer des empfohlenen Zubehörs: 03.0137-9228.2

x 42

PEUGEOT

03.0137-0341.2

650341



Bremsbackensatz

TRW

Ø 229

+ HEB

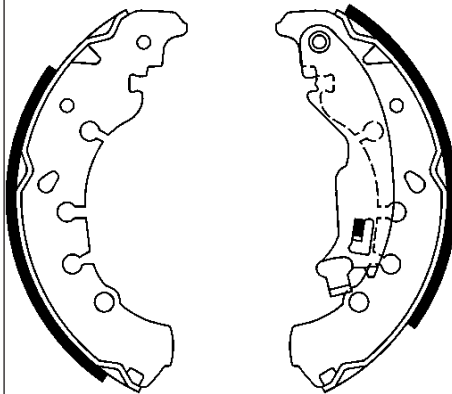
Artikelnummer des empfohlenen Zubehörs: 03.0137-9220.2

x 42

CITROËN, PEUGEOT

03.0137-0345.2

650345



Bremsbackensatz

AP

Ø 203

+ HEB

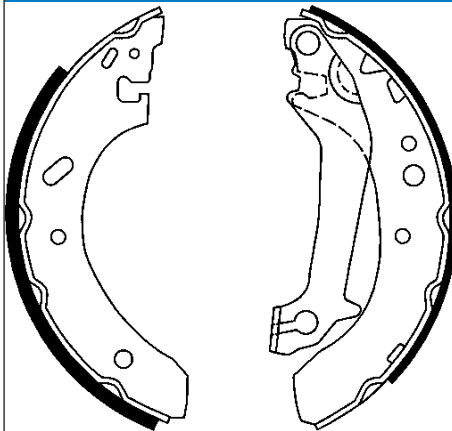
Artikelnummer des empfohlenen Zubehörs: 03.0137-9244.2

x 38

FIAT

03.0137-0346.2

650346



Bremsbackensatz

Ø 203

+ HEB

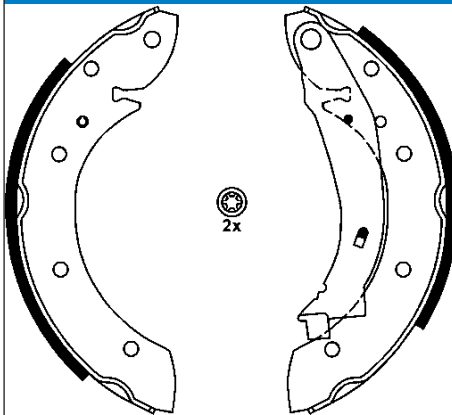
Artikelnummer des empfohlenen Zubehörs: 03.0137-9177.2

x 38

FORD

03.0137-0347.2

650347



Bremsbackensatz

TRW

Ø 229

+ HEB

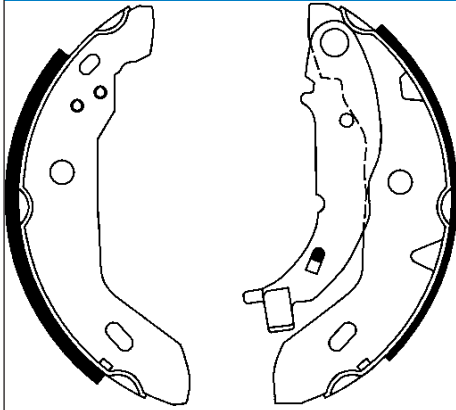
Artikelnummer des empfohlenen Zubehörs: 03.0137-9206.2

x 42

RENAULT

03.0137-0349.2

650349



Bremsbackensatz

TRW

Ø 180

+ HEB

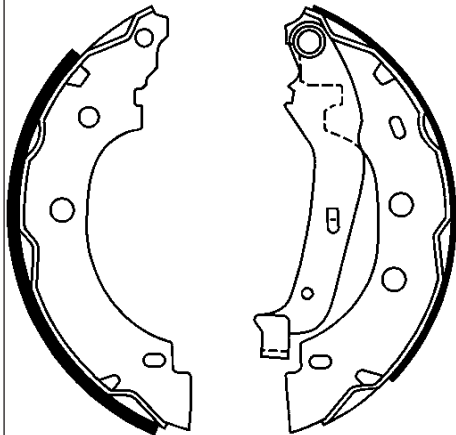
Artikelnummer des empfohlenen Zubehörs: 03.0137-9232.2

x 42

MERCEDES-BENZ

03.0137-0350.2

650350



Bremsbackensatz

Ø 203

+ HEB

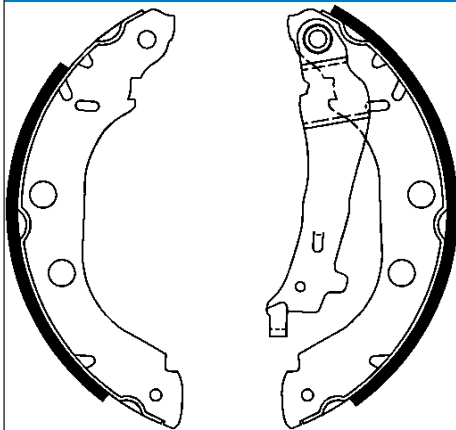
Artikelnummer des empfohlenen Zubehörs: 03.0137-9233.2

x 39

NISSAN, RENAULT

03.0137-0351.2

650351



Bremsbackensatz

BDX

Ø 229

+ HEB

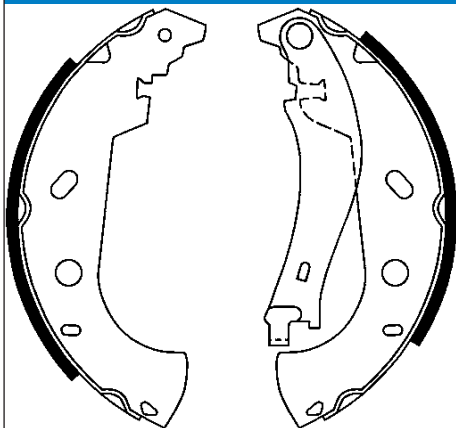
Artikelnummer des empfohlenen Zubehörs: 03.0137-9228.2

x 42

NISSAN, RENAULT

03.0137-0352.2

650352



Bremsbackensatz

Ø 228

+ HEB

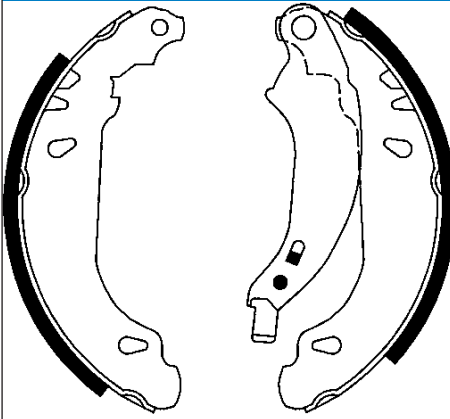
Artikelnummer des empfohlenen Zubehörs: 03.0137-9081.2 / 03.0137-9234.2

x 43

FIAT

03.0137-0354.2

650354



Bremsbackensatz

BDX

Ø 180

+ HEB

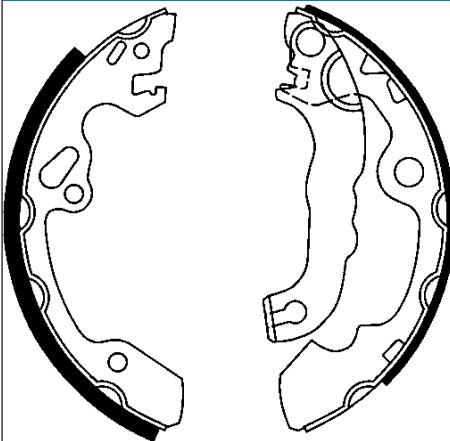
Artikelnummer des empfohlenen Zubehörs: 03.0137-9088.2

x 32

PEUGEOT

03.0137-0356.2

650356



Bremsbackensatz

Ø 203

+ HEB

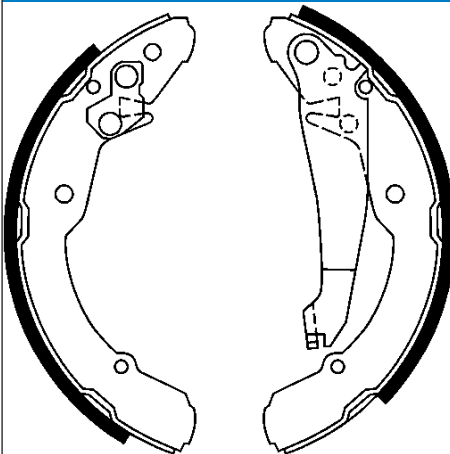
Artikelnummer des empfohlenen Zubehörs: 03.0137-9235.2

x 38

FORD

03.0137-0357.2

650357



Bremsbackensatz

Ø 230

+ HEB

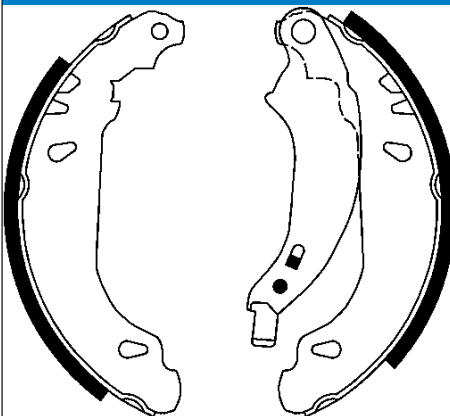
Artikelnummer des empfohlenen Zubehörs: 03.0137-9149.2

x 32

SEAT, SKODA, VW

03.0137-0358.2

650358



Bremsbackensatz

BDX

Ø 180

+ HEB

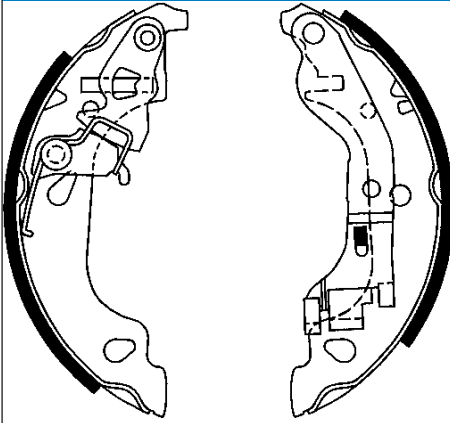
Artikelnummer des empfohlenen Zubehörs: 03.0137-9088.2

x 42

DACIA, RENAULT

03.0137-0359.2

650359



Bremsbackensatz

AP

Ø 180

+ HEB

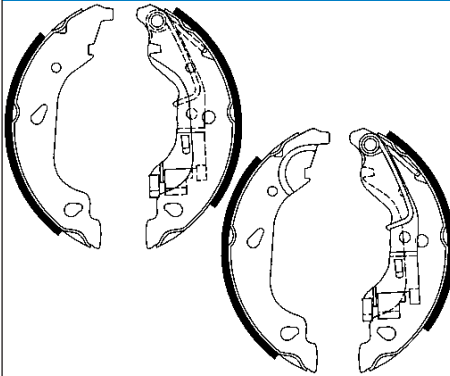
Artikelnummer des empfohlenen Zubehörs: 03.0137-9179.2

x 32

FIAT

03.0137-0360.2

650360



Bremsbackensatz

AP

Ø 180

+ HEB

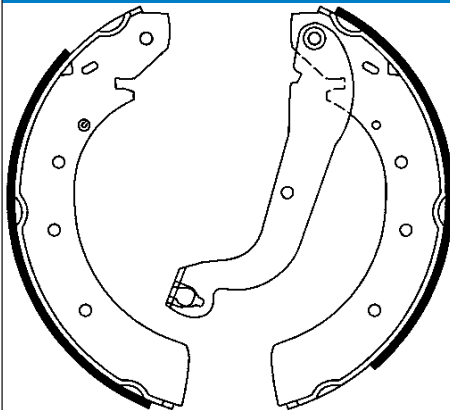
Artikelnummer des empfohlenen Zubehörs: 03.0137-9247.2

x 32

FIAT

03.0137-0361.2

650361



Bremsbackensatz

Ø 254

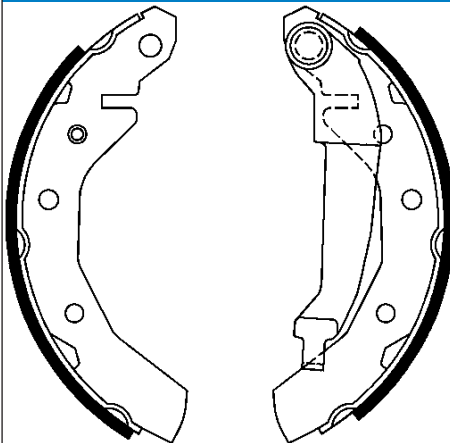
+ HEB

x 57

NISSAN

03.0137-0363.2

650363



Bremsbackensatz

Ø 180

+ HEB

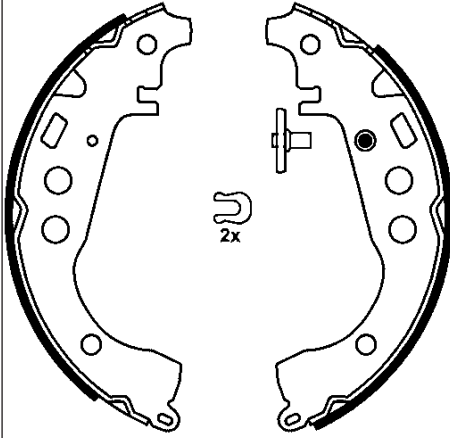
Artikelnummer des empfohlenen Zubehörs: 03.0137-9260.2

x 31

CHEVROLET, DAEWOO

03.0137-0364.2

650364



Bremsbackensatz

Ø 200

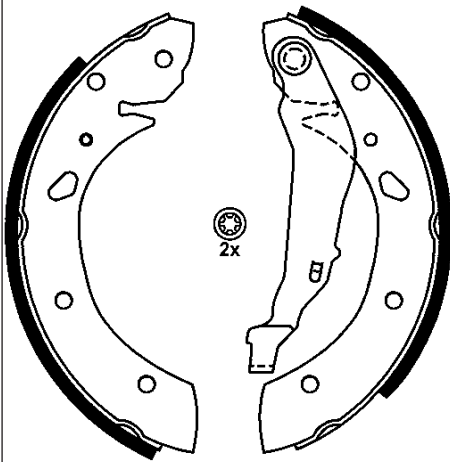
Artikelnummer des empfohlenen Zubehörs: 03.0137-9236.2

x 32

TOYOTA

03.0137-0365.2

650365



Bremsbackensatz

Ø 229

+ HEB

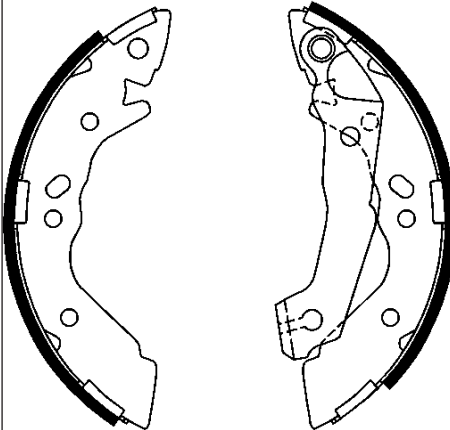
Artikelnummer des empfohlenen Zubehörs: 03.0137-9237.2

x 37

TOYOTA

03.0137-0366.2

650366



Bremsbackensatz

Ø 180

+ HEB

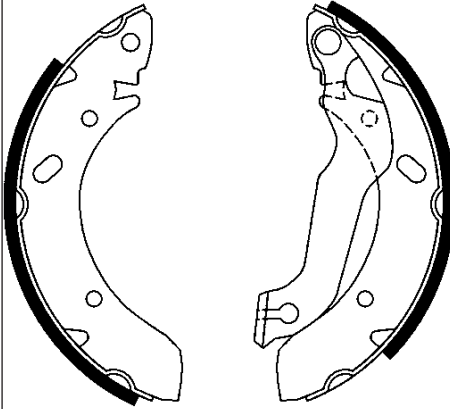
Artikelnummer des empfohlenen Zubehörs: 03.0137-9277.2

x 32

HYUNDAI

03.0137-0369.2

650369



Bremsbackensatz

Ø 203

+ HEB

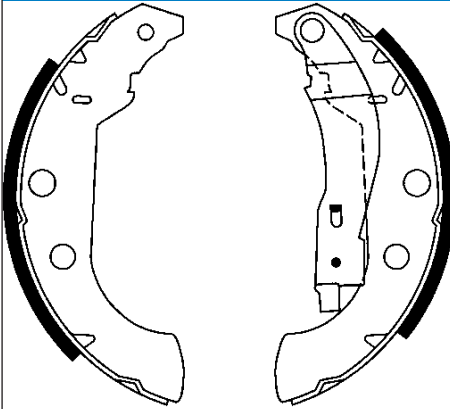
Artikelnummer des empfohlenen Zubehörs: 03.0137-9270.2

x 39

HYUNDAI

03.0137-0370.2

650370



Bremsbackensatz

BDX

Ø 229

+ HEB

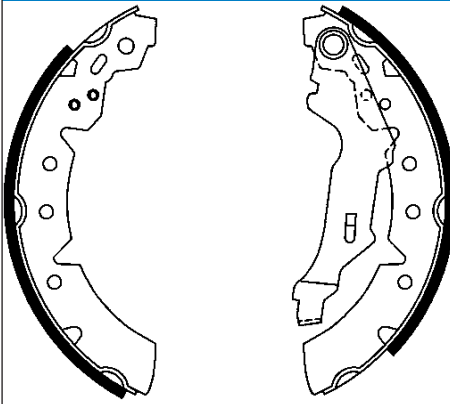
Artikelnummer des empfohlenen Zubehörs: 03.0137-9228.2

x 42

CITROËN, PEUGEOT

03.0137-0375.2

650375



Bremsbackensatz

TRW

Ø 200

+ HEB

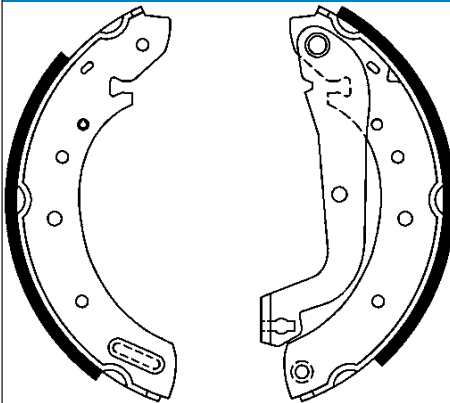
Artikelnummer des empfohlenen Zubehörs: 03.0137-9301.2

x 37

TOYOTA

03.0137-0376.2

650376



Bremsbackensatz

Ø 254

+ HEB

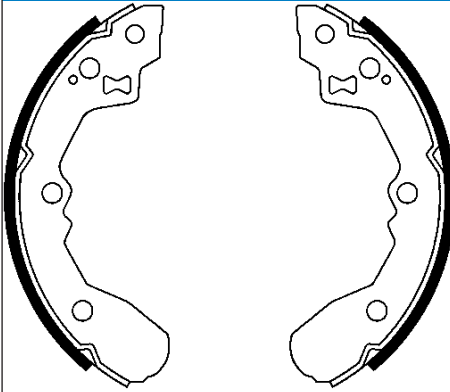
Artikelnummer des empfohlenen Zubehörs: 03.0137-9169.2

x 58

FORD, NISSAN

03.0137-0377.2

650377



Bremsbackensatz

Ø 200

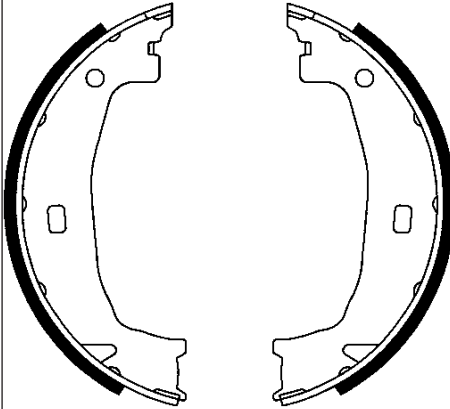
Artikelnummer des empfohlenen Zubehörs: 03.0137-9241.2

x 36

KIA

03.0137-0379.2

650379



Bremsbackensatz, Feststellbremse

Ø 161

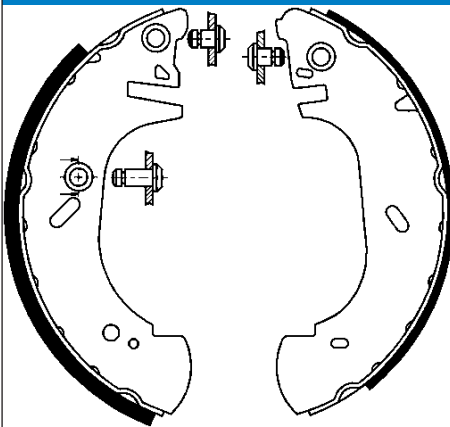
Artikelnummer des empfohlenen Zubehörs: 03.0137-9265.2 / 03.0137-9700.2 / 03.0137-9701.2 / 03.0137-9702.2

x 20

BMW

03.0137-0382.2

650382



Bremsbackensatz

Ø 280

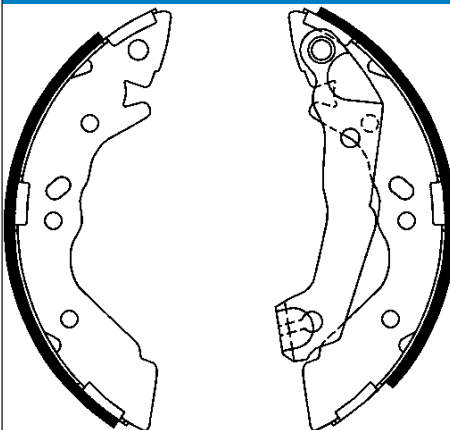
Artikelnummer des empfohlenen Zubehörs: 03.0137-9240.2

x 65

OPEL, RENAULT, VAUXHALL

03.0137-0386.2

650386



Bremsbackensatz

Ø 180

+ HEB

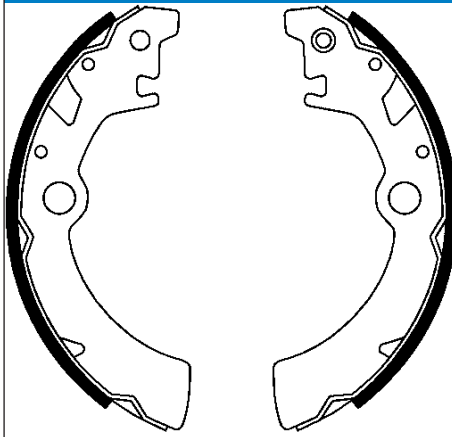
Artikelnummer des empfohlenen Zubehörs: 03.0137-9277.2

x 30

HYUNDAI

03.0137-0387.2

650387



Bremsbackensatz

Ø 180

- HEB

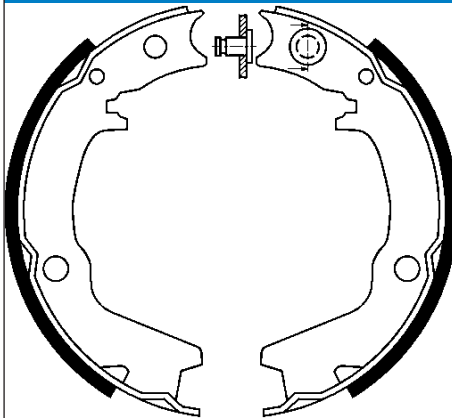
Artikelnummer des empfohlenen Zubehörs: 03.0137-9264.2

x 26

SUZUKI

03.0137-0389.2

650389



Bremsbackensatz, Feststellbremse

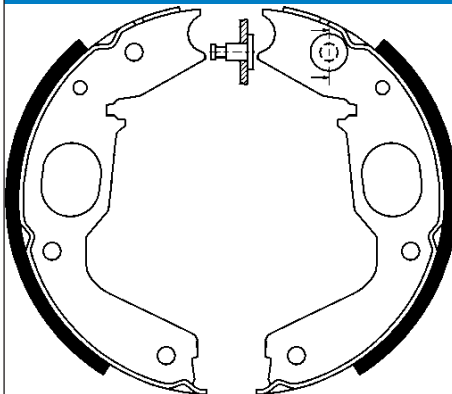
Ø 167

x 32

MITSUBISHI

03.0137-0390.2

650390



Bremsbackensatz, Feststellbremse

Ø 196

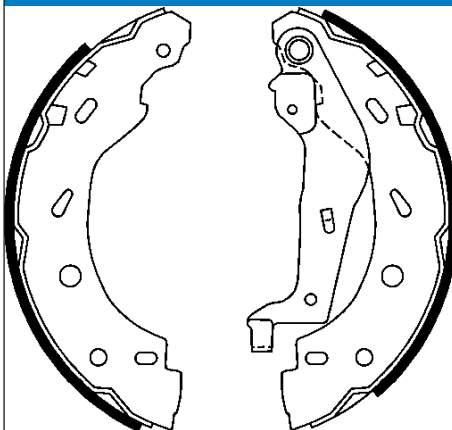
Artikelnummer des empfohlenen Zubehörs: 03.0137-9275.2

x 40

MITSUBISHI

03.0137-0393.2

650393



Bremsbackensatz

BOS

Ø 203

+ HEB

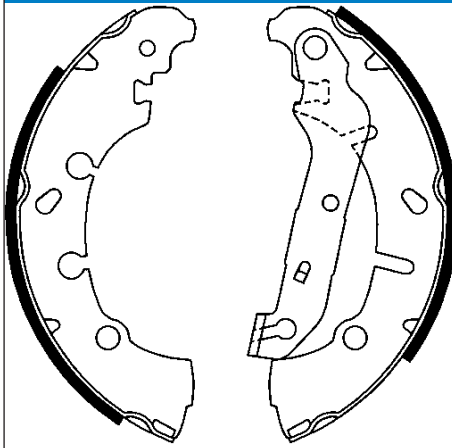
Artikelnummer des empfohlenen Zubehörs: 03.0137-9274.2 / 03.0137-9308.2

x 32

SMART

03.0137-0394.2

650394



Bremsbackensatz

Ø 203

+ HEB

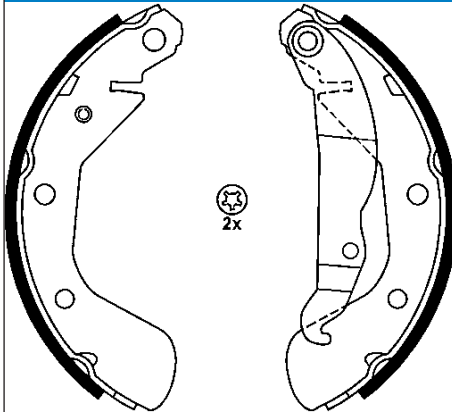
Artikelnummer des empfohlenen Zubehörs: 03.0137-9259.2

x 38

FORD, MAZDA

03.0137-0395.2

650395



Bremsbackensatz

Ø 200

+ HEB

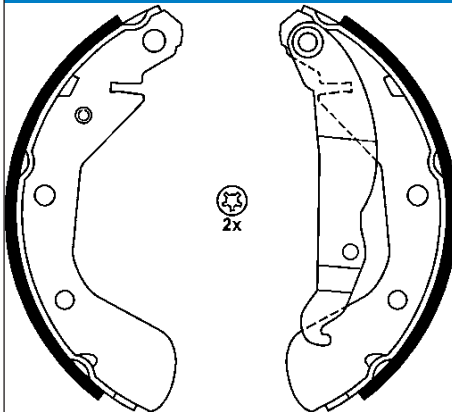
Artikelnummer des empfohlenen Zubehörs: 03.0137-9166.2

x 29

OPEL, VAUXHALL

03.0137-0396.2

650396



Bremsbackensatz

Ø 200

+ HEB

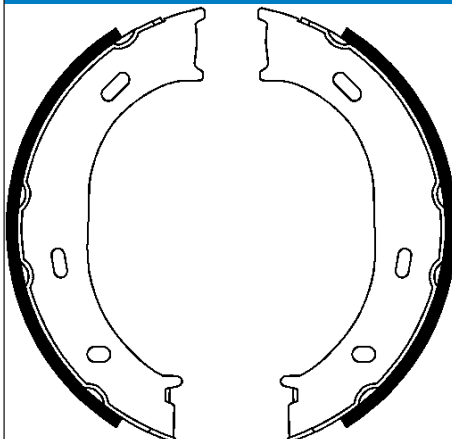
Artikelnummer des empfohlenen Zubehörs: 03.0137-9167.2

x 46

OPEL, VAUXHALL

03.0137-0397.2

650397



Bremsbackensatz, Feststellbremse

Ø 160

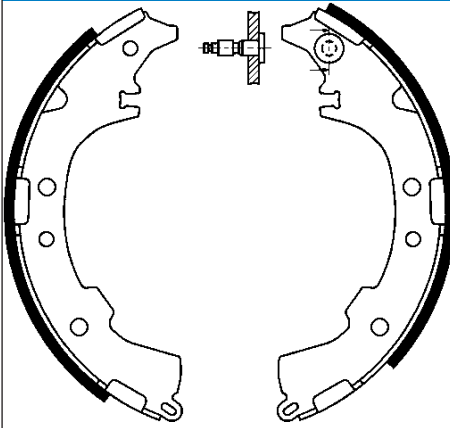
Artikelnummer des empfohlenen Zubehörs: 03.0137-9255.2

x 40

MERCEDES-BENZ, VW

03.0137-0398.2

650398



Bremsbackensatz

Ø 229

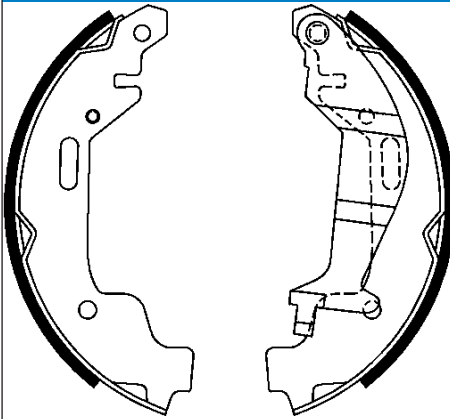
+ HEB

x 42

DAIHATSU, TOYOTA

03.0137-0399.2

650399



Bremsbackensatz

Ø 180

+ HEB

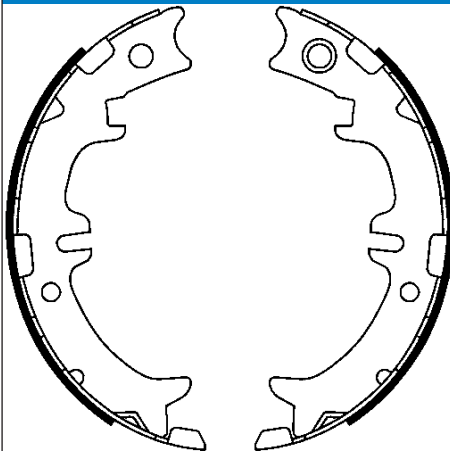
Artikelnummer des empfohlenen Zubehörs: 03.0137-9286.2

x 26

OPEL, VAUXHALL

03.0137-0400.2

650400



Bremsbackensatz, Feststellbremse

Ø 190

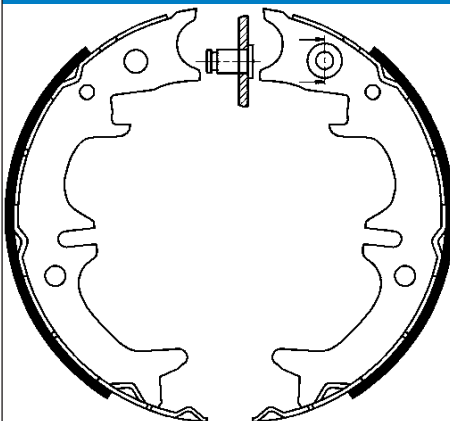
Artikelnummer des empfohlenen Zubehörs: 03.0137-9272.2

x 45

LEXUS, TOYOTA

03.0137-0402.2

650402



Bremsbackensatz, Feststellbremse

Ø 170

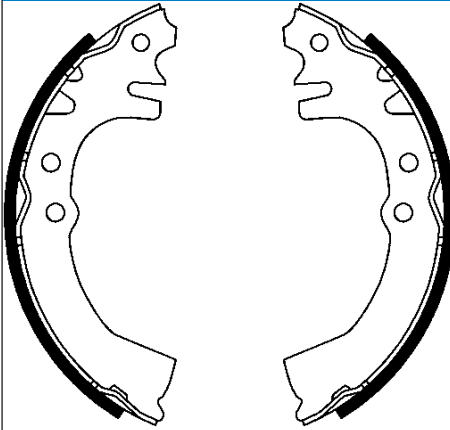
Artikelnummer des empfohlenen Zubehörs: 03.0137-9324.2

x 40

LEXUS, TOYOTA

03.0137-0404.2

650404



Bremsbackensatz

Ø 165

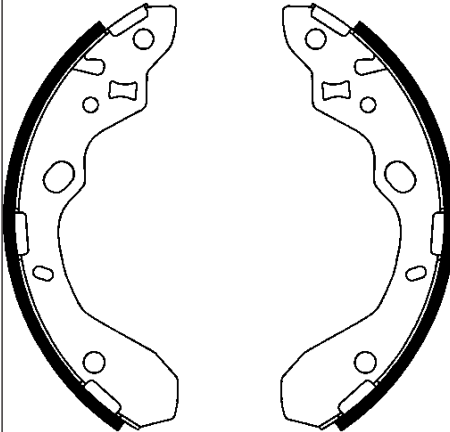
- HEB

x 28

DAIHATSU

03.0137-0407.2

650407



Bremsbackensatz

Ø 200

- HEB

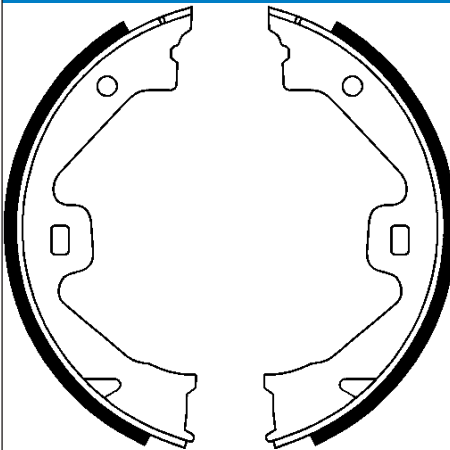
Artikelnummer des empfohlenen Zubehörs: 03.0137-9263.2

x 36

MAZDA

03.0137-0408.2

650408



Bremsbackensatz, Feststellbremse

Ø 160

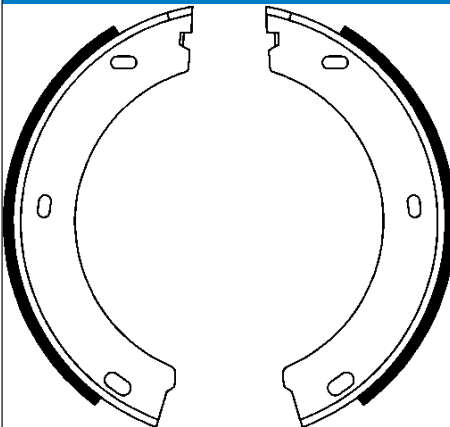
Artikelnummer des empfohlenen Zubehörs: 03.0137-9701.2 / 03.0137-9702.2

x 20

MG, ROVER

03.0137-0409.2

650409



Bremsbackensatz, Feststellbremse

Ø 186

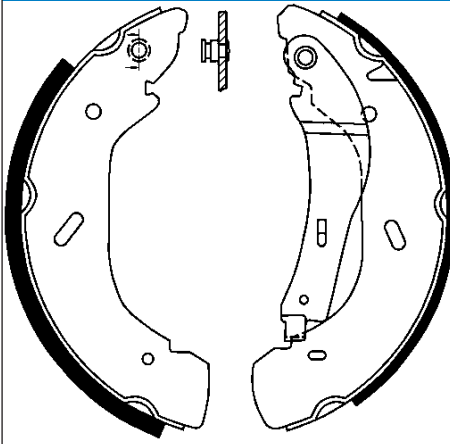
Artikelnummer des empfohlenen Zubehörs: 03.0137-9701.2

x 20

PEUGEOT

03.0137-0411.2

650411



Bremsbackensatz

Ø 280

+ HEB

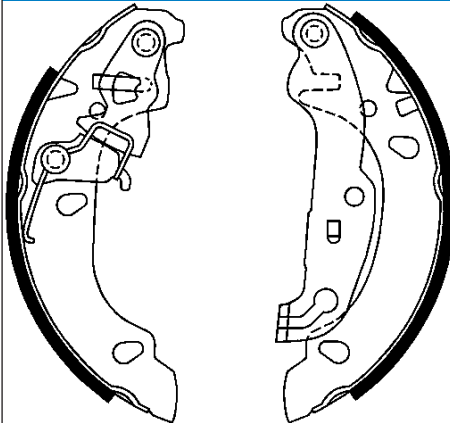
Artikelnummer des empfohlenen Zubehörs: 03.0137-9268.2

x 65

FORD

03.0137-0412.2

650412



Bremsbackensatz

AP

Ø 180

+ HEB

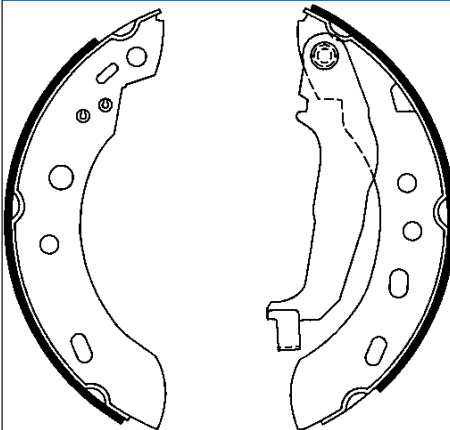
Artikelnummer des empfohlenen Zubehörs: 03.0137-9179.2

x 32

FORD, MAZDA

03.0137-0413.2

650413



Bremsbackensatz

Ø 180

+ HEB

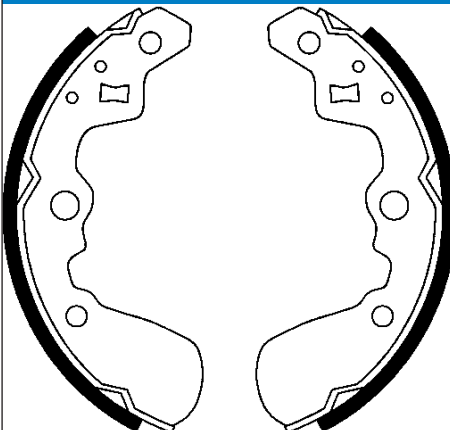
Artikelnummer des empfohlenen Zubehörs: 03.0137-9180.2

x 27

NISSAN

03.0137-0414.2

650414



Bremsbackensatz

Ø 180

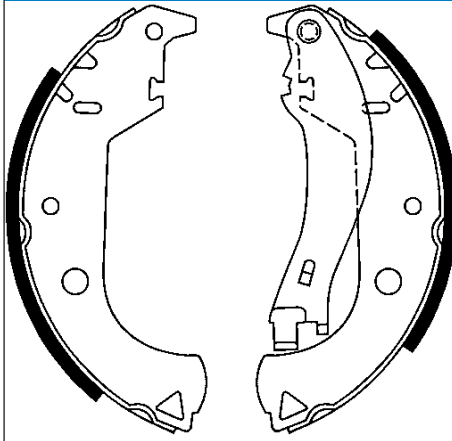
- HEB

x 27

SUZUKI

03.0137-0415.2

650415



Bremsbackensatz

Ø 228

+ HEB

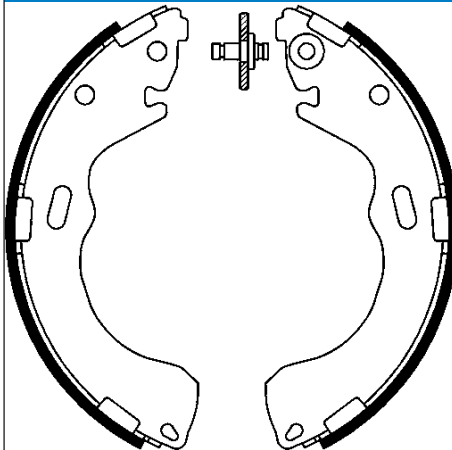
Artikelnummer des empfohlenen Zubehörs: 03.0137-9261.2

x 42

FIAT

03.0137-0416.2

650416



Bremsbackensatz

Ø 229

- HEB

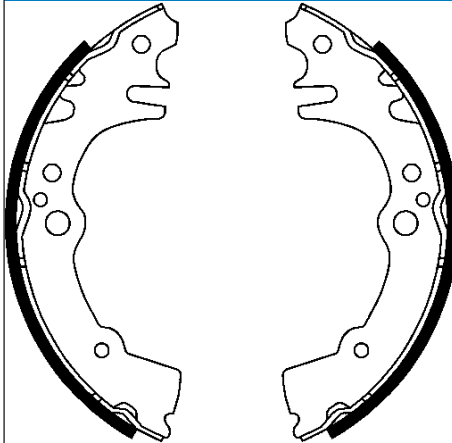
Artikelnummer des empfohlenen Zubehörs: 03.0137-9262.2

x 43

FORD, MAZDA

03.0137-0417.2

650417



Bremsbackensatz

Ø 165

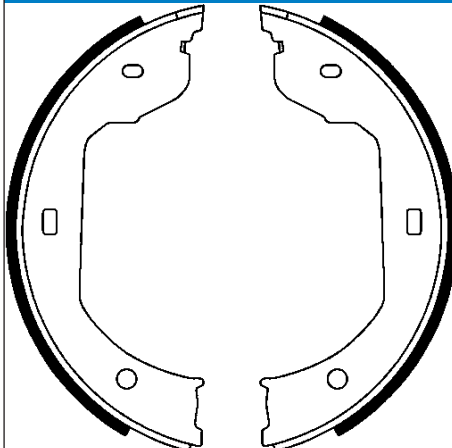
- HEB

x 28

DAIHATSU

03.0137-0419.2

650419



Bremsbackensatz, Feststellbremse

Ø 185

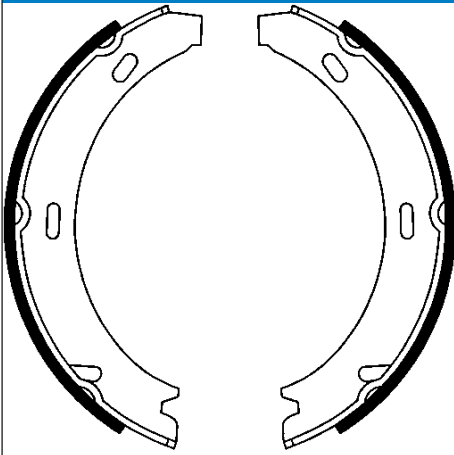
Artikelnummer des empfohlenen Zubehörs: 03.0137-9288.2 / 03.0137-9700.2 / 03.0137-9702.2

x 30

BMW, VW

03.0137-0421.2

650421



Bremsbackensatz, Feststellbremse

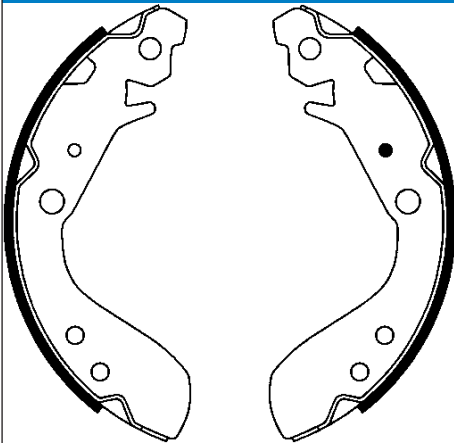
Ø 164

x 20

PORSCHE

03.0137-0422.2

650422



Bremsbackensatz

Ø 180

- HEB

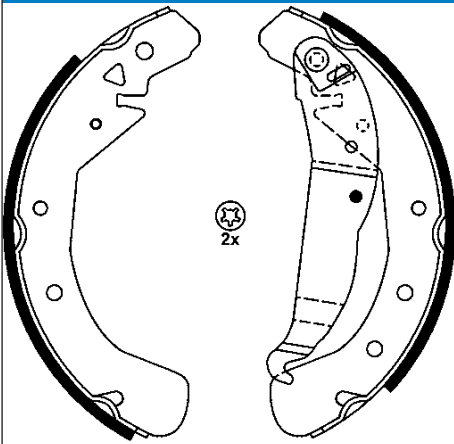
Artikelnummer des empfohlenen Zubehörs: 03.0137-9284.2

x 31

HONDA

03.0137-0424.2

650424



Bremsbackensatz

Ø 230

+ HEB

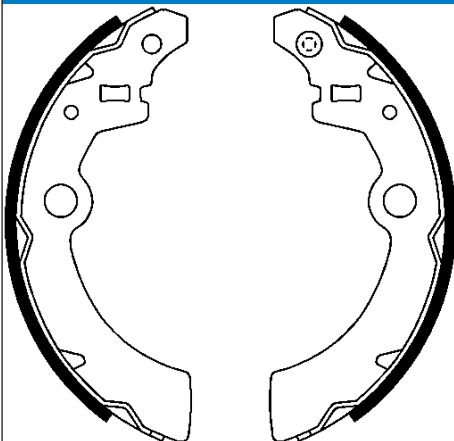
Artikelnummer des empfohlenen Zubehörs: 03.0137-9215.2

x 42

OPEL, VAUXHALL

03.0137-0425.2

650425



Bremsbackensatz

Ø 180

- HEB

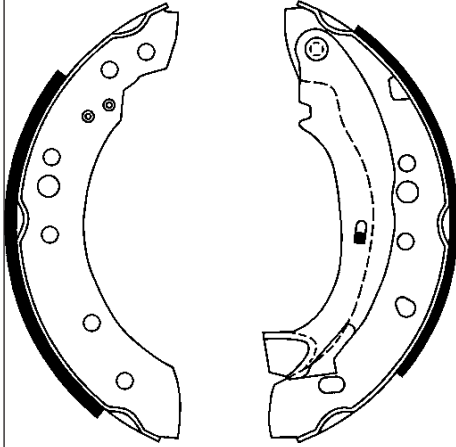
Artikelnummer des empfohlenen Zubehörs: 03.0137-9127.2

x 26

SUZUKI

03.0137-0426.2

650426



Bremsbackensatz

TRW

Ø 203

+ HEB

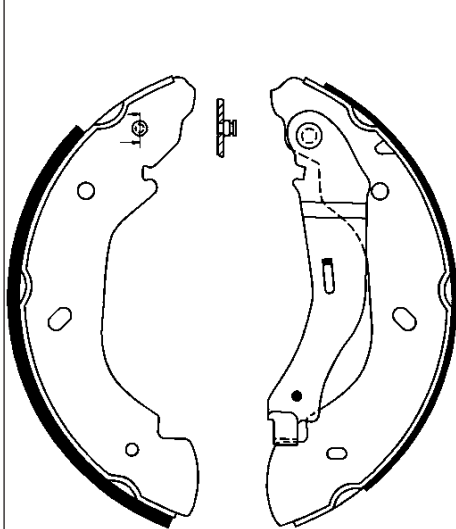
Artikelnummer des empfohlenen Zubehörs: 03.0137-9267.2

x 38

CITROËN, PEUGEOT

03.0137-0427.2

650427



Bremsbackensatz

Ø 254

+ HEB

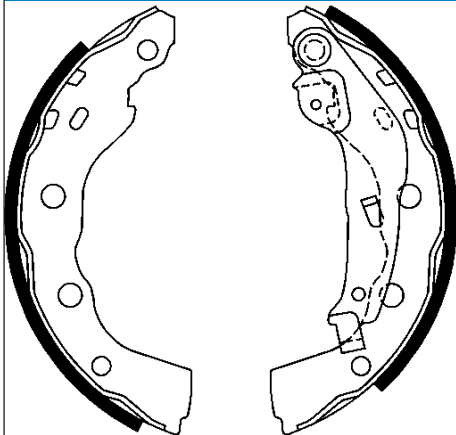
Artikelnummer des empfohlenen Zubehörs: 03.0137-9268.2

x 52

FORD

03.0137-0428.2

650428



Bremsbackensatz

Ø 203

+ HEB

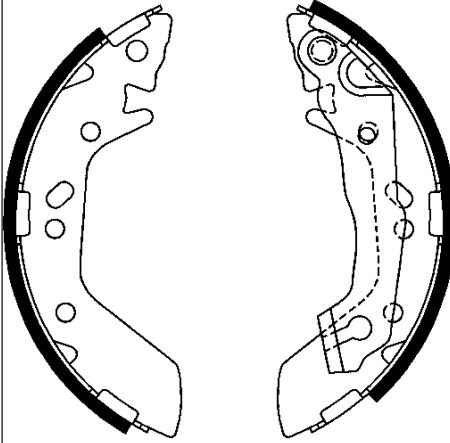
Artikelnummer des empfohlenen Zubehörs: 03.0137-9257.2

x 39

MITSUBISHI

03.0137-0429.2

650429



Bremsbackensatz

Ø 180

+ HEB

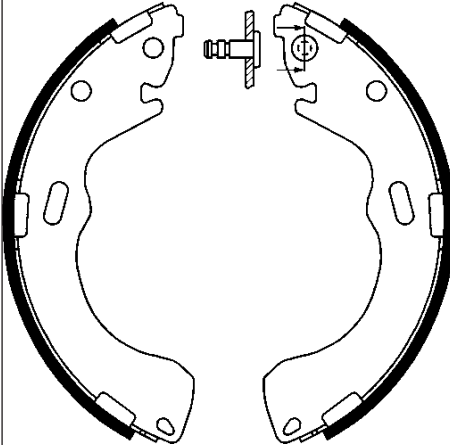
Artikelnummer des empfohlenen Zubehörs: 03.0137-9276.2

x 37

HYUNDAI

03.0137-0431.2

650431



Bremsbackensatz

Ø 229

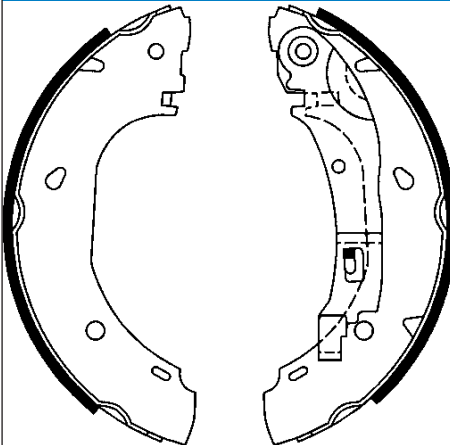
- HEB

x 43

MAZDA

03.0137-0432.2

650432



Bremsbackensatz

AP

Ø 254

+ HEB

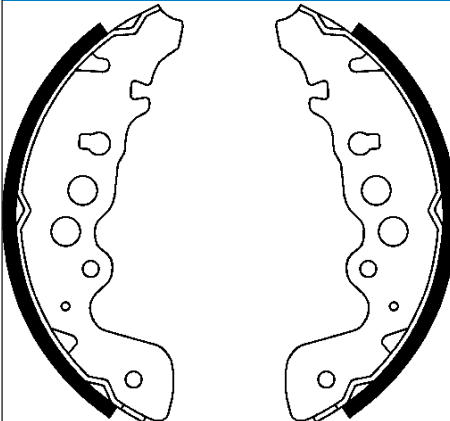
Artikelnummer des empfohlenen Zubehörs: 03.0137-9285.2

x 57

CITROËN, FIAT, PEUGEOT, PIAGGIO

03.0137-0433.2

650433



Bremsbackensatz

Ø 220

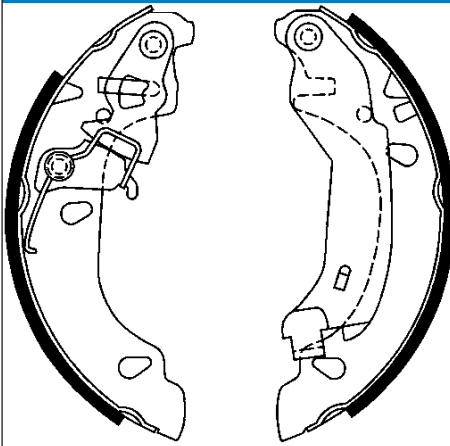
- HEB

x 42

SUZUKI

03.0137-0434.2

650434



Bremsbackensatz

AP

Ø 180

+ HEB

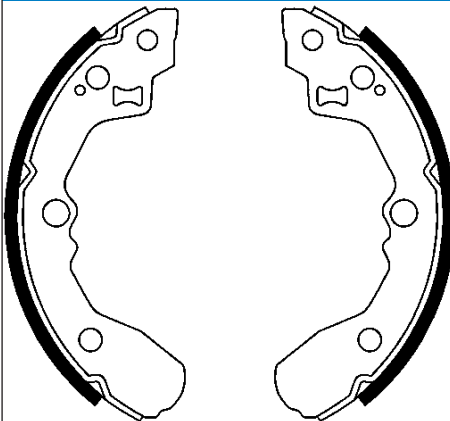
Artikelnummer des empfohlenen Zubehörs: 03.0137-9179.2

x 32

FIAT

03.0137-0436.2

650436



Bremsbackensatz

Ø 200

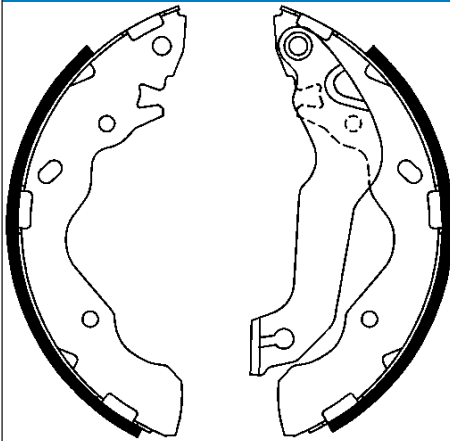
- HEB

x 26

KIA

03.0137-0437.2

650437



Bremsbackensatz

Ø 203

+ HEB

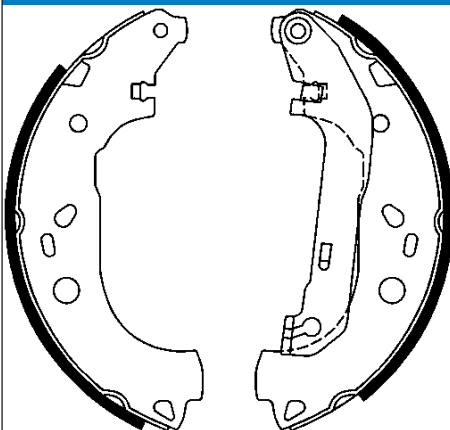
Artikelnummer des empfohlenen Zubehörs: 03.0137-9270.2

x 38

HYUNDAI

03.0137-0438.2

650438



Bremsbackensatz

Ø 228

+ HEB

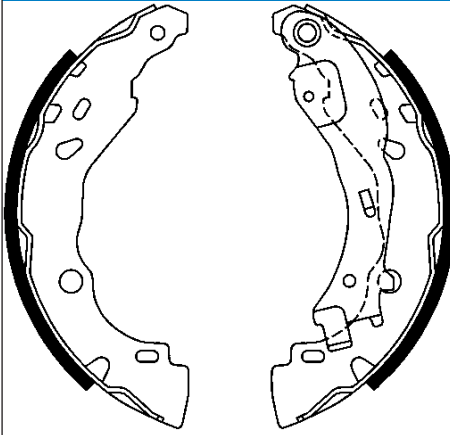
Artikelnummer des empfohlenen Zubehörs: 03.0137-9279.2

x 57

FORD

03.0137-0439.2

650439



Bremsbackensatz

Ø 203

+ HEB

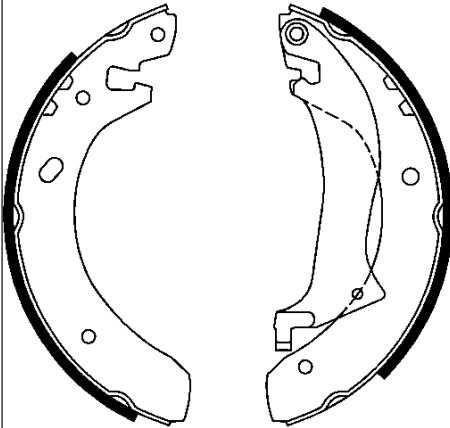
Artikelnummer des empfohlenen Zubehörs: 03.0137-9274.2 / 03.0137-9281.2

x 39

CITROËN, LANCIA, PEUGEOT

03.0137-0440.2

650440



Bremsbackensatz

Ø 254

+ HEB

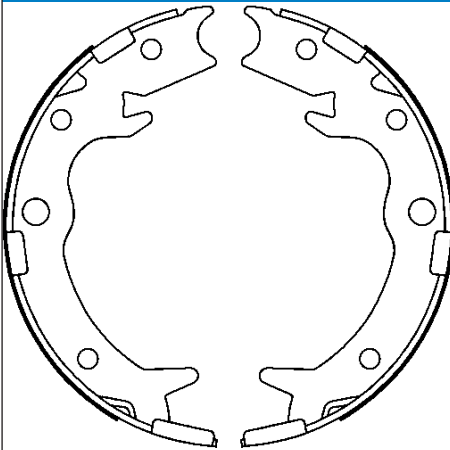
Artikelnummer des empfohlenen Zubehörs: 03.0137-9282.2

x 39

LAND ROVER

03.0137-0442.2

650442



Bremsbackensatz, Feststellbremse

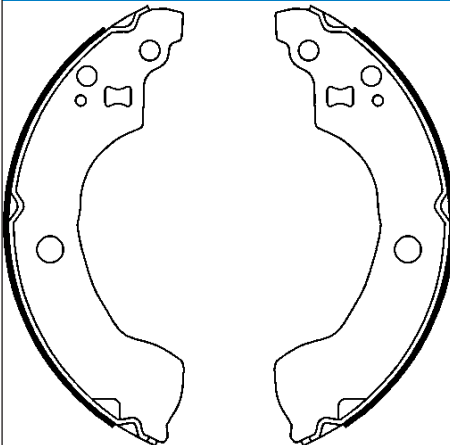
Ø 167

x 35

HONDA

03.0137-0443.2

650443



Bremsbackensatz

Ø 203

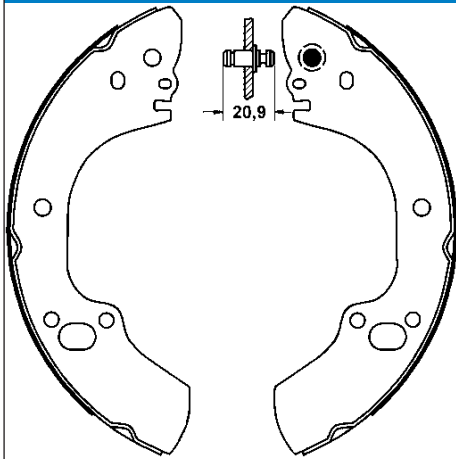
- HEB

x 37

NISSAN

03.0137-0445.2

650445



Bremsbackensatz

Ø 294

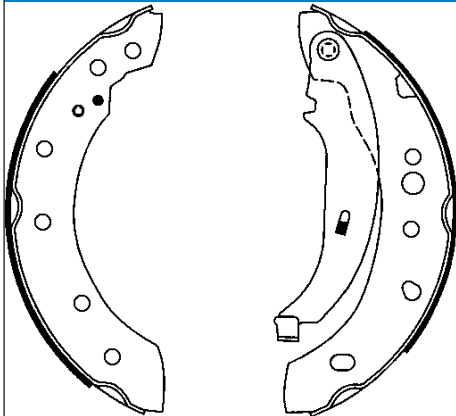
- HEB

x 47

ISUZU, OPEL, VAUXHALL

03.0137-0446.2

650446



Bremsbackensatz

Ø 203

+ HEB

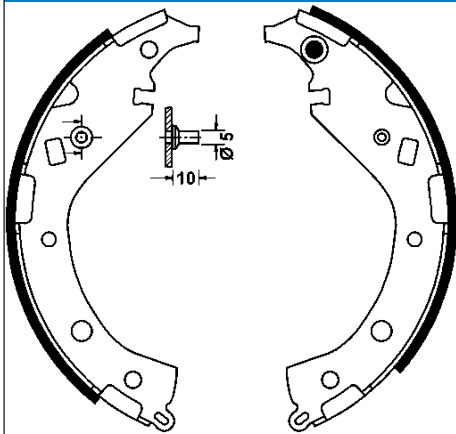
Artikelnummer des empfohlenen Zubehörs: 03.0137-9278.2

x 39

PEUGEOT

03.0137-0448.2

650448



Bremsbackensatz

Ø 228

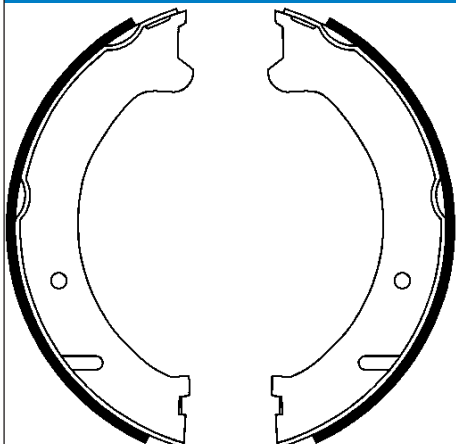
- HEB

x 42

TOYOTA

03.0137-0449.2

650449



Bremsbackensatz, Feststellbremse

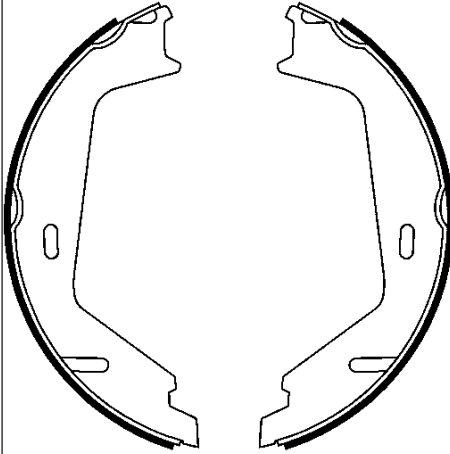
Ø 178

x 25

VOLVO

03.0137-0450.2

650450



Bremsbackensatz, Feststellbremse

Ø 176

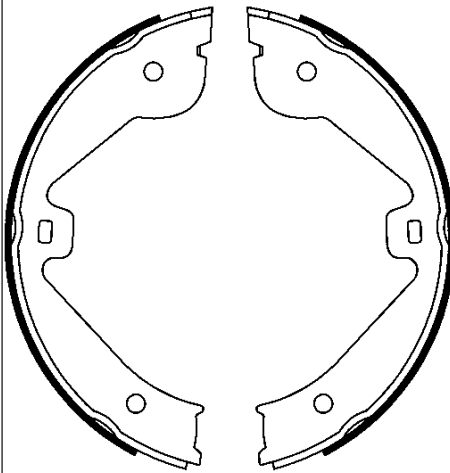
Artikelnummer des empfohlenen Zubehörs: 03.0137-9283.2

x 25

VOLVO

03.0137-0451.2

650451



Bremsbackensatz, Feststellbremse

Ø 210

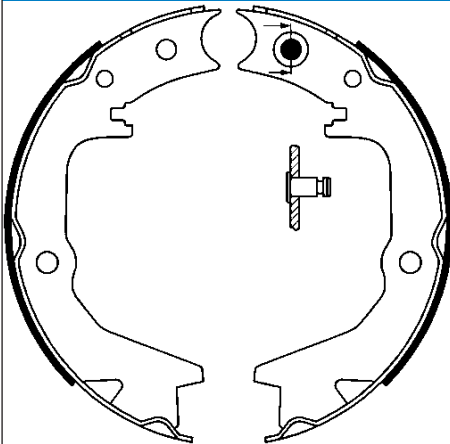
Artikelnummer des empfohlenen Zubehörs: 03.0137-9288.2 / 03.0137-9700.2 / 03.0137-9702.2

x 30

AUDI, LAND ROVER, MERCEDES-BENZ, PORSCHE, VW

03.0137-0452.2

650452



Bremsbackensatz, Feststellbremse

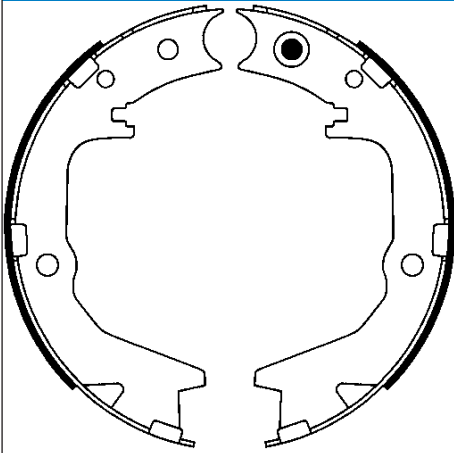
Ø 167

x 32

MITSUBISHI

03.0137-0453.2

650453



Bremsbackensatz, Feststellbremse

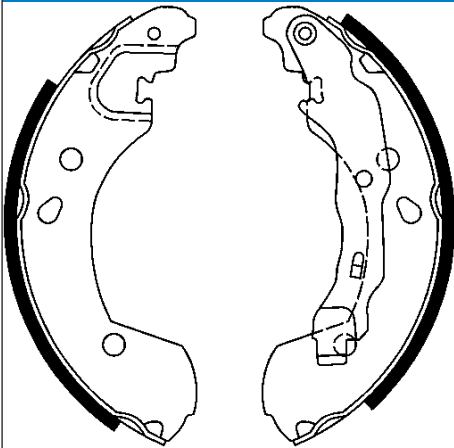
Ø 167

x 32

MITSUBISHI

03.0137-0454.2

650454



Bremsbackensatz

AP

Ø 203

+ HEB

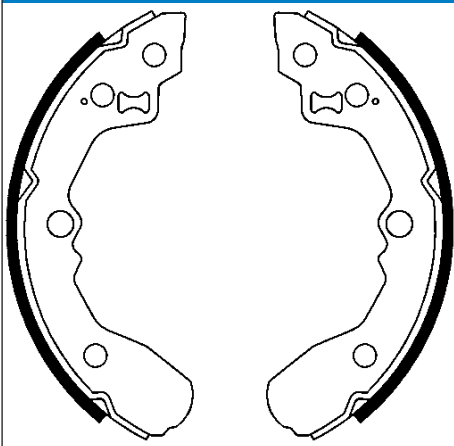
Artikelnummer des empfohlenen Zubehörs: 03.0137-9280.2

x 38

NISSAN, RENAULT

03.0137-0455.2

650455



Bremsbackensatz

Ø 200

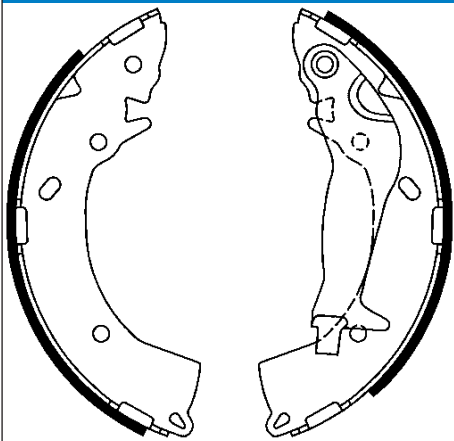
- HEB

x 31

KIA

03.0137-0456.2

650456



Bremsbackensatz

Ø 203

+ HEB

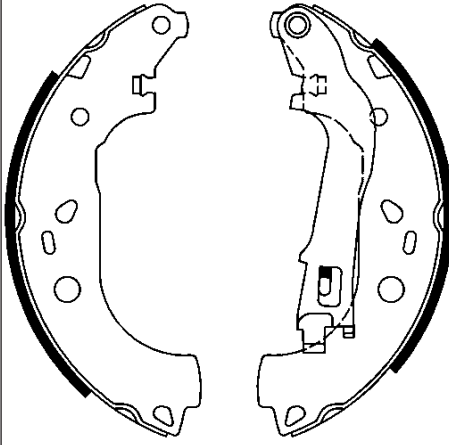
Artikelnummer des empfohlenen Zubehörs: 03.0137-9292.2 / 03.0137-9348.2

x 32

HYUNDAI

03.0137-0457.2

650457



Bremsbackensatz

AP

Ø 228

+ HEB

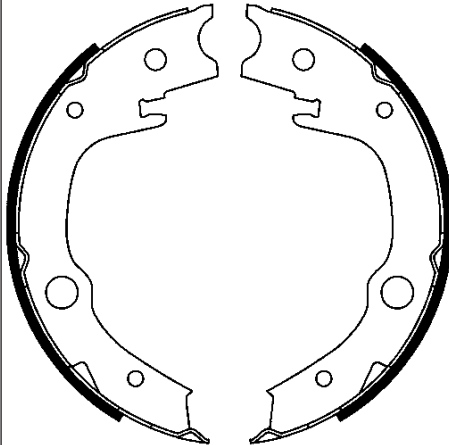
Artikelnummer des empfohlenen Zubehörs: 03.0137-9296.2 / 03.0137-9309.2

x 42

FIAT, LANCIA, OPEL, VAUXHALL

03.0137-0459.2

650459



Bremsbackensatz, Feststellbremse

Ø 172

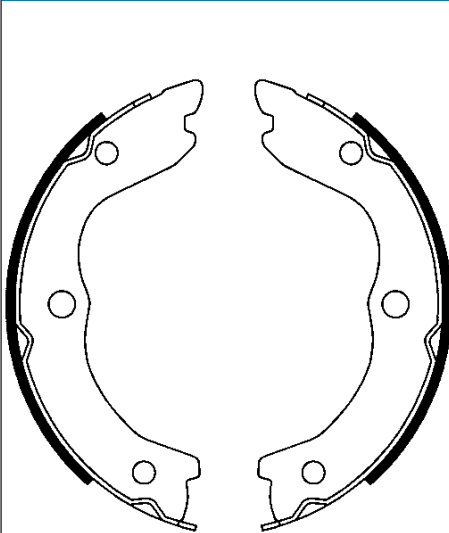
Artikelnummer des empfohlenen Zubehörs: 03.0137-9335.2

x 32

TOYOTA

03.0137-0460.2

650460



Bremsbackensatz, Feststellbremse

Ø 172

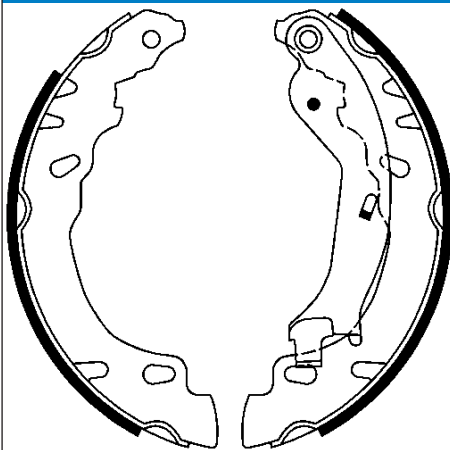
Artikelnummer des empfohlenen Zubehörs: 03.0137-9293.2

x 22

NISSAN

03.0137-0462.2

650462



Bremsbackensatz

BOS

Ø 180

+ HEB

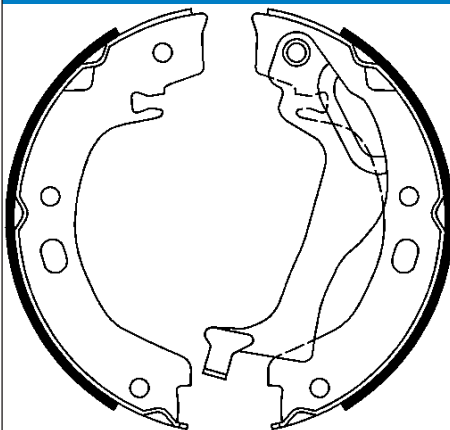
Artikelnummer des empfohlenen Zubehörs: 03.0137-9303.2

x 32

FIAT, FORD

03.0137-0464.2

650464



Bremsbackensatz, Feststellbremse

Ø 172

+ HEB

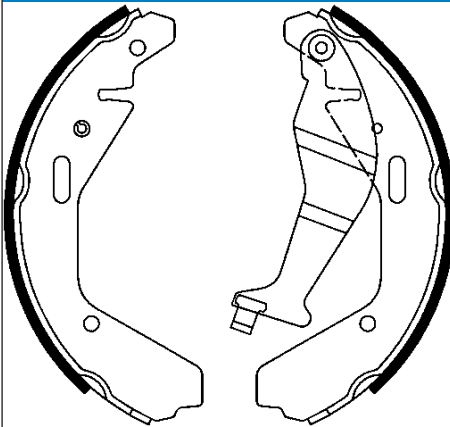
Artikelnummer des empfohlenen Zubehörs: 03.0137-9294.2

x 22

TOYOTA

03.0137-0465.2

650465



Bremsbackensatz

Ø 200

+ HEB

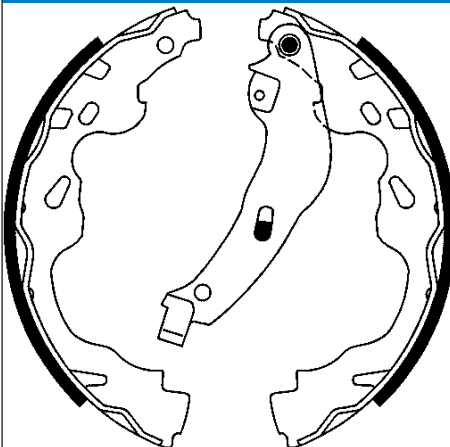
Artikelnummer des empfohlenen Zubehörs: 03.0137-9300.2

x 29

OPEL, SUBARU, SUZUKI, VAUXHALL

03.0137-0466.2

650466



Bremsbackensatz

BOS

Ø 200

+ HEB

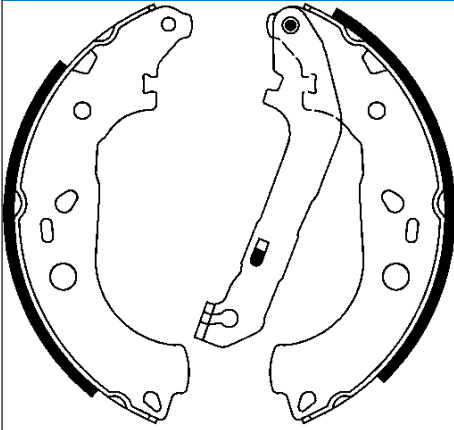
Artikelnummer des empfohlenen Zubehörs: 03.0137-9287.2

x 32

CITROËN, OPEL, PEUGEOT, SUZUKI, TOYOTA, VAUXHALL

03.0137-0467.2

650467



Bremsbackensatz

Ø 228

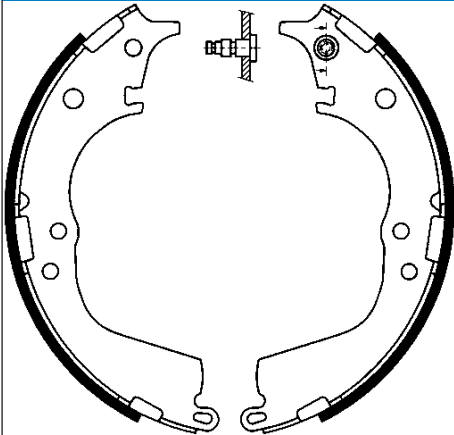
+ HEB

x 42

FORD

03.0137-0468.2

650468



Bremsbackensatz

Ø 270

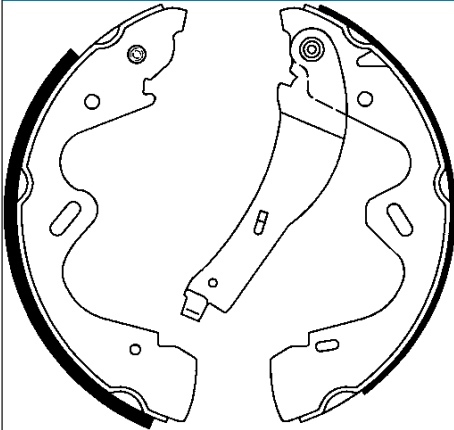
- HEB

x 55

TOYOTA

03.0137-0469.2

650469



Bremsbackensatz

Ø 280

+ HEB

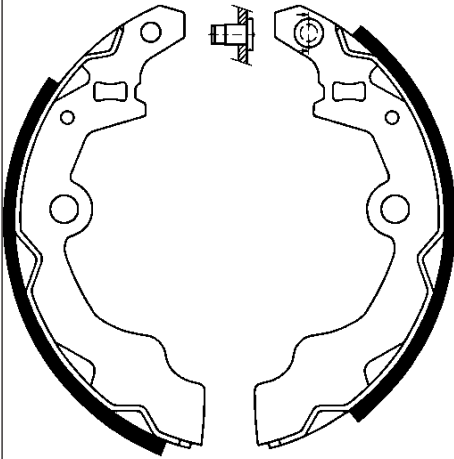
Artikelnummer des empfohlenen Zubehörs: 03.0137-9268.2

x 65

NISSAN

03.0137-0470.2

650470



Bremsbackensatz

Ø 180

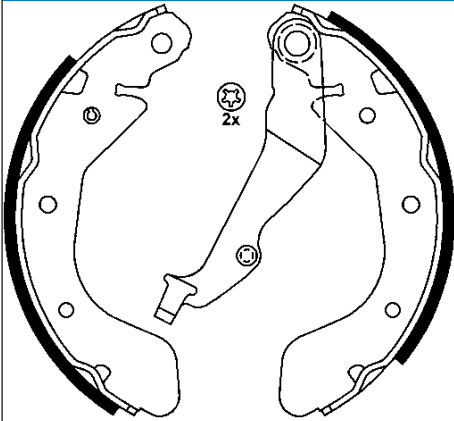
- HEB

x 31

SUZUKI

03.0137-0472.2

650472



Bremsbackensatz

Ø 200

+ HEB

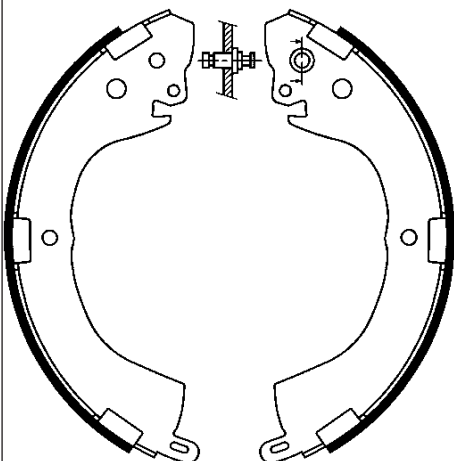
Artikelnummer des empfohlenen Zubehörs: 03.0137-9167.2 / 03.0137-9314.2

x 36

CHEVROLET, DAEWOO

03.0137-0474.2

650474



Bremsbackensatz

Ø 270

- HEB

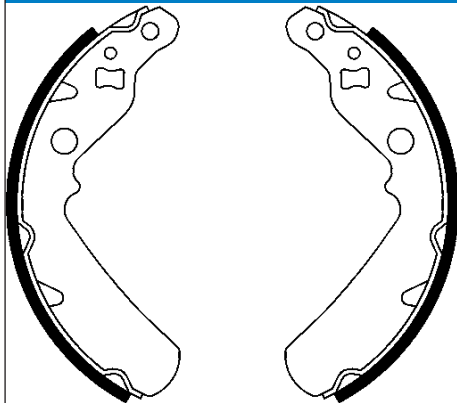
Artikelnummer des empfohlenen Zubehörs: 03.0137-9291.2

x 52

MITSUBISHI

03.0137-0475.2

650475



Bremsbackensatz

Ø 165

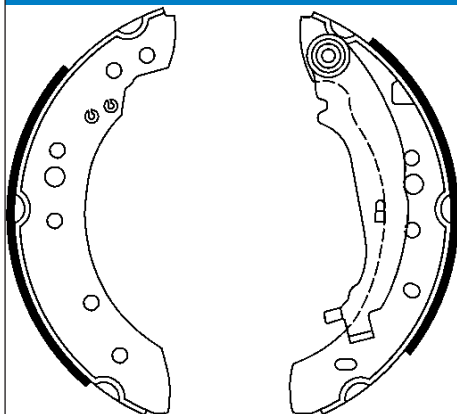
- HEB

x 26

DAIHATSU

03.0137-0477.2

650477



Bremsbackensatz

Ø 203

+ HEB

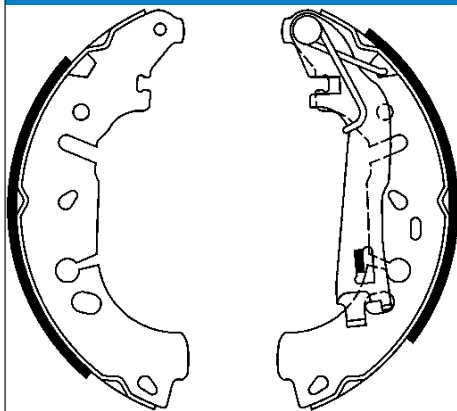
Artikelnummer des empfohlenen Zubehörs: 03.0137-9347.2

x 38

mitsubishi, SMART

03.0137-0478.2

650478



Bremsbackensatz

AP

Ø 228

+ HEB

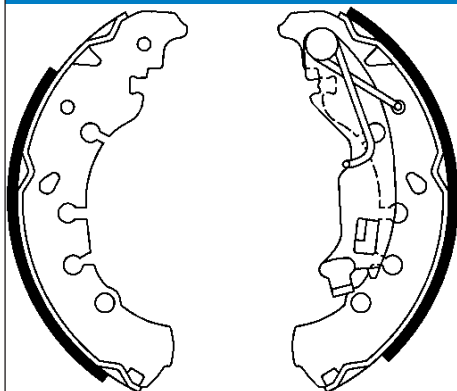
Artikelnummer des empfohlenen Zubehörs: 03.0137-9309.2

x 42

FIAT, OPEL, VAUXHALL

03.0137-0479.2

650479



Bremsbackensatz

AP

Ø 203

+ HEB

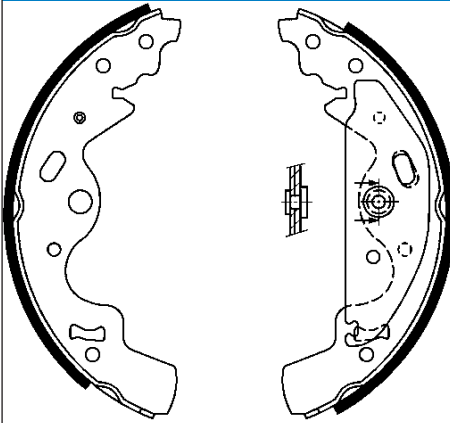
Artikelnummer des empfohlenen Zubehörs: 03.0137-9310.2

x 38

CHRYSLER, CITROËN, DAIHATSU, FIAT, LANCIA, OPEL, PEUGEOT, PIAGGIO, VAUXHALL

03.0137-0480.2

650480



Bremsbackensatz

Ø 254

+ HEB

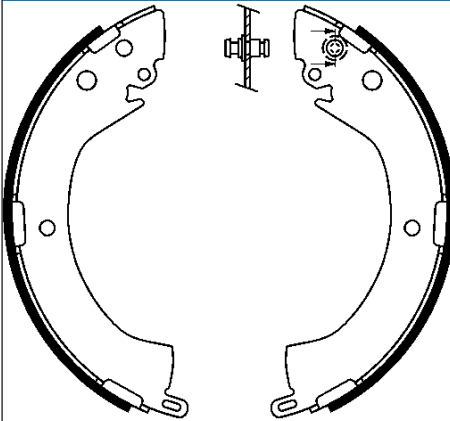
Artikelnummer des empfohlenen Zubehörs: 03.0137-9282.2

x 45

LAND ROVER

03.0137-0482.2

650482



Bremsbackensatz

Ø 254

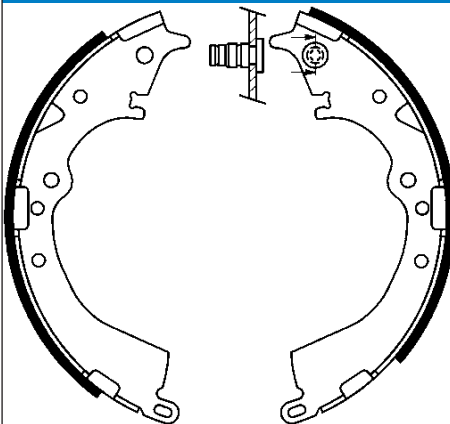
- HEB

x 52

MITSUBISHI

03.0137-0483.2

650483



Bremsbackensatz

Ø 254

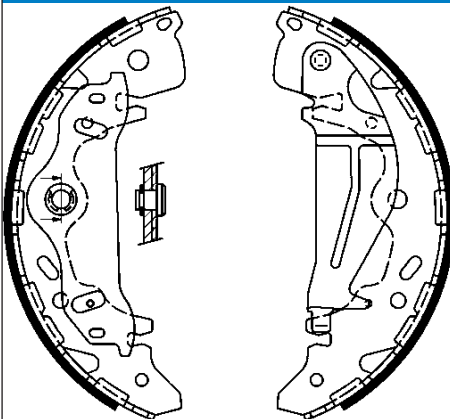
- HEB

x 51

TOYOTA

03.0137-0484.2

650484



Bremsbackensatz

Ø 295

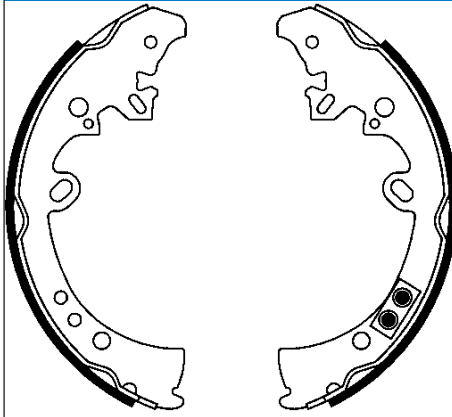
+ HEB

x 53

KIA

03.0137-0485.2

650485



Bremsbackensatz

Ø 295

- HEB

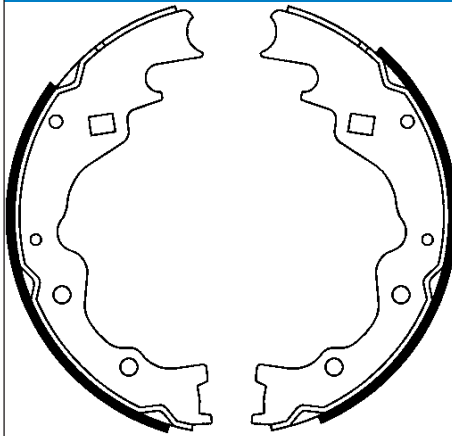
Artikelnummer des empfohlenen Zubehörs: 03.0137-9345.2

x 62

TOYOTA

03.0137-0486.2

650486



Bremsbackensatz

Ø 260

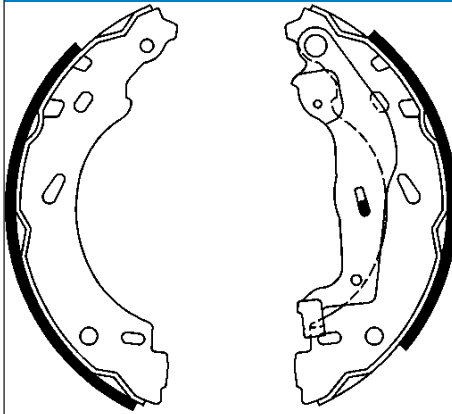
- HEB

x 51

KIA, MAZDA

03.0137-0487.2

650487



Bremsbackensatz

Ø 203

+ HEB

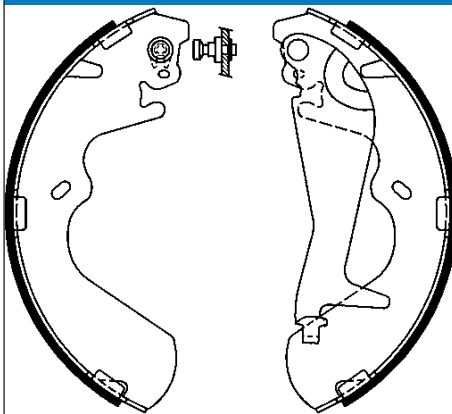
Artikelnummer des empfohlenen Zubehörs: 03.0137-9308.2

x 32

SMART

03.0137-0488.2

650488



Bremsbackensatz

Ø 270

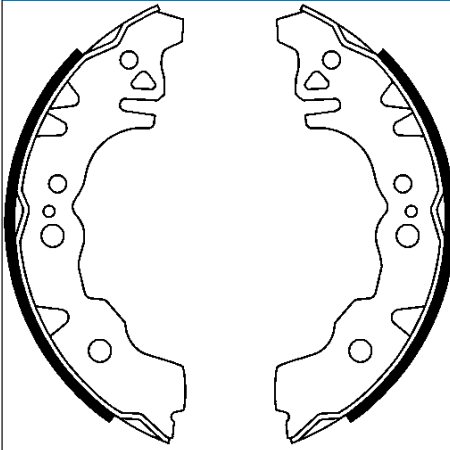
+ HEB

x 53

HYUNDAI

03.0137-0489.2

650489



Bremsbackensatz

Ø 180

- HEB

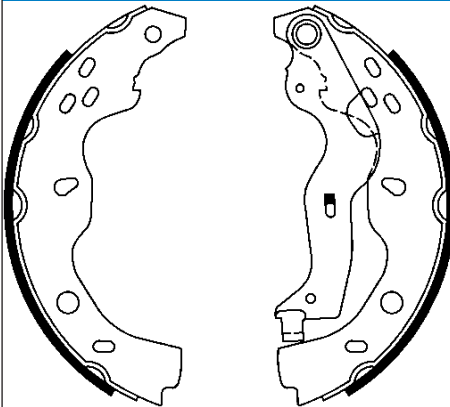
Artikelnummer des empfohlenen Zubehörs: 03.0137-9353.2

x 28

DAIHATSU, SUBARU

03.0137-0490.2

650490



Bremsbackensatz

BOS

Ø 220

+ HEB

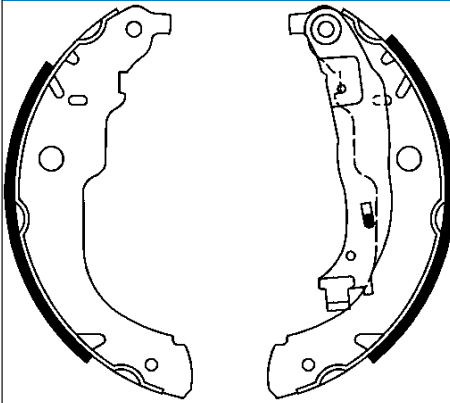
Artikelnummer des empfohlenen Zubehörs: 03.0137-9319.2

x 35

FIAT, SUZUKI

03.0137-0491.2

650491



Bremsbackensatz

Ø 228

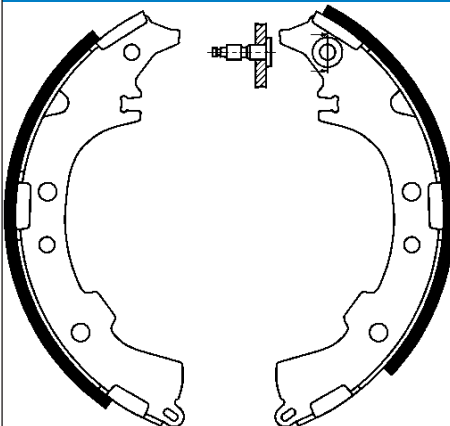
+ HEB

x 42

CITROËN, DS, PEUGEOT

03.0137-0492.2

650492



Bremsbackensatz

Ø 228

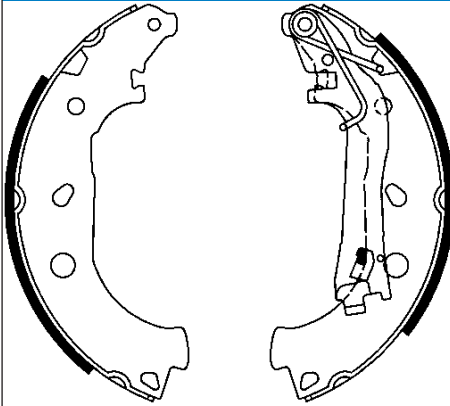
- HEB

x 42

DAIHATSU

03.0137-0493.2

650493



Bremsbackensatz

AP

Ø 228

+ HEB

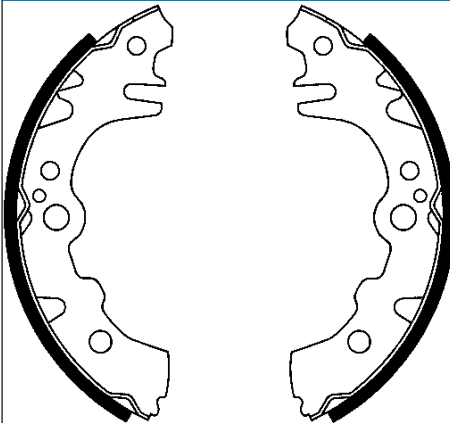
Artikelnummer des empfohlenen Zubehörs: 03.0137-9309.2

x 42

CITROËN, FIAT, PEUGEOT

03.0137-0494.2

650494



Bremsbackensatz

Ø 165

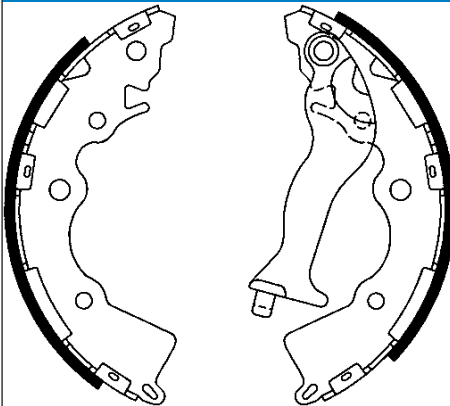
- HEB

x 28

DAIHATSU

03.0137-0495.2

650495



Bremsbackensatz

Ø 203

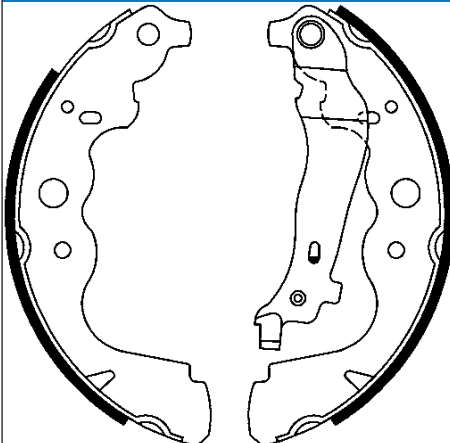
+ HEB

x 32

HYUNDAI, KIA

03.0137-0496.2

650496



Bremsbackensatz

BDX

Ø 228

+ HEB

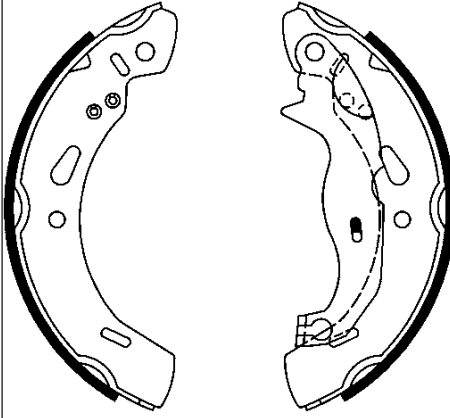
Artikelnummer des empfohlenen Zubehörs: 03.0137-9228.2

x 42

DACIA, MERCEDES-BENZ, RENAULT

03.0137-0497.2

650497



Bremsbackensatz

Ø 200

+ HEB

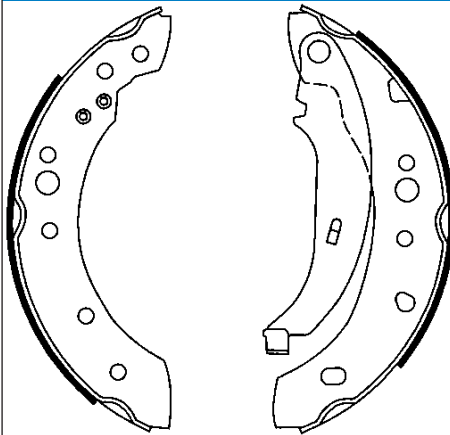
Artikelnummer des empfohlenen Zubehörs: 03.0137-9304.2

x 32

FORD

03.0137-0498.2

650498



Bremsbackensatz

TRW

Ø 203

+ HEB

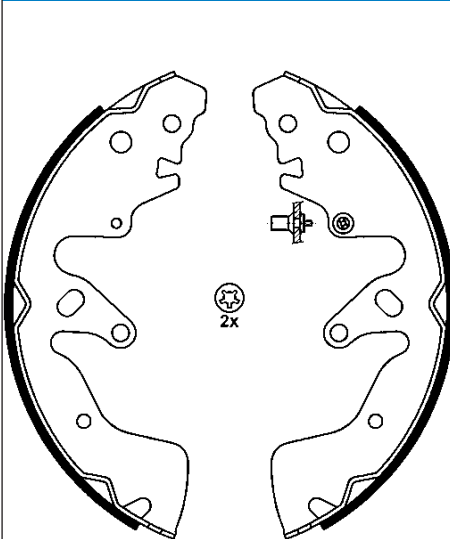
Artikelnummer des empfohlenen Zubehörs: 03.0137-9278.2

x 38

RENAULT

03.0137-0499.2

650499



Bremsbackensatz

Ø 254

- HEB

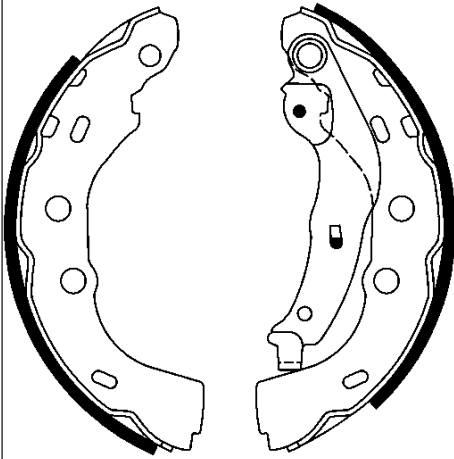
Artikelnummer des empfohlenen Zubehörs: 03.0137-9289.2

x 41

SUZUKI

03.0137-0500.2

650500



Bremsbackensatz

BOS

Ø 200

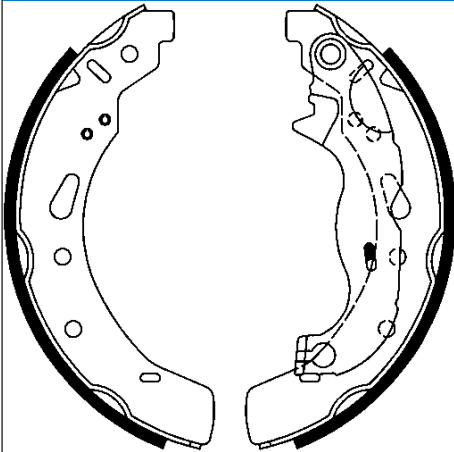
+ HEB

x 32

SUBARU, SUZUKI

03.0137-0501.2

650501



Bremsbackensatz

TRW

Ø 200

+ HEB

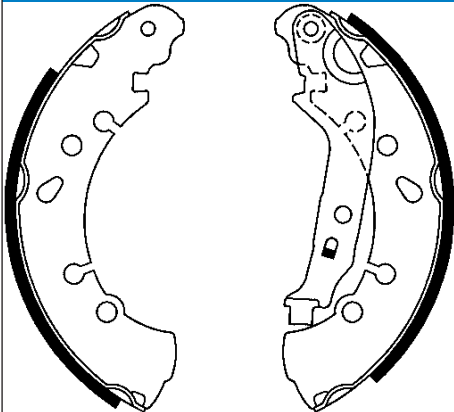
Artikelnummer des empfohlenen Zubehörs: 03.0137-9306.2

x 32

MAZDA

03.0137-0502.2

650502



Bremsbackensatz

Ø 203

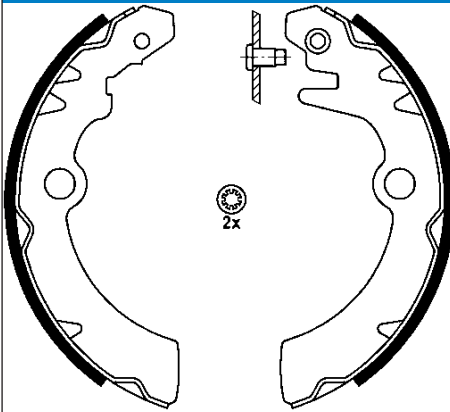
+ HEB

x 38

DAIHATSU, TOYOTA

03.0137-0503.2

650503



Bremsbackensatz

Ø 180

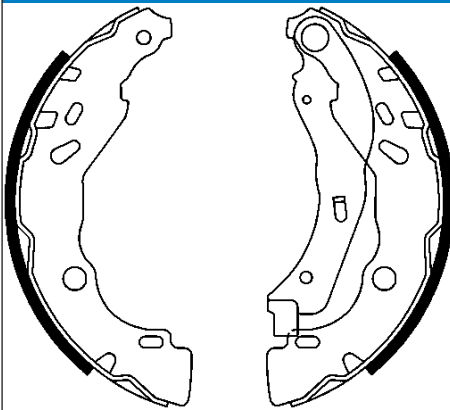
- HEB

x 26

NISSAN, SUZUKI

03.0137-0504.2

650504



Bremsbackensatz

BOS

Ø 203

+ HEB

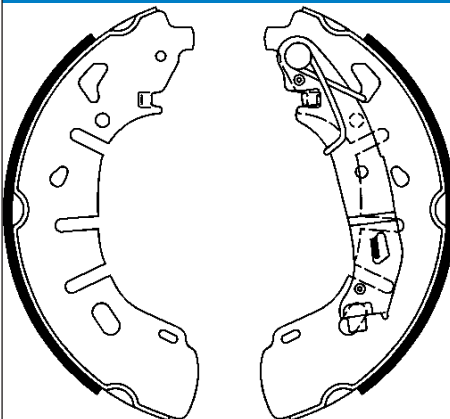
Artikelnummer des empfohlenen Zubehörs: 03.0137-9281.2

x 39

CITROËN, DS, PEUGEOT

03.0137-0505.2

650505



Bremsbackensatz

AP

Ø 254

+ HEB

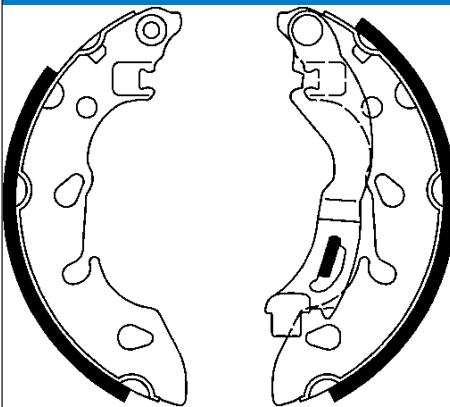
Artikelnummer des empfohlenen Zubehörs: 03.0137-9309.2

x 57

FIAT, OPEL, VAUXHALL

03.0137-0506.2

650506



Bremsbackensatz

Ø 180

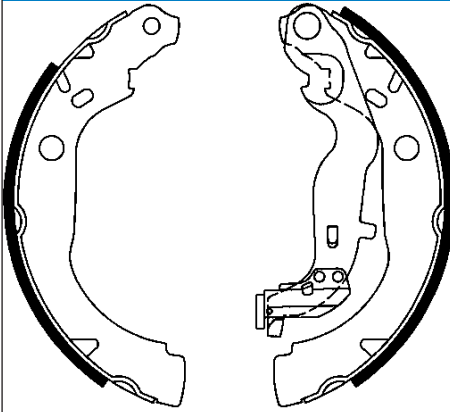
+ HEB

x 32

FIAT, FORD

03.0137-0507.2

650507



Bremsbackensatz

Ø 228

+ HEB

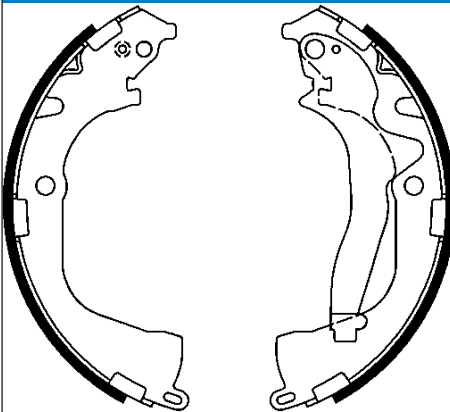
Artikelnummer des empfohlenen Zubehörs: 03.0137-9312.2

x 42

DACIA, RENAULT

03.0137-0508.2

650508



Bremsbackensatz

Ø 294

+ HEB

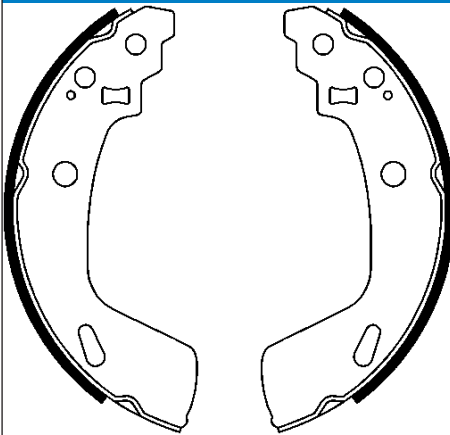
Artikelnummer des empfohlenen Zubehörs: 03.0137-9320.2

x 57

VW

03.0137-0509.2

650509



Bremsbackensatz

Ø 200

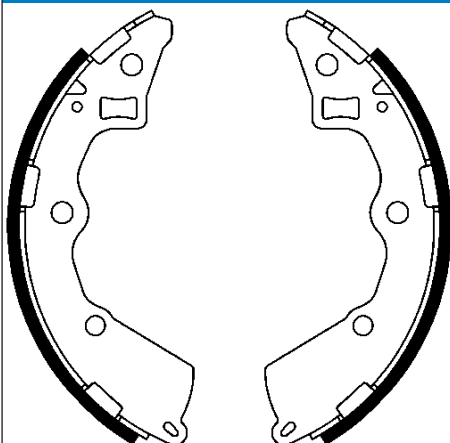
+ HEB

x 26

SUZUKI

03.0137-0511.2

650511



Bremsbackensatz

Ø 180

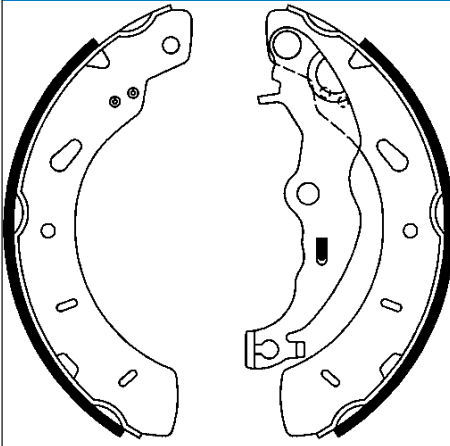
- HEB

x 32

KIA

03.0137-0512.2

650512



Bremsbackensatz

Ø 228

+ HEB

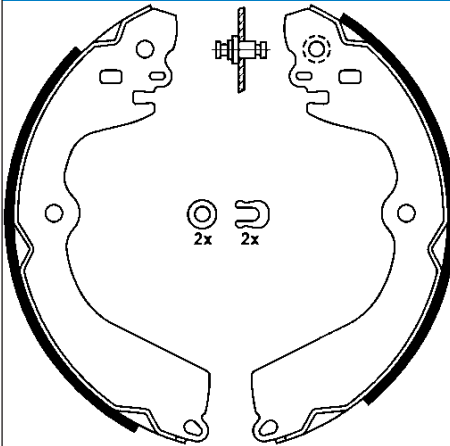
Artikelnummer des empfohlenen Zubehörs: 03.0137-9313.2

x 42

FORD

03.0137-0513.2

650513



Bremsbackensatz

Ø 229

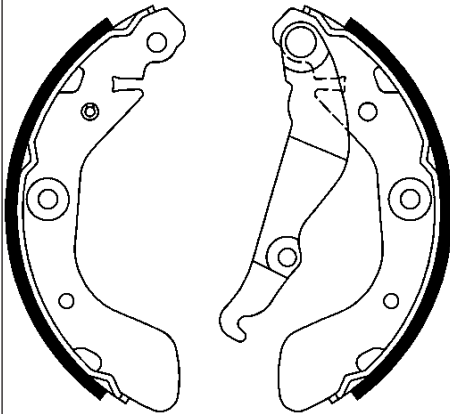
Artikelnummer des empfohlenen Zubehörs: 03.0137-9352.2

x 37

NISSAN

03.0137-0514.2

650514



Bremsbackensatz

Ø 200

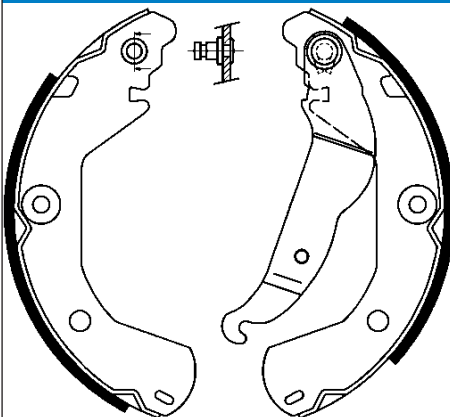
+ HEB

x 36

CHEVROLET

03.0137-0515.2

650515



Bremsbackensatz

+ HEB

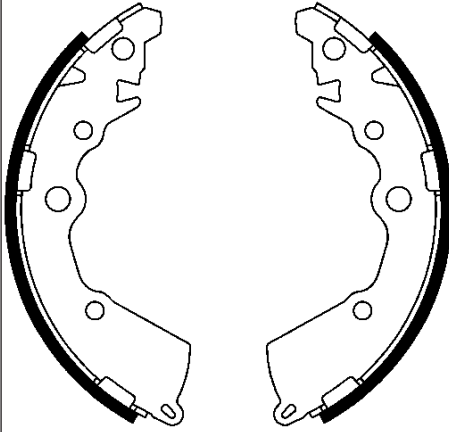
Ø 230

x 41

CHEVROLET

03.0137-0516.2

650516



Bremsbackensatz

Ø 180

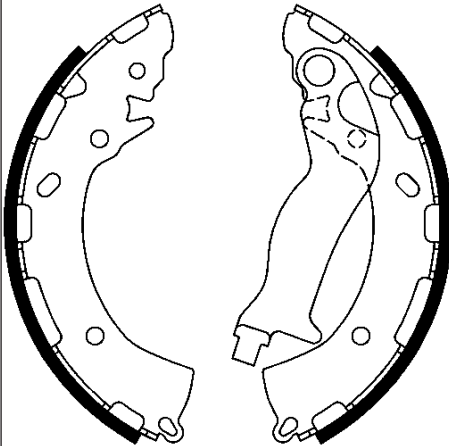
Artikelnummer des empfohlenen Zubehörs: 03.0137-9349.2

x 27

KIA

03.0137-0517.2

650517



Bremsbackensatz

Ø 203

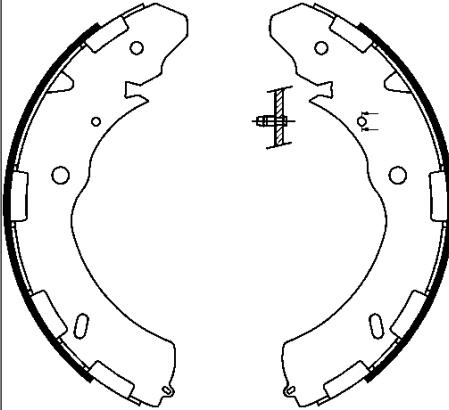
+ HEB

x 31

HYUNDAI, KIA

03.0137-0518.2

650518



Bremsbackensatz

Ø 295

- HEB

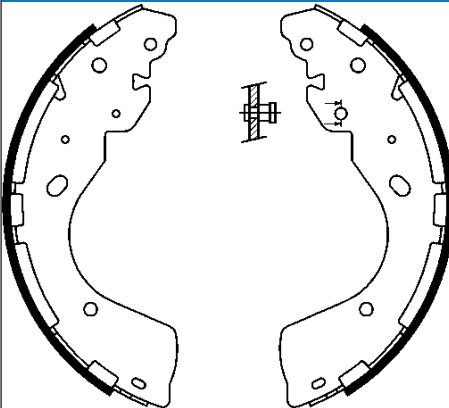
Artikelnummer des empfohlenen Zubehörs: 03.0137-9346.2

x 51

FIAT, MITSUBISHI

03.0137-0519.2

650519



Bremsbackensatz

Ø 294

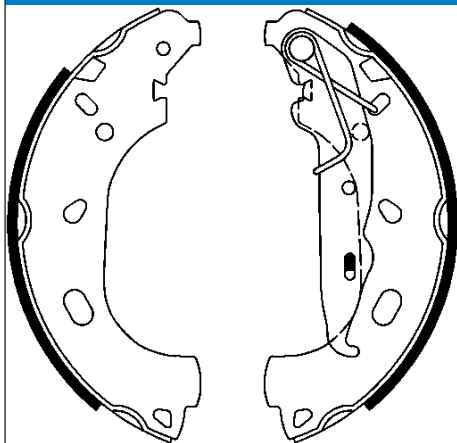
- HEB

x 56

FORD, NISSAN, RENAULT

03.0137-0520.2

650520



Bremsbackensatz

AP

Ø 230

+ HEB

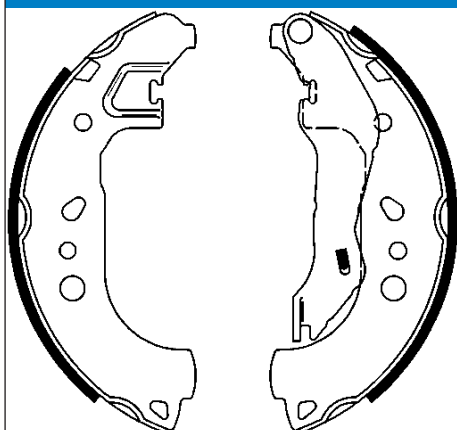
Artikelnummer des empfohlenen Zubehörs: 03.0137-9309.2

x 43

OPEL, VAUXHALL

03.0137-0521.2

650521



Bremsbackensatz

AP

Ø 228

- HEB

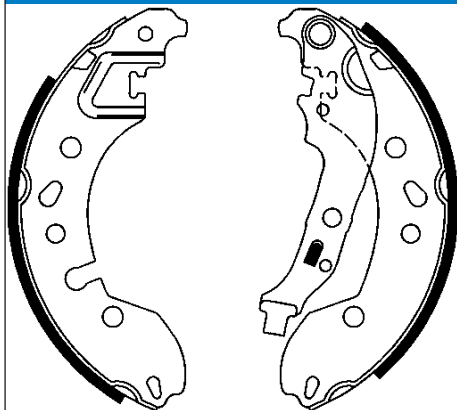
Artikelnummer des empfohlenen Zubehörs: 03.0137-9309.2

x 33

SEAT, SKODA

03.0137-0522.2

650522



Bremsbackensatz

Ø 203

+ HEB

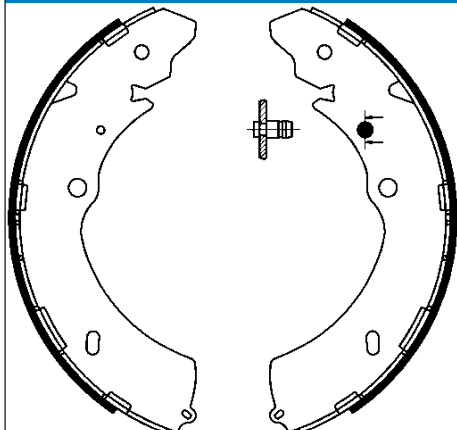
Artikelnummer des empfohlenen Zubehörs: 03.0137-9317.2

x 38

RENAULT, SMART

03.0137-0523.2

650523



Bremsbackensatz

- HEB

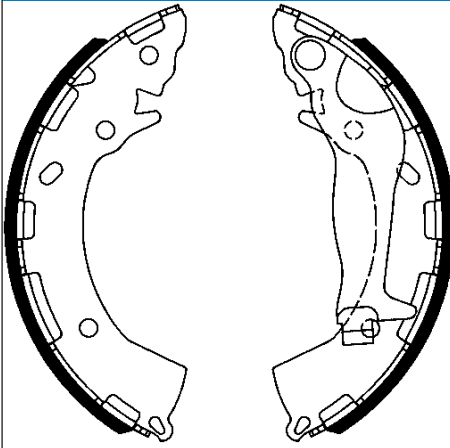
Ø 295

x 46

ISUZU

03.0137-0524.2

650524



Bremsbackensatz

Ø 203

+ HEB

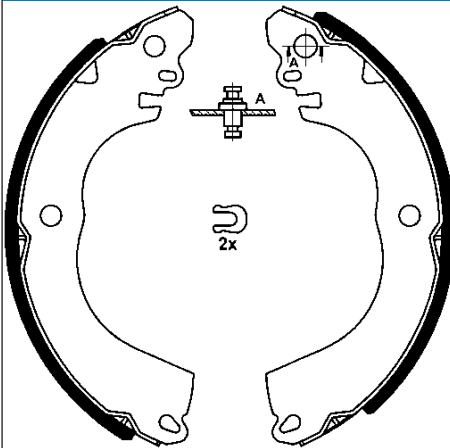
Artikelnummer des empfohlenen Zubehörs: 03.0137-9348.2

x 31

HYUNDAI

03.0137-0525.2

650525



Bremsbackensatz

Ø 203

- HEB

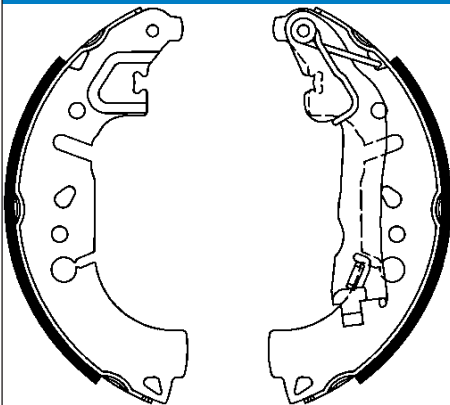
Artikelnummer des empfohlenen Zubehörs: 03.0137-9352.2

x 32

CITROËN, MITSUBISHI, PEUGEOT

03.0137-0526.2

650526



Bremsbackensatz

AP

Ø 229

+ HEB

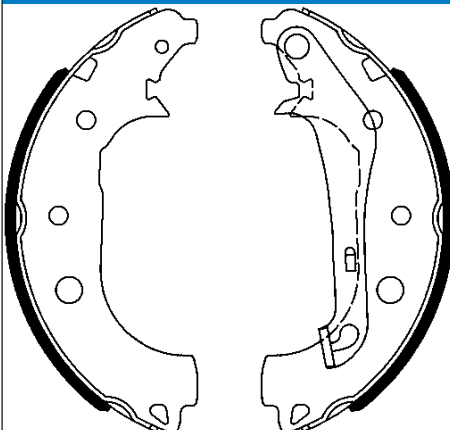
Artikelnummer des empfohlenen Zubehörs: 03.0137-9309.2

x 43

FIAT

03.0137-0527.2

650527



Bremsbackensatz

Ø 228

+ HEB

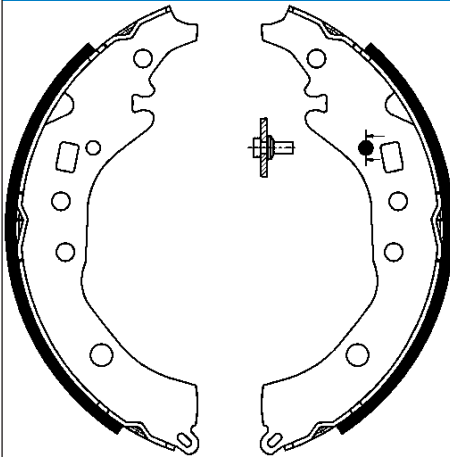
Artikelnummer des empfohlenen Zubehörs: 03.0137-9322.2

x 43

FORD

03.0137-0528.2

650528



Bremsbackensatz

Ø 228

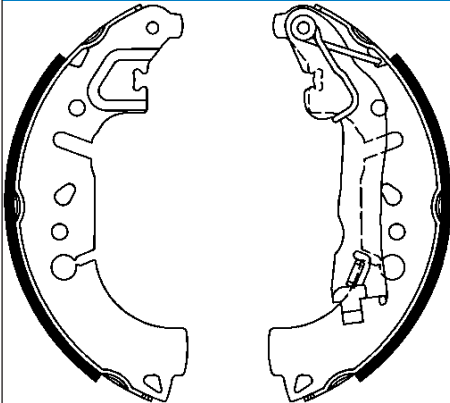
- HEB

x 37

TOYOTA

03.0137-0529.2

650526



Bremsbackensatz

Ø 200

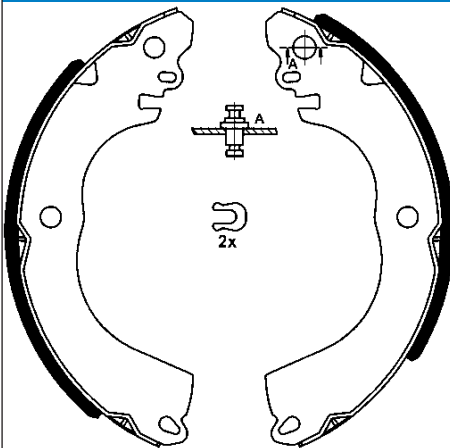
- HEB

x 32

SUZUKI

03.0137-0530.2

650530



Bremsbackensatz

Ø 203

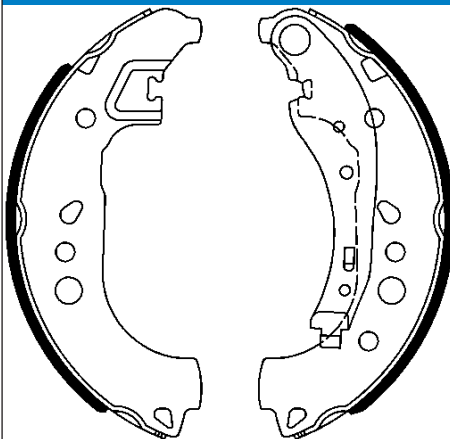
- HEB

x 32

MITSUBISHI

03.0137-0531.2

650531



Bremsbackensatz

Ø 228

+ HEB

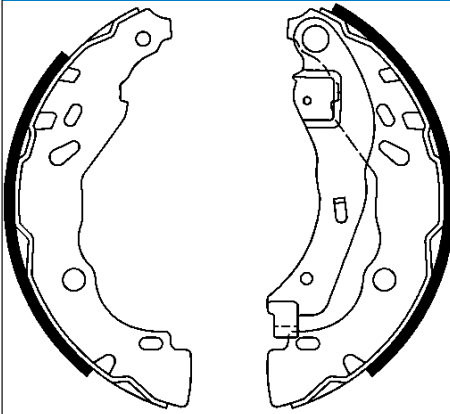
Artikelnummer des empfohlenen Zubehörs: 03.0137-9309.2

x 42

RENAULT, SMART

03.0137-0532.2

650532



Bremsbackensatz

BOS

Ø 203

+ HEB

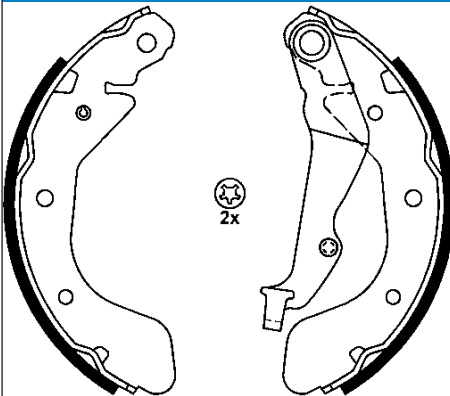
Artikelnummer des empfohlenen Zubehörs: 03.0137-9274.2

x 39

DACIA, RENAULT

03.0137-0533.2

650533



Bremsbackensatz

Ø 200

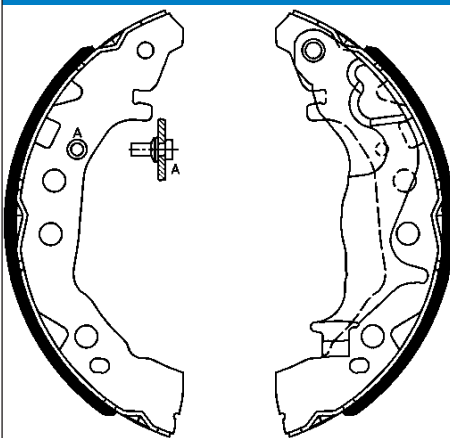
+ HEB

x 36

OPEL, VAUXHALL

03.0137-0534.2

650534



Bremsbackensatz

Ø 180

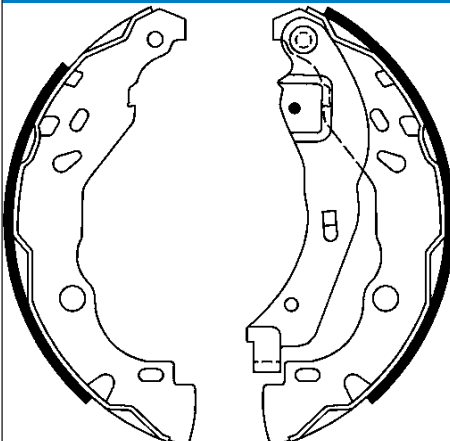
+ HEB

x 28

SUZUKI

03.0137-0536.2

650536



Bremsbackensatz

Ø 203

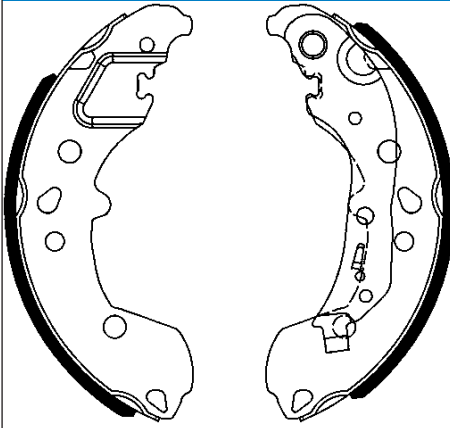
+ HEB

x 39

NISSAN

03.0137-0539.2

650539



Bremsbackensatz

+ HEB

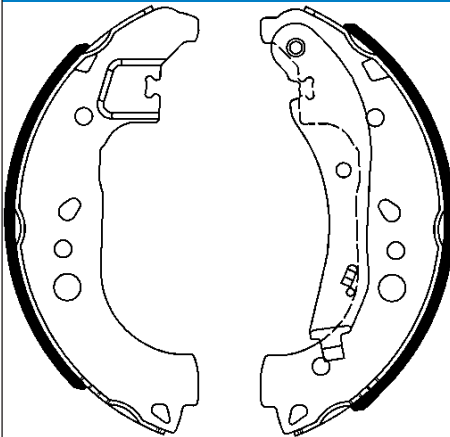
Ø 203

x 38

SEAT, SKODA, VW

03.0137-0540.2

650540



Bremsbackensatz

+ HEB

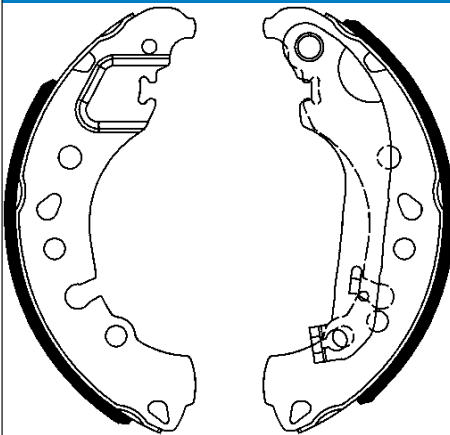
Ø 228

x 42

AUDI, SEAT, SKODA, VW

03.0137-0541.2

650541



Bremsbackensatz

+ HEB

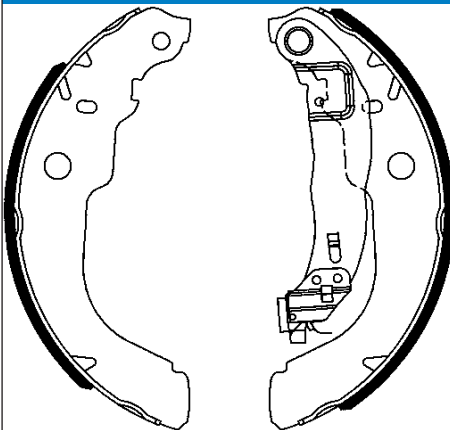
Ø 203

x 38

FORD

03.0137-0542.2

650542



Bremsbackensatz

+ HEB

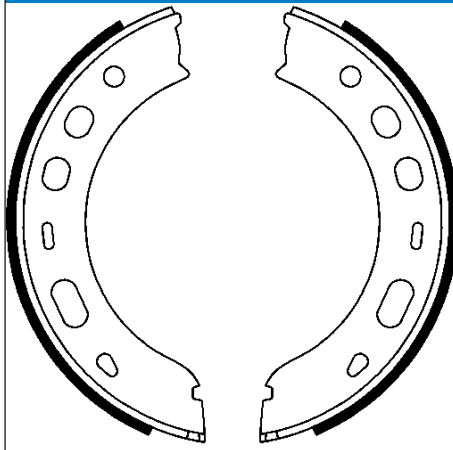
Ø 228

x 42

CITROËN, PEUGEOT

03.0137-3002.2

653002



Bremsbackensatz, Feststellbremse

Ø 180

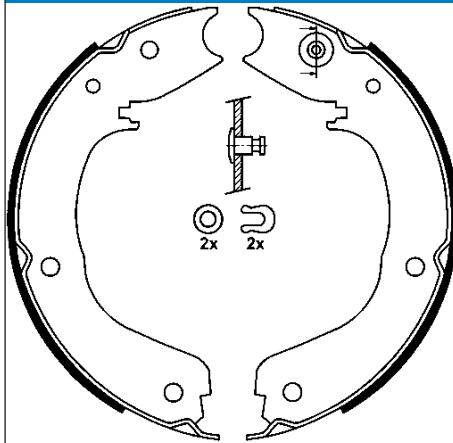
- HEB

x 25

PORSCHE

03.0137-3003.2

653003



Bremsbackensatz, Feststellbremse

Ø 198

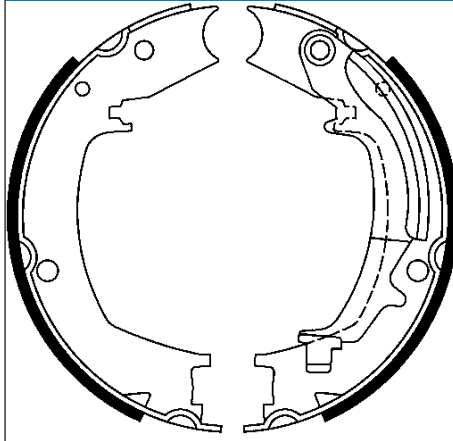
- HEB

x 34

MITSUBISHI

03.0137-3004.2

653004



Bremsbackensatz, Feststellbremse

Ø 190

+ HEB

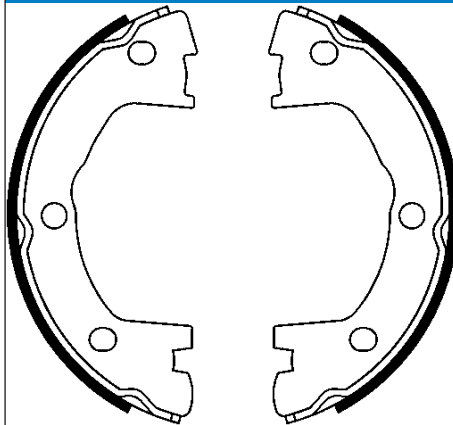
Artikelnummer des empfohlenen Zubehörs: 03.0137-9330.2

x 40

HYUNDAI, KIA

03.0137-3005.2

653005



Bremsbackensatz, Feststellbremse

Ø 172

- HEB

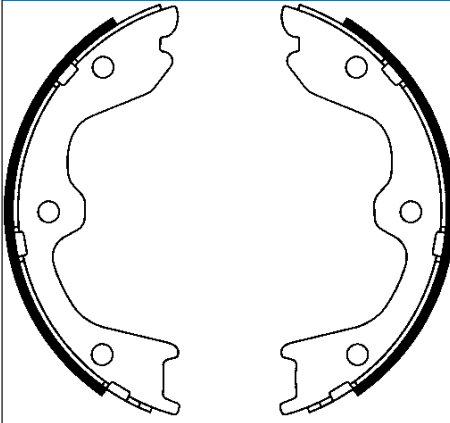
Artikelnummer des empfohlenen Zubehörs: 03.0137-9344.2

x 42

IVECO

03.0137-3006.2

653006



Bremsbackensatz, Feststellbremse

Ø 172

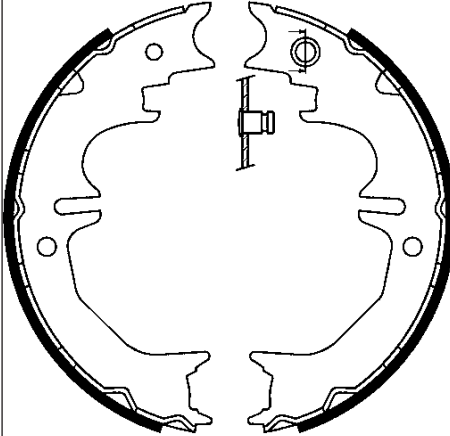
- HEB

x 32

INFINITI, NISSAN

03.0137-3007.2

653007



Bremsbackensatz, Feststellbremse

Ø 209

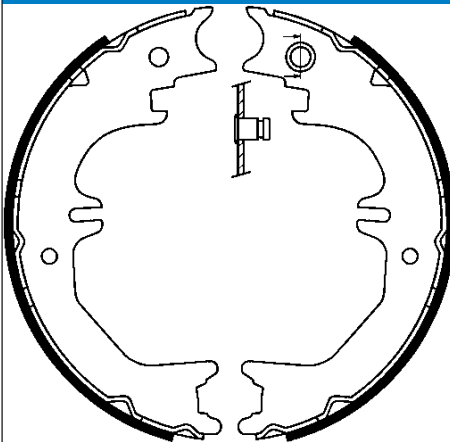
- HEB

x 45

LEXUS, TOYOTA

03.0137-3008.2

653008



Bremsbackensatz, Feststellbremse

Ø 230

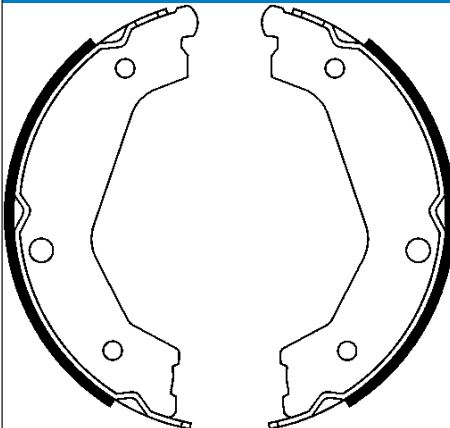
- HEB

x 45

LEXUS, TOYOTA

03.0137-3009.2

653009



Bremsbackensatz, Feststellbremse

Ø 190

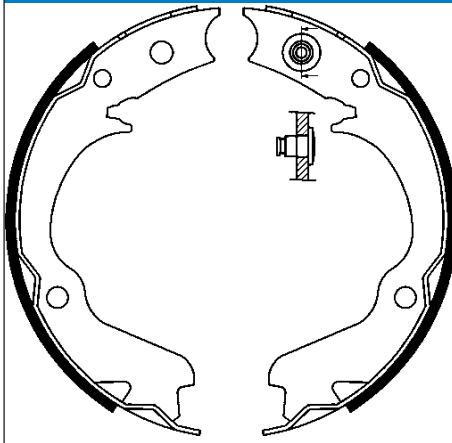
- HEB

x 40

KIA

03.0137-3010.2

653010



Bremsbackensatz, Feststellbremse

Ø 170

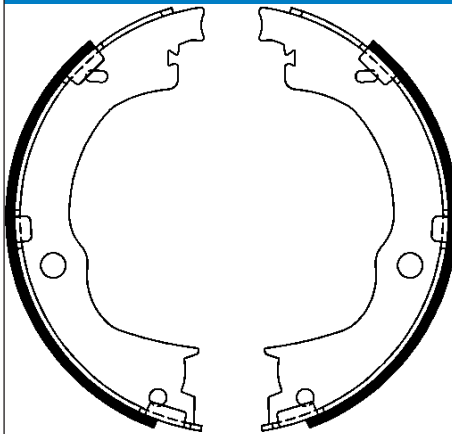
- HEB

x 32

SUBARU

03.0137-3011.2

653011



Bremsbackensatz, Feststellbremse

Ø 188

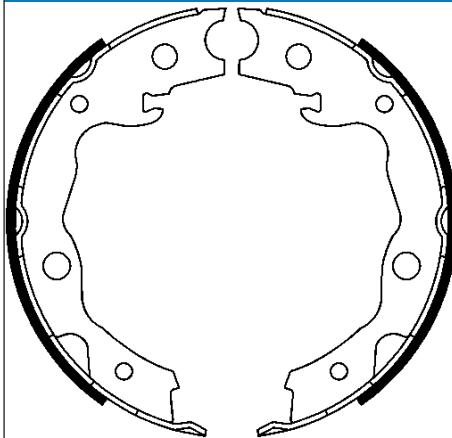
- HEB

x 26

CHEVROLET, OPEL, VAUXHALL

03.0137-3012.2

653012



Bremsbackensatz, Feststellbremse

Ø 172

- HEB

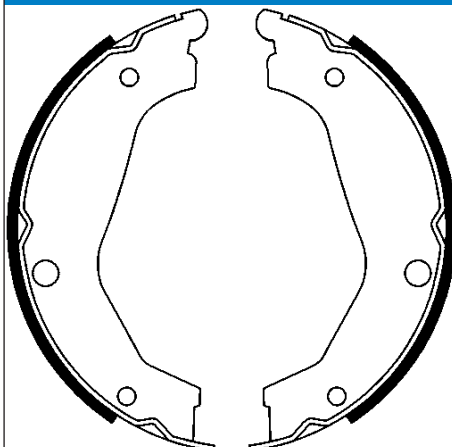
Artikelnummer des empfohlenen Zubehörs: 03.0137-9335.2

x 32

LEXUS, NISSAN, RENAULT, TOYOTA

03.0137-3014.2

653014



Bremsbackensatz, Feststellbremse

Ø 190

- HEB

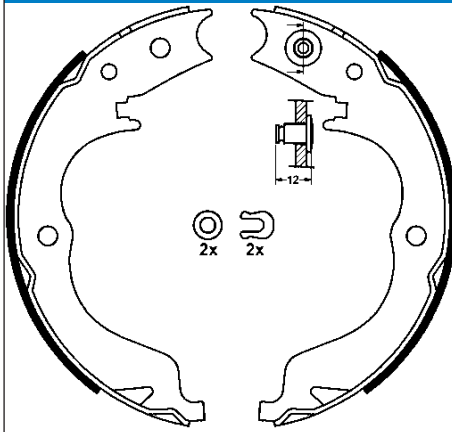
Artikelnummer des empfohlenen Zubehörs: 03.0137-9332.2

x 40

HYUNDAI

03.0137-3015.2

653015



Bremsbackensatz, Feststellbremse

Ø 190

- HEB

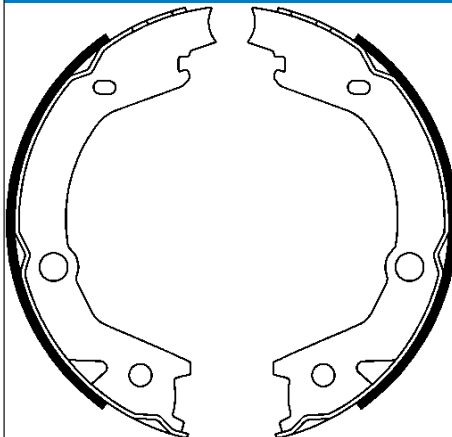
Artikelnummer des empfohlenen Zubehörs: 03.0137-9307.2

x 32

CITROËN, MITSUBISHI, PEUGEOT, SUBARU

03.0137-3016.2

653016



Bremsbackensatz, Feststellbremse

Ø 167

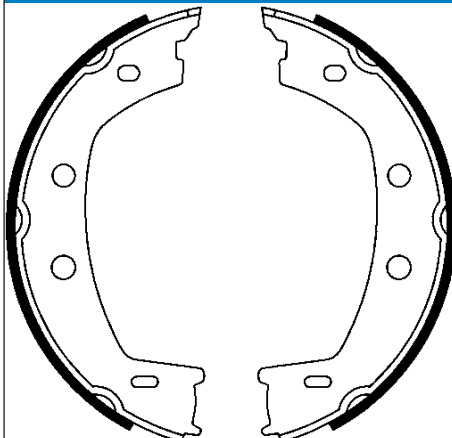
- HEB

x 27

HYUNDAI, KIA

03.0137-3017.2

653017



Bremsbackensatz, Feststellbremse

Ø 185

- HEB

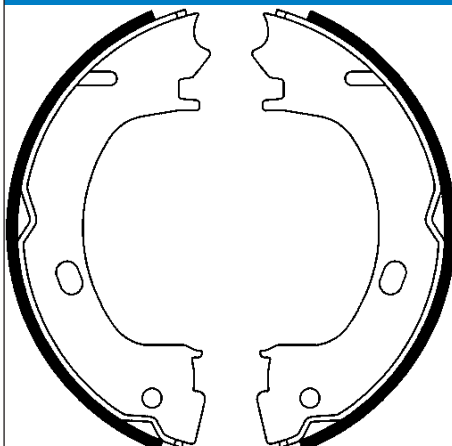
Artikelnummer des empfohlenen Zubehörs: 03.0137-9350.2

x 30

LAND ROVER

03.0137-3018.2

653018



Bremsbackensatz, Feststellbremse

Ø 172

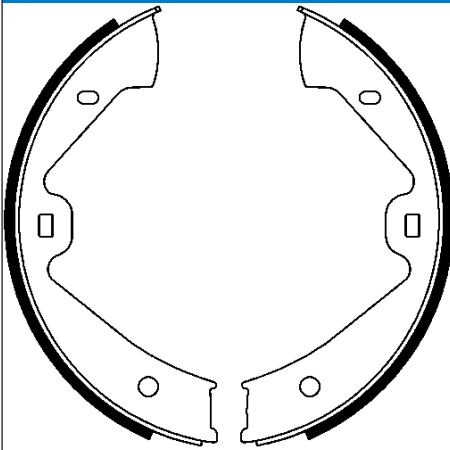
- HEB

x 22

CHRYSLER

03.0137-3019.2

653019



Bremsbackensatz, Feststellbremse

Ø 210

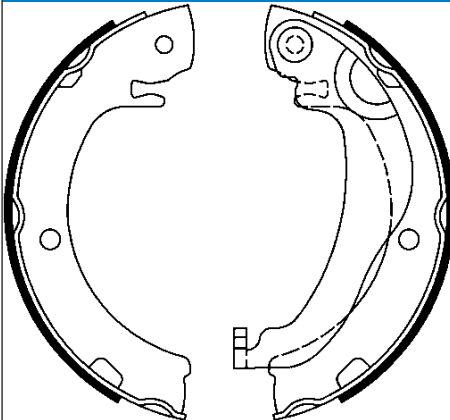
- HEB

x 30

PORSCHE, VW

03.0137-3020.2

653020



Bremsbackensatz, Feststellbremse

Ø 180

+ HEB

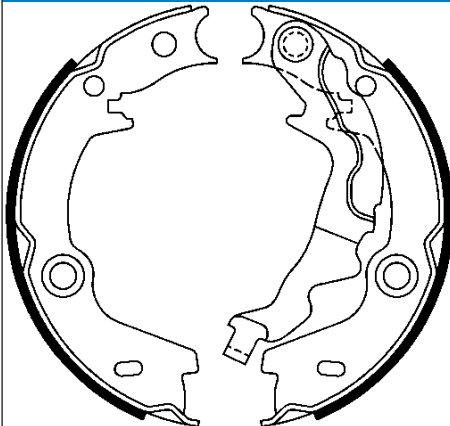
Artikelnummer des empfohlenen Zubehörs: 03.0137-9336.2

x 32

TOYOTA

03.0137-3022.2

653022



Bremsbackensatz, Feststellbremse

Ø 170

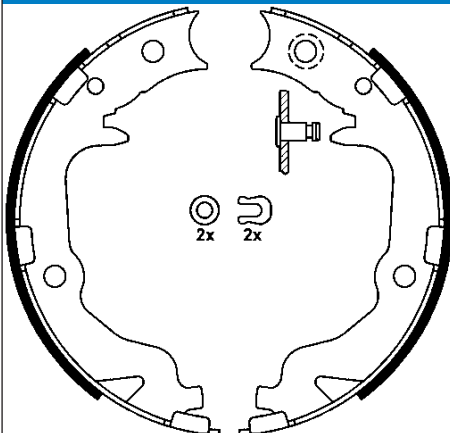
+ HEB

x 32

HYUNDAI, KIA

03.0137-3023.2

653023



Bremsbackensatz, Feststellbremse

Ø 170

- HEB

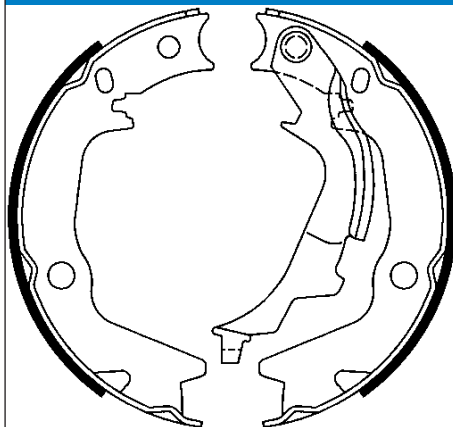
Artikelnummer des empfohlenen Zubehörs: 03.0137-9307.2

x 32

CHRYSLER, CITROËN, JEEP, LANCIA, MITSUBISHI, PEUGEOT

03.0137-3024.2

653024



Bremsbackensatz, Feststellbremse

Ø 170

+ HEB

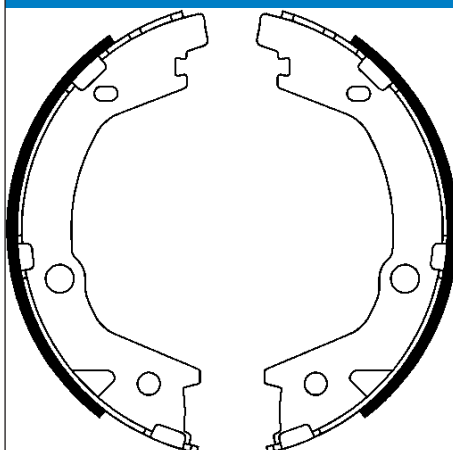
Artikelnummer des empfohlenen Zubehörs: 03.0137-9326.2

x 32

HYUNDAI, KIA

03.0137-3025.2

653025



Bremsbackensatz, Feststellbremse

Ø 170

- HEB

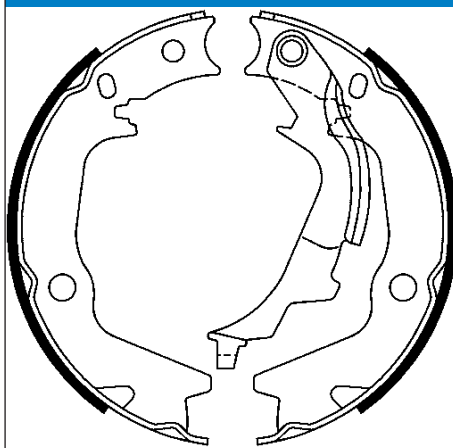
Artikelnummer des empfohlenen Zubehörs: 03.0137-9334.2

x 27

HYUNDAI, KIA

03.0137-3026.2

653026



Bremsbackensatz, Feststellbremse

Ø 167

+ HEB

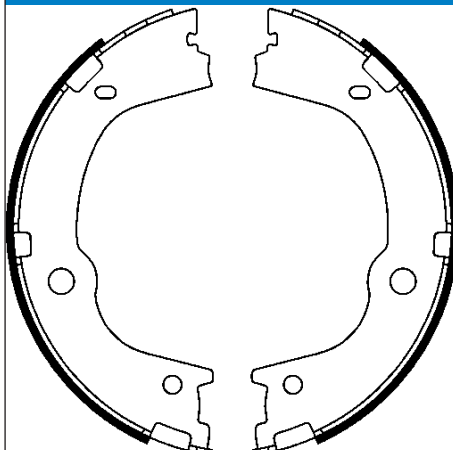
Artikelnummer des empfohlenen Zubehörs: 03.0137-9326.2

x 32

HYUNDAI, KIA

03.0137-3027.2

653027



Bremsbackensatz, Feststellbremse

Ø 189

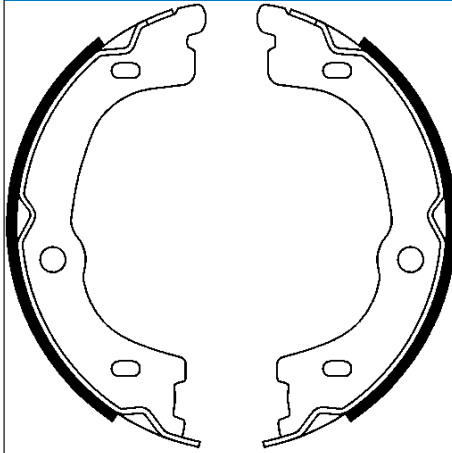
- HEB

x 26

HYUNDAI, KIA

03.0137-3028.2

653028



Bremsbackensatz, Feststellbremse

Ø 190

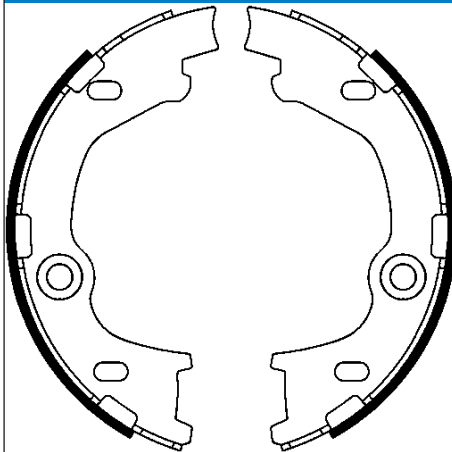
- HEB

x 40

KIA

03.0137-3029.2

653029



Bremsbackensatz, Feststellbremse

Ø 167

- HEB

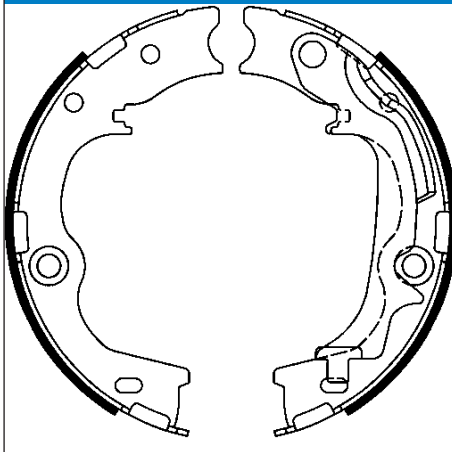
Artikelnummer des empfohlenen Zubehörs: 03.0137-9325.2

x 26

HYUNDAI, KIA

03.0137-3030.2

653030



Bremsbackensatz, Feststellbremse

Ø 189

+ HEB

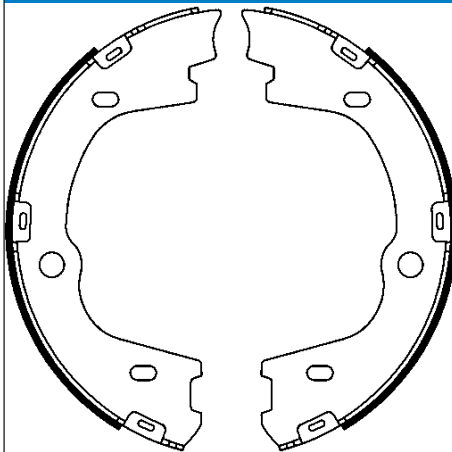
Artikelnummer des empfohlenen Zubehörs: 03.0137-9333.2

x 40

HYUNDAI, KIA

03.0137-3031.2

653031



Bremsbackensatz, Feststellbremse

Ø 209

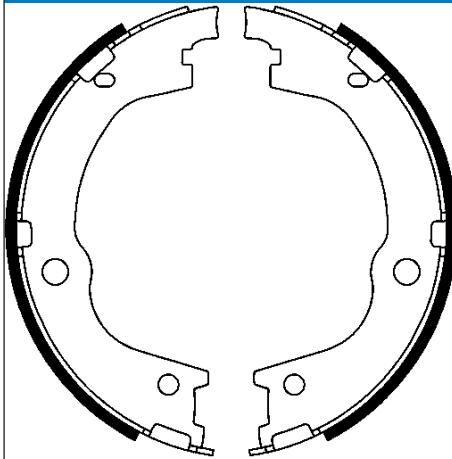
- HEB

x 40

HYUNDAI

03.0137-3032.2

653032



Bremsbackensatz, Feststellbremse

Ø 189

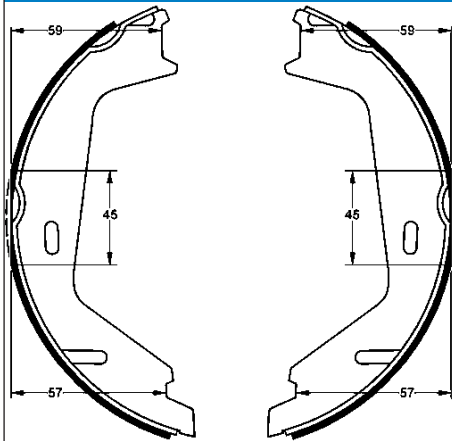
- HEB

x 31

HYUNDAI

03.0137-3034.2

653034



Bremsbackensatz, Feststellbremse

Ø 178

- HEB

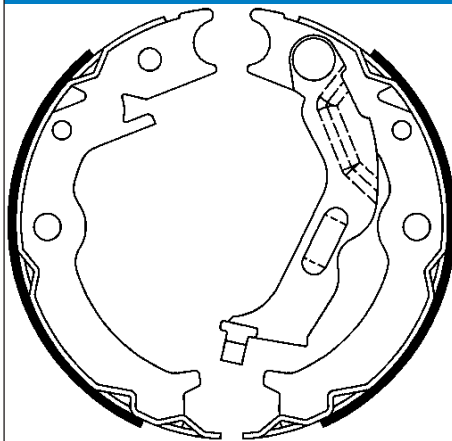
Artikelnummer des empfohlenen Zubehörs: 03.0137-9327.2

x 25

VOLVO

03.0137-3036.2

653036



Bremsbackensatz, Feststellbremse

Ø 168

+ HEB

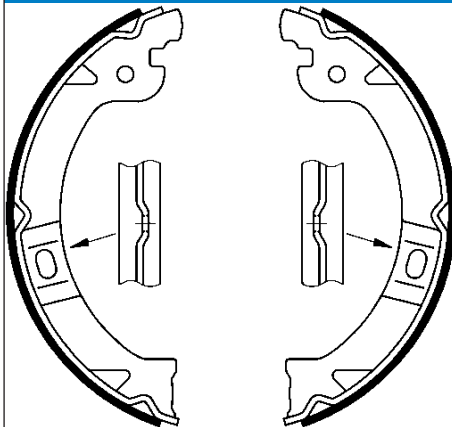
Artikelnummer des empfohlenen Zubehörs: 03.0137-9323.2

x 26

CHEVROLET, DAEWOO, SUZUKI

03.0137-3037.2

653037



Bremsbackensatz, Feststellbremse

Ø 180

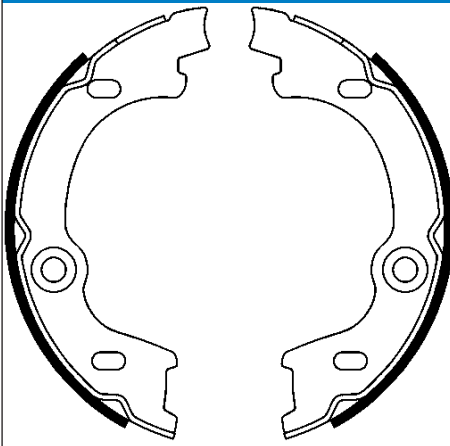
- HEB

x 30

CHRYSLER

03.0137-3038.2

653038



Bremsbackensatz, Feststellbremse

Ø 167

- HEB

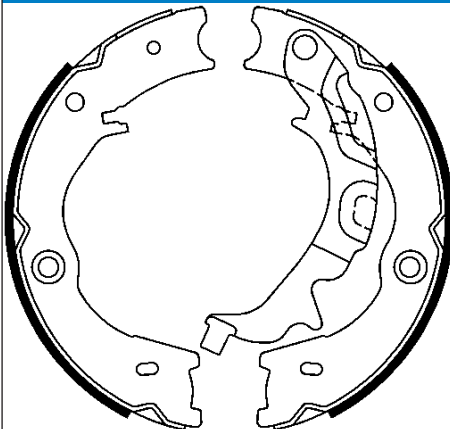
Artikelnummer des empfohlenen Zubehörs: 03.0137-9328.2

x 32

KIA

03.0137-3039.2

653039



Bremsbackensatz, Feststellbremse

Ø 210

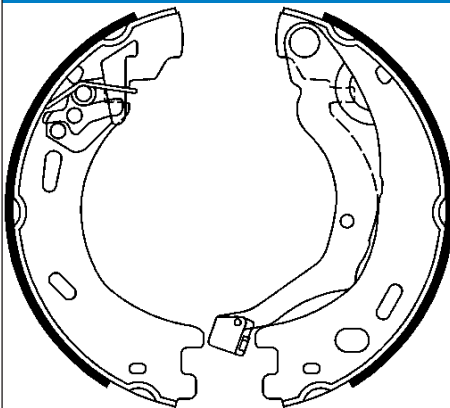
+ HEB

x 40

KIA

03.0137-3040.2

653040



Bremsbackensatz, Feststellbremse

Ø 200

+ HEB

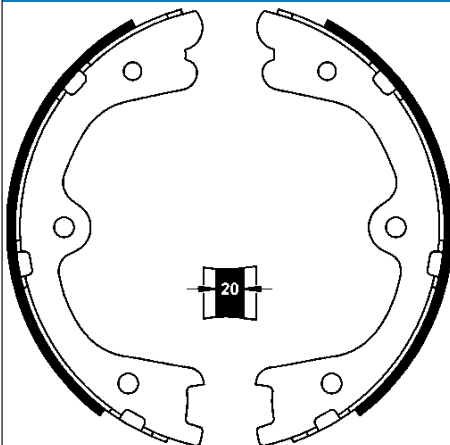
Artikelnummer des empfohlenen Zubehörs: 03.0137-9337.2

x 30

LAND ROVER

03.0137-3041.2

653041



Bremsbackensatz, Feststellbremse

Ø 190

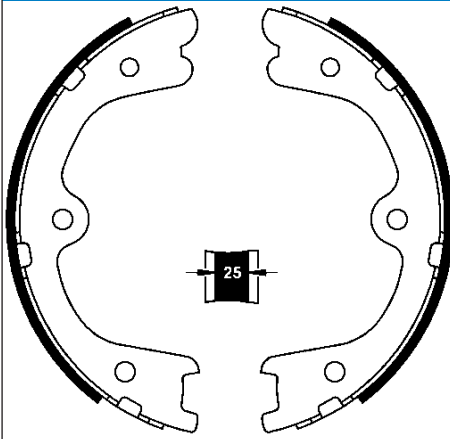
- HEB

x 33

INFINITI, NISSAN

03.0137-3042.2

653042



Bremsbackensatz, Feststellbremse

Ø 190

- HEB

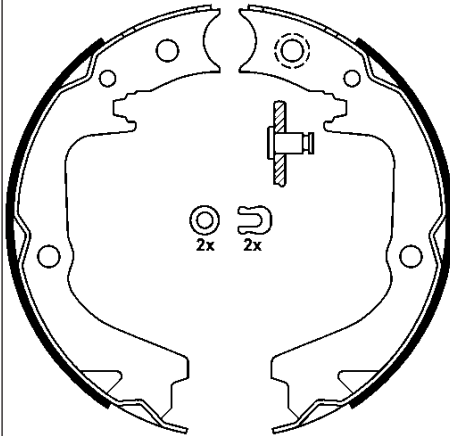
Artikelnummer des empfohlenen Zubehörs: 03.0137-9342.2

x 33

MERCEDES-BENZ, NISSAN

03.0137-3043.2

653043



Bremsbackensatz, Feststellbremse

Ø 170

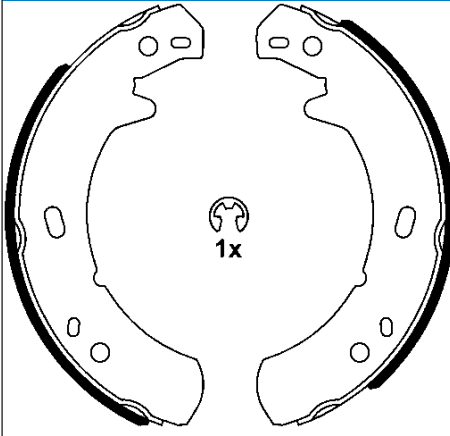
- HEB

x 36

SUBARU

03.0137-3044.2

653044



Bremsbackensatz, Feststellbremse

Ø 254

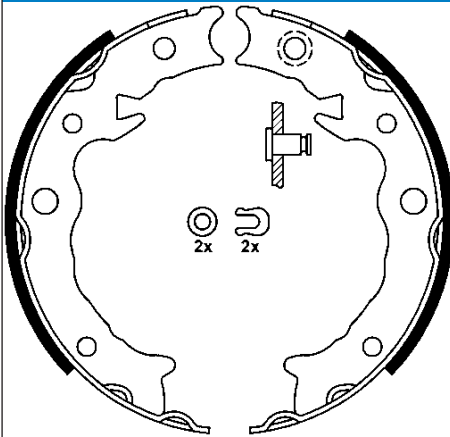
- HEB

x 70

LAND ROVER

03.0137-3045.2

653045



Bremsbackensatz, Feststellbremse

Ø 170

- HEB

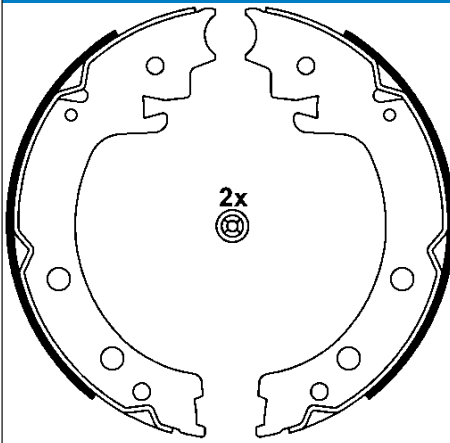
Artikelnummer des empfohlenen Zubehörs: 03.0137-9339.2

x 35

SUBARU

03.0137-3046.2

653046



Bremsbackensatz, Feststellbremse

Ø 200

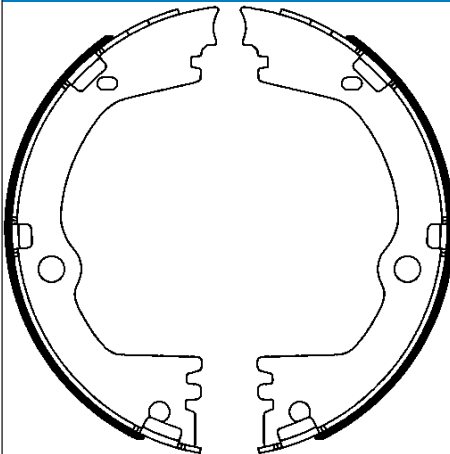
- HEB

x 37

SUZUKI

03.0137-3048.2

653048



Bremsbackensatz, Feststellbremse

Ø 189

- HEB

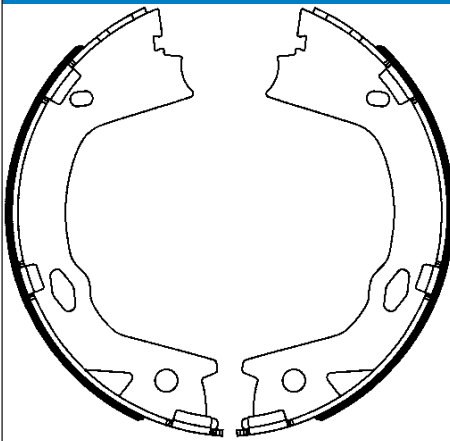
Artikelnummer des empfohlenen Zubehörs: 03.0137-9329.2

x 27

HYUNDAI, KIA

03.0137-3049.2

653049



Bremsbackensatz, Feststellbremse

Ø 167

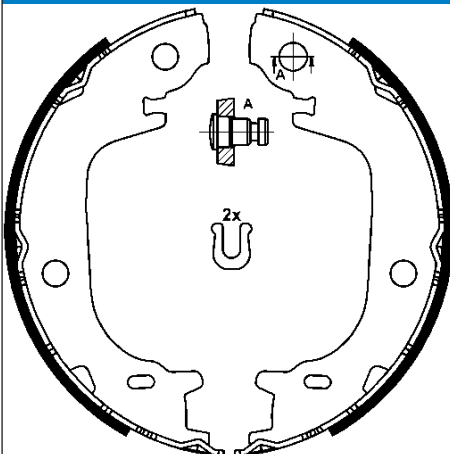
- HEB

x 26

HYUNDAI, KIA

03.0137-3050.2

653050



Bremsbackensatz, Feststellbremse

Ø 180

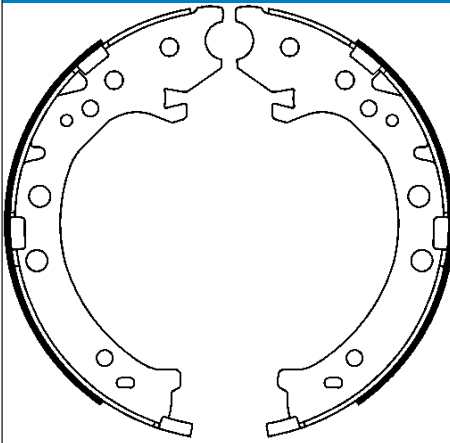
- HEB

x 37

TOYOTA

03.0137-3051.2

653051



Bremsbackensatz, Feststellbremse

- HEB

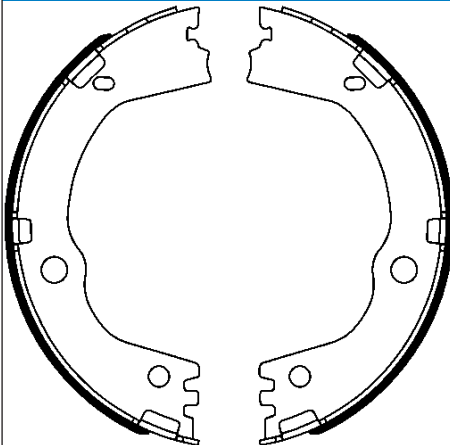
Ø 198

x 35

HONDA

03.0137-3052.2

653052



Bremsbackensatz, Feststellbremse

Ø 189

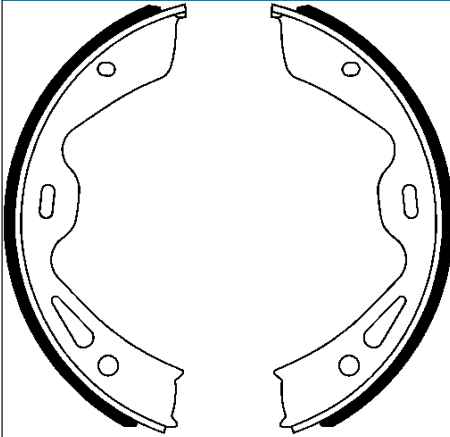
- HEB

x 27

HYUNDAI, KIA

03.0137-3054.2

653054



Bremsbackensatz, Feststellbremse

Ø 180

- HEB

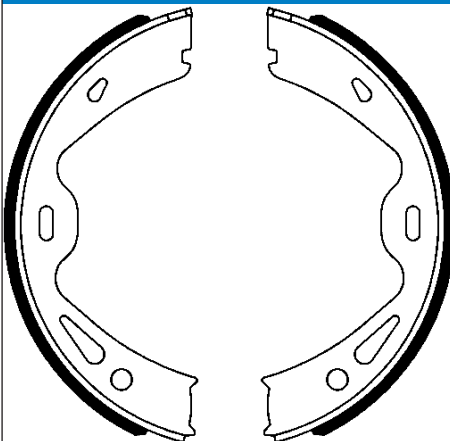
Artikelnummer des empfohlenen Zubehörs: 03.0137-9700.2

x 25

PORSCHE

03.0137-3055.2

653055



Bremsbackensatz, Feststellbremse

- HEB

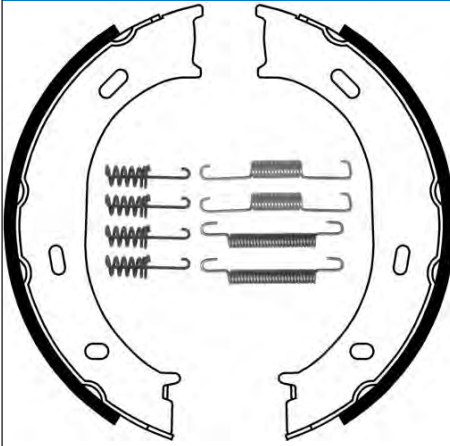
Ø 180

x 25

PORSCHE

03.0137-4001.2

654001



Bremsbackensatz, Feststellbremse

Ø 160

+ Zub

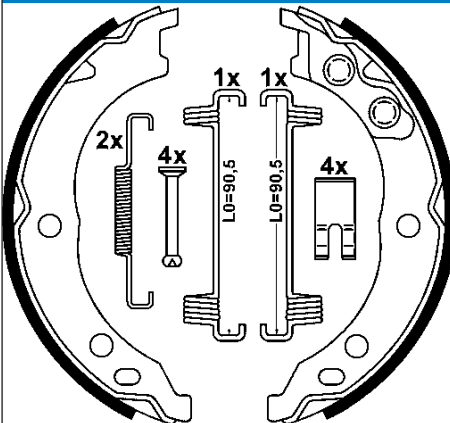
Artikelnummer des empfohlenen Zubehörs: 03.0137-9704.2

x 40

MERCEDES-BENZ, VW

03.0137-4002.2

654002



Bremsbackensatz, Feststellbremse

Ø 172

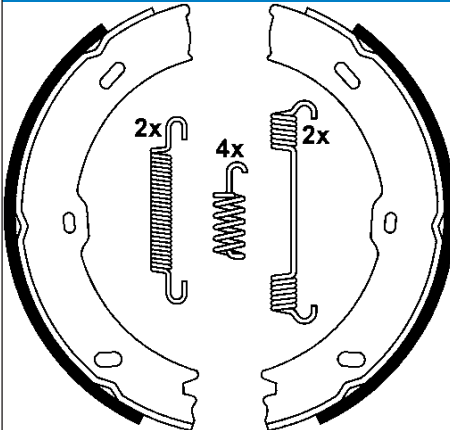
+ Zub

x 42

CITROËN, FIAT, PEUGEOT

03.0137-4003.2

654003



Bremsbackensatz, Feststellbremse

Ø 180

+ Zub

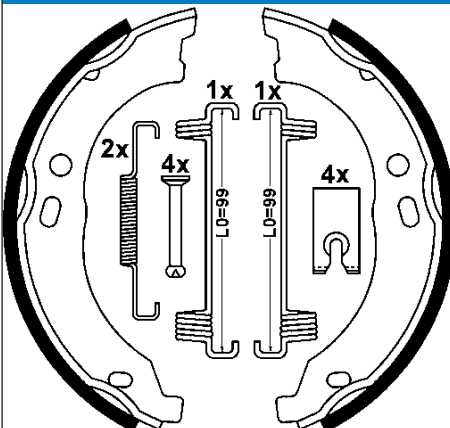
Artikelnummer des empfohlenen Zubehörs: 03.0137-9704.2

x 25

MERCEDES-BENZ, VW

03.0137-4004.2

654004



Bremsbackensatz, Feststellbremse

Ø 172

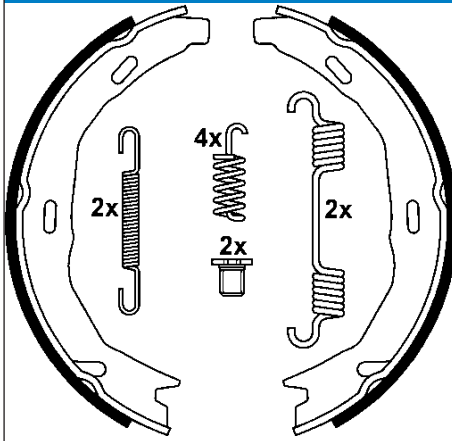
+ Zub

x 42

CITROËN, FIAT, PEUGEOT

03.0137-4005.2

654005



Bremsbackensatz, Feststellbremse

Ø 164

+ Zub

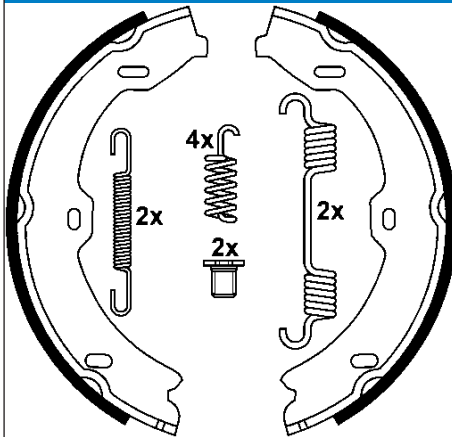
Artikelnummer des empfohlenen Zubehörs: 03.0137-9703.2 / 03.0137-9704.2

x 25

MERCEDES-BENZ

03.0137-4006.2

654006



Bremsbackensatz, Feststellbremse

Ø 180

- HEB / + Zub

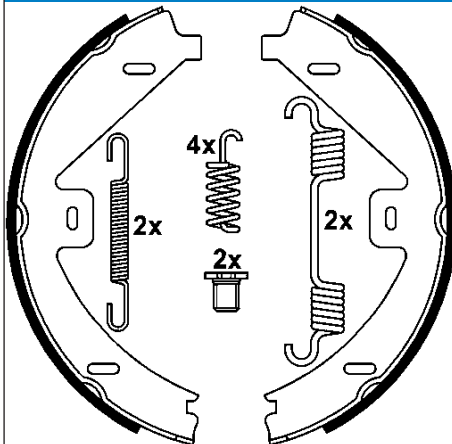
Artikelnummer des empfohlenen Zubehörs: 03.0137-9703.2

x 25

MERCEDES-BENZ

03.0137-4007.2

654007



Bremsbackensatz, Feststellbremse

Ø 180

- HEB / + Zub

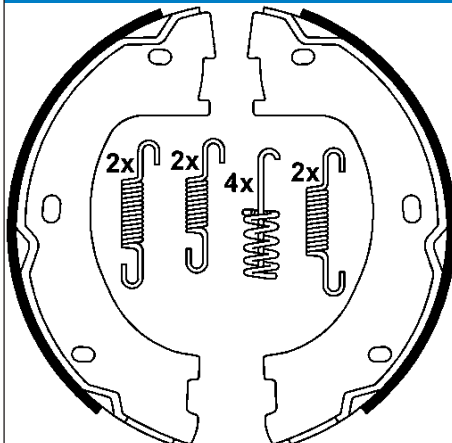
Artikelnummer des empfohlenen Zubehörs: 03.0137-9703.2 / 03.0137-9704.2

x 25

MERCEDES-BENZ

03.0137-4008.2

654008



Bremsbackensatz, Feststellbremse

Ø 172

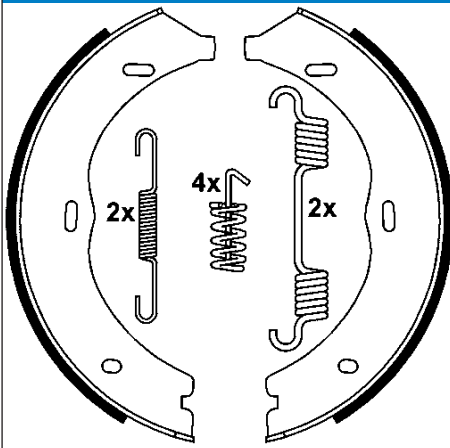
- HEB / + Zub

x 42

MERCEDES-BENZ, VW

03.0137-4009.2

654009



Bremsbackensatz, Feststellbremse

Ø 186

- HEB / + Zub

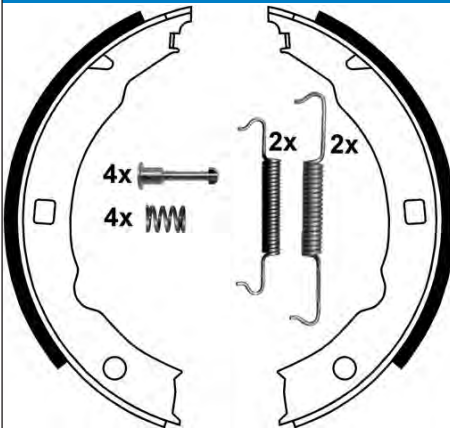
Artikelnummer des empfohlenen Zubehörs: 03.0137-9703.2 / 03.0137-9704.2

x 20

MERCEDES-BENZ

03.0137-4010.2

654010



Bremsbackensatz, Feststellbremse

Ø 180

+ Zub

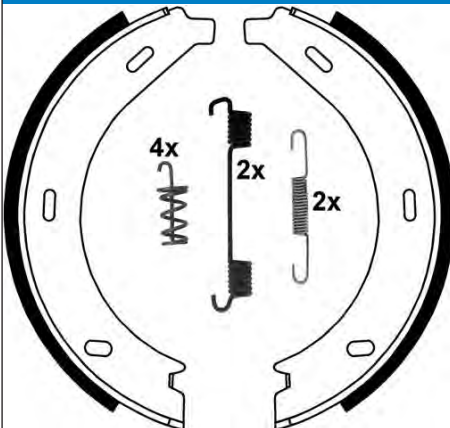
Artikelnummer des empfohlenen Zubehörs: 03.0137-9700.2 / 03.0137-9702.2

x 30

PEUGEOT

03.0137-4011.2

654011



Bremsbackensatz, Feststellbremse

Ø 178

+ Zub

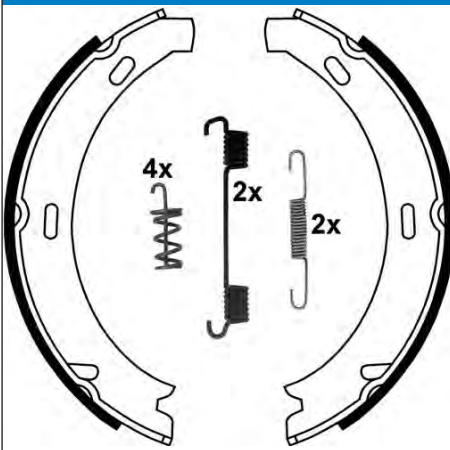
Artikelnummer des empfohlenen Zubehörs: 03.0137-9703.2 / 03.0137-9704.2

x 20

MERCEDES-BENZ

03.0137-4012.2

654012



Bremsbackensatz, Feststellbremse

Ø 164

+ Zub

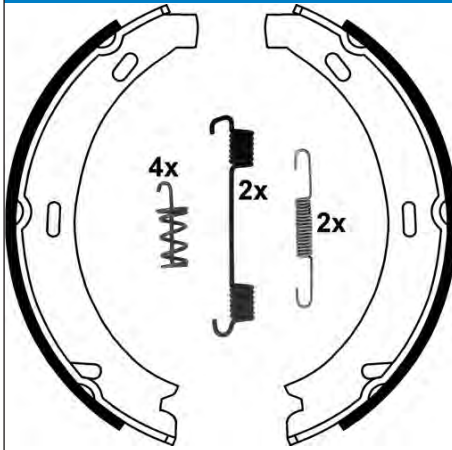
Artikelnummer des empfohlenen Zubehörs: 03.0137-9703.2 / 03.0137-9704.2

x 25

MERCEDES-BENZ

03.0137-4013.2

654013



Bremsbackensatz, Feststellbremse

Ø 164

+ Zub

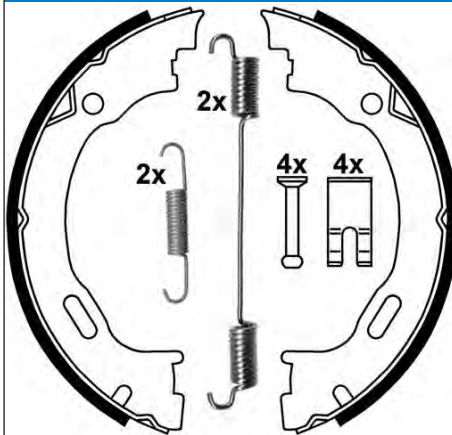
Artikelnummer des empfohlenen Zubehörs: 03.0137-9703.2 / 03.0137-9704.2

x 20

CHRYSLER, MERCEDES-BENZ

03.0137-4014.2

654014



Bremsbackensatz, Feststellbremse

Ø 183

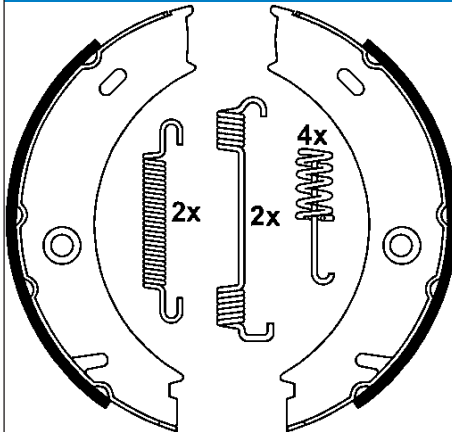
+ Zub

x 31

CHRYSLER, LANCIA, MERCEDES-BENZ

03.0137-4015.2

654015



Bremsbackensatz, Feststellbremse

Ø 170

+ Zub

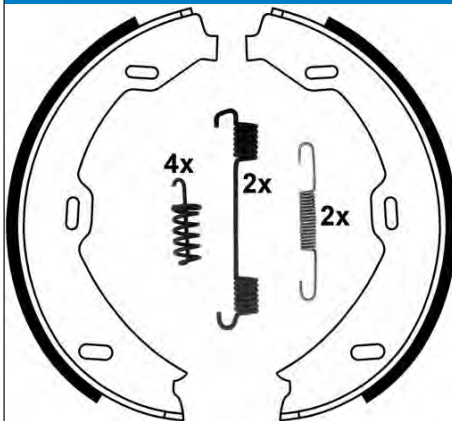
Artikelnummer des empfohlenen Zubehörs: 03.0137-9704.2

x 40

MERCEDES-BENZ, VW

03.0137-4016.2

654016



Bremsbackensatz, Feststellbremse

Ø 180

- HEB / + Zub

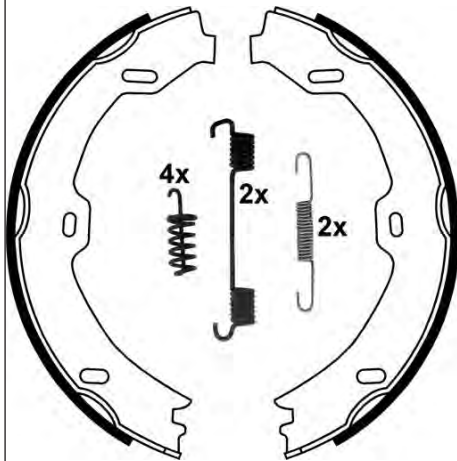
Artikelnummer des empfohlenen Zubehörs: 03.0137-9703.2 / 03.0137-9704.2

x 25

MERCEDES-BENZ

03.0137-4017.2

654017



Bremsbackensatz, Feststellbremse

Ø 180

+ Zub

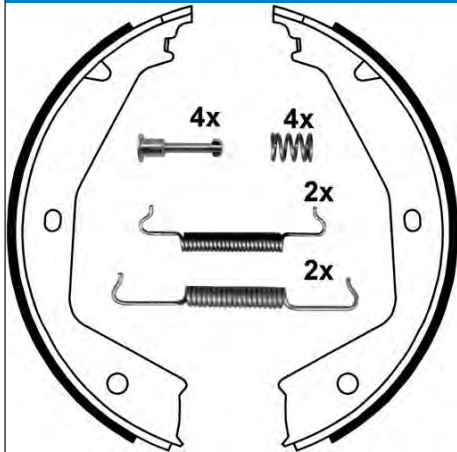
Artikelnummer des empfohlenen Zubehörs: 03.0137-9703.2 / 03.0137-9704.2

x 25

MERCEDES-BENZ

03.0137-4018.2

654018



Bremsbackensatz, Feststellbremse

Ø 180

+ Zub

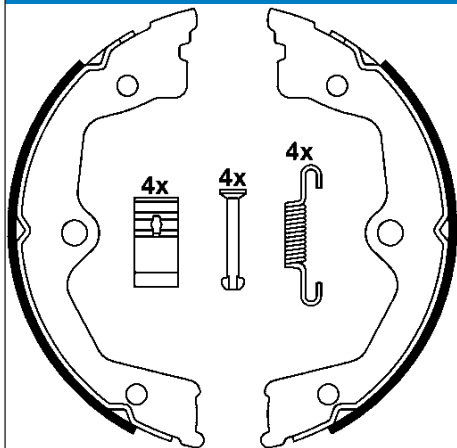
Artikelnummer des empfohlenen Zubehörs: 03.0137-9700.2 / 03.0137-9702.2

x 30

CITROËN, FIAT, LANCIA, PEUGEOT

03.0137-4019.2

654019



Bremsbackensatz, Feststellbremse

Ø 190


+ Zub

x 26

HONDA

03.0137-9008.2

669008




Zubehörsatz, Bremsbacken

AUDI, SEAT, VW

03.0137-9013.2

669013




Zubehörsatz, Bremsbacken

TRW

HYUNDAI, RENAULT

03.0137-9021.2

669021



Zubehörsatz, Bremsbacken


Fiat

FIAT, FSO, NISSAN, SEAT



03.0137-9027.2

669027



Zubehörsatz, Bremsbacken

TRW

RENAULT

03.0137-9044.2

669044




Zubehörsatz, Bremsbacken

VW

03.0137-9053.2

669053



Zubehörsatz, Bremsbacken

TRW

OPEL, VAUXHALL

03.0137-9055.2

669055




Zubehörsatz, Bremsbacken

BDX

CITROËN, PEUGEOT

03.0137-9056.2

669056



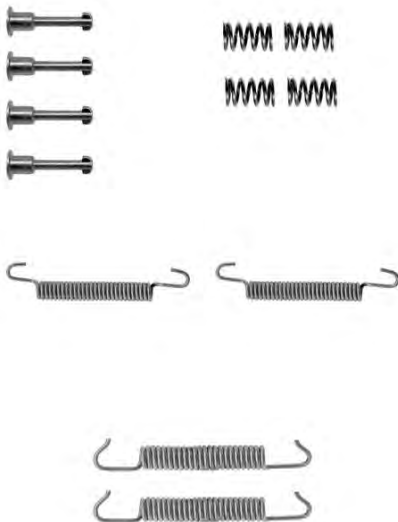
Zubehörsatz, Bremsbacken

TRW

PEUGEOT, RENAULT

03.0137-9062.2

669062



Zubehörsatz, Feststellbremsbacken

BMW

03.0137-9065.2

669065

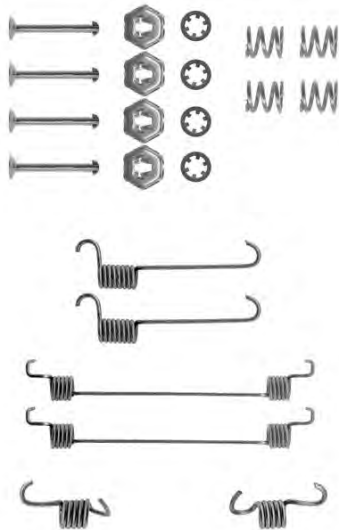


Zubehörsatz, Feststellbremsbacken

VOLVO

03.0137-9079.2

669079

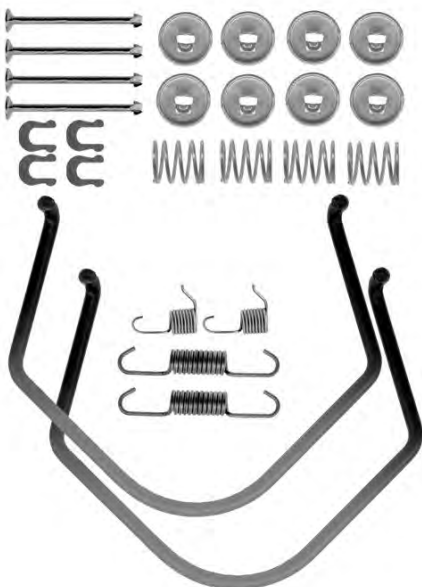


Zubehörsatz, Bremsbacken

CITROËN, PEUGEOT

03.0137-9080.2

669080



Zubehörsatz, Bremsbacken

TOYOTA

03.0137-9081.2

669081




Zubehörsatz, Bremsbacken

ALFA ROMEO, FIAT

03.0137-9086.2

669086




Zubehörsatz, Bremsbacken

BDX

CITROËN, PEUGEOT, RENAULT

03.0137-9088.2

669088



Zubehörsatz, Bremsbacken

BDX

DACIA, FIAT, LANCIA, PEUGEOT, RENAULT



03.0137-9089.2

669089




Zubehörsatz, Bremsbacken

BDX

PEUGEOT

03.0137-9092.2

669092

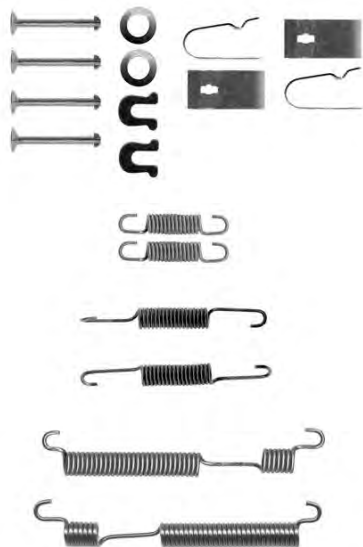


Zubehörsatz, Feststellbremsbacken

OPEL, VAUXHALL

03.0137-9096.2

669096




Zubehörsatz, Bremsbacken

HONDA

03.0137-9097.2

669097



Zubehörsatz, Bremsbacken

HONDA

03.0137-9105.2

669105




Zubehörsatz, Bremsbacken

MITSUBISHI

03.0137-9107.2

669107




Zubehörsatz, Bremsbacken

PROTON



03.0137-9112.2

669112

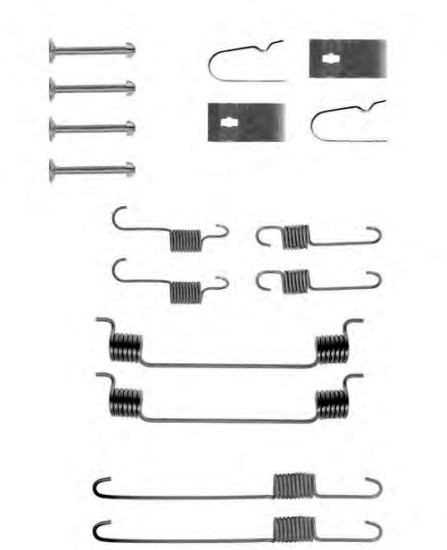


Zubehörsatz, Bremsbacken

NISSAN

03.0137-9113.2

669113

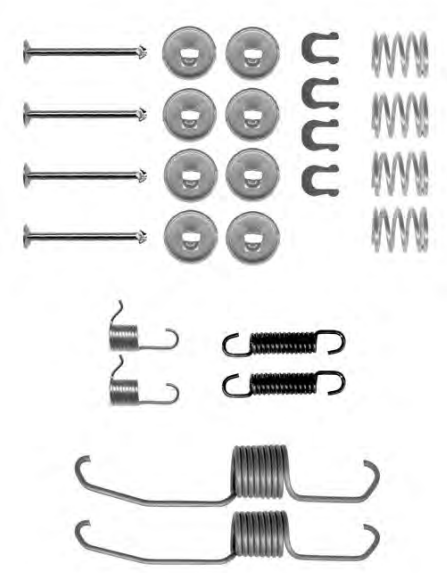


Zubehörsatz, Bremsbacken

KIA

03.0137-9114.2

669114




Zubehörsatz, Bremsbacken

TOYOTA

03.0137-9117.2

669117



Zubehörsatz, Bremsbacken

LADA

03.0137-9118.2

669118




Zubehörsatz, Bremsbacken

LADA

03.0137-9120.2

669120



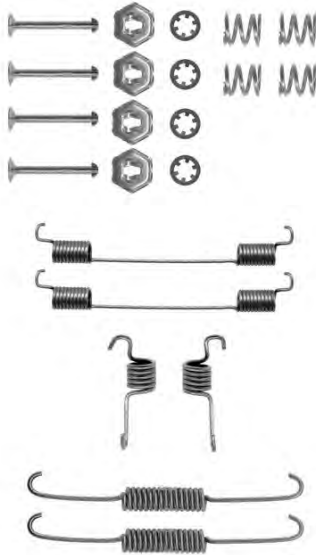
Zubehörsatz, Bremsbacken

FORD



03.0137-9121.2

669121

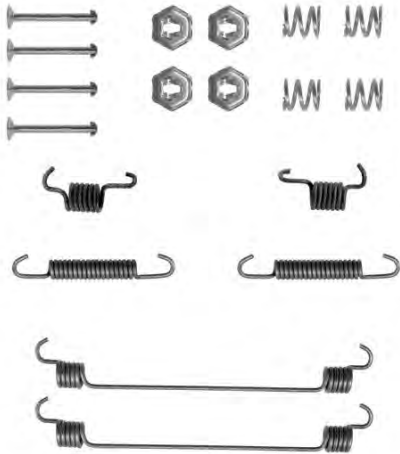


Zubehörsatz, Bremsbacken

FORD

03.0137-9125.2

669125




Zubehörsatz, Bremsbacken

BDX

ALFA ROMEO, FIAT, RENAULT

03.0137-9126.2

669126




Zubehörsatz, Bremsbacken

DAIHATSU

03.0137-9127.2

669127




Zubehörsatz, Bremsbacken

SUZUKI

03.0137-9128.2

669128




Zubehörsatz, Bremsbacken

SUZUKI

03.0137-9147.2

669147



Zubehörsatz, Bremsbacken

BMW

03.0137-9148.2

669148

Zubehörsatz, Feststellbremsbacken

BMW



03.0137-9149.2

669149

Zubehörsatz, Bremsbacken

SEAT, SKODA, VW



03.0137-9151.2

669151

Zubehörsatz, Bremsbacken

VW



03.0137-9153.2

669153



Zubehörsatz, Bremsbacken

FORD



03.0137-9155.2

669155



Zubehörsatz, Bremsbacken

MITSUBISHI




03.0137-9156.2

669156




Zubehörsatz, Bremsbacken

VW



03.0137-9158.2

669158




Zubehörsatz, Bremsbacken

TRW

CITROËN, DACIA, PEUGEOT, RENAULT

03.0137-9159.2

669159




Zubehörsatz, Bremsbacken

VW

03.0137-9164.2

669164




Zubehörsatz, Bremsbacken

SEAT, VW

03.0137-9165.2

669165

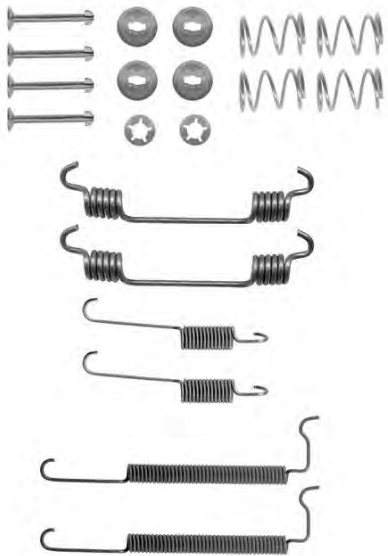


Zubehörsatz, Bremsbacken

NISSAN

03.0137-9166.2

669166

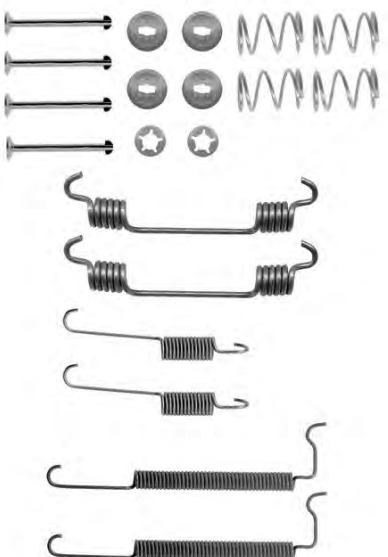


Zubehörsatz, Bremsbacken

CHEVROLET, OPEL, VAUXHALL

03.0137-9167.2

669167



Zubehörsatz, Bremsbacken

CHEVROLET, DAEWOO, OPEL, VAUXHALL

03.0137-9168.2

669168



Zubehörsatz, Bremsbacken

VW

AUDI, SEAT, SKODA, VW

03.0137-9169.2

669169




Zubehörsatz, Bremsbacken

FORD, NISSAN

03.0137-9175.2

669175



Zubehörsatz, Bremsbacken

TRW

CITROËN, PEUGEOT

03.0137-9176.2

669176

Zubehörsatz, Feststellbremsbacken

VOLVO




03.0137-9177.2

669177

Zubehörsatz, Bremsbacken

FORD



03.0137-9179.2

669179

Zubehörsatz, Bremsbacken

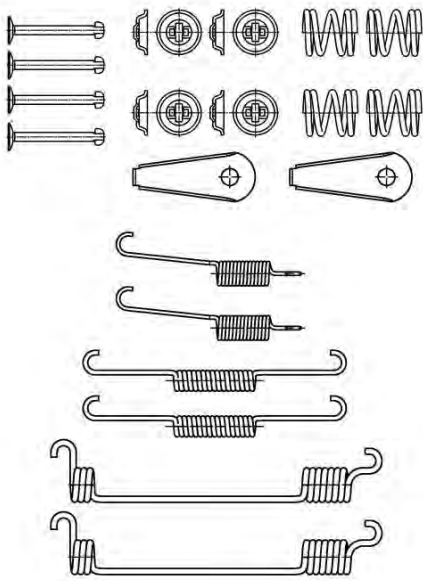
AP

FIAT, FORD, LANCIA, MAZDA



03.0137-9180.2

669180




Zubehörsatz, Bremsbacken

NISSAN

03.0137-9182.2

669182




Zubehörsatz, Bremsbacken

MAZDA

03.0137-9184.2

669184



Zubehörsatz, Bremsbacken

FORD

03.0137-9188.2

669188



Zubehörsatz, Bremsbacken

BDX

CITROËN



03.0137-9190.2

669190



Zubehörsatz, Bremsbacken

HONDA, SUZUKI



03.0137-9192.2


669192



Zubehörsatz, Bremsbacken


AKE

MITSUBISHI, SUBARU



03.0137-9193.2

669193




Zubehörsatz, Bremsbacken

Ø 254

FORD

03.0137-9194.2

669194



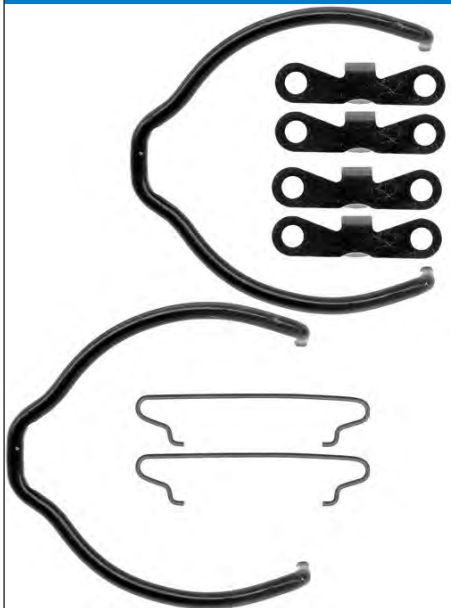
Zubehörsatz, Bremsbacken

Ø 280

FORD

03.0137-9199.2

669199




Zubehörsatz, Feststellbremsbacken

VOLVO

03.0137-9205.2

669205




Zubehörsatz, Bremsbacken

AP

ROVER

03.0137-9206.2

669206




Zubehörsatz, Bremsbacken

TRW

RENAULT

03.0137-9208.2

669208



Zubehörsatz, Bremsbacken

CITROËN, FIAT, LANCIA, PEUGEOT



03.0137-9211.2

669211



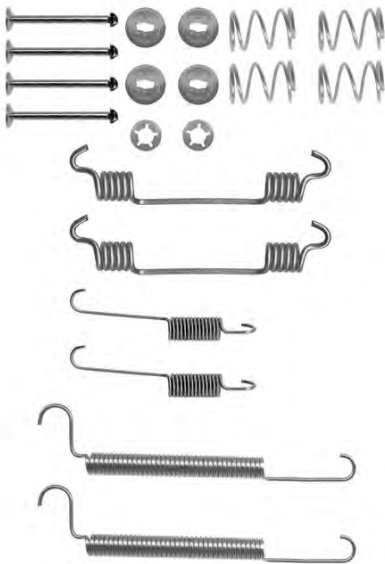
Zubehörsatz, Bremsbacken

BDX

OPEL, RENAULT, VAUXHALL

03.0137-9215.2

669215

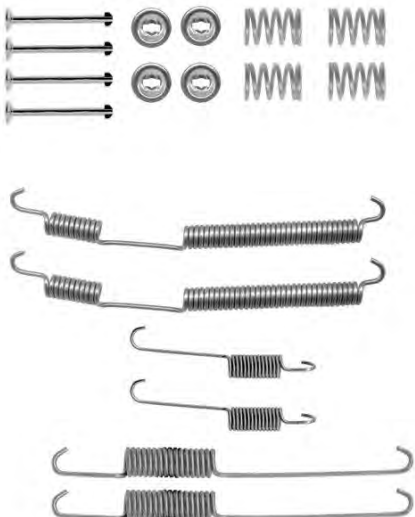


Zubehörsatz, Bremsbacken

OPEL, VAUXHALL

03.0137-9216.2

669216




Zubehörsatz, Bremsbacken

TRW

OPEL, RENAULT, VAUXHALL

03.0137-9217.2

669217




Zubehörsatz, Bremsbacken

TRW

FORD, MAZDA

03.0137-9219.2

669219



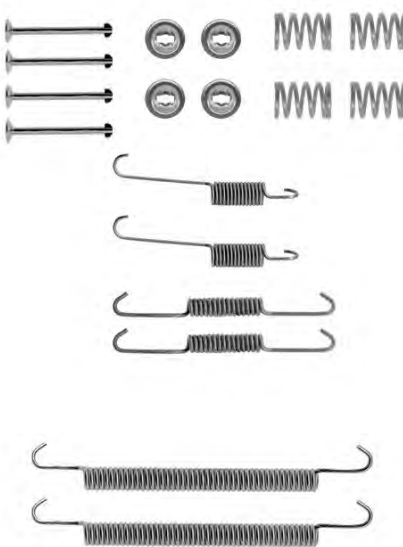
Zubehörsatz, Bremsbacken

TRW

CITROËN, FIAT, PEUGEOT

03.0137-9220.2

669220



Zubehörsatz, Bremsbacken


TRW

CITROËN, PEUGEOT, RENAULT



03.0137-9221.2

669221




Zubehörsatz, Bremsbacken

HONDA, ROVER

03.0137-9228.2

669228




Zubehörsatz, Bremsbacken

BDX

CITROËN, DACIA, DS, MERCEDES-BENZ, NISSAN, PEUGEOT, RENAULT

03.0137-9232.2

669232



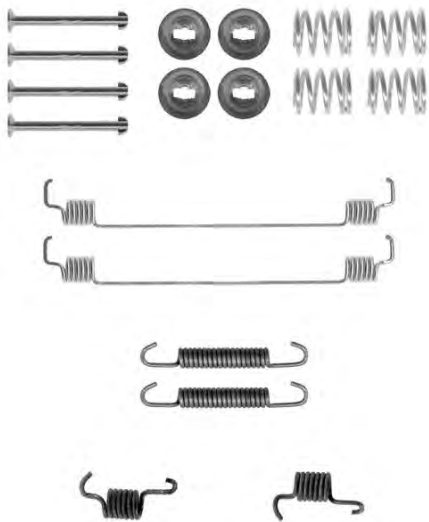
Zubehörsatz, Bremsbacken

TRW

MERCEDES-BENZ

03.0137-9233.2

669233




Zubehörsatz, Bremsbacken

NISSAN, RENAULT

03.0137-9234.2

669234




Zubehörsatz, Bremsbacken

FIAT

03.0137-9235.2

669235



Zubehörsatz, Bremsbacken


FORD



03.0137-9236.2

669236

Zubehörsatz, Bremsbacken

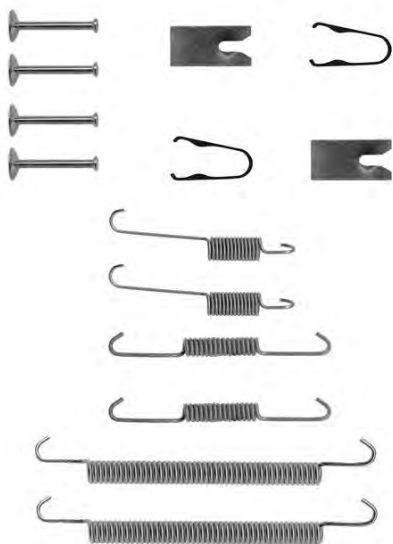


TOYOTA

03.0137-9237.2

669237

Zubehörsatz, Bremsbacken




TOYOTA

03.0137-9239.2

669239


Zubehörsatz, Bremsbacken



MAZDA

03.0137-9240.2

669240




Zubehörsatz, Bremsbacken

OPEL, RENAULT, VAUXHALL

03.0137-9241.2

669241



Zubehörsatz, Bremsbacken

KIA

03.0137-9242.2

669242



Zubehörsatz, Feststellbremsbacken


OPEL, VAUXHALL

03.0137-9243.2

669243

Zubehörsatz, Feststellbremsbacken

CHEVROLET, OPEL, SAAB, VAUXHALL



03.0137-9244.2

669244

Zubehörsatz, Bremsbacken

AP

FIAT




03.0137-9245.2

669245


Zubehörsatz, Bremsbacken

OPEL, VAUXHALL



03.0137-9247.2

669247




Zubehörsatz, Bremsbacken

AP

FIAT, FORD

03.0137-9248.2

669248

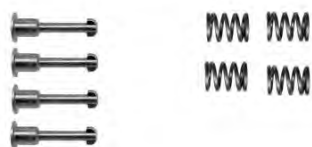


Zubehörsatz, Feststellbremsbacken

MERCEDES-BENZ

03.0137-9249.2

669249



Zubehörsatz, Feststellbremsbacken

CITROËN, FIAT, LANCIA, PEUGEOT




03.0137-9251.2

669251

Zubehörsatz, Bremsbacken

FORD




03.0137-9252.2

669252

Zubehörsatz, Bremsbacken

HONDA




03.0137-9255.2

669255

Zubehörsatz, Feststellbremsbacken

MERCEDES-BENZ, VW




03.0137-9256.2

669256

Zubehörsatz, Feststellbremsbacken

MERCEDES-BENZ, VW

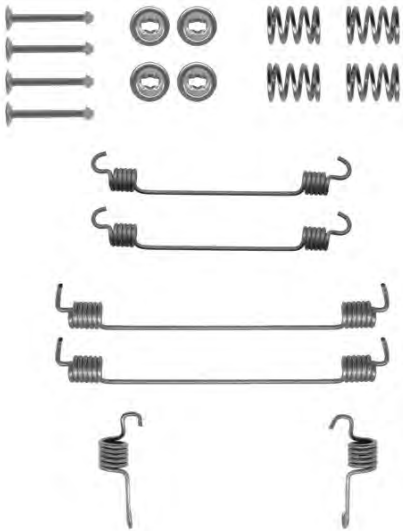


03.0137-9257.2

669257

Zubehörsatz, Bremsbacken

MITSUBISHI



03.0137-9259.2

669259

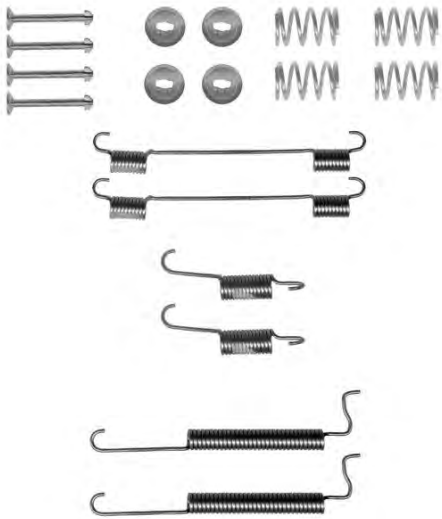
Zubehörsatz, Bremsbacken

FORD, MAZDA



03.0137-9260.2

669260

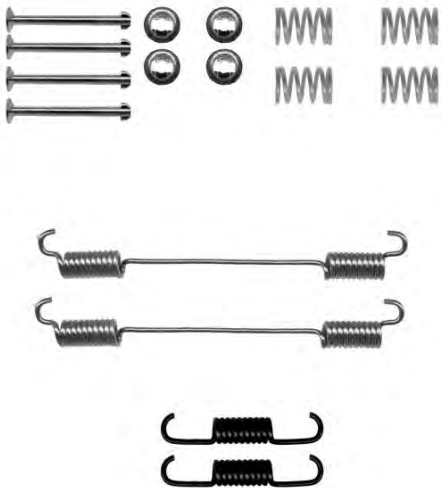


Zubehörsatz, Bremsbacken

CHEVROLET, DAEWOO

03.0137-9261.2

669261




Zubehörsatz, Bremsbacken

FIAT

03.0137-9262.2

669262

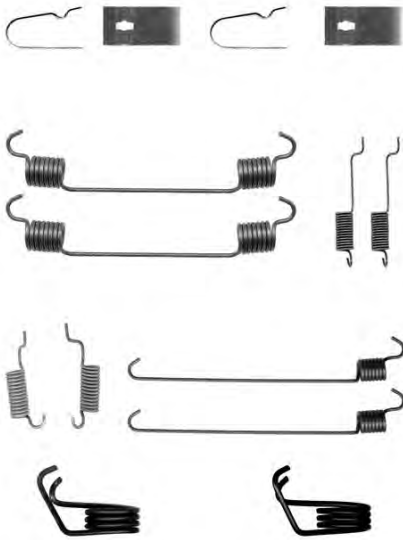


Zubehörsatz, Bremsbacken

FORD, MAZDA

03.0137-9263.2

669263




Zubehörsatz, Bremsbacken

MAZDA

03.0137-9264.2

669264



Zubehörsatz, Bremsbacken

SUZUKI

03.0137-9265.2

669265

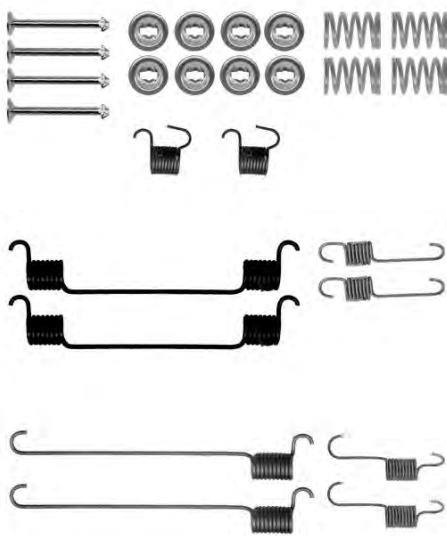


Zubehörsatz, Feststellbremsbacken

BMW

03.0137-9266.2

669266




Zubehörsatz, Bremsbacken

MAZDA

03.0137-9267.2

669267



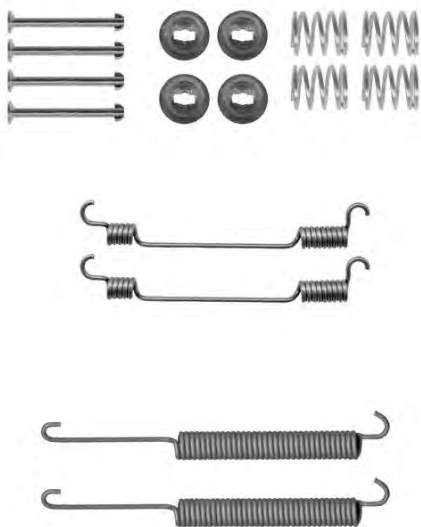
Zubehörsatz, Bremsbacken

TRW

CITROËN, PEUGEOT

03.0137-9268.2

669268



Zubehörsatz, Bremsbacken


FORD, NISSAN

03.0137-9269.2

669269

Zubehörsatz, Feststellbremsbacken

CHRYSLER, MERCEDES-BENZ



03.0137-9270.2

669270

Zubehörsatz, Bremsbacken

HYUNDAI


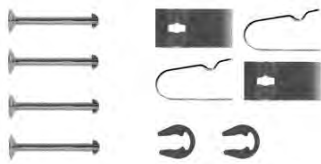


03.0137-9271.2

669271

Zubehörsatz, Bremsbacken

DAIHATSU, SUBARU, SUZUKI



03.0137-9272.2

669272

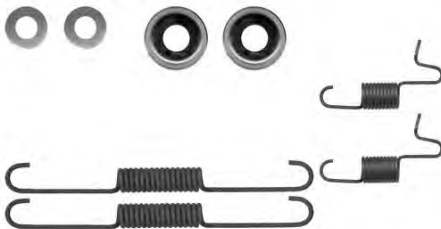



Zubehörsatz, Feststellbremsbacken

LEXUS, TOYOTA

03.0137-9273.2

669273



Zubehörsatz, Bremsbacken

NISSAN

03.0137-9274.2

669274



Zubehörsatz, Bremsbacken

BOS

DACIA, LANCIA, NISSAN, RENAULT

03.0137-9275.2

669275




Zubehörsatz, Feststellbremsbacken

mitsubishi

03.0137-9276.2

669276



Zubehörsatz, Bremsbacken

hyundai

03.0137-9277.2

669277



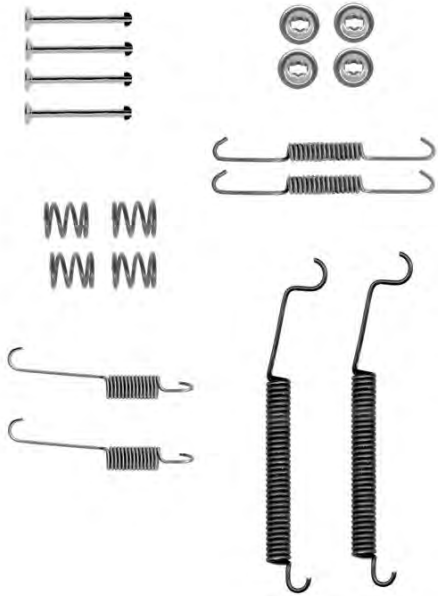
Zubehörsatz, Bremsbacken

hyundai



03.0137-9278.2

669278




Zubehörsatz, Bremsbacken

PEUGEOT, RENAULT

03.0137-9279.2

669279




Zubehörsatz, Bremsbacken

FORD

03.0137-9280.2

669280

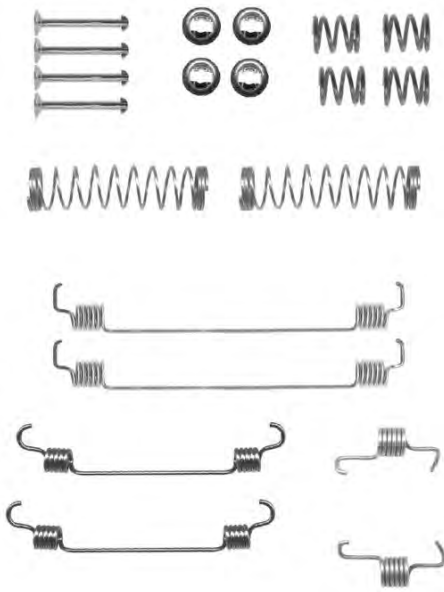


Zubehörsatz, Bremsbacken

DAIHATSU, NISSAN, RENAULT, TOYOTA

03.0137-9281.2

669281




Zubehörsatz, Bremsbacken

CITROËN, DS, PEUGEOT

03.0137-9282.2

669282




Zubehörsatz, Bremsbacken

LAND ROVER

03.0137-9283.2

669283



Zubehörsatz, Feststellbremsbacken

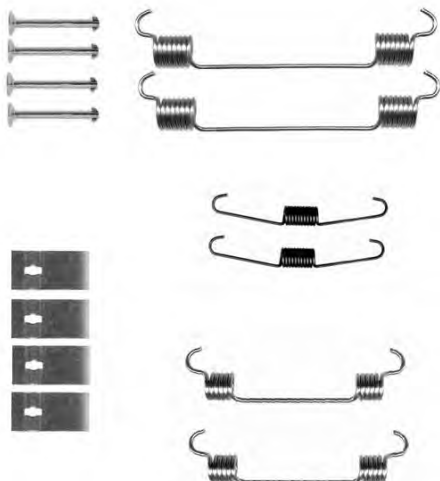
VOLVO

03.0137-9284.2

669284

Zubehörsatz, Bremsbacken

HONDA




03.0137-9285.2

669285

Zubehörsatz, Bremsbacken

AP

CITROËN, FIAT, PEUGEOT, PIAGGIO



03.0137-9286.2

669286


Zubehörsatz, Bremsbacken

OPEL, VAUXHALL



03.0137-9287.2

669287




Zubehörsatz, Bremsbacken

BOS

CITROËN, OPEL, PEUGEOT, SUBARU, SUZUKI, TOYOTA, VAUXHALL

03.0137-9288.2

669288




Zubehörsatz, Feststellbremsbacken

AUDI, BMW, LAND ROVER, MERCEDES-BENZ, PORSCHE, VW

03.0137-9289.2

669289




Zubehörsatz, Bremsbacken

SUZUKI

03.0137-9290.2

669290



Zubehörsatz, Bremsbacken

NISSAN

03.0137-9291.2

669291




Zubehörsatz, Bremsbacken

MITSUBISHI, TOYOTA

03.0137-9292.2

669292



Zubehörsatz, Bremsbacken

HYUNDAI

03.0137-9293.2

669293

Zubehörsatz, Feststellbremsbacken

NISSAN




03.0137-9294.2

669294

Zubehörsatz, Feststellbremsbacken

TOYOTA




03.0137-9296.2

669296

Zubehörsatz, Bremsbacken

FIAT, LANCIA, OPEL, VAUXHALL




03.0137-9297.2

669297

Zubehörsatz, Feststellbremsbacken

MERCEDES-BENZ



03.0137-9300.2

669300

Zubehörsatz, Bremsbacken

OPEL, SUBARU, SUZUKI, VAUXHALL



03.0137-9301.2

669301

Zubehörsatz, Bremsbacken

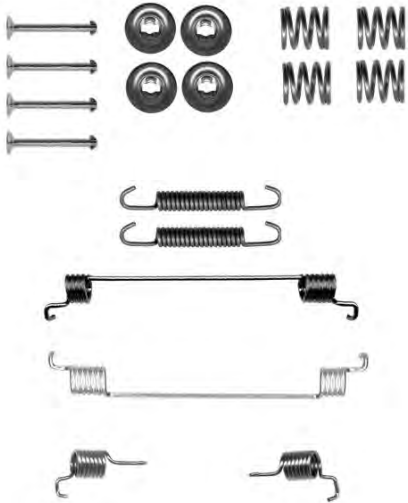
TRW

TOYOTA



03.0137-9303.2

669303



Zubehörsatz, Bremsbacken

BOS

FIAT, FORD

03.0137-9304.2

669304




Zubehörsatz, Bremsbacken

FORD

03.0137-9307.2

669307




Zubehörsatz, Feststellbremsbacken

CITROËN, JEEP, LANCIA, MITSUBISHI, PEUGEOT, SUBARU

03.0137-9308.2

669308



Zubehörsatz, Bremsbacken

+ AUT

SMART

03.0137-9309.2

669309




Zubehörsatz, Bremsbacken

AP

AUDI, CITROËN, FIAT, LANCIA, OPEL, PEUGEOT, RENAULT, SEAT, SKODA, SMART, VAUXHALL, VW

03.0137-9310.2

669310




Zubehörsatz, Bremsbacken

AP

CHRYSLER, CITROËN, FIAT, LANCIA, OPEL, PEUGEOT, VAUXHALL

03.0137-9312.2

669312

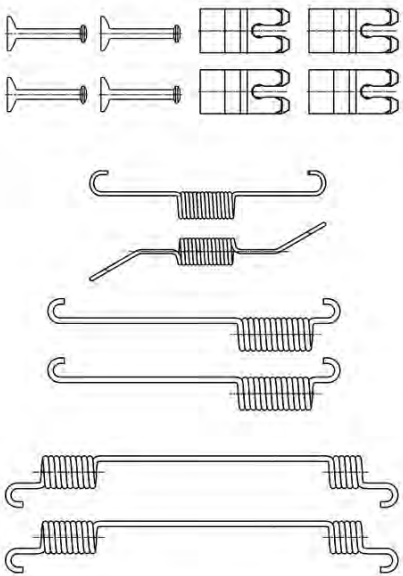


Zubehörsatz, Bremsbacken

DACIA, RENAULT

03.0137-9313.2

669313

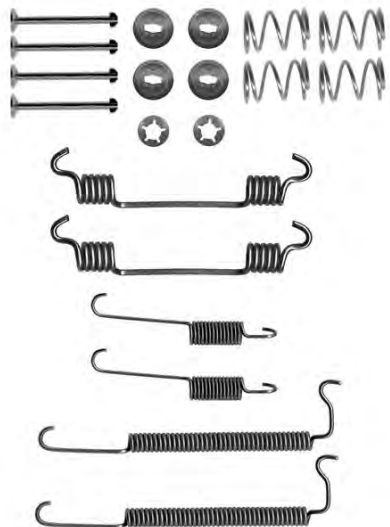


Zubehörsatz, Bremsbacken

FORD

03.0137-9314.2

669314


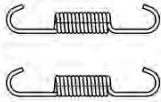
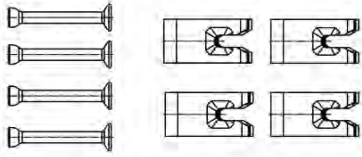


Zubehörsatz, Bremsbacken

CHEVROLET, OPEL, VAUXHALL

03.0137-9317.2

669317



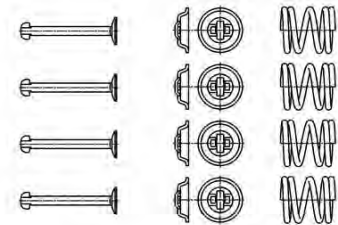


Zubehörsatz, Bremsbacken

FORD, RENAULT, SEAT, SKODA, SMART, VW

03.0137-9319.2

669319



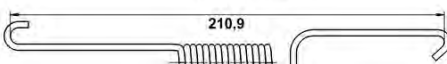
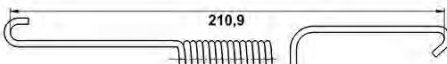

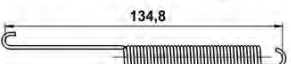
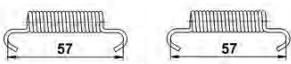
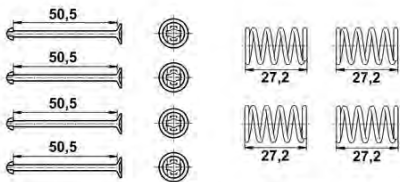
Zubehörsatz, Bremsbacken

BOS

FIAT, SUZUKI

03.0137-9320.2

669320



Zubehörsatz, Bremsbacken

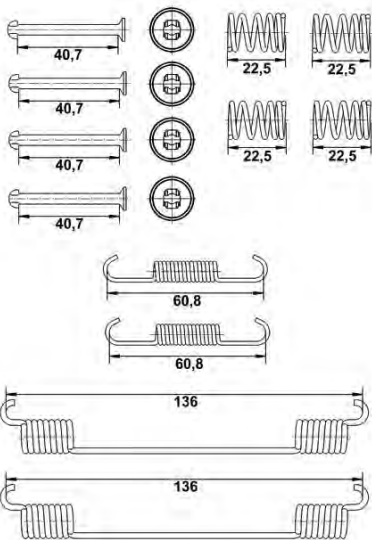
VW

03.0137-9322.2

669322

Zubehörsatz, Bremsbacken

FORD

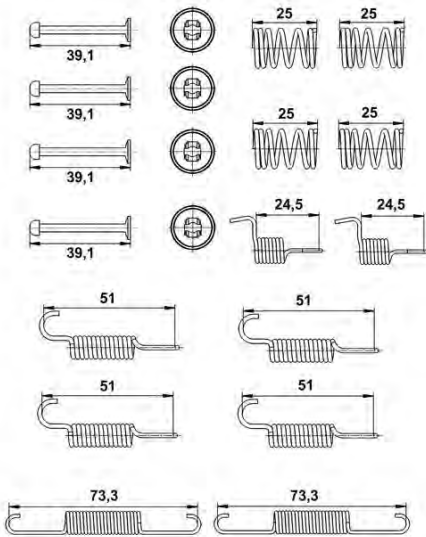


03.0137-9323.2

669323

Zubehörsatz, Feststellbremsbacken

CHEVROLET, DAEWOO

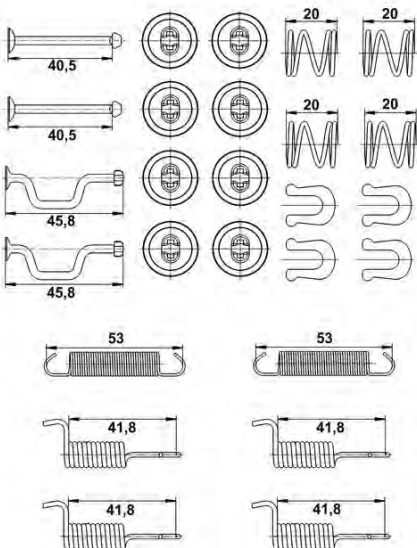


03.0137-9324.2

669324

Zubehörsatz, Feststellbremsbacken

LEXUS, TOYOTA

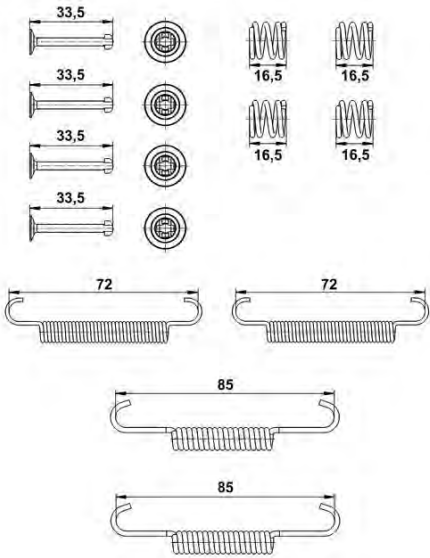


03.0137-9325.2

669325

Zubehörsatz, Feststellbremsbacken

HYUNDAI, KIA

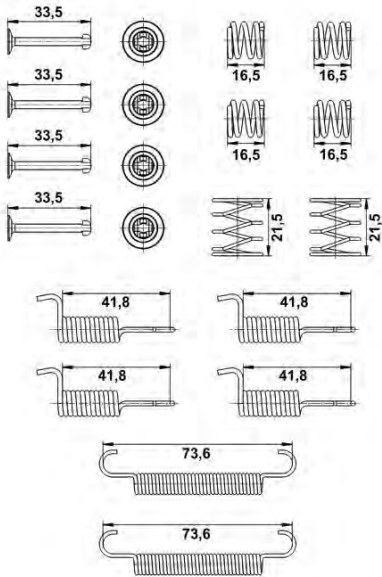


03.0137-9326.2

669326

Zubehörsatz, Feststellbremsbacken

HYUNDAI, KIA

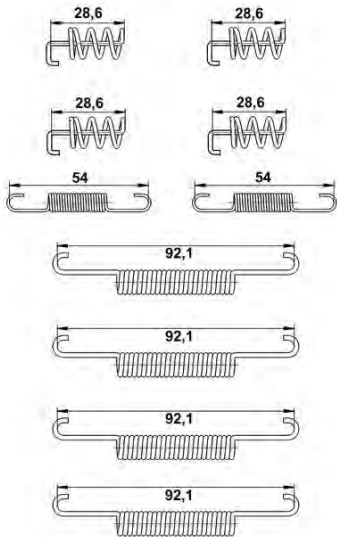


03.0137-9327.2

669327

Zubehörsatz, Feststellbremsbacken

VOLVO

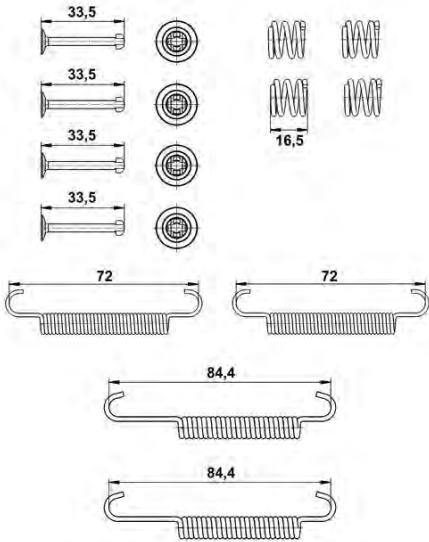


03.0137-9328.2

669328

Zubehörsatz, Feststellbremsbacken

KIA

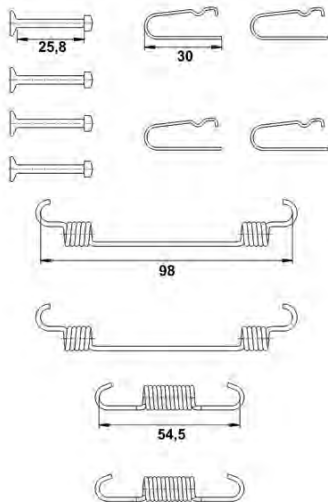


03.0137-9329.2

669329

Zubehörsatz, Feststellbremsbacken

HYUNDAI, KIA

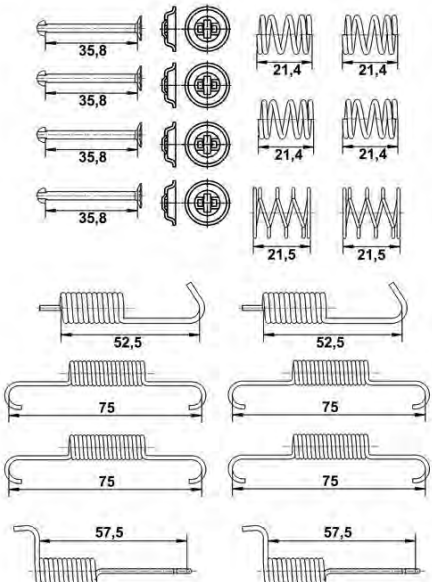


03.0137-9330.2

669330

Zubehörsatz, Feststellbremsbacken

HYUNDAI, KIA

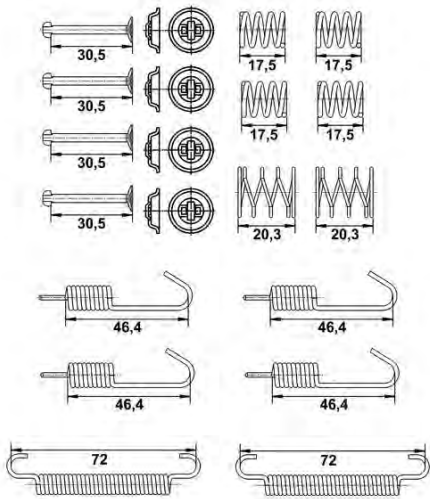


03.0137-9331.2

669331

Zubehörsatz, Feststellbremsbacken

HYUNDAI, KIA

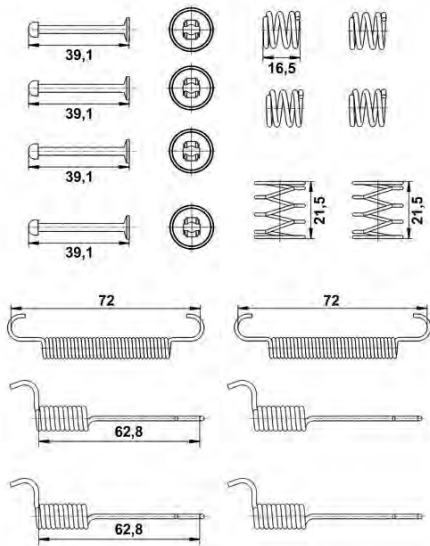


03.0137-9333.2

669333

Zubehörsatz, Feststellbremsbacken

HYUNDAI, KIA

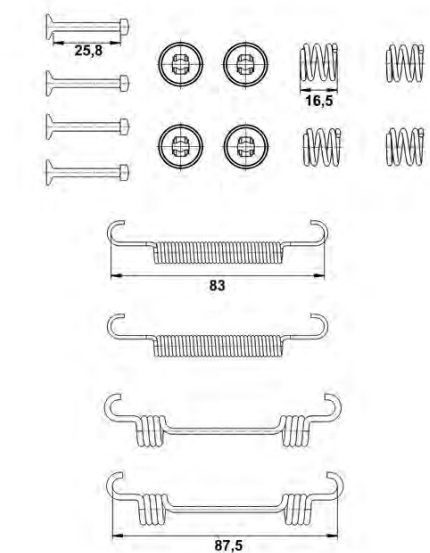


03.0137-9334.2

669334

Zubehörsatz, Feststellbremsbacken

HYUNDAI, KIA

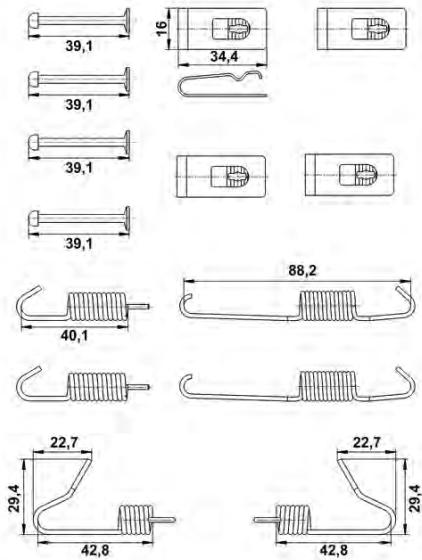


03.0137-9335.2

669335

Zubehörsatz, Feststellbremsbacken

LEXUS, NISSAN, RENAULT, TOYOTA




03.0137-9336.2

669336

Zubehörsatz, Feststellbremsbacken

TOYOTA

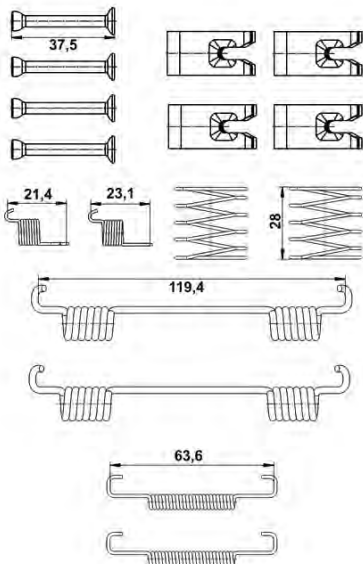


03.0137-9337.2

669337

Zubehörsatz, Feststellbremsbacken

LAND ROVER

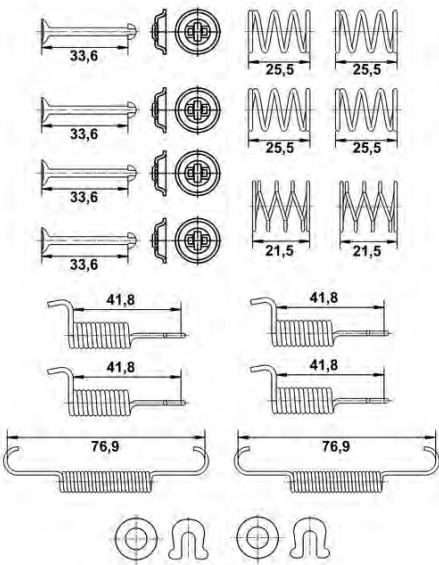


03.0137-9338.2

669338

Zubehörsatz, Feststellbremsbacken

SUBARU

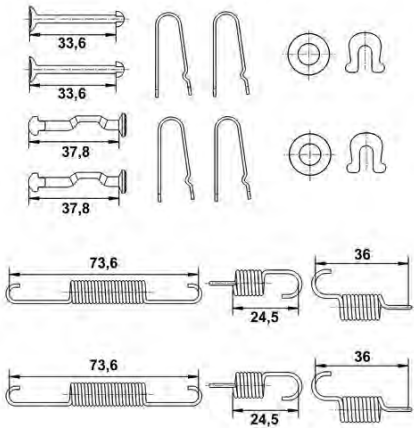


03.0137-9339.2

669339

Zubehörsatz, Feststellbremsbacken

SUBARU

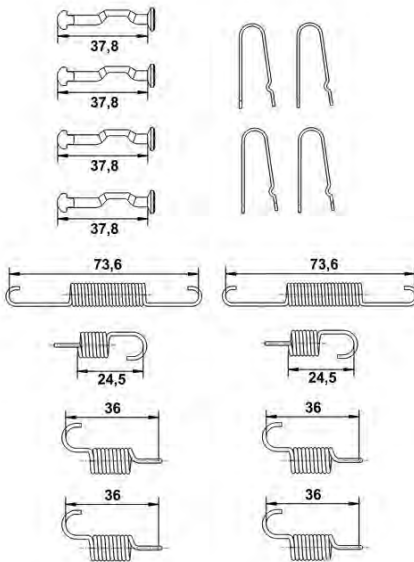


03.0137-9340.2

669340

Zubehörsatz, Feststellbremsbacken

HONDA

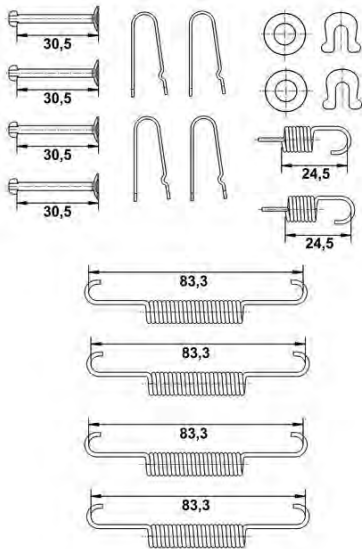


03.0137-9341.2

669341

Zubehörsatz, Feststellbremsbacken

HONDA

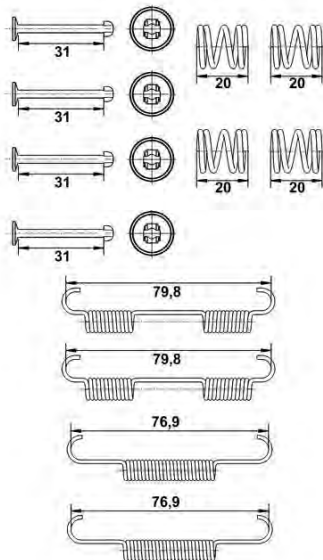


03.0137-9342.2

669342

Zubehörsatz, Feststellbremsbacken

MERCEDES-BENZ, NISSAN

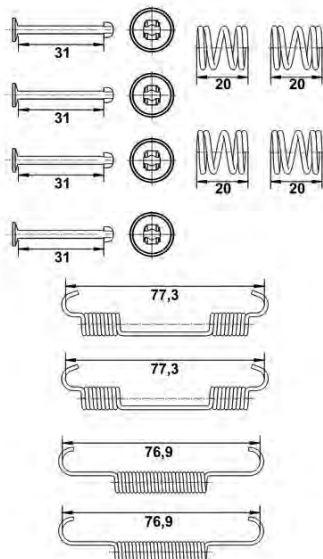


03.0137-9343.2

669343

Zubehörsatz, Feststellbremsbacken

INFINITI, NISSAN

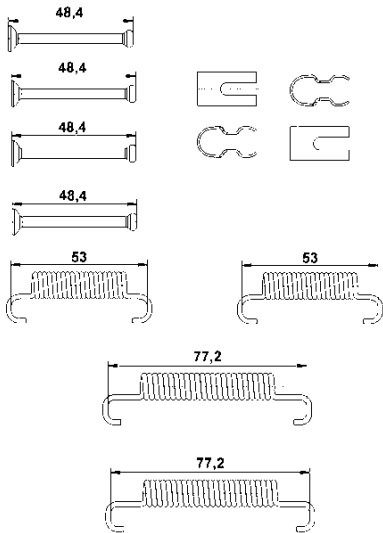


03.0137-9344.2

669344

Zubehörsatz, Feststellbremsbacken

IVECO

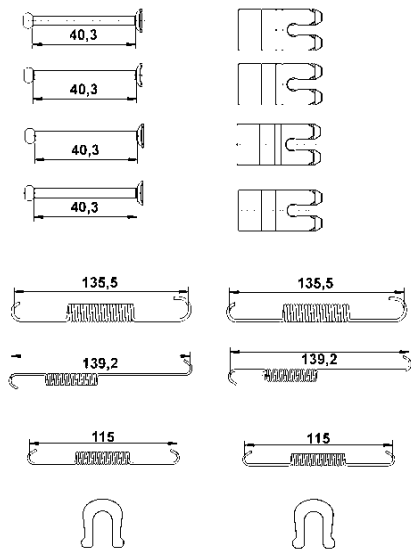


03.0137-9345.2

669345

Zubehörsatz, Bremsbacken

TOYOTA

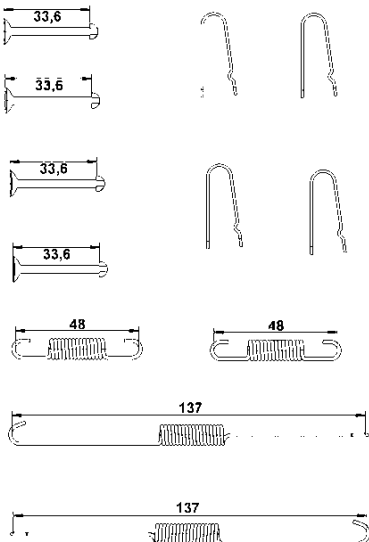


03.0137-9346.2

669346

Zubehörsatz, Bremsbacken

FIAT, MITSUBISHI

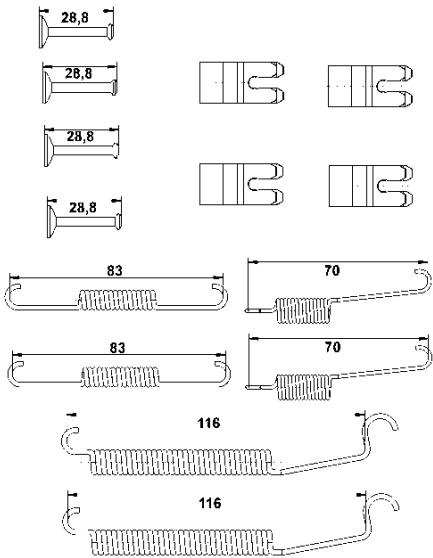


03.0137-9347.2

669347

Zubehörsatz, Bremsbacken

mitsubishi, smart

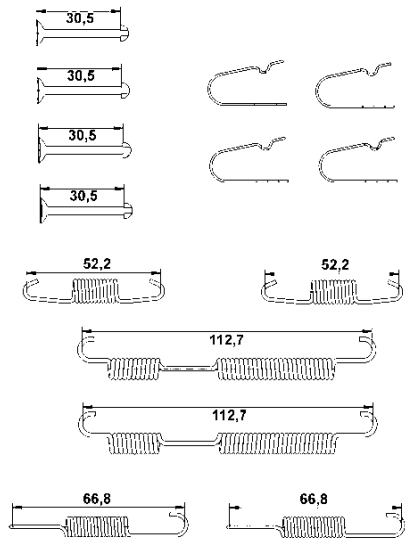


03.0137-9349.2

669349

Zubehörsatz, Feststellbremsbacken

KIA

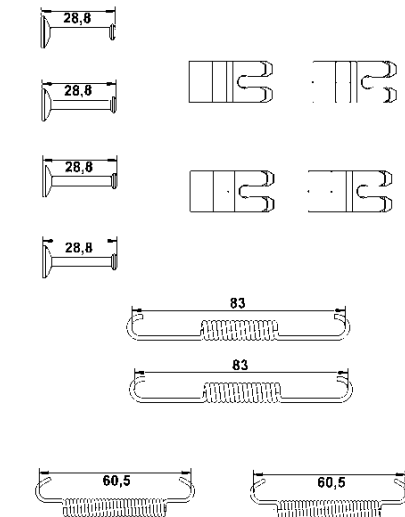


03.0137-9350.2

669350

Zubehörsatz, Feststellbremsbacken

LAND ROVER



03.0137-9351.2

669351

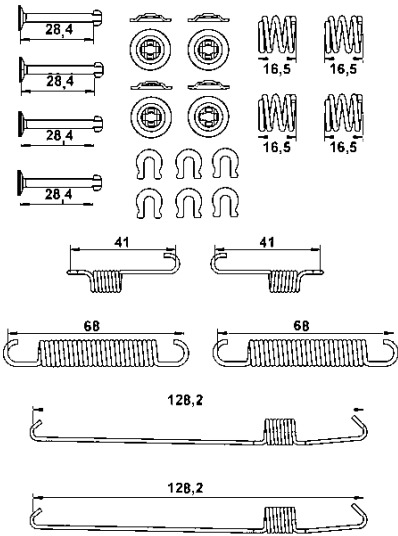


Zubehörsatz, Bremsbacken

HYUNDAI, KIA

03.0137-9353.2

669353

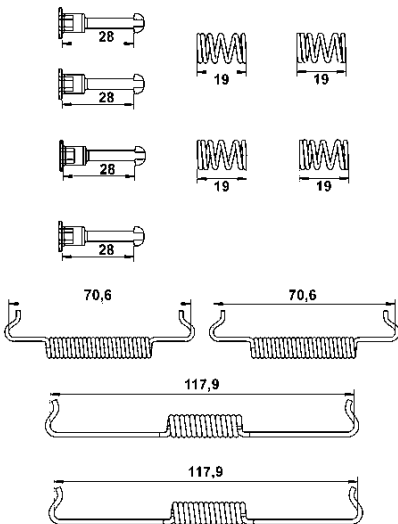


Zubehörsatz, Bremsbacken

DAIHATSU, SUBARU

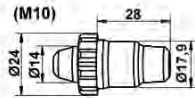
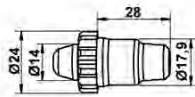
03.0137-9354.2

669354



Zubehörsatz, Feststellbremsbacken

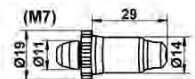
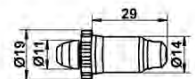
PORSCHE, VW

03.0137-9700.2**669700****Zubehörsatz, Feststellbremsbacken**

für Artikelnummer: 03.0137-0150.2 / 03.0137-0305.2 / 03.0137-0379.2 / 03.0137-0419.2 / 03.0137-0451.2 / 03.0137-3054.2 / 03.0137-4010.2 / 03.0137-4018.2

Ø2 17,9

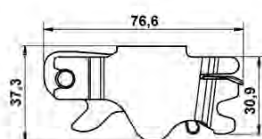
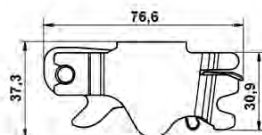
Ø1 24

AUDI, BMW, CITROËN, FIAT, JAGUAR, LANCIA, MERCEDES-BENZ, PEUGEOT, PORSCHE, VW**03.0137-9701.2****669701****Zubehörsatz, Feststellbremsbacken**

für Artikelnummer: 03.0137-0379.2 / 03.0137-0408.2 / 03.0137-0409.2

Ø2 14

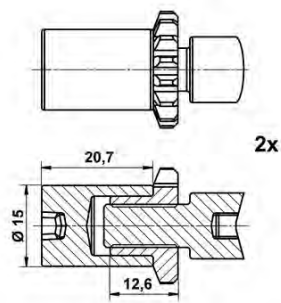

Ø1 19

BMW, FORD, MG, PEUGEOT, ROVER**03.0137-9702.2****669702****Zubehörsatz, Feststellbremsbacken**

für Artikelnummer: 03.0137-0305.2 / 03.0137-0379.2 / 03.0137-0408.2 / 03.0137-0419.2 / 03.0137-0451.2 / 03.0137-4010.2 / 03.0137-4018.2

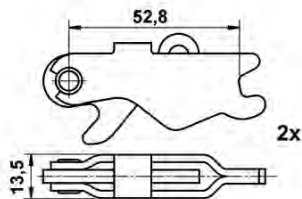
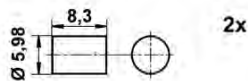
x 37,3

AUDI, BMW, CITROËN, FIAT, MG, PEUGEOT, PORSCHE, ROVER, VW

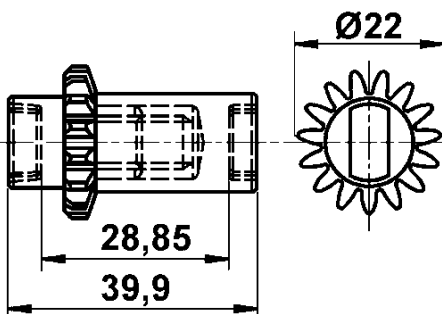
03.0137-9703.2**669703****2x****1x****Zubehörsatz, Feststellbremsbacken**

für Artikelnummer: 03.0137-0170.2 / 03.0137-0244.2 / 03.0137-4005.2 / 03.0137-4006.2 / 03.0137-4007.2 / 03.0137-4009.2 / 03.0137-4011.2 / 03.0137-4012.2 / 03.0137-4013.2 / 03.0137-4016.2 / 03.0137-4017.2

Ø 15

MAYBACH, MERCEDES-BENZ**03.0137-9704.2****669704****2x****2x****Zubehörsatz, Feststellbremsbacken**

für Artikelnummer: 03.0137-0170.2 / 03.0137-0244.2 / 03.0137-4001.2 / 03.0137-4003.2 / 03.0137-4005.2 / 03.0137-4007.2 / 03.0137-4009.2 / 03.0137-4011.2 / 03.0137-4012.2 / 03.0137-4013.2 / 03.0137-4015.2 / 03.0137-4016.2

MAYBACH, MERCEDES-BENZ, VW**03.0137-9705.2****669705****Zubehörsatz, Feststellbremsbacken**

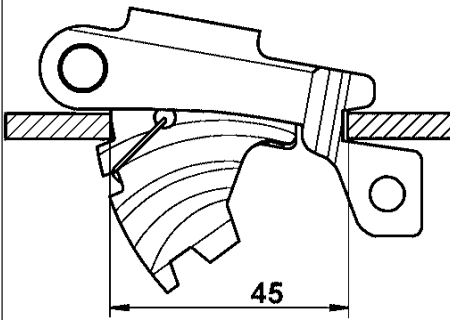
für Artikelnummer: 03.0137-4002.2 / 03.0137-4004.2

Ø 22

CITROËN, FIAT, PEUGEOT

03.0137-9706.2

669706



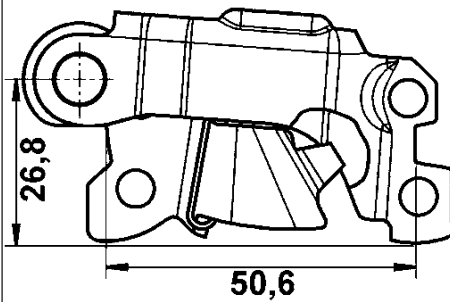
Zubehörsatz, Feststellbremsbacken

für Artikelnummer: 03.0137-4002.2 / 03.0137-4004.2

CITROËN, FIAT, PEUGEOT

03.0137-9707.2

669707




Zubehörsatz, Feststellbremsbacken

für Artikelnummer: 03.0137-4002.2 / 03.0137-4004.2

CITROËN, FIAT, PEUGEOT

03.0420-0319.3

680319



Bremsbackensatz

Fiat

Ø 185

+ RZ / + Zub

x 31

Kolbendurchmesser [mm]: 19

FIAT, NISSAN

03.0420-0617.3

680617



Bremsbackensatz

VW

Ø 180

+ RZ / + Zub

x 31

Kolbendurchmesser [mm]: 17,5

SEAT, VW

03.0420-0620.3

680620



Bremsbackensatz

Ø 250

+ RZ / + Zub


x 51

Kolbendurchmesser [mm]: 20,6

LADA

03.0420-1020.3

681020



Bremsbackensatz

BDX

Ø 180

+ RZ / + Zub

x 42

Kolbendurchmesser [mm]: 20,6

RENAULT

03.0420-1223.3

681223



Bremsbackensatz

TRW

Ø 229

+ RZ / + Zub

x 42

Kolbendurchmesser [mm]: 23,8

BMW

03.0420-1517.3

681517



Bremsbackensatz

VW

Ø 200

+ RZ / + Zub

x 40

Kolbendurchmesser [mm]: 17,5

SEAT, VW

03.0420-2122.3

682122



Bremsbackensatz

TRW

Ø 203

+ RZ / + Zub

x 39

Kolbendurchmesser [mm]: 22,2

FORD

03.0420-2417.3

682417



Bremsbackensatz

AP

Ø 178

+ RZ / + Zub

x 32

Kolbendurchmesser [mm]: 17,5

ROVER

03.0420-2922.3

682922



Bremsbackensatz

BDX

Ø 203

+ RZ / + Zub

x 39

Kolbendurchmesser [mm]: 22,2

FORD

03.0420-3317.3

683317



Bremsbackensatz

Ø 180

+ RZ / + Zub


x 27

Kolbendurchmesser [mm]: 17,8

NISSAN

03.0420-3420.3

683420



Bremsbackensatz

BDX
Ø 268
+ RZ / + Zub
x 56
Kolbendurchmesser [mm]: 20,6

VW

03.0420-3719.3

683719



Bremsbackensatz

TRW
Ø 203
+ RZ / + Zub
x 38
Kolbendurchmesser [mm]: 19

HONDA, ROVER

03.0420-4019.3

684019



Bremsbackensatz

DEL
Ø 200
+ RZ / + Zub
x 46
Kolbendurchmesser [mm]: 19

DAEWOO, OPEL, VAUXHALL

03.0420-4219.3

684219



Bremsbackensatz

VW
Ø 200
+ RZ / + Zub
x 40
Kolbendurchmesser [mm]: 19

SKODA, VW

03.0420-4322.3

684322



Bremsbackensatz

BDX

Ø 180

+ RZ / + Zub

x 32

Kolbendurchmesser [mm]: 22,2

LANCIA

03.0420-4519.3

684519



Bremsbackensatz

Ø 203

+ RZ / + Zub

x 38

Kolbendurchmesser [mm]: 19

HONDA, ROVER

03.0420-4520.3

684520



Bremsbackensatz

Ø 228

+ RZ / + Zub

x 42

Kolbendurchmesser [mm]: 20,6

ALFA ROMEO, FIAT

03.0420-5322.3

685322



Bremsbackensatz

Ø 229

+ RZ / + Zub

x 42

Kolbendurchmesser [mm]: 22,2

BMW

03.0520-0125.3

690125



Bremsbackensatz

TRW
Ø 254
+ RZ / + Zub
vormontiert
x 57
Kolbendurchmesser [mm]: 25,4

RENAULT

03.0520-0215.3

690215



Bremsbackensatz

VW
Ø 180
+ RZ / + Zub
vormontiert
x 31
Kolbendurchmesser [mm]: 15,9

SEAT, VW

03.0520-0226.3

690226



Bremsbackensatz

TRW
Ø 254
+ RZ / + Zub
vormontiert
x 57
Kolbendurchmesser [mm]: 27

CITROËN, FIAT, PEUGEOT

03.0520-0326.3

690326



Bremsbackensatz

AP
Ø 254
+ RZ / + Zub
vormontiert
x 57
Kolbendurchmesser [mm]: 27

CITROËN, FIAT, PEUGEOT

03.0520-0415.3

690415



Bremsbackensatz

VW
Ø 200
+ RZ / + Zub
vormontiert
x 40
Kolbendurchmesser [mm]: 15,9

AUDI, SEAT, VW

03.0520-0419.3

690419



Bremsbackensatz

TRW
Ø 180
+ RZ / + Zub
vormontiert
x 32
Kolbendurchmesser [mm]: 19

PEUGEOT

03.0520-0519.3

690519



Bremsbackensatz

BDX
Ø 164
+ RZ / + Zub
vormontiert
x 32
Kolbendurchmesser [mm]: 19

CITROËN, PEUGEOT

03.0520-0619.3

690619



Bremsbackensatz

BDX
Ø 180
+ RZ / + Zub
vormontiert
x 32
Kolbendurchmesser [mm]: 19

PEUGEOT

03.0520-0719.3

690719



Bremsbackensatz

BDX
Ø 164
+ RZ / + Zub
vormontiert
x 32
Kolbendurchmesser [mm]: 19

CITROËN

03.0520-0723.3

690723



Bremsbackensatz

BDX
Ø 255
+ RZ / + Zub
vormontiert
x 45
Kolbendurchmesser [mm]: 23,8

RENAULT

03.0520-0728.3

690728



Bremsbackensatz

TRW
Ø 254
+ RZ / + Zub
vormontiert
x 57
Kolbendurchmesser [mm]: 28,6

CITROËN, FIAT, PEUGEOT

03.0520-0825.3

690825



Bremsbackensatz

TRW
Ø 254
+ RZ / + Zub
vormontiert
x 57
Kolbendurchmesser [mm]: 25,4

OPEL, RENAULT, VAUXHALL

03.0520-0919.3

690919



Bremsbackensatz

TRW
Ø 180
+ RZ / + Zub
vormontiert
x 41
Kolbendurchmesser [mm]: 19

PEUGEOT

03.0520-0925.3

690925



Bremsbackensatz

TRW
Ø 254
+ RZ / + Zub
vormontiert
x 57
Kolbendurchmesser [mm]: 25,4

CITROËN, FIAT, PEUGEOT

03.0520-1019.3

691019



Bremsbackensatz

TRW
Ø 200
+ RZ / + Zub
vormontiert
x 29
Kolbendurchmesser [mm]: 19

CHEVROLET, OPEL, VAUXHALL

03.0520-1020.3

691020



Bremsbackensatz

BDX
Ø 180
+ RZ / + Zub
vormontiert
x 42
Kolbendurchmesser [mm]: 20,6

RENAULT

03.0520-1022.3

691022



Bremsbackensatz

BDX
Ø 180
+ RZ / + Zub
vormontiert
x 42
Kolbendurchmesser [mm]: 22,2

RENAULT

03.0520-1122.3

691122



Bremsbackensatz

TRW
Ø 180
+ RZ / + Zub
vormontiert
x 41
Kolbendurchmesser [mm]: 22,2

RENAULT

03.0520-1125.3

691125



Bremsbackensatz

Ø 254
+ RZ / + Zub
vormontiert
x 52
Kolbendurchmesser [mm]: 25,4

FORD

03.0520-1223.3

691223



Bremsbackensatz

Ø 229
+ RZ / + Zub
vormontiert
x 42
Kolbendurchmesser [mm]: 23,8

BMW

03.0520-1225.3

691225



Bremsbackensatz

Ø 280
+ RZ / + Zub
vormontiert
x 65
Kolbendurchmesser [mm]: 25,4

FORD

03.0520-1315.3

691315



Bremsbackensatz

Ø 180

+ RZ / + Zub

vormontiert

x 26

Kolbendurchmesser [mm]: 15,9

OPEL, VAUXHALL

03.0520-1415.3

691415



Bremsbackensatz

Ø 200

+ RZ / + Zub

vormontiert

x 29

Kolbendurchmesser [mm]: 15,9

OPEL, SUBARU, SUZUKI, VAUXHALL

03.0520-1417.3

691417



Bremsbackensatz

BDX

Ø 180

+ RZ / + Zub

vormontiert


x 32

Kolbendurchmesser [mm]: 17,5

FORD

03.0520-1425.3

691425



Bremsbackensatz

Ø 254

+ RZ / + Zub

vormontiert

x 57

Kolbendurchmesser [mm]: 25,4

FIAT, OPEL, VAUXHALL

03.0520-1515.3

690109



Bremsbackensatz

Ø 203

+ RZ / + Zub

vormontiert

x 31

Kolbendurchmesser [mm]: 15,9

HYUNDAI

03.0520-1517.3

691517



Bremsbackensatz

VW
Ø 200
+ RZ / + Zub
vormontiert
x 40
Kolbendurchmesser [mm]: 17,5

AUDI, SEAT, VW

03.0520-1619.3

691619



Bremsbackensatz

BDX
Ø 180
+ RZ / + Zub
vormontiert
x 32
Kolbendurchmesser [mm]: 19

CITROËN, PEUGEOT

03.0520-1820.3

691820



Bremsbackensatz

TRW
Ø 180
+ RZ / + Zub
vormontiert
x 32
Kolbendurchmesser [mm]: 20,6

CITROËN

03.0520-1917.3

691917



Bremsbackensatz

TRW
Ø 200
+ RZ / + Zub
vormontiert
x 29
Kolbendurchmesser [mm]: 17,5

OPEL, VAUXHALL

03.0520-2020.3

692020



Bremsbackensatz

BDX
Ø 180
+ RZ / + Zub
vormontiert
x 42
Kolbendurchmesser [mm]: 20,6

RENAULT

03.0520-2022.3

692022



Bremsbackensatz

BDX
Ø 229
+ RZ / + Zub
vormontiert
x 42
Kolbendurchmesser [mm]: 22,2

CITROËN

03.0520-2219.3

692219



Bremsbackensatz

TRW
Ø 203
+ RZ / + Zub
vormontiert
x 39
Kolbendurchmesser [mm]: 19

RENAULT

03.0520-2222.3

692222



Bremsbackensatz

TRW
Ø 228
+ RZ / + Zub
vormontiert
x 45
Kolbendurchmesser [mm]: 22,2

FORD



03.0520-2320.3

692320



Bremsbackensatz

TRW
Ø 228
+ RZ / + Zub
vormontiert
x 45
Kolbendurchmesser [mm]: 20,6

FORD

03.0520-2422.3

692422



Bremsbackensatz

TRW
Ø 229
+ RZ / + Zub
vormontiert
x 42
Kolbendurchmesser [mm]: 22,2

RENAULT

03.0520-2520.3

692520



Bremsbackensatz

TRW
Ø 180
+ RZ / + Zub
vormontiert
x 32
Kolbendurchmesser [mm]: 20,6

CITROËN, PEUGEOT

03.0520-2619.3

692619



Bremsbackensatz

BDX
Ø 255
+ RZ / + Zub
vormontiert
x 61
Kolbendurchmesser [mm]: 19

CITROËN, FIAT, LANCIA, PEUGEOT

03.0520-2620.3

692620



Bremsbackensatz

BDX

Ø 180

+ RZ / + Zub

vormontiert

x 32

Kolbendurchmesser [mm]: 20,6

CITROËN, PEUGEOT

03.0520-2920.3

692920



Bremsbackensatz

TRW

Ø 180

+ RZ / + Zub

vormontiert

x 41

Kolbendurchmesser [mm]: 20,6

RENAULT

03.0520-3020.3

693020



Bremsbackensatz

BDX

Ø 203

+ RZ / + Zub

vormontiert

x 39

Kolbendurchmesser [mm]: 20,6

RENAULT

03.0520-3217.3

693217



Bremsbackensatz

BDX

Ø 203

+ RZ / + Zub

vormontiert

x 39

Kolbendurchmesser [mm]: 17,5

RENAULT



03.0520-3220.3

693220



Bremsbackensatz

BDX
Ø 229
+ RZ / + Zub
vormontiert
x 42
Kolbendurchmesser [mm]: 20,6

CITROËN, PEUGEOT

03.0520-3317.3

693317



Bremsbackensatz

Ø 180
+ RZ / + Zub
vormontiert
x 27
Kolbendurchmesser [mm]: 17,8

NISSAN

03.0520-3417.3

693417



Bremsbackensatz

TRW
Ø 180
+ RZ / + Zub
vormontiert
x 42
Kolbendurchmesser [mm]: 17,8

MERCEDES-BENZ

03.0520-3517.3

693517



Bremsbackensatz

TRW
Ø 203
+ RZ / + Zub
vormontiert
x 39
Kolbendurchmesser [mm]: 17,8

DACIA, RENAULT

03.0520-3617.3

693617



Bremsbackensatz

TRW
Ø 180
+ RZ / + Zub
vormontiert
x 32
Kolbendurchmesser [mm]: 17,8

FORD, MAZDA

03.0520-3717.3

693717



Bremsbackensatz

Ø 200

+ RZ / + Zub

vormontiert

x 46

Kolbendurchmesser [mm]: 17,5

DAEWOO, OPEL, VAUXHALL

03.0520-3917.3

693917



Bremsbackensatz

VW

Ø 180

+ RZ / + Zub

vormontiert

x 31

Kolbendurchmesser [mm]: 17,5

SEAT, VW

03.0520-4017.3

694017



Bremsbackensatz

Ø 180

+ RZ / + Zub

vormontiert

x 31

Kolbendurchmesser [mm]: 17,5

CHEVROLET, DAEWOO

03.0520-4019.3

694019



Bremsbackensatz

DEL

Ø 200

+ RZ / + Zub

vormontiert

x 46

Kolbendurchmesser [mm]: 19

DAEWOO, OPEL, VAUXHALL

03.0520-4117.3

694117



Bremsbackensatz

BOS

Ø 200

+ RZ / + Zub

vormontiert

x 32

Kolbendurchmesser [mm]: 17,5

CITROËN, PEUGEOT, TOYOTA

03.0520-4217.3

694217



Bremsbackensatz

Ø 180

+ RZ / + Zub

vormontiert

x 27

Kolbendurchmesser [mm]: 17,8

NISSAN

03.0520-4219.3

694219



Bremsbackensatz

VW

Ø 200

+ RZ / + Zub

vormontiert

x 40

Kolbendurchmesser [mm]: 19

VW

03.0520-4317.3

694317



Bremsbackensatz

Ø 200

+ RZ / + Zub

vormontiert

x 32

Kolbendurchmesser [mm]: 17,5

TOYOTA

03.0520-4417.3

694417



Bremsbackensatz

Ø 203

+ RZ / + Zub

vormontiert

x 32

Kolbendurchmesser [mm]: 17,8

HYUNDAI

03.0520-4419.3

694419



Bremsbackensatz

Ø 180

+ RZ / + Zub

vormontiert

x 32

Kolbendurchmesser [mm]: 19

FORD

03.0520-4517.3

694517



Bremsbackensatz

Ø 203

+ RZ / + Zub

vormontiert

x 38

Kolbendurchmesser [mm]: 17,8

HYUNDAI

03.0520-4617.3

694617



Bremsbackensatz

Ø 180

+ RZ / + Zub

vormontiert

x 30

Kolbendurchmesser [mm]: 17,8

HYUNDAI

03.0520-4619.3

694619



Bremsbackensatz

TRW

Ø 180

+ RZ / + Zub

vormontiert

x 42

Kolbendurchmesser [mm]: 19

MERCEDES-BENZ

03.0520-4717.3

694717



Bremsbackensatz

Ø 203

+ RZ / + Zub

vormontiert

x 38

Kolbendurchmesser [mm]: 17,5

RENAULT

03.0520-4719.3

694719



Bremsbackensatz

BOS

Ø 180

+ RZ / + Zub

vormontiert

x 42

Kolbendurchmesser [mm]: 19

DACIA, RENAULT

03.0520-4817.3

694817



Bremsbackensatz

Ø 200
+ RZ / + Zub
vormontiert
x 40
Kolbendurchmesser [mm]: 17,5

SEAT, SKODA, VW

03.0520-4819.3

694819



Bremsbackensatz

BDX
Ø 180
+ RZ / - RZR / + Zub
vormontiert
x 32
Kolbendurchmesser [mm]: 19

PEUGEOT

03.0520-4917.3

694917



Bremsbackensatz

Ø 203
+ RZ / + Zub
vormontiert
x 31
Kolbendurchmesser [mm]: 17,5

HYUNDAI

03.0520-5017.3

695017



Bremsbackensatz

BOS
Ø 203
+ RZ / + Zub
vormontiert
x 39
Kolbendurchmesser [mm]: 17,5

DACIA, RENAULT

03.0520-5019.3

695019



Bremsbackensatz

BDX
Ø 203
+ RZ / + Zub
vormontiert
x 39
Kolbendurchmesser [mm]: 19

RENAULT

03.0520-5117.3

695117



Bremsbackensatz

Ø 203

+ RZ / + Zub

vormontiert

x 31

Kolbendurchmesser [mm]: 17,5

HYUNDAI, KIA

03.0520-5119.3

695119



Bremsbackensatz

Ø 200

+ RZ / + Zub

vormontiert

x 29

Kolbendurchmesser [mm]: 19

OPEL, VAUXHALL

03.0520-5120.3

695120



Bremsbackensatz

BDX

Ø 180

+ RZ / + Zub

vormontiert

x 32

Kolbendurchmesser [mm]: 20,6

FIAT, LANCIA

03.0520-5219.3

695219



Bremsbackensatz

Ø 200

+ RZ / + Zub

vormontiert

x 46

Kolbendurchmesser [mm]: 19

OPEL, VAUXHALL

03.0520-5220.3

695220



Bremsbackensatz

AP

Ø 180

+ RZ / + Zub

vormontiert

x 32

Kolbendurchmesser [mm]: 20,6

FIAT, LANCIA

03.0520-5222.3

695222



Bremsbackensatz

AP

Ø 180

+ RZ / + Zub

vormontiert

x 32

Kolbendurchmesser [mm]: 22,2

FIAT

03.0520-5317.3

690113



Bremsbackensatz

ATE

Ø 203

+ RZ / + Zub

vormontiert

x 38

Kolbendurchmesser [mm]: 17,5

RENAULT

03.0520-5319.3

695319



Bremsbackensatz

Ø 200

+ RZ / + Zub

vormontiert

x 40

Kolbendurchmesser [mm]: 19

SKODA, VW

03.0520-5322.3

695322



Bremsbackensatz

Ø 229

+ RZ / + Zub

vormontiert

x 42

Kolbendurchmesser [mm]: 22,2

BMW

03.0520-5419.3

695419



Bremsbackensatz

Ø 230

+ RZ / + Zub

vormontiert

x 32

Kolbendurchmesser [mm]: 19

SKODA

03.0520-5519.3

695519



Bremsbackensatz

TRW
Ø 180
+ RZ / + Zub
vormontiert
x 32
Kolbendurchmesser [mm]: 19
FORD, MAZDA

03.0520-5520.3

695520



Bremsbackensatz

TRW
Ø 229
+ RZ / + Zub
vormontiert
x 42
Kolbendurchmesser [mm]: 20,6
RENAULT

03.0520-5522.3

695522



Bremsbackensatz

TRW
Ø 229
+ RZ / + Zub
vormontiert
x 41
Kolbendurchmesser [mm]: 22,2
RENAULT

03.0520-5622.3

695622



Bremsbackensatz

BDX
Ø 229
+ RZ / + Zub
vormontiert
x 42
Kolbendurchmesser [mm]: 22,2
NISSAN, RENAULT

03.0520-5719.3

695719



Bremsbackensatz

TRW
Ø 230
+ RZ / + Zub
vormontiert
x 42
Kolbendurchmesser [mm]: 19

OPEL, VAUXHALL

03.0520-5720.3

695720



Bremsbackensatz

TRW
Ø 203
+ RZ
+ Zub
vormontiert
x 39
Kolbendurchmesser [mm]: 20,6

CITROËN, PEUGEOT

03.0520-5722.3

695722



Bremsbackensatz

BDX
Ø 203
+ RZ / + Zub
vormontiert
x 39
Kolbendurchmesser [mm]: 22,2

NISSAN, RENAULT

03.0520-5819.3

695819



Bremsbackensatz

TRW
Ø 230
+ RZ / + Zub
vormontiert
x 51
Kolbendurchmesser [mm]: 19

OPEL, VAUXHALL

03.0520-5820.3

695820



Bremsbackensatz

BDX

Ø 229

+ RZ / + Zub

vormontiert

x 42

Kolbendurchmesser [mm]: 20,6

PEUGEOT

03.0520-5822.3

695822



Bremsbackensatz

BDX

Ø 229

+ RZ / + Zub

vormontiert

x 42

Kolbendurchmesser [mm]: 22,2

CITROËN, PEUGEOT

03.0520-5919.3

695919



Bremsbackensatz

Ø 203

+ RZ / + Zub

vormontiert

x 38

Kolbendurchmesser [mm]: 19

FORD

03.0520-5920.3

695920



Bremsbackensatz

BDX

Ø 229

+ RZ / + Zub

vormontiert

x 42

Kolbendurchmesser [mm]: 20,6

PEUGEOT

03.0520-5922.3

695922



Bremsbackensatz

TRW

Ø 229

+ RZ / + Zub

vormontiert

x 42

Kolbendurchmesser [mm]: 22,2

RENAULT



03.0520-6019.3

696019



Bremsbackensatz

Ø 230

+ RZ / + Zub

vormontiert

x 42

Kolbendurchmesser [mm]: 19

OPEL, VAUXHALL

03.0520-6119.3

696119



Bremsbackensatz

TRW

Ø 203

+ RZ / + Zub

vormontiert

x 38

Kolbendurchmesser [mm]: 19

CITROËN

03.0520-6120.3

696120



Bremsbackensatz

VW

Ø 230

+ RZ / + Zub

vormontiert

x 40

Kolbendurchmesser [mm]: 20,6

SEAT, VW

03.0520-6219.3

696219



Bremsbackensatz

AP

Ø 180

+ RZ / + Zub

vormontiert

x 32

Kolbendurchmesser [mm]: 19

FORD, MAZDA

03.0520-6222.3

696222



Bremsbackensatz

Ø 203

+ RZ / + Zub

vormontiert

x 38

Kolbendurchmesser [mm]: 22,2

FORD

03.0520-6319.3

696319



Bremsbackensatz

AP

Ø 203

+ RZ / + Zub

vormontiert

x 38

Kolbendurchmesser [mm]: 19

FORD, MAZDA

03.0520-6320.3

696320



Bremsbackensatz

TRW

Ø 180

+ RZ / + Zub

vormontiert

x 41

Kolbendurchmesser [mm]: 20,6

RENAULT

03.0520-6322.3

696322



Bremsbackensatz

TRW

Ø 229

+ RZ / + Zub

vormontiert

x 42

Kolbendurchmesser [mm]: 22,2

CITROËN, PEUGEOT

03.0520-6419.3

696419



Bremsbackensatz

AP

Ø 203

+ RZ / + Zub

vormontiert

x 38

Kolbendurchmesser [mm]: 19

NISSAN, RENAULT

03.0520-6420.3

696420



Bremsbackensatz

TRW
Ø 203
+ RZ
+ Zub
vormontiert
x 39
Kolbendurchmesser [mm]: 20,6
CITROËN, PEUGEOT

03.0520-6422.3

696422



Bremsbackensatz

TRW
Ø 203
+ RZ / + Zub
vormontiert
x 38
Kolbendurchmesser [mm]: 22,2
FORD

03.0520-6519.3

696519



Bremsbackensatz

BOS
Ø 200
+ RZ / + Zub
vormontiert
x 32
Kolbendurchmesser [mm]: 19
TOYOTA

03.0520-6520.3

696520



Bremsbackensatz

BDX
Ø 180
+ RZ / + Zub
vormontiert
x 32
Kolbendurchmesser [mm]: 20,6
PEUGEOT

03.0520-6522.3

696522



Bremssackensatz

BOS
Ø 203
+ RZ / + Zub
vormontiert
x 32
Kolbendurchmesser [mm]: 22,2

SMART

03.0520-6619.3

696619



Bremssackensatz

Ø 200
+ RZ / + Zub
vormontiert
x 36
Kolbendurchmesser [mm]: 19

CHEVROLET, DAEWOO

03.0520-6620.3

696620



Bremssackensatz

TRW
Ø 203
+ RZ / + Zub
vormontiert
x 38
Kolbendurchmesser [mm]: 20,6

FORD

03.0520-6622.3

696622



Bremssackensatz

AP
Ø 180
+ RZ / + Zub
vormontiert
x 32
Kolbendurchmesser [mm]: 22,2

FIAT

03.0520-6719.3

696719



Bremssackensatz

AP
Ø 203
+ RZ / + Zub
vormontiert
x 38
Kolbendurchmesser [mm]: 19

OPEL, VAUXHALL

03.0520-6720.3

696720



Bremsbackensatz

BDX
Ø 229
+ RZ / + Zub
vormontiert
x 42
Kolbendurchmesser [mm]: 20,6

CITROËN, PEUGEOT

03.0520-6722.3

696722



Bremsbackensatz

BDX
Ø 203
+ RZ / + Zub
vormontiert
x 39
Kolbendurchmesser [mm]: 22,2

ALFA ROMEO, FIAT

03.0520-6819.3

696819




Bremsbackensatz

AP
Ø 228
+ RZ / + Zub
vormontiert
x 42
Kolbendurchmesser [mm]: 19

OPEL, VAUXHALL

03.0520-6822.3

696822



Bremsbackensatz

AP
Ø 203
+ RZ / + Zub
vormontiert
x 38
Kolbendurchmesser [mm]: 22,2

FIAT

03.0520-6919.3

696919



Bremsbackensatz

BOS
Ø 200
+ RZ / + Zub
vormontiert
x 32
Kolbendurchmesser [mm]: 19

OPEL, SUZUKI, VAUXHALL

03.0520-6920.3

696920




Bremsbackensatz

Ø 230
+ RZ / + Zub
vormontiert
x 32
Kolbendurchmesser [mm]: 20,6

SEAT, SKODA, VW

03.0520-6922.3

696922



Bremsbackensatz

AP
Ø 203
+ RZ / + Zub
vormontiert
x 38
Kolbendurchmesser [mm]: 22,2

FIAT, LANCIA

03.0520-7019.3

697019



Bremsbackensatz

Ø 203
+ RZ / + Zub
vormontiert
x 39
Kolbendurchmesser [mm]: 19

LANCIA

03.0520-7022.3

697022



Bremsbackensatz

VW
Ø 200
+ RZ / + Zub
vormontiert
x 40
Kolbendurchmesser [mm]: 22,2

SKODA, VW

03.0520-7119.3**697119****Bremsbackensatz**

Ø 200

+ RZ / + Zub

vormontiert

x 32

Kolbendurchmesser [mm]: 19

TOYOTA**03.0520-7120.3****697120****Bremsbackensatz**

TRW

Ø 203

+ RZ / + Zub

vormontiert

x 39

Kolbendurchmesser [mm]: 20,6

RENAULT**03.0520-7122.3****697122****Bremsbackensatz**

TRW

Ø 254

+ RZ / + Zub

vormontiert

x 57

Kolbendurchmesser [mm]: 22,2

CITROËN, FIAT, PEUGEOT, TOYOTA**03.0520-7220.3****697220****Bremsbackensatz**

AP

Ø 180

+ RZ / + Zub

vormontiert

x 32

Kolbendurchmesser [mm]: 20,6

FIAT**03.0520-7222.3****697222****Bremsbackensatz**

Ø 228

+ RZ / + Zub

vormontiert

x 42

Kolbendurchmesser [mm]: 22,2

DACIA, MERCEDES-BENZ, RENAULT

03.0520-7319.3

697319



Bremsbackensatz

Ø 203

+ RZ / + Zub

vormontiert

x 38

Kolbendurchmesser [mm]: 19

mitsubishi, smart

03.0520-7320.3

697320



Bremsbackensatz

TRW

Ø 230

+ RZ / + Zub

vormontiert

x 42

Kolbendurchmesser [mm]: 20,6

opel, vauxhall

03.0520-7419.3

697419



Bremsbackensatz

Ø 180

+ RZ / + Zub

vormontiert

x 37

Kolbendurchmesser [mm]: 19

hyundai

03.0520-7420.3

697420



Bremsbackensatz

AP

Ø 180

+ RZ / + Zub

vormontiert

x 32

Kolbendurchmesser [mm]: 20,6

fiat

03.0520-7422.3

697422



Bremsbackensatz

AP

Ø 254

+ RZ / + Zub

vormontiert

x 57

Kolbendurchmesser [mm]: 22

fiat, opel, vauxhall

03.0520-7519.3

697519



Bremsbackensatz

Ø 180

+ RZ / + Zub

vormontiert

x 32

Kolbendurchmesser [mm]: 19

HYUNDAI

03.0520-7522.3

697522



Bremsbackensatz

AP

Ø 229

+ RZ / + Zub

vormontiert

x 42

Kolbendurchmesser [mm]: 22,2

RENAULT, SMART

03.0520-7619.3

697619



Bremsbackensatz

Ø 200

+ RZ / + Zub

vormontiert

x 32

Kolbendurchmesser [mm]: 19

FORD

03.0520-7620.3

697620



Bremsbackensatz

TRW

Ø 203

+ RZ / + Zub

vormontiert

x 38

Kolbendurchmesser [mm]: 20,6

CITROËN, PEUGEOT

03.0520-7719.3

697719



Bremsbackensatz

BOS

Ø 220

+ RZ / + Zub

vormontiert

x 35

Kolbendurchmesser [mm]: 19

FIAT, SUZUKI

03.0520-7720.3

697720



Bremsbackensatz

TRW
Ø 203
+ RZ / + Zub
vormontiert
x 39
Kolbendurchmesser [mm]: 20,6

PEUGEOT

03.0520-7819.3

697819



Bremsbackensatz

BOS
Ø 220
+ RZ / + Zub
vormontiert
x 35
Kolbendurchmesser [mm]: 19

MAZDA

03.0520-7820.3

697820



Bremsbackensatz

AP
Ø 228
+ RZ / + Zub
vormontiert
x 43
Kolbendurchmesser [mm]: 20,6

FIAT

03.0520-7919.3

697919



Bremsbackensatz

Ø 228
+ RZ / + Zub
vormontiert
x 42
Kolbendurchmesser [mm]: 19

DACIA, RENAULT

03.0520-7920.3

697920



Bremsbackensatz

AP
Ø 180
+ RZ / + Zub
vormontiert
x 32
Kolbendurchmesser [mm]: 20,6

FIAT



03.0520-8019.3

698019



Bremsbackensatz

Ø 228

+ RZ / + Zub

vormontiert

x 42

Kolbendurchmesser [mm]: 19

DACIA, RENAULT

03.0520-8020.3

698020



Bremsbackensatz

AP

Ø 228

+ RZ / + Zub

vormontiert

x 57

Kolbendurchmesser [mm]: 20,6

FORD

03.0520-8119.3

698119



Bremsbackensatz

BOS

Ø 203

+ RZ / + Zub

vormontiert


x 39

Kolbendurchmesser [mm]: 19

NISSAN

03.0520-8120.3

698120



Bremsbackensatz

AP

Ø 228

+ RZ / + Zub

vormontiert

x 42

Kolbendurchmesser [mm]: 20,6

FORD

03.0520-8219.3

698219



Bremsbackensatz

VW

Ø 200

+ RZ / + Zub

vormontiert

x 40

Kolbendurchmesser [mm]: 19

SEAT, SKODA, VW

03.0520-8220.3

698220



Bremssackensatz

BOS
Ø 180
+ RZ / + Zub
vormontiert
x 32
Kolbendurchmesser [mm]: 20,6

FIAT, FORD

03.0520-8319.3

690110



Bremssackensatz

AP
Ø 230
+ RZ / + Zub
vormontiert
x 43
Kolbendurchmesser [mm]: 19

OPEL, VAUXHALL

03.0520-8320.3

698320



Bremssackensatz

TRW
Ø 200
+ RZ / + Zub
vormontiert
x 46
Kolbendurchmesser [mm]: 20,6

CHEVROLET, DAEWOO

03.0520-8420.3

698420



Bremssackensatz

TRW
Ø 229
+ RZ / + Zub
vormontiert
x 37
Kolbendurchmesser [mm]: 20,6

TOYOTA

03.0520-8519.3

698519



Bremssackensatz

Ø 228
+ RZ / + Zub
vormontiert
x 33
Kolbendurchmesser [mm]: 19

SEAT, SKODA

03.0520-8520.3

698520



Bremsbackensatz

BOS

Ø 203

+ RZ / + Zub

vormontiert

x 39

Kolbendurchmesser [mm]: 20,6

CITROËN, PEUGEOT

03.0520-8720.3

698720



Bremsbackensatz

Ø 230

+ RZ / + Zub

vormontiert

x 42

Kolbendurchmesser [mm]: 20,6

OPEL, VAUXHALL

03.0520-8920.3

698920



Bremsbackensatz

AP

Ø 203

+ RZ / + Zub

vormontiert

x 38

Kolbendurchmesser [mm]: 20,6

DAIHATSU, TOYOTA

03.0520-9020.3

699020



Bremsbackensatz

AP

Ø 228

+ RZ / + Zub

vormontiert

x 42

Kolbendurchmesser [mm]: 20,6

FIAT

03.0520-9120.3

699120



Bremsbackensatz

AP

Ø 228

+ RZ / + Zub

vormontiert


x 42

Kolbendurchmesser [mm]: 20,6

FIAT, LANCIA

03.0520-9220.3

699220



Bremsbackensatz

AP

Ø 203

+ RZ / + Zub

vormontiert

x 38

Kolbendurchmesser [mm]: 20,6

CITROËN, FIAT, PEUGEOT

03.0520-9320.3

699320



Bremsbackensatz

Ø 203

+ RZ / + Zub

vormontiert

x 39

Kolbendurchmesser [mm]: 20,6

LANCIA

03.0520-9420.3

699420



Bremsbackensatz

BOS

Ø 228

+ RZ / + Zub

vormontiert

x 42

Kolbendurchmesser [mm]: 20,6

CITROËN, DS, PEUGEOT

03.0520-9520.3

699520



Bremsbackensatz

Ø 203

+ RZ / + Zub

vormontiert

x 32

Kolbendurchmesser [mm]: 20,6

SMART

03.0520-9620.3

699620



Bremsbackensatz

Ø 203

+ RZ / + Zub

vormontiert

x 39

Kolbendurchmesser [mm]: 20,6

CITROËN, DS

03.0520-9720.3

699720



Bremsbackensatz

BOS

Ø 203

+ RZ / + Zub

vormontiert

x 39

Kolbendurchmesser [mm]: 20,6

CITROËN, PEUGEOT

03.0520-9820.3

690108



Bremsbackensatz

Ø 200

+ RZ / + Zub

vormontiert

x 36

Kolbendurchmesser [mm]: 20,6

CHEVROLET

03.0520-9920.3

699920



Bremsbackensatz

AP

Ø 203

+ RZ / + Zub

vormontiert

x 38

Kolbendurchmesser [mm]: 20,6

TOYOTA

03.0521-0120.3

690120



Bremsbackensatz

AP

Ø 228

+ RZ / + Zub

vormontiert

x 42

Kolbendurchmesser [mm]: 20,6

CITROËN, FIAT, PEUGEOT

03.0521-0220.3

690220



Bremsbackensatz

AP

Ø 228

+ RZ / + Zub

vormontiert

x 42

Kolbendurchmesser [mm]: 20,6

FIAT

03.0521-0320.3

690320



Bremsbackensatz

AP

Ø 228

+ RZ / + Zub

vormontiert

x 42

Kolbendurchmesser [mm]: 20,6

FIAT

03.0521-0420.3

690107



Bremsbackensatz

Ø 228

+ RZ / + Zub

vormontiert

x 42

Kolbendurchmesser [mm]: 20,6

FORD

03.0521-0520.3

690112



Bremsbackensatz

Ø 180

+ RZ / + Zub

vormontiert

x 32

Kolbendurchmesser [mm]: 20,6

FIAT, FORD

03.0521-0620.3

690111



Bremsbackensatz

Ø 203

+ RZ / + Zub

vormontiert

x 39

Kolbendurchmesser [mm]: 20,6

CHRYSLER, FIAT, LANCIA

03.0521-0820.3

690103



Bremsbackensatz

AP

Ø 228

+ RZ / + Zub

vormontiert

x 42

Kolbendurchmesser [mm]: 20,6

FIAT

03.0521-0920.3

690104



Bremsbackensatz

AP

Ø 203

+ RZ / + Zub

vormontiert

x 38

Kolbendurchmesser [mm]: 20,6

RENAULT, SMART

03.3215-2311.3

020018



Radbremszylinder

GG

Kolbendurchmesser [mm]: 15,9

VW

03.3217-2112.3

020027



Radbremszylinder

GG

Kolbendurchmesser [mm]: 17,5

SEAT, VW

03.3217-3512.3

020032



Radbremszylinder

GG

Lucas

Kolbendurchmesser [mm]: 17,5

CHEVROLET, DAEWOO, OPEL, VAUXHALL

03.3225-5511.3

020102



Radbremszylinder

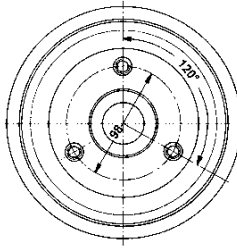
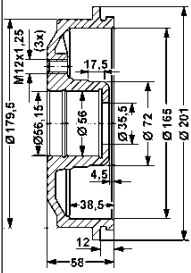
GG

Kolbendurchmesser [mm]: 25,4

VW

24.0216-5001.1

480001

**Bremstrommel**

Ø 201

- RLG

Ø 165

M12x1,25

Br.Tr.Höhe ges. [mm]: 58

x 38,5

/ 166

Durchmesser Aufnahme [mm]: 56

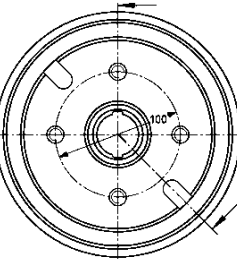
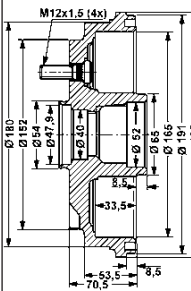
Lochanzahl: 3

Lochkreis-Ø [mm]: 98

CITROËN, PEUGEOT

24.0216-5004.2

480183

**Bremstrommel**

Ø 196

- RLG

- ABS Ring
mit Radbefestigungsbolzen

Ø 165

M12x1,5

Br.Tr.Höhe ges. [mm]: 70,5

x 33,5

/ 166

Durchmesser Aufnahme [mm]: 52

Lochanzahl: 4

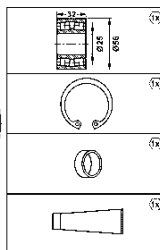
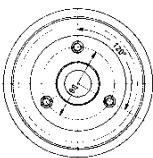
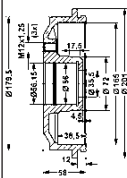
Lochkreis-Ø [mm]: 100

Innendurchmesser 2 [mm]: 40

DAIHATSU

24.0216-5701.2

480212

**Bremstrommel**

Ø 201

+ RLG

Ø 165

M12x1,25

Br.Tr.Höhe ges. [mm]: 58

x 38,5

/ 166

Durchmesser Aufnahme [mm]: 56

Lochanzahl: 3

Lochkreis-Ø [mm]: 98

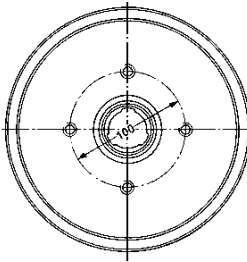
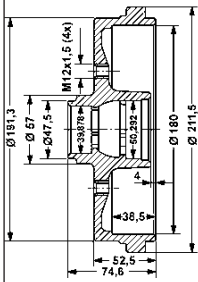
CITROËN, PEUGEOT

24.0218-0007.1

480003

**Bremstrommel**

Ø 211,5
 - RLG
 Ø 180
 M12x1,5
 Br.Tr.Höhe ges. [mm]: 74,6
 x 38,5
 / 181
 Durchmesser Aufnahme [mm]: 50,3
 Lochanzahl: 4
 Lochkreis-Ø [mm]: 100
 Innendurchmesser 2 [mm]: 39,9

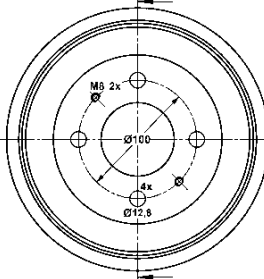
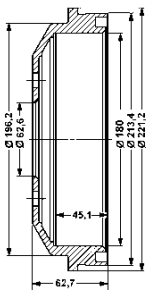
SEAT, VW

24.0218-0008.1

480313

**Bremstrommel**

Ø 221,2
 Ø 180
 Br.Tr.Höhe ges. [mm]: 62,7
 x 45,1
 / 182
 Durchmesser Aufnahme [mm]: 62,5
 Lochanzahl: 4
 12,8
 Lochkreis-Ø [mm]: 100

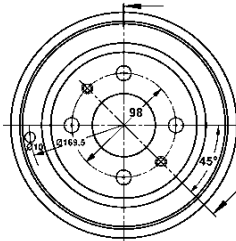
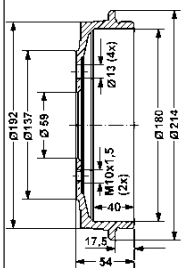
HYUNDAI

24.0218-0011.1

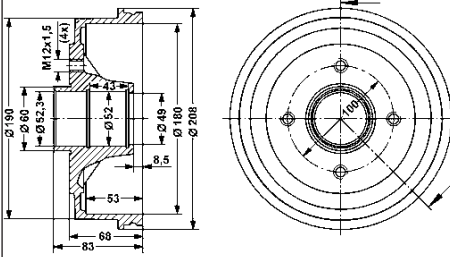
480006

**Bremstrommel**

Ø 214
 Ø 180
 Br.Tr.Höhe ges. [mm]: 54
 x 40
 / 181,4
 Durchmesser Aufnahme [mm]: 59
 Lochanzahl: 4
 13
 Lochkreis-Ø [mm]: 98

FIAT, FORD, LANCIA

24.0218-0013.1 480008

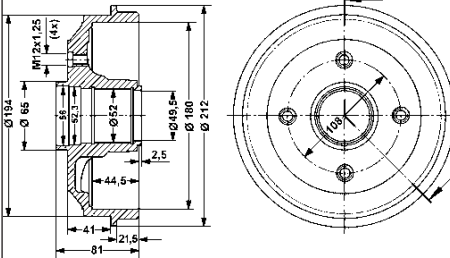


Bremstrommel

- Ø 208
- RLG
- Ø 180
- M12x1,5
- Br.Tr.Höhe ges. [mm]: 83
- x 53
- / 181,3
- Durchmesser Aufnahme [mm]: 52
- Lochanzahl: 4
- Lochkreis-Ø [mm]: 100

RENAULT

24.0218-0016.1 480011

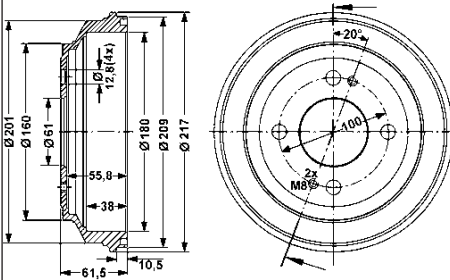


Bremstrommel

- Ø 212
- RLG / - ABS Ring
- Ø 180
- M12x1,25
- Br.Tr.Höhe ges. [mm]: 81
- x 44,5
- / 181
- Durchmesser Aufnahme [mm]: 52
- Lochanzahl: 4
- Lochkreis-Ø [mm]: 108

CITROËN, PEUGEOT

24.0218-0018.1 480063



Bremstrommel

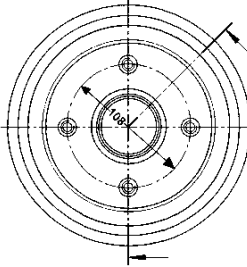
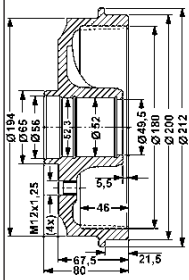
- Ø 217
- Ø 180
- Br.Tr.Höhe ges. [mm]: 61,5
- x 38
- / 181
- Durchmesser Aufnahme [mm]: 61
- Lochanzahl: 4
- 12,8
- Lochkreis-Ø [mm]: 100

HONDA



24.0218-0020.1

480074

**Bremstrommel**

Ø 212

- RLG / - ABS Ring

Ø 180

M12x1,25

Br.Tr.Höhe ges. [mm]: 80

x 46

/ 181

Durchmesser Aufnahme [mm]: 52,3

Lochanzahl: 4

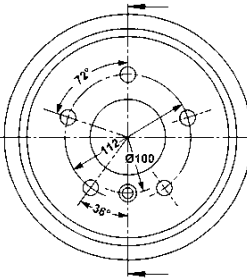
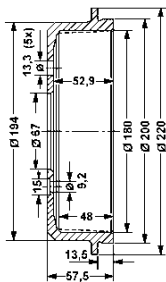
Lochkreis-Ø [mm]: 108

Innendurchmesser 2 [mm]: 52

CITROËN, PEUGEOT

24.0218-0023.1

480077

**Bremstrommel**

Ø 220

Ø 180

Br.Tr.Höhe ges. [mm]: 57,5

x 48

/ 181,2

Durchmesser Aufnahme [mm]: 67

Lochanzahl: 5

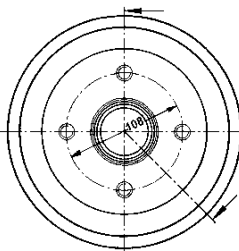
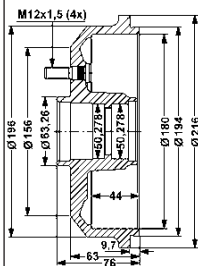
13,3

Lochkreis-Ø [mm]: 112

MERCEDES-BENZ

24.0218-0024.2

480079

**Bremstrommel**

Ø 216

- RLG

- ABS Ring

mit Radbefestigungsbolzen

Ø 180

M12x1,5

Br.Tr.Höhe ges. [mm]: 76

x 44

/ 181,3

Durchmesser Aufnahme [mm]: 50,3

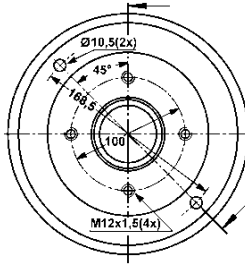
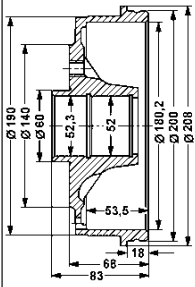
Lochanzahl: 4

Lochkreis-Ø [mm]: 108

FORD, MAZDA

24.0218-0032.1

480118

**Bremstrommel**

Ø 208

- RLG

Ø 180

M12x1,5

Br.Tr.Höhe ges. [mm]: 83

x 53,5

/ 181

Durchmesser Aufnahme [mm]: 52

Lochanzahl: 4

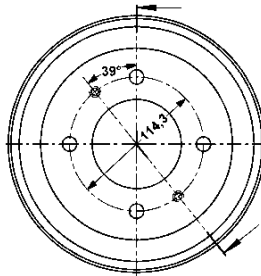
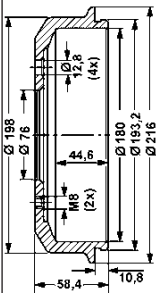
Lochkreis-Ø [mm]: 100

Innendurchmesser 2 [mm]: 52,3

DACIA, RENAULT

24.0218-0034.1

480129

**Bremstrommel**

Ø 216

Ø 180

Br.Tr.Höhe ges. [mm]: 58,4

x 44,6

/ 182

Durchmesser Aufnahme [mm]: 76

Lochanzahl: 4

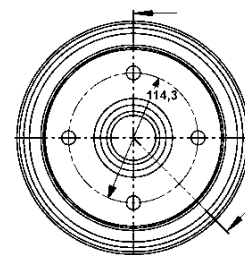
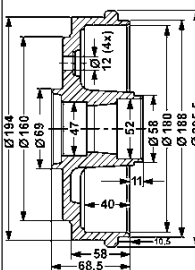
12,8

Lochkreis-Ø [mm]: 114,3

HYUNDAI

24.0218-0035.1

480146

**Bremstrommel**

Ø 205,5

- RLG / - ABS Ring

Ø 180

Br.Tr.Höhe ges. [mm]: 79,5

x 40

/ 182

Durchmesser Aufnahme [mm]: 69

Lochanzahl: 4

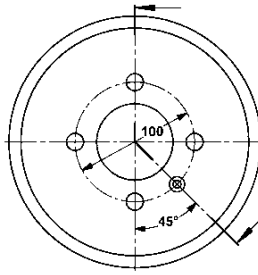
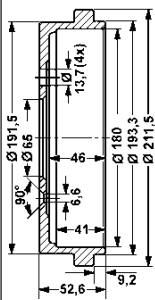
12

Lochkreis-Ø [mm]: 114,3

CHEVROLET, DAEWOO

24.0218-0036.1

480147

**Bremstrommel**

Ø 211,5

Ø 180

Br.Tr.Höhe ges. [mm]: 52,6

x 41

/ 181,5

Durchmesser Aufnahme [mm]: 65

Lochanzahl: 4

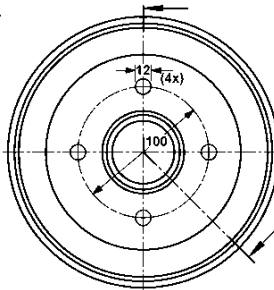
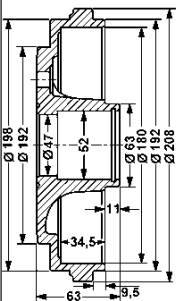
13,7

Lochkreis-Ø [mm]: 100

VW

24.0218-0039.1

480160

**Bremstrommel**

Ø 208

- RLG / - ABS Ring

Ø 180

Br.Tr.Höhe ges. [mm]: 63

x 34,5

/ 182

Durchmesser Aufnahme [mm]: 52

Lochanzahl: 4

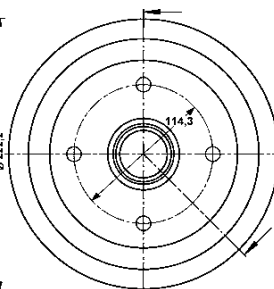
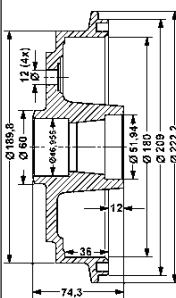
12

Lochkreis-Ø [mm]: 100

OPEL, SUZUKI, VAUXHALL

24.0218-0042.1

480164

**Bremstrommel**

Ø 222,2

- RLG

Ø 180

Br.Tr.Höhe ges. [mm]: 74,3

x 36

/ 182

Durchmesser Aufnahme [mm]: 52

Lochanzahl: 4

12

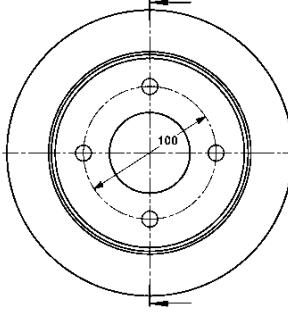
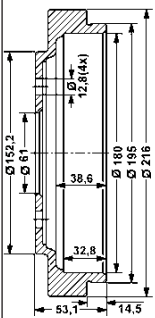
Lochkreis-Ø [mm]: 114,3

Innendurchmesser 2 [mm]: 47

SUZUKI

24.0218-0043.1

480165

**Bremstrommel**

Ø 216

Ø 180

Br.Tr.Höhe ges. [mm]: 53,1

x 32,8

/ 181

Durchmesser Aufnahme [mm]: 61

Lochanzahl: 4

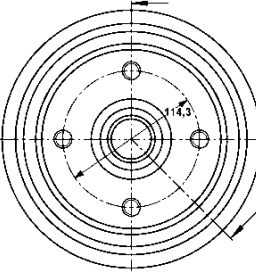
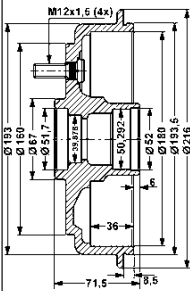
12,8

Lochkreis-Ø [mm]: 100

NISSAN

24.0218-0044.2

480174

**Bremstrommel**

Ø 216

- RLG

- ABS Ring

mit Radbefestigungsbolzen

Ø 180

M12x1,5

Br.Tr.Höhe ges. [mm]: 62,5

x 36

/ 182

Durchmesser Aufnahme [mm]: 50,3

Lochanzahl: 4

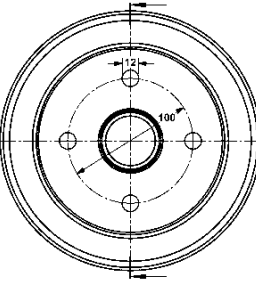
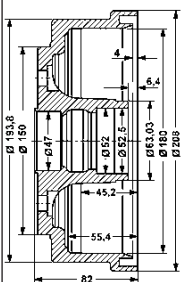
Lochkreis-Ø [mm]: 114,3

Innendurchmesser 2 [mm]: 39,9

HYUNDAI, KIA

24.0218-0046.1

480184

**Bremstrommel**

Ø 208

- RLG / - ABS Ring

Ø 180

Br.Tr.Höhe ges. [mm]: 82

x 45,2

/ 182

Durchmesser Aufnahme [mm]: 52

Lochanzahl: 4

12

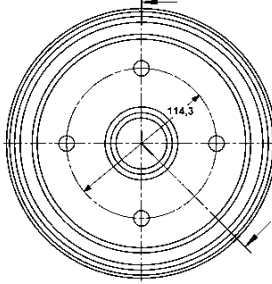
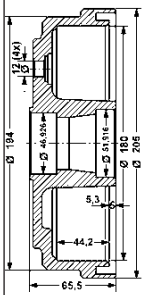
Lochkreis-Ø [mm]: 100

Innendurchmesser 2 [mm]: 47

SUZUKI

24.0218-0047.1

480194

**Bremstrommel**

Ø 205

- RLG / - ABS Ring

Ø 180

Br.Tr.Höhe ges. [mm]: 65,5

x 44,2

/ 182

Durchmesser Aufnahme [mm]: 52

Lochanzahl: 4

12

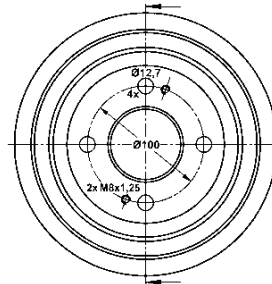
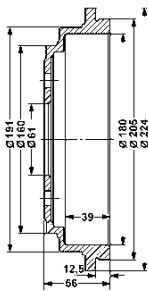
Lochkreis-Ø [mm]: 114,3

Innendurchmesser 2 [mm]: 47

SUZUKI

24.0218-0048.1

480314

**Bremstrommel**

Ø 224

Ø 180

Br.Tr.Höhe ges. [mm]: 56

x 39

/ 181

Durchmesser Aufnahme [mm]: 61

Lochanzahl: 4

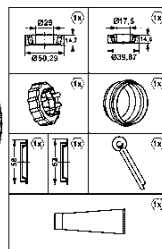
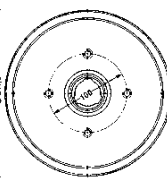
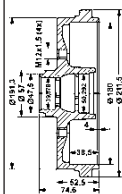
12,7

Lochkreis-Ø [mm]: 100

HONDA

24.0218-0707.2

480211

**Bremstrommel**

Ø 211,5

+ RLG

Ø 180

M12x1,5

Br.Tr.Höhe ges. [mm]: 74,6

x 38,5

/ 181

Durchmesser Aufnahme [mm]: 50,3

Lochanzahl: 4

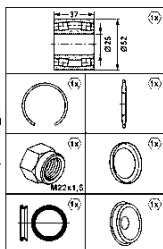
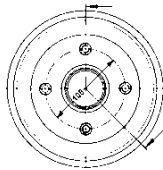
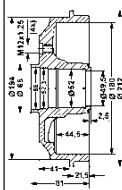
Lochkreis-Ø [mm]: 100

Innendurchmesser 2 [mm]: 39,9

SEAT, VW

24.0218-0716.2

480203

**Bremstrommel**

Ø 212

+ RLG / - ABS Ring

Ø 180

M12x1,25

Br.Tr.Höhe ges. [mm]: 81

x 44,5

/ 181

Durchmesser Aufnahme [mm]: 52

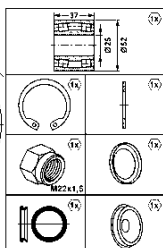
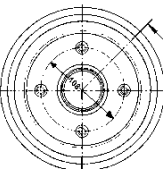
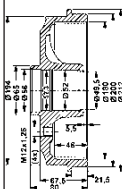
Lochanzahl: 4

Lochkreis-Ø [mm]: 108

CITROËN, PEUGEOT

24.0218-0720.2

480205

**Bremstrommel**

Ø 212

+ RLG / - ABS Ring

Ø 180

M12x1,25

Br.Tr.Höhe ges. [mm]: 80

x 46

/ 181

Durchmesser Aufnahme [mm]: 52,3

Lochanzahl: 4

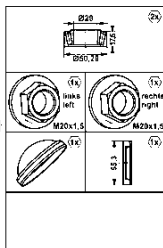
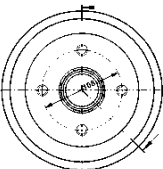
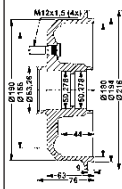
Lochkreis-Ø [mm]: 108

Innendurchmesser 2 [mm]: 52

CITROËN, PEUGEOT

24.0218-0724.2

480206

**Bremstrommel**

Ø 216

+ RLG

- ABS Ring

mit Radbefestigungsbolzen

Ø 180

M12x1,5

Br.Tr.Höhe ges. [mm]: 76

x 44

/ 181,3

Durchmesser Aufnahme [mm]: 50,3

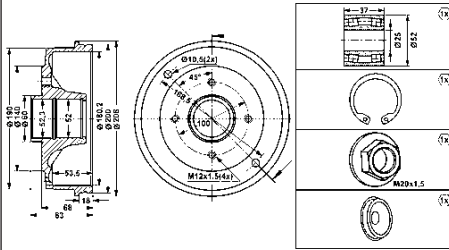
Lochanzahl: 4

Lochkreis-Ø [mm]: 108

FORD, MAZDA

24.0218-0732.2

480207

**Bremstrommel**

Ø 208

+ RLG

Ø 180

M12x1,5

Br.Tr.Höhe ges. [mm]: 83

x 53,5

/ 181

Durchmesser Aufnahme [mm]: 52

Lochanzahl: 4

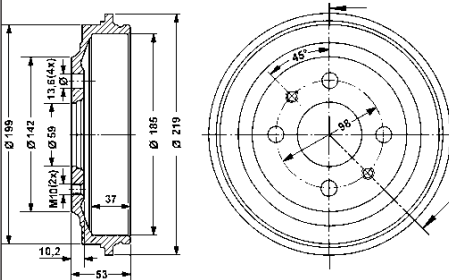
Lochkreis-Ø [mm]: 100

Innendurchmesser 2 [mm]: 52,3

DACIA, RENAULT

24.0218-5001.1

480012

**Bremstrommel**

Ø 219

Ø 185

Br.Tr.Höhe ges. [mm]: 53

x 37

/ 186,8

Durchmesser Aufnahme [mm]: 59

Lochanzahl: 4

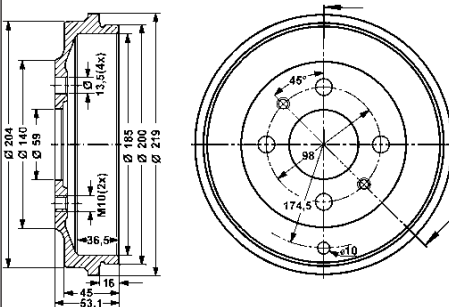
13,6

Lochkreis-Ø [mm]: 98

FIAT, NISSAN, SEAT

24.0218-5002.1

480117

**Bremstrommel**

Ø 219

Ø 185

Br.Tr.Höhe ges. [mm]: 53,1

x 36,5

/ 186,8

Durchmesser Aufnahme [mm]: 59

Lochanzahl: 4

13,5

Lochkreis-Ø [mm]: 98

FIAT

24.0220-0001.2

480013

**Bremstrommel**

Ø 242

Ø 200

Br.Tr.Höhe ges. [mm]: 65,5

x 53,5

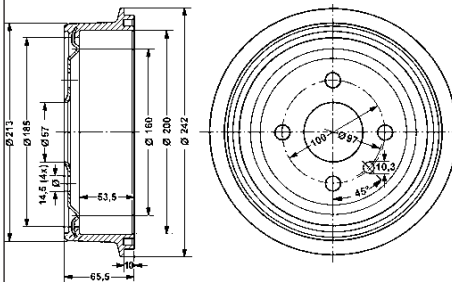
/ 201,3

Durchmesser Aufnahme [mm]: 57

Lochanzahl: 4

14,5

Lochkreis-Ø [mm]: 100

CHEVROLET, DAEWOO, OPEL, VAUXHALL

24.0220-0006.1

480309

**Bremstrommel**

Ø 230

- RLG / - ABS Ring

Ø 200

M12x1,5

Br.Tr.Höhe ges. [mm]: 67,5

x 31

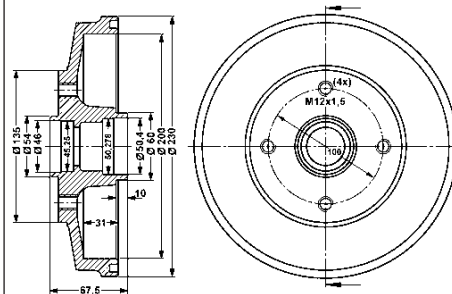
/ 201,5

Lochanzahl: 4

Lochkreis-Ø [mm]: 100

Innendurchmesser 2 [mm]: 50,3

Innendurchmesser 1 [mm]: 45,3

KIA

24.0220-0009.1

480317

**Bremstrommel**

Ø 244

Ø 200

Br.Tr.Höhe ges. [mm]: 57,4

x 40,3

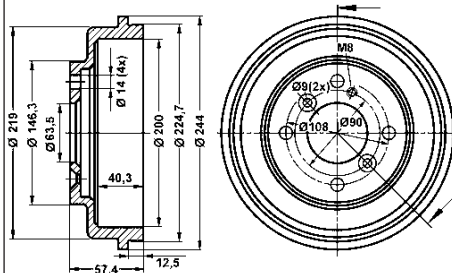
/ 201,5

Durchmesser Aufnahme [mm]: 63,5

Lochanzahl: 4

14

Lochkreis-Ø [mm]: 108

FORD

24.0220-0011.2

480016

**Bremstrommel**

Ø 228

Ø 200

Br.Tr.Höhe ges. [mm]: 54,5

x 37,4

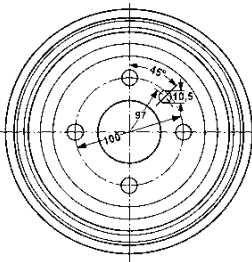
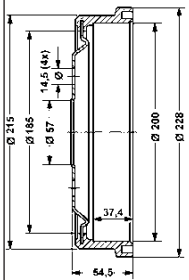
/ 201

Durchmesser Aufnahme [mm]: 57

Lochanzahl: 4

14,5

Lochkreis-Ø [mm]: 100

OPEL, VAUXHALL

24.0220-0012.1

480017

**Bremstrommel**

Ø 228

- RLG

Ø 200

M12x1,5

Br.Tr.Höhe ges. [mm]: 84

x 35

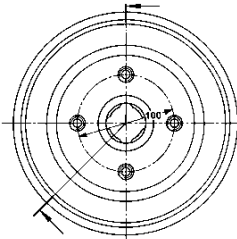
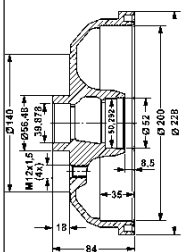
/ 201

Durchmesser Aufnahme [mm]: 50,3

Lochanzahl: 4

Lochkreis-Ø [mm]: 100

Innendurchmesser 2 [mm]: 39,9

CHEVROLET, OPEL, VAUXHALL

24.0220-0018.1

480019

**Bremstrommel**

Ø 240

- RLG / - ABS Ring

Ø 200

M12x1,5

Br.Tr.Höhe ges. [mm]: 81,3

x 50

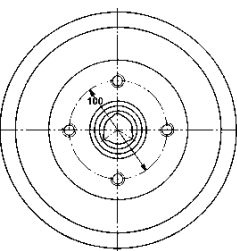
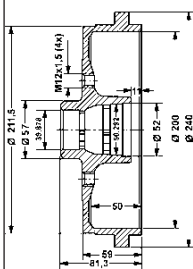
/ 201

Durchmesser Aufnahme [mm]: 50,3

Lochanzahl: 4

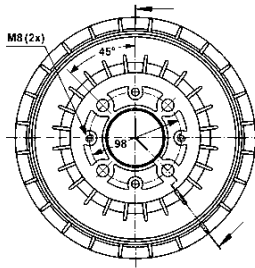
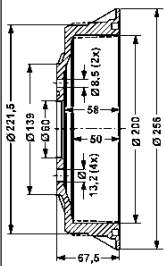
Lochkreis-Ø [mm]: 100

Innendurchmesser 2 [mm]: 39,9

SEAT, SKODA, VW

24.0220-0020.1

480059

**Bremstrommel**

Ø 256

Ø 200

Br.Tr.Höhe ges. [mm]: 67,5

x 50

/ 201,5

Durchmesser Aufnahme [mm]: 60

Lochanzahl: 4

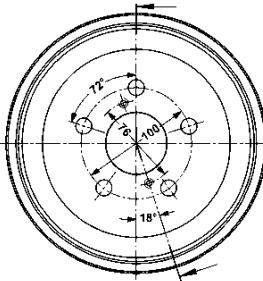
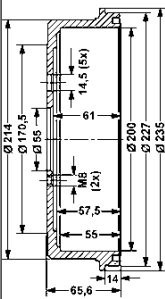
13,2

Lochkreis-Ø [mm]: 98

LADA

24.0220-0022.1

480083

**Bremstrommel**

Ø 235

Ø 200

Br.Tr.Höhe ges. [mm]: 65,6

x 55

/ 201

Durchmesser Aufnahme [mm]: 55

Lochanzahl: 5

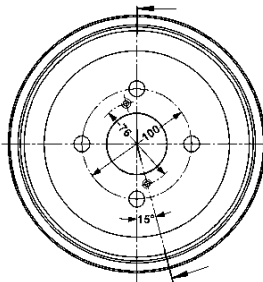
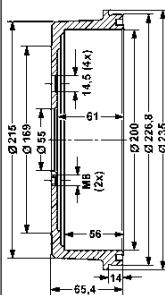
14,5

Lochkreis-Ø [mm]: 100

TOYOTA

24.0220-0023.1

480084

**Bremstrommel**

Ø 235

Ø 200

Br.Tr.Höhe ges. [mm]: 65,4

x 56

/ 201

Durchmesser Aufnahme [mm]: 55

Lochanzahl: 4

14,5

Lochkreis-Ø [mm]: 100

TOYOTA

24.0220-0026.1

480104

**Bremstrommel**

Ø 241

Ø 200

Br.Tr.Höhe ges. [mm]: 58

x 42

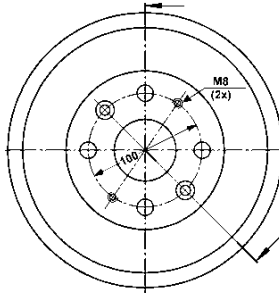
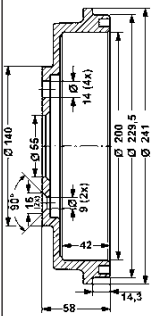
/ 201

Durchmesser Aufnahme [mm]: 55

Lochanzahl: 4

14

Lochkreis-Ø [mm]: 100

MAZDA

24.0220-0031.1

480125

**Bremstrommel**

Ø 246

Ø 200

Br.Tr.Höhe ges. [mm]: 58,5

x 41,5

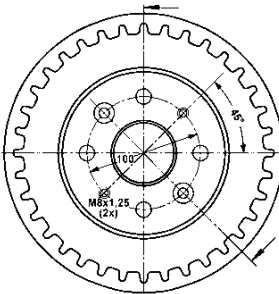
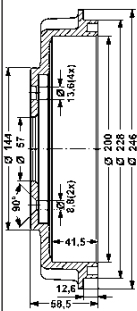
/ 201

Durchmesser Aufnahme [mm]: 57

Lochanzahl: 4

13,6

Lochkreis-Ø [mm]: 100

KIA

24.0220-0032.1

480130

**Bremstrommel**

Ø 240

Ø 200

Br.Tr.Höhe ges. [mm]: 59

x 50,1

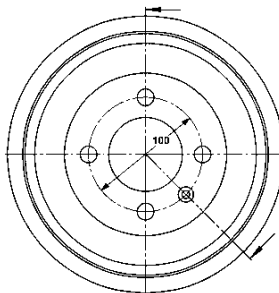
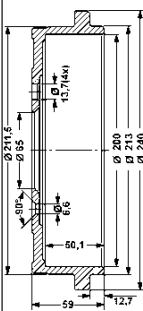
/ 201,5

Durchmesser Aufnahme [mm]: 65

Lochanzahl: 4

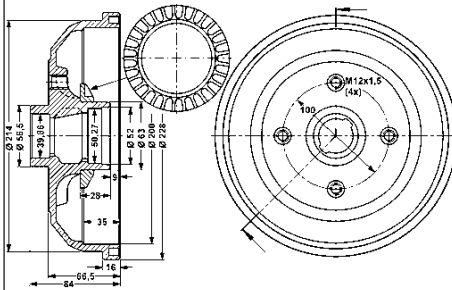
13,7

Lochkreis-Ø [mm]: 100

SEAT, SKODA, VW

24.0220-0033.2

480132

**Bremstrommel**

Ø 228

- RLG / + ABS Ring

Ø 200

M12x1,5

Br.Tr.Höhe ges. [mm]: 84

x 35

/ 201

Durchmesser Aufnahme [mm]: 50,3

Lochanzahl: 4

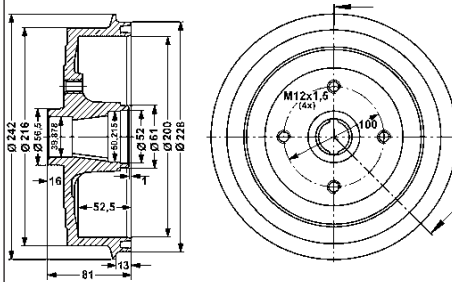
Lochkreis-Ø [mm]: 100

Innendurchmesser 2 [mm]: 39,9

CHEVROLET, OPEL, VAUXHALL

24.0220-0036.1

480149

**Bremstrommel**

Ø 228

- RLG / - ABS Ring

Ø 200

M12x1,5

Br.Tr.Höhe ges. [mm]: 81

x 52,5

/ 201

Durchmesser Aufnahme [mm]: 50,3

Lochanzahl: 4

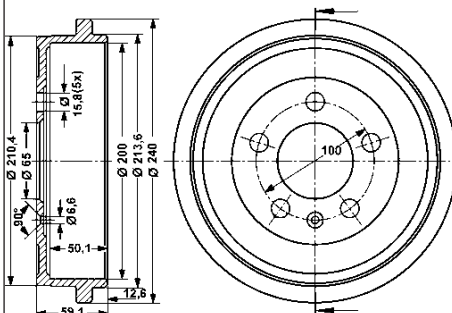
Lochkreis-Ø [mm]: 100

Innendurchmesser 2 [mm]: 39,9

CHEVROLET, DAEWOO

24.0220-0037.1

480161

**Bremstrommel**

Ø 240

Ø 200

Br.Tr.Höhe ges. [mm]: 59,1

x 50,1

/ 201,5

Durchmesser Aufnahme [mm]: 65

Lochanzahl: 5

15,8

Lochkreis-Ø [mm]: 100

AUDI, SEAT, SKODA, VW

24.0220-0038.1

480162

**Bremstrommel**

Ø 228

- RLG / - ABS Ring

Ø 200

M12x1,5

Br.Tr.Höhe ges. [mm]: 94,2

x 54

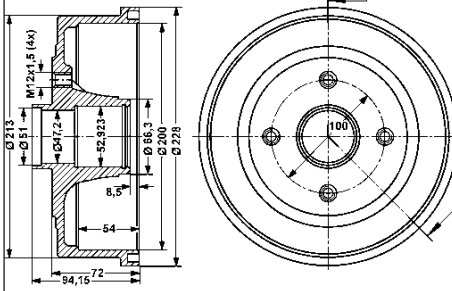
/ 201

Durchmesser Aufnahme [mm]: 53

Lochanzahl: 4

Lochkreis-Ø [mm]: 100

Innendurchmesser 2 [mm]: 47,2

OPEL, VAUXHALL

24.0220-0039.1

480163

**Bremstrommel**

Ø 228

- RLG / - ABS Ring

Ø 200

M12x1,5

Br.Tr.Höhe ges. [mm]: 85,7

x 35

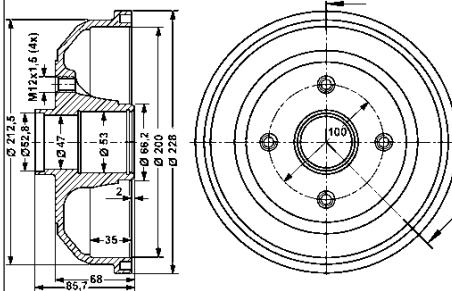
/ 201

Durchmesser Aufnahme [mm]: 53

Lochanzahl: 4

Lochkreis-Ø [mm]: 100

Innendurchmesser 2 [mm]: 47

OPEL, VAUXHALL

24.0220-0041.1

480167

**Bremstrommel**

Ø 242

Ø 200

Br.Tr.Höhe ges. [mm]: 51,7

x 41,8

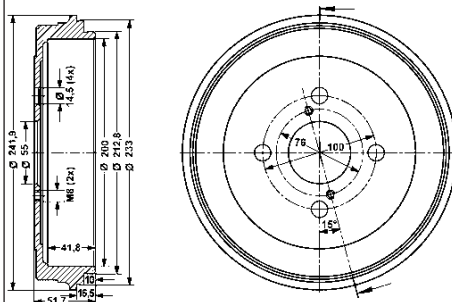
/ 201

Durchmesser Aufnahme [mm]: 55

Lochanzahl: 4

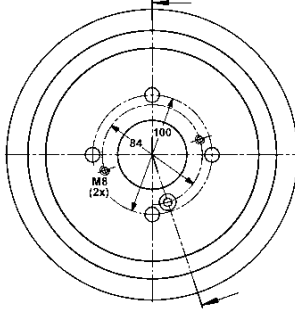
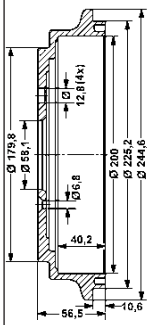
14,5

Lochkreis-Ø [mm]: 100

TOYOTA

24.0220-0044.1

480192

**Bremstrommel**

Ø 244,6

Ø 200

Br.Tr.Höhe ges. [mm]: 56,5

x 40,2

/ 202

Durchmesser Aufnahme [mm]: 58,1

Lochanzahl: 4

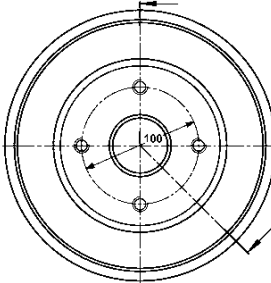
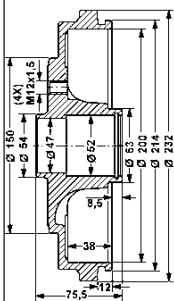
12,8

Lochkreis-Ø [mm]: 100

SUZUKI

24.0220-0045.1

480189

**Bremstrommel**

Ø 232

- RLG / - ABS Ring

Ø 200

M12x1,5

Br.Tr.Höhe ges. [mm]: 75,5

x 38

/ 202

Durchmesser Aufnahme [mm]: 52

Lochanzahl: 4

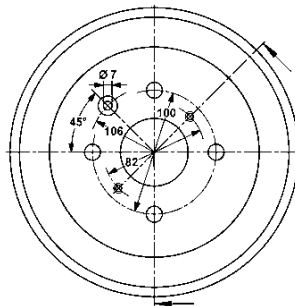
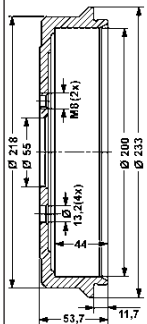
Lochkreis-Ø [mm]: 100

Innendurchmesser 2 [mm]: 47

OPEL, SUZUKI, VAUXHALL

24.0220-0046.1

480193

**Bremstrommel**

Ø 233

Ø 200

Br.Tr.Höhe ges. [mm]: 53,7

x 44

/ 201

Durchmesser Aufnahme [mm]: 55

Lochanzahl: 4

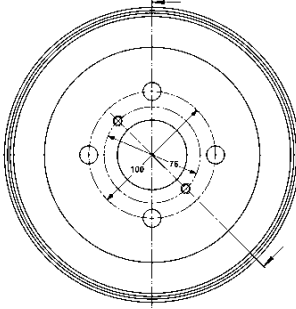
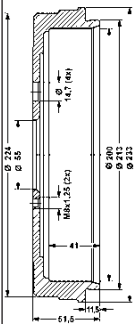
13,2

Lochkreis-Ø [mm]: 100

CITROËN, PEUGEOT, TOYOTA

24.0220-0047.1

480199

**Bremstrommel**

Ø 233

Ø 200

Br.Tr.Höhe ges. [mm]: 51,5

x 41

/ 201

Durchmesser Aufnahme [mm]: 55

Lochanzahl: 4

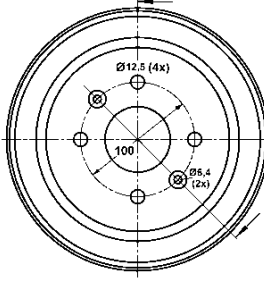
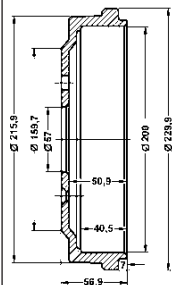
14,7

Lochkreis-Ø [mm]: 100

TOYOTA

24.0220-0048.1

480318

**Bremstrommel**

Ø 230

Ø 200

Br.Tr.Höhe ges. [mm]: 56,9

x 40,5

/ 201

Durchmesser Aufnahme [mm]: 57

Lochanzahl: 4

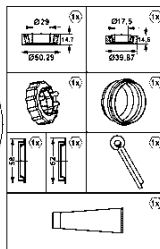
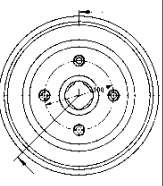
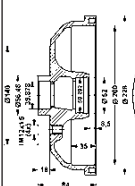
12,5

Lochkreis-Ø [mm]: 100

CHEVROLET

24.0220-0712.2

480208

**Bremstrommel**

Ø 228

+ RLG

Ø 200

M12x1,5

Br.Tr.Höhe ges. [mm]: 84

x 35

/ 201

Durchmesser Aufnahme [mm]: 50,3

Lochanzahl: 4

Lochkreis-Ø [mm]: 100

Innendurchmesser 2 [mm]: 39,9

CHEVROLET, OPEL, VAUXHALL

24.0220-0718.2

480209

**Bremstrommel**

Ø 240

+ RLG / - ABS Ring

Ø 200

M12x1,5

Br.Tr.Höhe ges. [mm]: 81,3

x 50

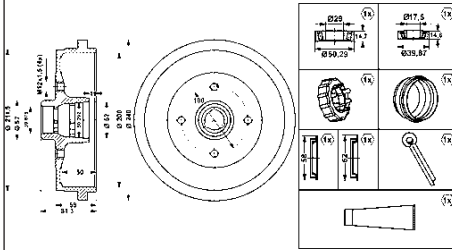
/ 201

Durchmesser Aufnahme [mm]: 50,3

Lochanzahl: 4

Lochkreis-Ø [mm]: 100

Innendurchmesser 2 [mm]: 39,9

SEAT, SKODA, VW

24.0220-0738.2

480214

**Bremstrommel**

Ø 228

+ RLG / - ABS Ring

Ø 200

M12x1,5

Br.Tr.Höhe ges. [mm]: 94,2

x 54

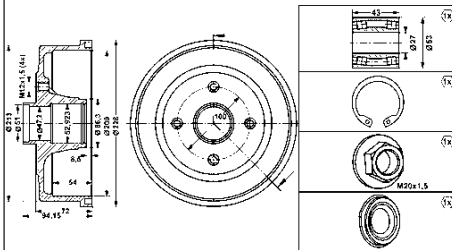
/ 201

Durchmesser Aufnahme [mm]: 52,9

Lochanzahl: 4

Lochkreis-Ø [mm]: 100

Innendurchmesser 2 [mm]: 27

OPEL, VAUXHALL

24.0220-2001.1

480307

**Bremstrommel**

Ø 249,5

Ø 203

Br.Tr.Höhe ges. [mm]: 61

x 48,5

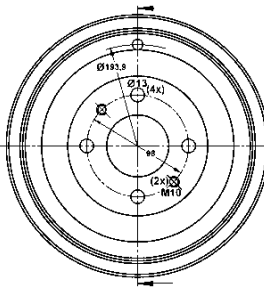
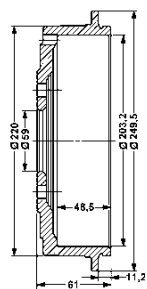
/ 204,7

Durchmesser Aufnahme [mm]: 59

Lochanzahl: 4

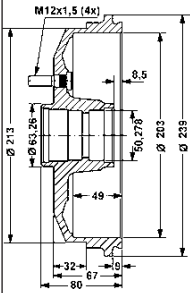
13

Lochkreis-Ø [mm]: 98

CITROËN, PEUGEOT

24.0220-3004.2

480023

**Bremstrommel**

Ø 239

- RLG
- ABS Ring
mit Radbefestigungsbolzen

Ø 203

M12x1,5

Br.Tr.Höhe ges. [mm]: 80

x 49

/ 204

Durchmesser Aufnahme [mm]: 50,3

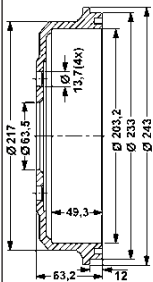
Lochanzahl: 4

Lochkreis-Ø [mm]: 108

FORD

24.0220-3006.1

480062

**Bremstrommel**

Ø 243

Ø 203

Br.Tr.Höhe ges. [mm]: 63,2

x 49,3

/ 204,5

Durchmesser Aufnahme [mm]: 63,5

Lochanzahl: 4

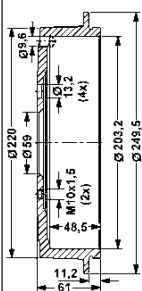
13,8

Lochkreis-Ø [mm]: 100

FORD

24.0220-3007.1

480064

**Bremstrommel**

Ø 249,5

Ø 203

Br.Tr.Höhe ges. [mm]: 61

x 48,5

/ 204,7

Durchmesser Aufnahme [mm]: 59

Lochanzahl: 4

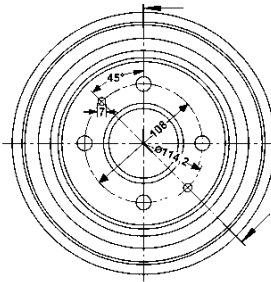
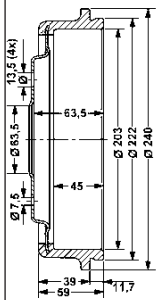
13,2

Lochkreis-Ø [mm]: 98

ALFA ROMEO, FIAT, LANCIA

24.0220-3008.2

480075

**Bremstrommel**

Ø 240

Ø 203

Br.Tr.Höhe ges. [mm]: 59

x 45

/ 204

Durchmesser Aufnahme [mm]: 63,5

Lochanzahl: 4

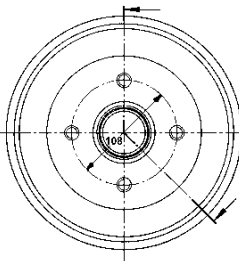
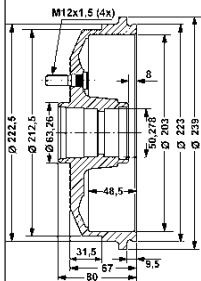
13,5

Lochkreis-Ø [mm]: 108

FORD

24.0220-3009.2

480080

**Bremstrommel**

Ø 239

- RLG

- ABS Ring

mit Radbefestigungsbolzen

Ø 203

M12x1,5

Br.Tr.Höhe ges. [mm]: 80

x 48,5

/ 204,3

Durchmesser Aufnahme [mm]: 50,3

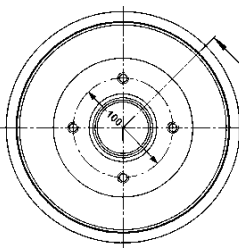
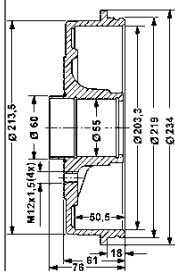
Lochanzahl: 4

Lochkreis-Ø [mm]: 108

FORD, MAZDA

24.0220-3010.1

480081

**Bremstrommel**

Ø 234

- RLG / - ABS Ring

Ø 203

M12x1,5

Br.Tr.Höhe ges. [mm]: 76

x 50,5

/ 204,5

Durchmesser Aufnahme [mm]: 55

Lochanzahl: 4

Lochkreis-Ø [mm]: 100

NISSAN, RENAULT

24.0220-3012.1

480088

**Bremstrommel**

Ø 234

- RLG / - ABS Ring

Ø 203

M12x1,5

Br.Tr.Höhe ges. [mm]: 85,5

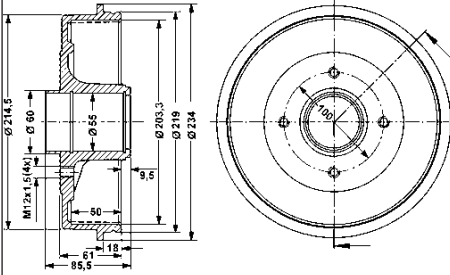
x 50

/ 204,5

Durchmesser Aufnahme [mm]: 55

Lochanzahl: 4

Lochkreis-Ø [mm]: 100

RENAULT

24.0220-3013.1

480089

**Bremstrommel**

Ø 247

- RLG / - ABS Ring

Ø 203

M12x1,25

Br.Tr.Höhe ges. [mm]: 71,5

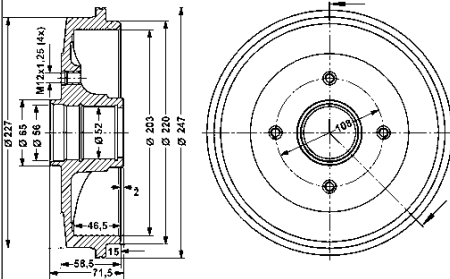
x 46,5

/ 204,5

Durchmesser Aufnahme [mm]: 52

Lochanzahl: 4

Lochkreis-Ø [mm]: 108

CITROËN, PEUGEOT

24.0220-3014.1

480090

**Bremstrommel**

Ø 247

- RLG / - ABS Ring

Ø 203

M12x1,25

Br.Tr.Höhe ges. [mm]: 81

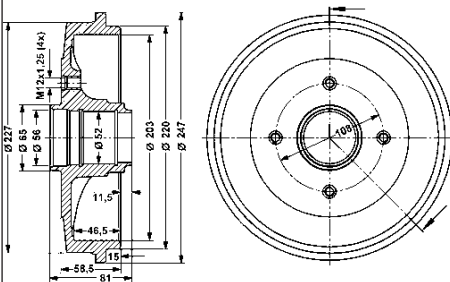
x 46,5

/ 204,5

Durchmesser Aufnahme [mm]: 52

Lochanzahl: 4

Lochkreis-Ø [mm]: 108

CITROËN, PEUGEOT

24.0220-3017.1

480108

**Bremstrommel**

Ø 241

Ø 203

Br.Tr.Höhe ges. [mm]: 64,5

x 42

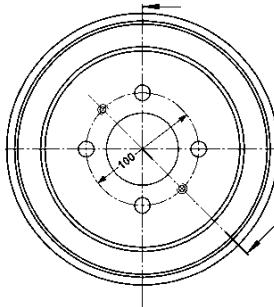
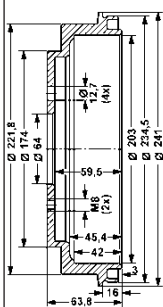
/ 205

Durchmesser Aufnahme [mm]: 64

Lochanzahl: 4

13

Lochkreis-Ø [mm]: 100

MITSUBISHI

24.0220-3020.2

480131

**Bremstrommel**

Ø 239

- RLG

- ABS Ring

mit Radbefestigungsbolzen

Ø 203

M12x1,5

Br.Tr.Höhe ges. [mm]: 81

x 44,5

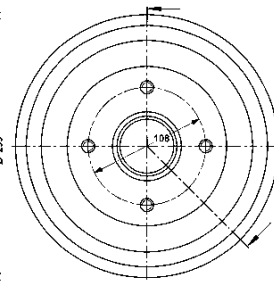
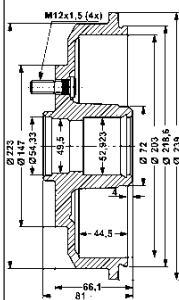
/ 204,3

Durchmesser Aufnahme [mm]: 52,3

Lochanzahl: 4

Lochkreis-Ø [mm]: 108

Innendurchmesser 2 [mm]: 49,5

FORD, SSANGYONG

24.0220-3026.2

480175

**Bremstrommel**

Ø 243

- RLG / - ABS Ring

Ø 203

M12x1,5

Br.Tr.Höhe ges. [mm]: 81,1

x 44,5

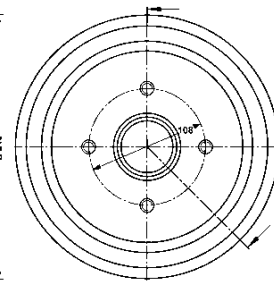
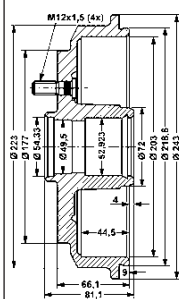
/ 204,3

Durchmesser Aufnahme [mm]: 52,9

Lochanzahl: 4

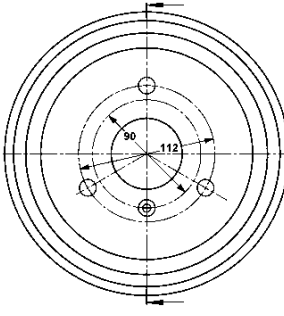
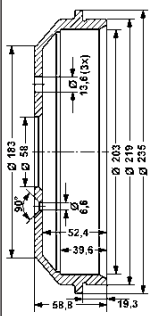
Lochkreis-Ø [mm]: 108

Innendurchmesser 2 [mm]: 49,5

FORD

24.0220-3027.1

480168

**Bremstrommel**

Ø 235

Ø 203

Br.Tr.Höhe ges. [mm]: 58,8

x 39,6

/ 204,5

Durchmesser Aufnahme [mm]: 58

Lochanzahl: 3

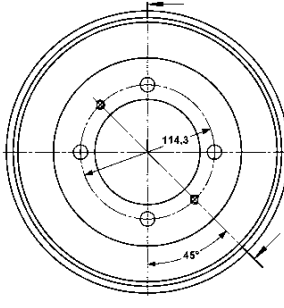
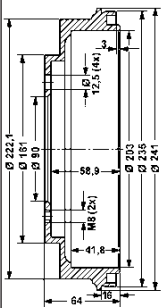
12,8

Lochkreis-Ø [mm]: 112

SMART

24.0220-3028.1

480169

**Bremstrommel**

Ø 241

Ø 203

Br.Tr.Höhe ges. [mm]: 64,1

x 41,8

/ 205

Durchmesser Aufnahme [mm]: 90

Lochanzahl: 4

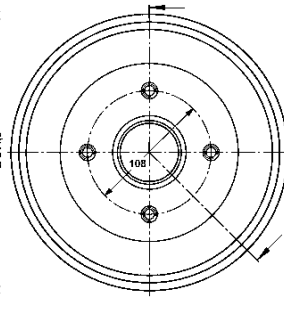
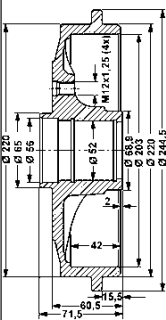
12,5

Lochkreis-Ø [mm]: 114,3

MITSUBISHI

24.0220-3029.1

480179

**Bremstrommel**

Ø 244,5

- RLG / - ABS Ring

Ø 203

M12x1,25

Br.Tr.Höhe ges. [mm]: 71,5

x 42

/ 204,5

Durchmesser Aufnahme [mm]: 52

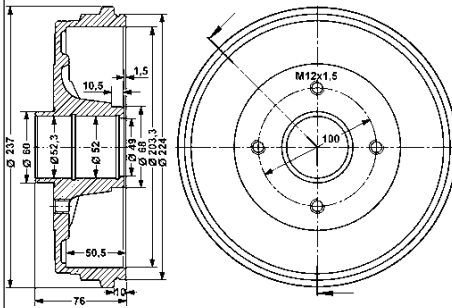
Lochanzahl: 4

Lochkreis-Ø [mm]: 108

CITROËN, PEUGEOT

24.0220-3033.1

480195

**Bremstrommel**

Ø 237

- RLG / - ABS Ring

Ø 203

M12x1,5

Br.Tr.Höhe ges. [mm]: 76

x 50,5

/ 204,5

Durchmesser Aufnahme [mm]: 52

Lochanzahl: 4

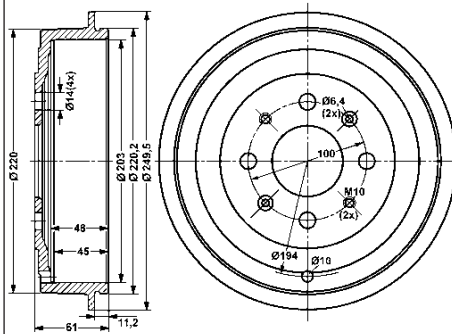
Lochkreis-Ø [mm]: 100

Innendurchmesser 2 [mm]: 52,3

NISSAN, RENAULT

24.0220-3035.1

480300

**Bremstrommel**

Ø 249,5

Ø 203

Br.Tr.Höhe ges. [mm]: 61

x 45

/ 204,7

Durchmesser Aufnahme [mm]: 60

Lochanzahl: 4

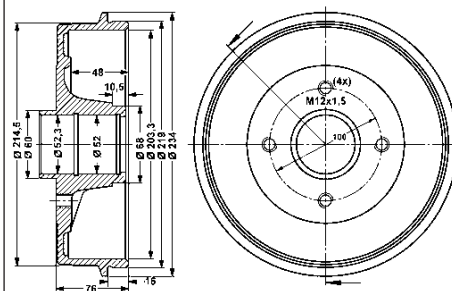
14

Lochkreis-Ø [mm]: 100

FIAT, OPEL, VAUXHALL

24.0220-3037.1

480308

**Bremstrommel**

Ø 234

- RLG / - ABS Ring

Ø 203

M12x1,5

Br.Tr.Höhe ges. [mm]: 76

x 48

/ 204,5

Durchmesser Aufnahme [mm]: 52

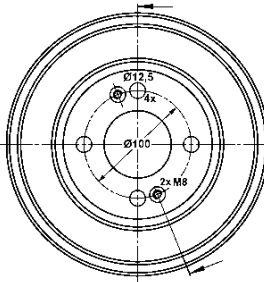
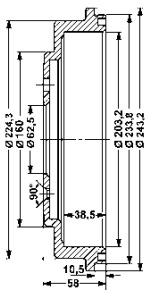
Lochanzahl: 4

Lochkreis-Ø [mm]: 100

DACIA, RENAULT

24.0220-3038.1

480315

**Bremstrommel**

Ø 243,2

Ø 203

Br.Tr.Höhe ges. [mm]: 58

x 38,5

/ 205,2

Durchmesser Aufnahme [mm]: 62,5

Lochanzahl: 4

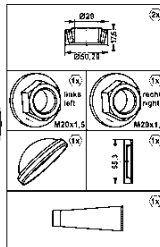
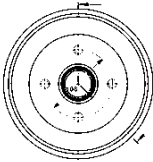
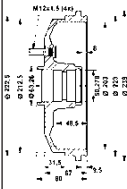
12,5

Lochkreis-Ø [mm]: 100

HYUNDAI

24.0220-3709.2

480220

**Bremstrommel**

Ø 239

+ RLG

- ABS Ring

mit Radbefestigungsbolzen

Ø 203

M12x1,5

Br.Tr.Höhe ges. [mm]: 80

x 48,5

/ 204,3

Durchmesser Aufnahme [mm]: 50,3

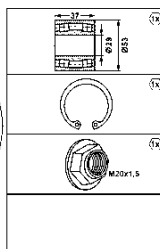
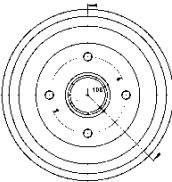
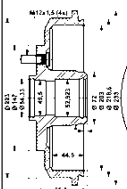
Lochanzahl: 4

Lochkreis-Ø [mm]: 108

FORD, MAZDA

24.0220-3720.2

480210

**Bremstrommel**

Ø 239

+ RLG

- ABS Ring

mit Radbefestigungsbolzen

Ø 203

M12x1,5

Br.Tr.Höhe ges. [mm]: 81

x 44,5

/ 204,3

Durchmesser Aufnahme [mm]: 52,3

Lochanzahl: 4

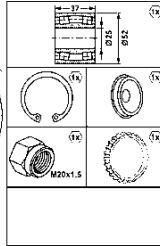
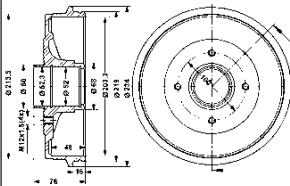
Lochkreis-Ø [mm]: 108

Innendurchmesser 2 [mm]: 49,5

FORD, SSANGYONG

24.0220-3721.2

480213

**Bremstrommel**

Ø 234

+ RLG / + ABS Ring

Ø 203

M12x1,5

Br.Tr.Höhe ges. [mm]: 76

x 48

/ 204,5

Durchmesser Aufnahme [mm]: 52

Lochanzahl: 4

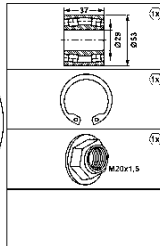
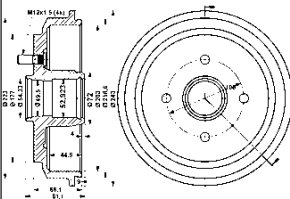
Lochkreis-Ø [mm]: 100

Innendurchmesser 2 [mm]: 52,3

DACIA, RENAULT

24.0220-3726.2

480216

**Bremstrommel**

Ø 243

+ RLG / - ABS Ring

Ø 203

M12x1,5

Br.Tr.Höhe ges. [mm]: 81,1

x 44,5

/ 204,3

Durchmesser Aufnahme [mm]: 52,9

Lochanzahl: 4

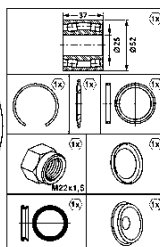
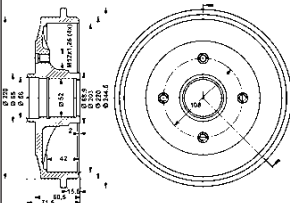
Lochkreis-Ø [mm]: 108

Innendurchmesser 2 [mm]: 49,5

FORD, MAZDA

24.0220-3729.2

480217

**Bremstrommel**

Ø 244,5

+ RLG / + ABS Ring

Ø 203

M12x1,25

Br.Tr.Höhe ges. [mm]: 71,5

x 42

/ 204,5

Durchmesser Aufnahme [mm]: 52

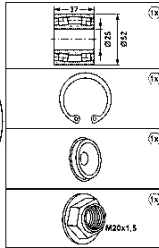
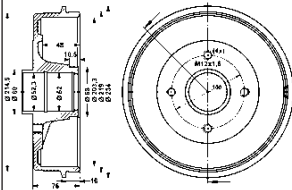
Lochanzahl: 4

Lochkreis-Ø [mm]: 108

CITROËN, PEUGEOT

24.0220-3737.2

480218

**Bremstrommel**

Ø 234

+ RLG / - ABS Ring

Ø 203

M12x1,5

Br.Tr.Höhe ges. [mm]: 76

x 48

/ 204,5

Durchmesser Aufnahme [mm]: 52

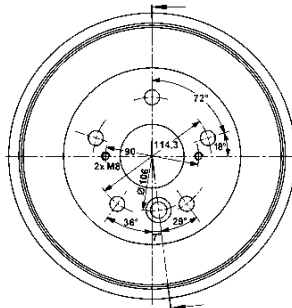
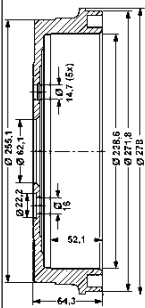
Lochanzahl: 4

Lochkreis-Ø [mm]: 100

RENAULT

24.0222-8008.1

480304

**Bremstrommel**

Ø 271,8

Ø 229

Br.Tr.Höhe ges. [mm]: 64

x 52,1

/ 230,6

Durchmesser Aufnahme [mm]: 62,1

Lochanzahl: 5

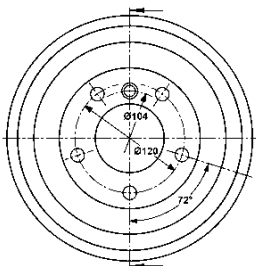
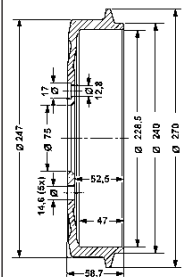
14,5

Lochkreis-Ø [mm]: 114,3

TOYOTA

24.0222-8013.1

480030

**Bremstrommel**

Ø 270

Ø 229

Br.Tr.Höhe ges. [mm]: 58,7

x 47

/ 229,5

Durchmesser Aufnahme [mm]: 75

Lochanzahl: 5

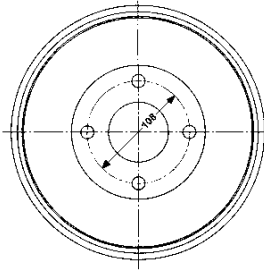
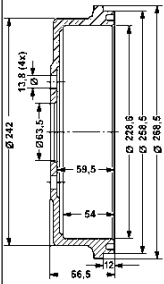
14,6

Lochkreis-Ø [mm]: 120

BMW

24.0222-8014.1

480031

**Bremstrommel**

Ø 268,5

Ø 229

Br.Tr.Höhe ges. [mm]: 66,5

x 54

/ 230,1

Durchmesser Aufnahme [mm]: 63,5

Lochanzahl: 4

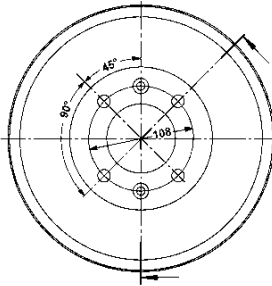
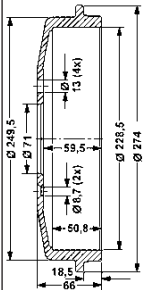
13,8

Lochkreis-Ø [mm]: 108

FORD

24.0222-8017.1

480071

**Bremstrommel**

Ø 274

Ø 229

Br.Tr.Höhe ges. [mm]: 66

x 50,8

/ 230

Durchmesser Aufnahme [mm]: 71

Lochanzahl: 4

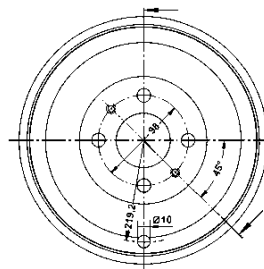
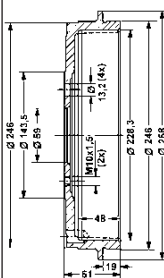
13

Lochkreis-Ø [mm]: 108

CITROËN, PEUGEOT

24.0222-8018.1

480078

**Bremstrommel**

Ø 268

Ø 228

Br.Tr.Höhe ges. [mm]: 61

x 48

/ 230

Durchmesser Aufnahme [mm]: 59

Lochanzahl: 4

13,2

Lochkreis-Ø [mm]: 98

ALFA ROMEO, FIAT, LANCIA

24.0222-8023.1

480094

**Bremstrommel**

Ø 269,5

Ø 229

Br.Tr.Höhe ges. [mm]: 63,5

x 43,5

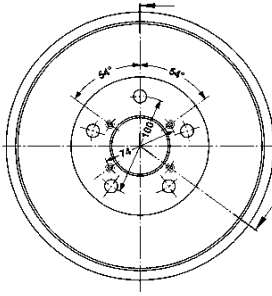
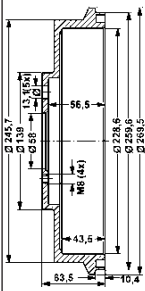
/ 230

Durchmesser Aufnahme [mm]: 58

Lochanzahl: 5

13

Lochkreis-Ø [mm]: 100

SUBARU

24.0222-8031.1

480152

**Bremstrommel**

Ø 266,5

Ø 229

Br.Tr.Höhe ges. [mm]: 66,5

x 58

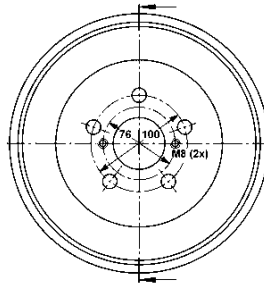
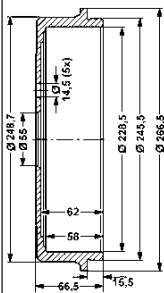
/ 229,6

Durchmesser Aufnahme [mm]: 55

Lochanzahl: 5

14,5

Lochkreis-Ø [mm]: 100

TOYOTA

24.0222-8032.1

480170

**Bremstrommel**

Ø 278

Ø 229

Br.Tr.Höhe ges. [mm]: 70,5

x 52,5

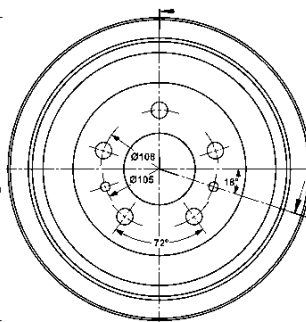
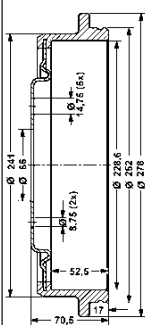
/ 229,5

Durchmesser Aufnahme [mm]: 66

Lochanzahl: 5

14,8

Lochkreis-Ø [mm]: 108

RENAULT

24.0222-8033.1

480181

**Bremstrommel**

Ø 279

Ø 229

Br.Tr.Höhe ges. [mm]: 89,5

x 68

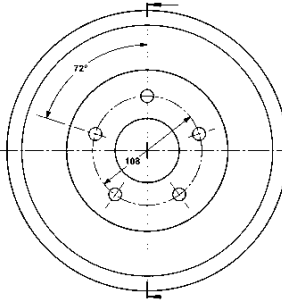
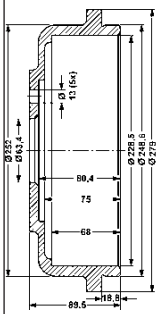
/ 229,6

Durchmesser Aufnahme [mm]: 63,4

Lochanzahl: 5

13

Lochkreis-Ø [mm]: 108

FORD

24.0222-8035.1

480188

**Bremstrommel**

Ø 271

Ø 228

Br.Tr.Höhe ges. [mm]: 65,7

x 50,4

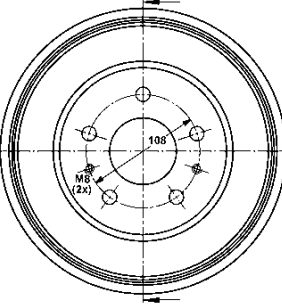
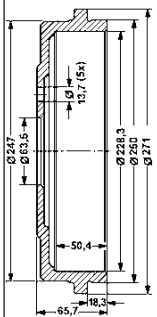
/ 230,3

Durchmesser Aufnahme [mm]: 63,5

Lochanzahl: 5

13,7

Lochkreis-Ø [mm]: 108

FORD

24.0222-8037.1

480302

**Bremstrommel**

Ø 269

Ø 228

Br.Tr.Höhe ges. [mm]: 61

x 48

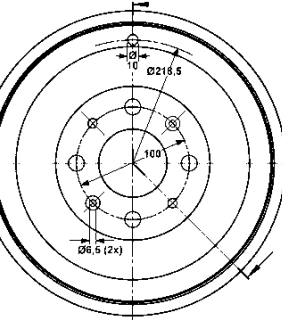
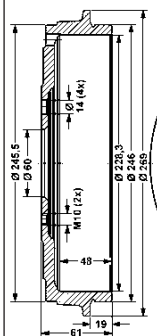
/ 230

Durchmesser Aufnahme [mm]: 60

Lochanzahl: 4

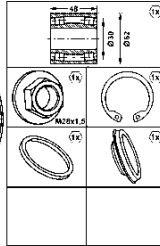
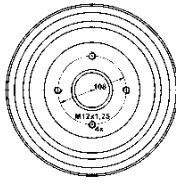
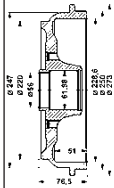
14

Lochkreis-Ø [mm]: 100

FIAT, OPEL, VAUXHALL

24.0222-9701.2

480219

**Bremstrommel**

Ø 273

Ø 30

+ RLG

+ ABS Ring

Ø 228

M12x1,25

Br.Tr.Höhe ges. [mm]: 76,5

x 51

/ 230,1

Durchmesser Aufnahme [mm]: 62

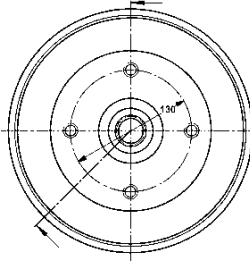
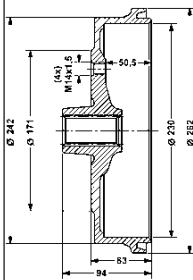
Lochanzahl: 4

Lochkreis-Ø [mm]: 108

CITROËN, DS, PEUGEOT

24.0223-0003.1

480033

**Bremstrommel**

Ø 262

Nabenbohrung-Ø[mm]: 26,4

Ø 230

M14x1,5

Br.Tr.Höhe ges. [mm]: 94

x 50,5

/ 231

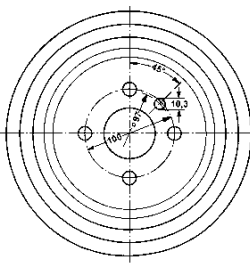
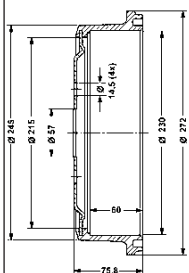
Lochanzahl: 4

Lochkreis-Ø [mm]: 130

VW

24.0223-0008.2

480038

**Bremstrommel**

Ø 273

Ø 230

Br.Tr.Höhe ges. [mm]: 76

x 60

/ 231

Durchmesser Aufnahme [mm]: 57

Lochanzahl: 4

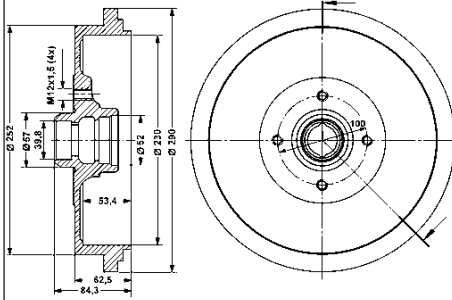
14,5

Lochkreis-Ø [mm]: 100

OPEL, VAUXHALL

24.0223-0012.1

480042

**Bremstrommel**

Ø 290

- RLG / - ABS Ring

Ø 230

M12x1,5

Br.Tr.Höhe ges. [mm]: 84,3

x 53,4

/ 231,5

Durchmesser Aufnahme [mm]: 52

Lochanzahl: 4

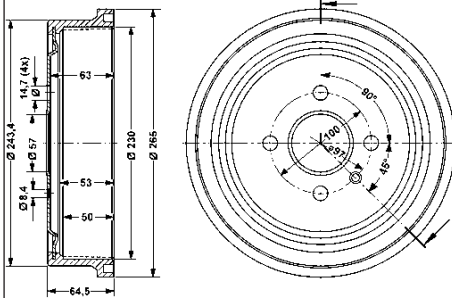
Lochkreis-Ø [mm]: 100

Innendurchmesser 2 [mm]: 39,8

VW

24.0223-0013.2

480061

**Bremstrommel**

Ø 265

Ø 230

Br.Tr.Höhe ges. [mm]: 65

x 50

/ 231

Durchmesser Aufnahme [mm]: 57

Lochanzahl: 4

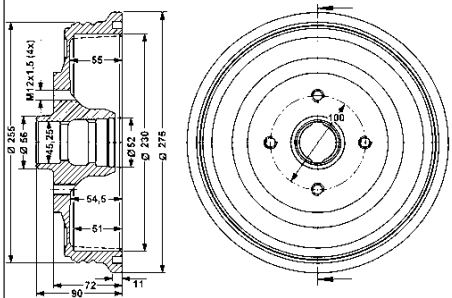
14,7

Lochkreis-Ø [mm]: 100

OPEL, VAUXHALL

24.0223-0015.1

480073

**Bremstrommel**

Ø 275

- RLG

Ø 230

M12x1,5

Br.Tr.Höhe ges. [mm]: 90

x 51

/ 231

Durchmesser Aufnahme [mm]: 52

Lochanzahl: 4

Lochkreis-Ø [mm]: 100

Innendurchmesser 2 [mm]: 45,3

SEAT, VW

24.0223-0016.1

480111

**Bremstrommel**

Ø 290

Ø 230

Br.Tr.Höhe ges. [mm]: 57,5

x 39

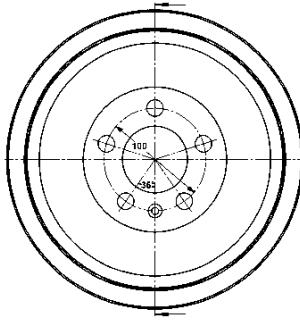
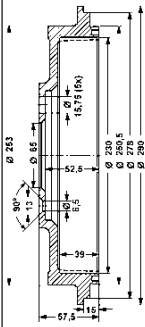
/ 231,5

Durchmesser Aufnahme [mm]: 65

Lochanzahl: 5

15,8

Lochkreis-Ø [mm]: 100

SKODA

24.0223-0017.1

480135

**Bremstrommel**

Ø 270

Ø 230

Br.Tr.Höhe ges. [mm]: 64

x 48,5

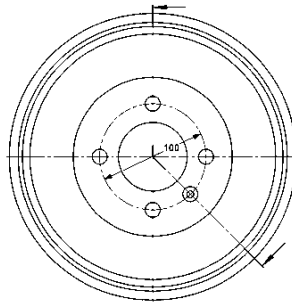
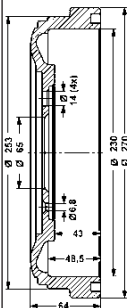
/ 231,5

Durchmesser Aufnahme [mm]: 65

Lochanzahl: 4

14

Lochkreis-Ø [mm]: 100

VW

24.0223-0018.2

480136

**Bremstrommel**

Ø 265

Ø 230

Br.Tr.Höhe ges. [mm]: 65

x 49,3

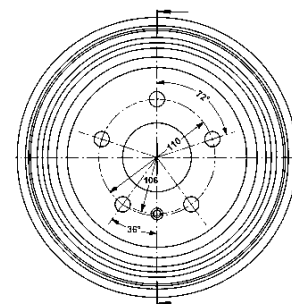
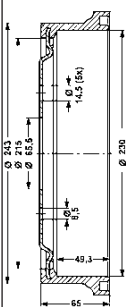
/ 231

Durchmesser Aufnahme [mm]: 65,5

Lochanzahl: 5

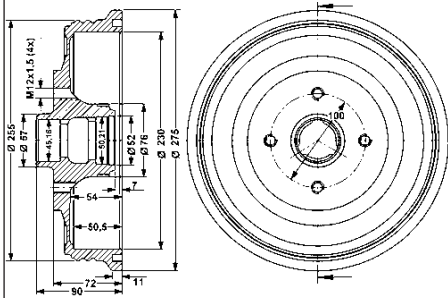
14,5

Lochkreis-Ø [mm]: 110

CHEVROLET, OPEL, VAUXHALL

24.0223-0019.1

480176

**Bremstrommel**

Ø 275

- RLG / + ABS Ring

Ø 230

M12x1,5

Br.Tr.Höhe ges. [mm]: 51

x 50,5

/ 231

Durchmesser Aufnahme [mm]: 50,2

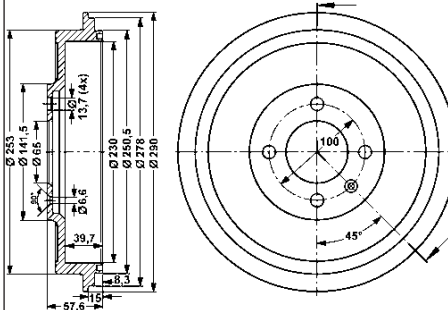
Lochanzahl: 4

Lochkreis-Ø [mm]: 100

SEAT, VW

24.0223-0020.1

480177

**Bremstrommel**

Ø 290

Ø 230

Br.Tr.Höhe ges. [mm]: 57,6

x 39,7

/ 231,5

Durchmesser Aufnahme [mm]: 65

Lochanzahl: 4

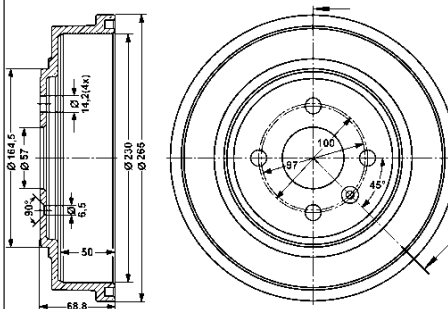
13,7

Lochkreis-Ø [mm]: 100

SEAT, VW

24.0223-0021.1

480186

**Bremstrommel**

Ø 265

Ø 230

Br.Tr.Höhe ges. [mm]: 68,8

x 50

/ 231

Durchmesser Aufnahme [mm]: 57

Lochanzahl: 4

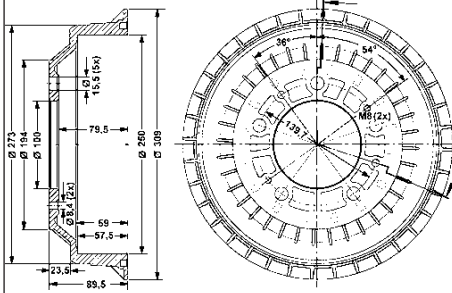
14,2

Lochkreis-Ø [mm]: 100

OPEL, VAUXHALL

24.0225-0004.1

480058

**Bremstrommel**

Ø 309

Ø 250

Br.Tr.Höhe ges. [mm]: 89,5

x 57,5

/ 251,5

Durchmesser Aufnahme [mm]: 100

Lochanzahl: 5

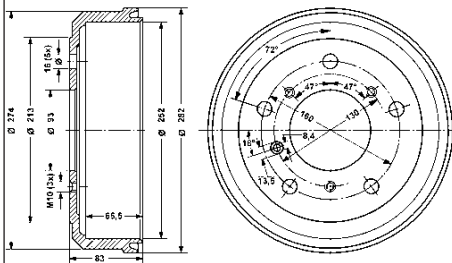
15,2

Lochkreis-Ø [mm]: 139,7

LADA

24.0225-2003.1

480047

**Bremstrommel**

Ø 282

Ø 252

Br.Tr.Höhe ges. [mm]: 83

x 65,5

/ 253,5

Durchmesser Aufnahme [mm]: 93

Lochanzahl: 16

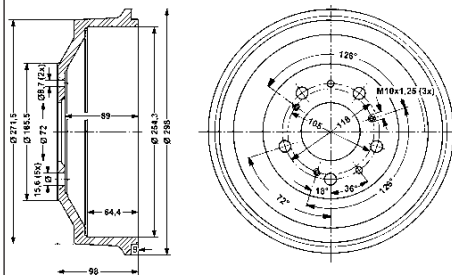
16

Lochkreis-Ø [mm]: 160

VW

24.0225-4002.1

480048

**Bremstrommel**

Ø 298

Ø 254

Br.Tr.Höhe ges. [mm]: 98

x 64,4

/ 255,6

Durchmesser Aufnahme [mm]: 72

Lochanzahl: 5

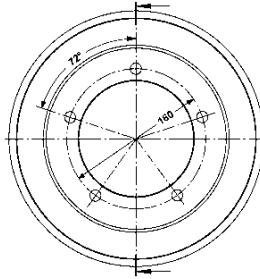
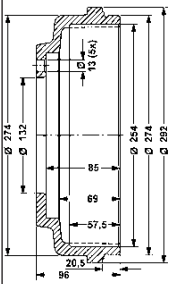
15,6

Lochkreis-Ø [mm]: 118

CITROËN, FIAT, PEUGEOT

24.0225-4004.1

480069

**Bremstrommel**

Ø 292

Ø 254

Br.Tr.Höhe ges. [mm]: 96

x 57,5

/ 256

Durchmesser Aufnahme [mm]: 132

Lochanzahl: 5

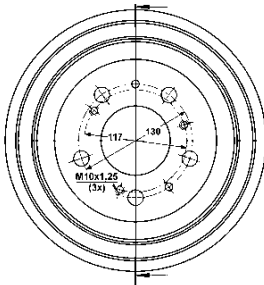
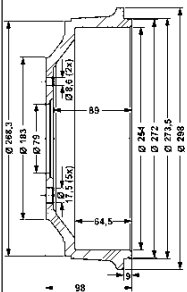
13

Lochkreis-Ø [mm]: 160

FORD

24.0225-4005.1

480070

**Bremstrommel**

Ø 298

Ø 254

Br.Tr.Höhe ges. [mm]: 98

x 64,5

/ 255,6

Durchmesser Aufnahme [mm]: 79

Lochanzahl: 5

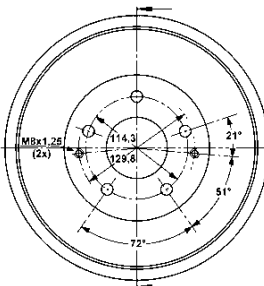
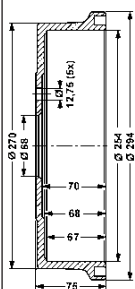
17,5

Lochkreis-Ø [mm]: 130

CITROËN, FIAT, PEUGEOT

24.0225-4012.1

480153

**Bremstrommel**

Ø 294

Ø 254

Br.Tr.Höhe ges. [mm]: 75

x 67

/ 255,5

Durchmesser Aufnahme [mm]: 68

Lochanzahl: 5

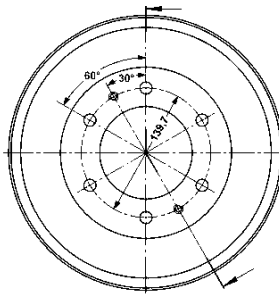
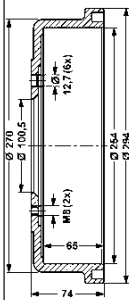
12,8

Lochkreis-Ø [mm]: 114,3

NISSAN

24.0225-4014.1

480155

**Bremstrommel**

Ø 294

Ø 254

Br.Tr.Höhe ges. [mm]: 74

x 65

/ 255,5

Durchmesser Aufnahme [mm]: 100,5

Lochanzahl: 6

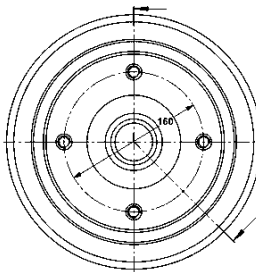
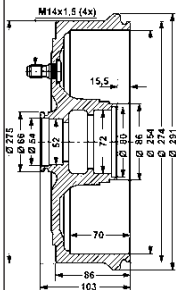
12,7

Lochkreis-Ø [mm]: 139,7

FORD, NISSAN

24.0225-4015.2

480178

**Bremstrommel**

Ø 291

- RLG

- ABS Ring

mit Radbefestigungsbolzen

Ø 254

M14x1,5

Br.Tr.Höhe ges. [mm]: 103

x 70

/ 254,8

Durchmesser Aufnahme [mm]: 52

Lochanzahl: 4

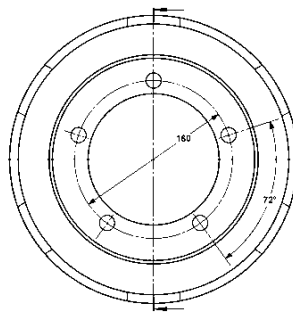
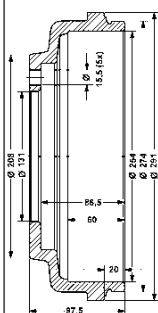
Lochkreis-Ø [mm]: 160

Innendurchmesser 2 [mm]: 72

OPEL, RENAULT, VAUXHALL

24.0225-4016.1

480171

**Bremstrommel**

Ø 292

Ø 254

Br.Tr.Höhe ges. [mm]: 97,5

x 60

/ 256

Durchmesser Aufnahme [mm]: 132

Lochanzahl: 5

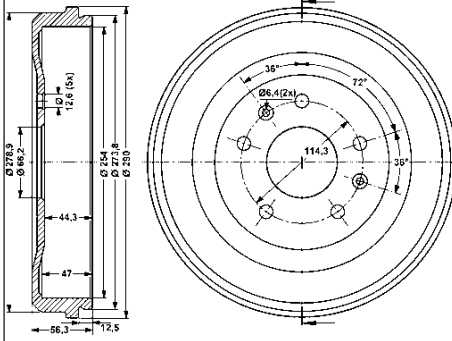
15,5

Lochkreis-Ø [mm]: 160

FORD

24.0225-4017.1

480182

**Bremstrommel**

Ø 290

Ø 254

Br.Tr.Höhe ges. [mm]: 56,3

x 47

/ 255,5

Durchmesser Aufnahme [mm]: 66,2

Lochanzahl: 5

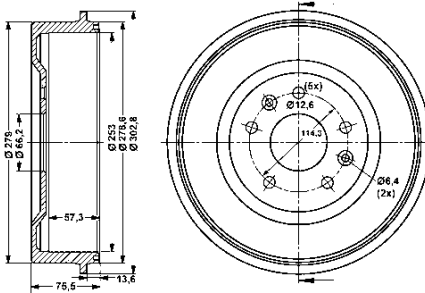
12,6

Lochkreis-Ø [mm]: 114,3

LAND ROVER

24.0225-4020.1

480310

**Bremstrommel**

Ø 303

Ø 254

Br.Tr.Höhe ges. [mm]: 75,5

x 57,3

/ 255,5

Durchmesser Aufnahme [mm]: 66,2

Lochanzahl: 5

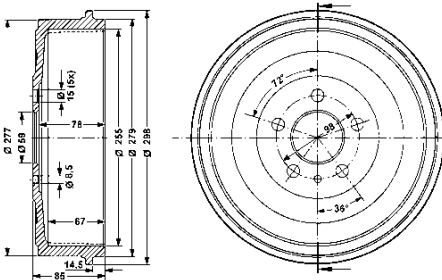
12,6

Lochkreis-Ø [mm]: 114,3

LAND ROVER

24.0225-5003.1

480066

**Bremstrommel**

Ø 298

Ø 255

Br.Tr.Höhe ges. [mm]: 85

x 67

/ 256

Durchmesser Aufnahme [mm]: 59

Lochanzahl: 5

15

Lochkreis-Ø [mm]: 98

CITROËN, FIAT, LANCIA, PEUGEOT

24.0226-0001.1

480050

**Bremstrommel**

Ø 300

Ø 260

Br.Tr.Höhe ges. [mm]: 83

x 64

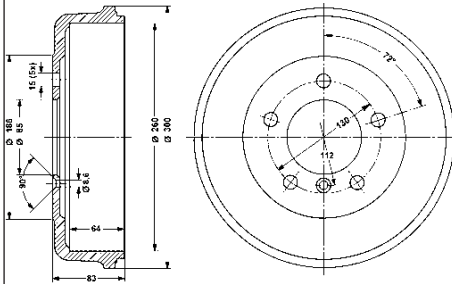
/ 261,5

Durchmesser Aufnahme [mm]: 85

Lochanzahl: 5

15

Lochkreis-Ø [mm]: 130

MERCEDES-BENZ

24.0226-8001.1

480051

**Bremstrommel**

Ø 288

Ø 268

Br.Tr.Höhe ges. [mm]: 88

x 68,4

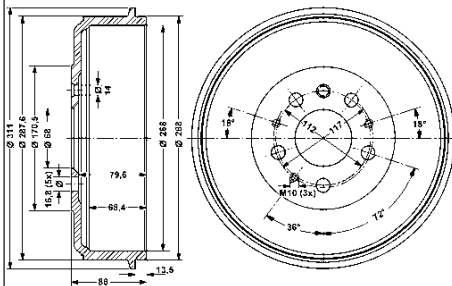
/ 269,5

Durchmesser Aufnahme [mm]: 68,4

Lochanzahl: 5

16,8

Lochkreis-Ø [mm]: 112

VW

24.0227-0004.1

480303

**Bremstrommel**

Ø 314

Ø 270

Br.Tr.Höhe ges. [mm]: 80,5

x 66,5

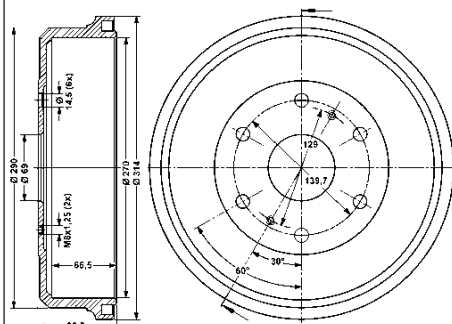
/ 272

Durchmesser Aufnahme [mm]: 69

Lochanzahl: 6

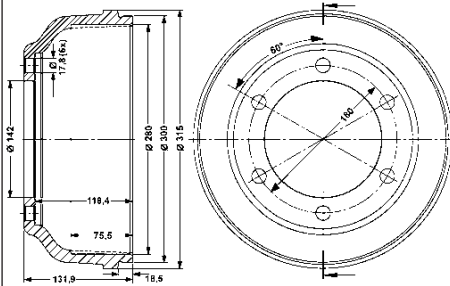
14,5

Lochkreis-Ø [mm]: 139,7

TOYOTA

24.0228-0001.1

480068

**Bremstrommel**

Ø 315

Ø 280

Br.Tr.Höhe ges. [mm]: 131,9

x 75,5

/ 282

Durchmesser Aufnahme [mm]: 142

Lochanzahl: 6

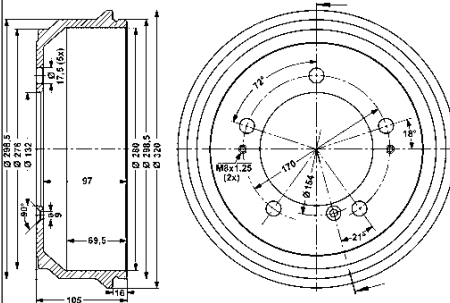
17,8

Lochkreis-Ø [mm]: 180

FORD

24.0228-0002.1

480159

**Bremstrommel**

Ø 320

Ø 280

Br.Tr.Höhe ges. [mm]: 105

x 69,5

/ 282

Durchmesser Aufnahme [mm]: 132

Lochanzahl: 5

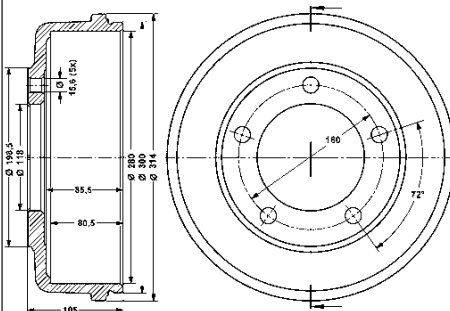
17,5

Lochkreis-Ø [mm]: 170

OPEL, RENAULT, VAUXHALL

24.0228-0004.1

480173

**Bremstrommel**

Ø 314

Ø 280

Br.Tr.Höhe ges. [mm]: 105

x 80,5

/ 282

Durchmesser Aufnahme [mm]: 118

Lochanzahl: 5

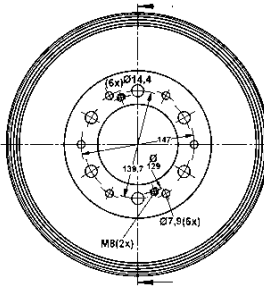
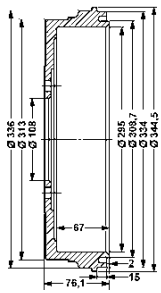
15,5

Lochkreis-Ø [mm]: 160

FORD

24.0229-5003.1

480306

**Bremstrommel**

Ø 344,5

Ø 295

Br.Tr.Höhe ges. [mm]: 76,1

x 67

/ 297

Durchmesser Aufnahme [mm]: 108

Lochanzahl: 6

14,4

Lochkreis-Ø [mm]: 139,7

TOYOTA

24.3215-0903.3

020154

**Radbremsszylinder**

ALU

Kolbendurchmesser [mm]: 15,9

AUDI, SEAT, VW

24.3215-1107.3

020352

**Radbremsszylinder**

GG

Kolbendurchmesser [mm]: 15,9

NISSAN

24.3215-1701.3

020493

**Radbremsszylinder**

ALU

Kolbendurchmesser [mm]: 15,9

OPEL, SUBARU, SUZUKI, VAUXHALL

24.3215-1702.3

020494



Radbremsszylinder

ALU

Kolbendurchmesser [mm]: 15,9

SUZUKI

24.3215-1703.3

020530



Radbremsszylinder

ALU

Kolbendurchmesser [mm]: 15,9

KIA

24.3215-1704.3

020532



Radbremsszylinder

GG

Kolbendurchmesser [mm]: 15,9

SUZUKI

24.3215-1705.3

020596



Radbremsszylinder

ALU

Kolbendurchmesser [mm]: 15,9

HYUNDAI

24.3217-0908.3

020167



Radbremsszylinder

ALU

Kolbendurchmesser [mm]: 17,5

AUDI, SEAT, SKODA, VW

24.3217-1109.3

020173



Radbremsszylinder

GG

Kolbendurchmesser [mm]: 17,5

MERCEDES-BENZ

24.3217-1113.3

020176



Radbremsszylinder

ALU

Kolbendurchmesser [mm]: 17,5

IVECO

24.3217-1120.3

020360



Radbremsszylinder

GG

Kolbendurchmesser [mm]: 17,5

KIA, MAZDA

24.3217-1601.3

020180



Radbremsszylinder

GG

Kolbendurchmesser [mm]: 17,5

FORD

24.3217-1705.3

020020



Radbremsszylinder

GG

Kolbendurchmesser [mm]: 17,5

RENAULT

24.3217-1708.3

020414



Radbremsszylinder

GG

Kolbendurchmesser [mm]: 17,8

NISSAN

24.3217-1709.3

020419



Radbremsszylinder

ALU

Kolbendurchmesser [mm]: 17,8

MERCEDES-BENZ

24.3217-1710.3

020420



Radbremsszylinder

GG


TRW

Kolbendurchmesser [mm]: 17,8

DACIA, RENAULT

24.3217-1711.3

020449



Radbremsszylinder

ALU

BOS

Kolbendurchmesser [mm]: 17,5

DACIA, RENAULT

24.3217-1712.3

020475



Radbremsszylinder

GG

Kolbendurchmesser [mm]: 17,5

CHEVROLET, DAEWOO

24.3217-1713.3

020450



Radbremsszylinder

GG

Kolbendurchmesser [mm]: 17,5

SMART

24.3217-1714.3

020451



Radbremsszylinder

GG

Kolbendurchmesser [mm]: 17,5

SMART

24.3217-1715.3

020463



Radbremsszylinder

GG

TRW

Kolbendurchmesser [mm]: 17,8

FORD, MAZDA

24.3217-1716.3

020474



Radbremsszylinder

GG

Kolbendurchmesser [mm]: 17,5

MAZDA

24.3217-1717.3

020477



Radbremsszylinder

GG

Kolbendurchmesser [mm]: 17,5

HONDA

24.3217-1718.3

020478



Radbremsszylinder

GG

Kolbendurchmesser [mm]: 17,5

MAZDA

24.3217-1719.3

020482



Radbremsszylinder

ALU

BOS

Kolbendurchmesser [mm]: 17,5

CITROËN, PEUGEOT, TOYOTA

24.3217-1721.3

020489



Radbremsszylinder

ALU

Kolbendurchmesser [mm]: 17,5

DAIHATSU, SUBARU, TOYOTA

24.3217-1722.3

020490



Radbremsszylinder

ALU

Kolbendurchmesser [mm]: 17,5

DAIHATSU, SUBARU, TOYOTA

24.3217-1723.3

020502



Radbremsszylinder

ALU

Kolbendurchmesser [mm]: 17,8

HYUNDAI

24.3217-1725.3

020512



Radbremsszylinder

ALU

Kolbendurchmesser [mm]: 17,5

SUBARU, SUZUKI

24.3217-1726.3

020513



Radbremsszylinder

ALU

Kolbendurchmesser [mm]: 17,5

SUBARU, SUZUKI

24.3217-1727.3

020524



Radbremsszylinder

ALU

Kolbendurchmesser [mm]: 17,5

RENAULT

24.3217-1728.3

020534



Radbremsszylinder

GG

Kolbendurchmesser [mm]: 17,5

TOYOTA

24.3217-1729.3

020535



Radbremsszylinder

ALU

Kolbendurchmesser [mm]: 17,5

KIA

24.3217-1731.3

020551



Radbremsszylinder

ALU

Kolbendurchmesser [mm]: 17,5

HYUNDAI, KIA

24.3217-1739.3

020597



Radbremsszylinder

ALU

BOS

Kolbendurchmesser [mm]: 17,5

CITROËN, PEUGEOT, TOYOTA

24.3217-1741.3

020611



Radbremsszylinder

ALU

Kolbendurchmesser [mm]: 17,5

KIA

24.3217-1742.3

020612



Radbremszylinder

ALU

Kolbendurchmesser [mm]: 17,5

KIA

24.3219-0801.3

020181



Radbremszylinder

GG

Fiat

Kolbendurchmesser [mm]: 19

FIAT, FSO

24.3219-0803.3

020183



Radbremszylinder

GG

Kolbendurchmesser [mm]: 19

FIAT, NISSAN, SEAT

24.3219-0909.3

020188



Radbremszylinder

ALU

Kolbendurchmesser [mm]: 19

SEAT, SKODA, VW

24.3219-1103.3

020408



Radbremszylinder

GG

Kolbendurchmesser [mm]: 19

FIAT

24.3219-1107.3

020338



Radbremsszylinder

GG

TRW

Kolbendurchmesser [mm]: 19

FORD, MAZDA

24.3219-1111.3

020194



Radbremsszylinder

GG

TRW

Kolbendurchmesser [mm]: 19

OPEL, VAUXHALL

24.3219-1112.3

020311



Radbremsszylinder

GG

BDX

Kolbendurchmesser [mm]: 19

PEUGEOT

24.3219-1118.3

020332



Radbremsszylinder

GG

TRW

Kolbendurchmesser [mm]: 19

PEUGEOT

24.3219-1119.3

020333



Radbremsszylinder

GG

Kolbendurchmesser [mm]: 19

CITROËN

24.3219-1401.3

020351



Radbremsszylinder

GG

AP

Kolbendurchmesser [mm]: 19

ROVER

24.3219-1601.3

020198



Radbremsszylinder

TRW

+ RZR

Kolbendurchmesser [mm]: 19

GG

PEUGEOT

24.3219-1602.3

020199



Radbremsszylinder

TRW

+ RZR

Kolbendurchmesser [mm]: 19

GG

PEUGEOT

24.3219-1603.3

020200



Radbremsszylinder

GG

+ RZR

Kolbendurchmesser [mm]: 19

CITROËN, PEUGEOT

24.3219-1604.3

020201



Radbremsszylinder

GG

+ RZR

Kolbendurchmesser [mm]: 19

CITROËN, PEUGEOT

24.3219-1605.3

020202



Radbremsszylinder

BDX

+ RZR

Kolbendurchmesser [mm]: 19

GG

PEUGEOT

24.3219-1609.3

020319



Radbremsszylinder

GG

+ RZR

Kolbendurchmesser [mm]: 19

CITROËN, PEUGEOT

24.3219-1610.3

020320



Radbremsszylinder

GG

+ RZR

Kolbendurchmesser [mm]: 19

CITROËN, PEUGEOT

24.3219-1611.3

020367



Radbremsszylinder

GG

Kolbendurchmesser [mm]: 19

RENAULT

24.3219-1704.3

020374



Radbremsszylinder

GG

Kolbendurchmesser [mm]: 19

CITROËN, FIAT, LANCIA, PEUGEOT

24.3219-1715.3

020122



Radbremsszylinder

ALU

Kolbendurchmesser [mm]: 19

CHEVROLET, OPEL, VAUXHALL

24.3219-1716.3

020071



Radbremsszylinder

GG

Kolbendurchmesser [mm]: 19

MITSUBISHI

24.3219-1717.3

020415



Radbremsszylinder

GG

Kolbendurchmesser [mm]: 19

FORD

24.3219-1718.3

020421



Radbremsszylinder

ALU

Kolbendurchmesser [mm]: 19

MERCEDES-BENZ

24.3219-1721.3

020422



Radbremsszylinder

GG

Kolbendurchmesser [mm]: 19

SKODA, VW

24.3219-1722.3

020426



Radbremsszylinder

GG


BDX

Kolbendurchmesser [mm]: 19

DACIA, RENAULT

24.3219-1723.3

020427



Radbremsszylinder

ALU

Kolbendurchmesser [mm]: 19

HONDA, SUZUKI

24.3219-1724.3

020428



Radbremsszylinder

ALU

Kolbendurchmesser [mm]: 19

HONDA

24.3219-1725.3

020429



Radbremsszylinder

GG

TRW

Kolbendurchmesser [mm]: 19

MAZDA

24.3219-1728.3

020452



Radbremsszylinder

GG

Kolbendurchmesser [mm]: 19

RENAULT

24.3219-1729.3

020446



Radbremsszylinder

GG

Kolbendurchmesser [mm]: 19

TOYOTA

24.3219-1730.3

020447



Radbremsszylinder

GG

Kolbendurchmesser [mm]: 19

TOYOTA

24.3219-1735.3

020464



Radbremsszylinder

ALU

Kolbendurchmesser [mm]: 19

FORD, MAZDA

24.3219-1739.3

020472



Radbremsszylinder

GG

+ RZR

Kolbendurchmesser [mm]: 19

CITROËN

24.3219-1740.3

020473



Radbremsszylinder

GG

+ RZR

Kolbendurchmesser [mm]: 19

CITROËN

24.3219-1743.3

020485



Radbremsszylinder


ALU

Kolbendurchmesser [mm]: 19

HONDA, HYUNDAI, ROVER

24.3219-1744.3

020488



Radbremsszylinder

ALU

BOS

Kolbendurchmesser [mm]: 19

TOYOTA

24.3219-1745.3

020496



Radbremsszylinder


GG

Kolbendurchmesser [mm]: 19

MITSUBISHI

24.3219-1746.3

020497



Radbremsszylinder

ALU

Kolbendurchmesser [mm]: 19

LAND ROVER

24.3219-1747.3

020498



Radbremsszylinder

ALU

Kolbendurchmesser [mm]: 19

HYUNDAI

24.3219-1748.3

020499



Radbremsszylinder

ALU

Kolbendurchmesser [mm]: 19

HYUNDAI

24.3219-1752.3

020505



Radbremsszylinder

GG

Kolbendurchmesser [mm]: 19

MAZDA, MITSUBISHI, PROTON

24.3219-1753.3

020506



Radbremsszylinder

GG

Kolbendurchmesser [mm]: 19

CITROËN, MITSUBISHI, PEUGEOT

24.3219-1755.3

020508



Radbremsszylinder


ALU

Kolbendurchmesser [mm]: 19

NISSAN, OPEL, RENAULT, VAUXHALL

24.3219-1756.3

020511



Radbremsszylinder

ALU

BOS

Kolbendurchmesser [mm]: 19

FIAT, LANCIA, OPEL, SUZUKI, VAUXHALL

24.3219-1757.3

020517



Radbremsszylinder

ALU

TRW

Kolbendurchmesser [mm]: 19

MITSUBISHI, SMART

24.3219-1758.3

020527



Radbremsszylinder

ALU

Kolbendurchmesser [mm]: 19

SUZUKI

24.3219-1759.3

020528



Radbremsszylinder

GG

Kolbendurchmesser [mm]: 19

SUBARU

24.3219-1760.3

020529



Radbremsszylinder

ALU

Kolbendurchmesser [mm]: 19

FORD

24.3219-1761.3

020536



Radbremsszylinder

ALU

Kolbendurchmesser [mm]: 19

DACIA, RENAULT

24.3219-1763.3

020543



Radbremsszylinder

ALU

Kolbendurchmesser [mm]: 19

DACIA, RENAULT

24.3219-1764.3

020544



Radbremsszylinder

ALU

Kolbendurchmesser [mm]: 19

DACIA, RENAULT

24.3219-1766.3

020555



Radbremsszylinder

ALU

Kolbendurchmesser [mm]: 19

CHEVROLET

24.3219-1767.3

020552



Radbremsszylinder

GG

Kolbendurchmesser [mm]: 19

CHEVROLET, DAEWOO, OPEL, VAUXHALL

24.3219-1769.3

020610



Radbremsszylinder

ALU

Kolbendurchmesser [mm]: 19

SUZUKI

24.3219-1770.3

020587



Radbremsszylinder

ALU

Kolbendurchmesser [mm]: 19

SUZUKI

24.3219-1771.3

020588



Radbremsszylinder

ALU

Kolbendurchmesser [mm]: 19

SUZUKI

24.3219-1772.3

020608



Radbremsszylinder

ALU

Kolbendurchmesser [mm]: 19

SUZUKI

24.3220-0909.3

020210



Radbremsszylinder

ALU

Kolbendurchmesser [mm]: 20,6

SEAT, SKODA, VW

24.3220-0910.3

020211



Radbremsszylinder

GG

Kolbendurchmesser [mm]: 20,6

VW

24.3220-1102.3

020213



Radbremsszylinder

GG

Kolbendurchmesser [mm]: 20,6

LADA

24.3220-1103.3

020214



Radbremsszylinder

GG

Kolbendurchmesser [mm]: 20,6

LADA

24.3220-1106.3

020217



Radbremsszylinder

GG

Kolbendurchmesser [mm]: 20,6

IVECO

24.3220-1107.3

020218



Radbremsszylinder

GG

AP

Kolbendurchmesser [mm]: 20,6

FIAT, LANCIA

24.3220-1108.3

020219



Radbremsszylinder

GG

BDX

Kolbendurchmesser [mm]: 20,6

FIAT, FORD, LANCIA

24.3220-1111.3

020222



Radbremsszylinder

GG

Kolbendurchmesser [mm]: 20,6

FORD

24.3220-1112.3

020223



Radbremsszylinder

GG

Kolbendurchmesser [mm]: 20,6

FORD, LAND ROVER

24.3220-1116.3

020313



Radbremsszylinder

GG

Kolbendurchmesser [mm]: 20,6

ALFA ROMEO, FIAT

24.3220-1117.3

020314



Radbremsszylinder

GG

Kolbendurchmesser [mm]: 20,6

RENAULT

24.3220-1118.3

020226



Radbremsszylinder

GG

BDX

Kolbendurchmesser [mm]: 20,6

RENAULT

24.3220-1119.3

020227



Radbremsszylinder

GG

BDX

Kolbendurchmesser [mm]: 20,6

RENAULT

24.3220-1121.3

020343



Radbremsszylinder

GG

Kolbendurchmesser [mm]: 20,6

FORD, NISSAN

24.3220-1603.3

020230



Radbremsszylinder

BDX

+ RZR

Kolbendurchmesser [mm]: 20,6

GG

CITROËN

24.3220-1604.3

020231



Radbremsszylinder

BDX

+ RZR

Kolbendurchmesser [mm]: 20,6

GG

CITROËN

24.3220-1608.3

020235



Radbremsszylinder

TRW

+ RZR

Kolbendurchmesser [mm]: 20,6

GG

CITROËN

24.3220-1611.3

020238



Radbremsszylinder

BDX

+ RZR

Kolbendurchmesser [mm]: 20,6

GG

PEUGEOT

24.3220-1612.3

020239



Radbremsszylinder

BDX

+ RZR

Kolbendurchmesser [mm]: 20,6

GG

PEUGEOT

24.3220-1615.3

020242



Radbremsszylinder

TRW

+ RZR

Kolbendurchmesser [mm]: 20,6

GG

CITROËN, PEUGEOT, RENAULT

24.3220-1616.3

020243



Radbremsszylinder

TRW

+ RZR

Kolbendurchmesser [mm]: 20,6

GG

CITROËN, PEUGEOT, RENAULT

24.3220-1617.3

020244



Radbremsszylinder

BDX

+ RZR

Kolbendurchmesser [mm]: 20,6

GG

CITROËN, PEUGEOT, RENAULT

24.3220-1618.3

020245



Radbremsszylinder

BDX

+ RZR

Kolbendurchmesser [mm]: 20,6

GG

CITROËN, PEUGEOT, RENAULT

24.3220-1619.3

020246



Radbremsszylinder

GG

TRW

Kolbendurchmesser [mm]: 20,6

PEUGEOT

24.3220-1623.3

020353



Radbremsszylinder

BDX

+ RZR

Kolbendurchmesser [mm]: 20,6

GG

RENAULT

24.3220-1624.3

020354



Radbremsszylinder

BDX

+ RZR

Kolbendurchmesser [mm]: 20,6

GG

RENAULT

24.3220-1702.3

020375



Radbremsszylinder

GG

BDX

Kolbendurchmesser [mm]: 20,6

CITROËN, PEUGEOT

24.3220-1703.3

020391



Radbremszylinder


GG

Kolbendurchmesser [mm]: 20,6

NISSAN

24.3220-1704.3

020097



Radbremszylinder

GG

Kolbendurchmesser [mm]: 20,6

FIAT

24.3220-1708.3

020403



Radbremszylinder

BDX

+ RZR

Kolbendurchmesser [mm]: 20,6

GG

PEUGEOT

24.3220-1709.3

020404



Radbremszylinder

BDX

- RZR

Kolbendurchmesser [mm]: 20,6

GG

PEUGEOT

24.3220-1710.3

020405



Radbremszylinder

BDX

- RZR

Kolbendurchmesser [mm]: 20,6

GG

PEUGEOT

24.3220-1711.3

020409



Radbremsszylinder

GG

TRW

Kolbendurchmesser [mm]: 20,6

CITROËN, PEUGEOT, RENAULT

24.3220-1713.3

020410



Radbremsszylinder

GG

+ RZR

Kolbendurchmesser [mm]: 20,6

RENAULT

24.3220-1714.3

020411



Radbremsszylinder

GG

+ RZR

Kolbendurchmesser [mm]: 20,6

RENAULT

24.3220-1717.3

020430



Radbremsszylinder

ALU

TRW

Kolbendurchmesser [mm]: 20,6

CITROËN, PEUGEOT

24.3220-1718.3

020438



Radbremsszylinder

GG

BDX

Kolbendurchmesser [mm]: 20,6

NISSAN

24.3220-1719.3

020448



Radbremsszylinder

ALU

Kolbendurchmesser [mm]: 20,6

CHEVROLET, DAEWOO, OPEL, VAUXHALL

24.3220-1720.3

020455



Radbremsszylinder

ALU

Kolbendurchmesser [mm]: 20,6

FIAT

24.3220-1721.3

020467



Radbremsszylinder

ALU

Kolbendurchmesser [mm]: 20,6

FORD

24.3220-1722.3

020458



Radbremsszylinder

GG

Kolbendurchmesser [mm]: 20,6

FIAT

24.3220-1724.3

020476



Radbremsszylinder

ALU

BOS

Kolbendurchmesser [mm]: 20,6

CITROËN, PEUGEOT

24.3220-1725.3

020483



Radbremsszylinder

ALU

Kolbendurchmesser [mm]: 20,6

TOYOTA

24.3220-1726.3

020484



Radbremsszylinder

ALU

Kolbendurchmesser [mm]: 20,6

TOYOTA

24.3220-1727.3

020480



Radbremsszylinder

ALU

Kolbendurchmesser [mm]: 20,6

LANCIA

24.3220-1728.3

020509



Radbremsszylinder

ALU

Kolbendurchmesser [mm]: 20,6

CHRYSLER, CITROËN, DAIHATSU, FIAT, LANCIA, OPEL, PEUGEOT, TOYOTA, VAUXHALL

24.3220-1732.3

020514



Radbremsszylinder

ALU

BOS

Kolbendurchmesser [mm]: 20,6

CITROËN, DS, PEUGEOT

24.3220-1733.3

020515



Radbremsszylinder

ALU

Kolbendurchmesser [mm]: 20,6

HONDA

24.3220-1734.3

020516



Radbremsszylinder

ALU

Kolbendurchmesser [mm]: 20,6

HONDA

24.3220-1735.3

020521



Radbremsszylinder

ALU

Kolbendurchmesser [mm]: 20,6

SMART

24.3220-1736.3

020522



Radbremsszylinder

ALU

Kolbendurchmesser [mm]: 20,6

SMART

24.3220-1737.3

020540



Radbremsszylinder

GG

Kolbendurchmesser [mm]: 20,6

MAZDA

24.3220-1738.3

020545



Radbremsszylinder

ALU

Kolbendurchmesser [mm]: 20,6

FIAT, FORD

24.3220-1739.3

020546



Radbremsszylinder

ALU

Kolbendurchmesser [mm]: 20,6

TOYOTA

24.3220-1740.3

020553



Radbremsszylinder

ALU

Kolbendurchmesser [mm]: 20,6

FIAT, FORD

24.3220-1741.3

020548



Radbremsszylinder

ALU

Kolbendurchmesser [mm]: 20,6

CITROËN, DS

24.3220-1743.3

020556



Radbremsszylinder

ALU

Kolbendurchmesser [mm]: 20,6

CITROËN, OPEL, PEUGEOT, VAUXHALL

24.3220-1744.3

020578



Radbremsszylinder

ALU

Kolbendurchmesser [mm]: 20,6

DAIHATSU, TOYOTA

24.3220-1746.3

020580



Radbremsszylinder

ALU

Kolbendurchmesser [mm]: 20,6

KIA

24.3220-1747.3

020583



Radbremsszylinder

GG

Kolbendurchmesser [mm]: 20,6

CHEVROLET, DAEWOO

24.3220-1748.3

020584



Radbremsszylinder

ALU

Kolbendurchmesser [mm]: 20,6

JEEP

24.3220-1749.3

020589



Radbremsszylinder

GG

Kolbendurchmesser [mm]: 20,6

FORD

24.3220-1750.3

020595



Radbremsszylinder

ALU

Kolbendurchmesser [mm]: 20,6

FORD

24.3220-1751.3

020590



Radbremsszylinder

GG

Kolbendurchmesser [mm]: 20,6

JEEP

24.3220-1752.3

020591



Radbremsszylinder

GG

Kolbendurchmesser [mm]: 20,6

KIA

24.3220-1753.3

020598



Radbremsszylinder

GG

Kolbendurchmesser [mm]: 20,6

CHEVROLET

24.3220-1754.3

020599



Radbremsszylinder

ALU

Kolbendurchmesser [mm]: 20,6

FORD

24.3220-1755.3

020603



Radbremsszylinder

ALU

Kolbendurchmesser [mm]: 20,6

RENAULT, SMART

24.3220-1756.3

020604



Radbremsszylinder

ALU

Kolbendurchmesser [mm]: 20,6

RENAULT, SMART

24.3220-1757.3

020605



Radbremszylinder

ALU

Kolbendurchmesser [mm]: 20,6

AUDI, FIAT, FORD, SEAT, SKODA, VW

24.3220-1758.3

020606



Radbremszylinder

ALU

Kolbendurchmesser [mm]: 20,6

FORD

24.3220-1759.3

020609



Radbremszylinder

ALU

Kolbendurchmesser [mm]: 20,6

OPEL, VAUXHALL

24.3222-0913.3

020255



Radbremszylinder

ALU

Kolbendurchmesser [mm]: 22,2

VW

24.3222-1107.3

020262



Radbremszylinder

GG

TRW

Kolbendurchmesser [mm]: 22,2

RENAULT

24.3222-1111.3

020266



Radbremsszylinder

GG

Kolbendurchmesser [mm]: 22,2

FORD

24.3222-1114.3

020269



Radbremsszylinder

GG

Kolbendurchmesser [mm]: 22,2

FORD

24.3222-1116.3

020271



Radbremsszylinder

GG

Kolbendurchmesser [mm]: 22,2

FORD

24.3222-1117.3

020272



Radbremsszylinder

GG

Kolbendurchmesser [mm]: 22,2

FORD

24.3222-1118.3

020315



Radbremsszylinder

GG

BDX

Kolbendurchmesser [mm]: 22,2

CITROËN, RENAULT

24.3222-1124.3

020344



Radbremsszylinder

GG

Kolbendurchmesser [mm]: 22,2

FORD, NISSAN

24.3222-1126.3

020358



Radbremsszylinder

GG

AP

Kolbendurchmesser [mm]: 22,2

FIAT

24.3222-1615.3

020285



Radbremsszylinder

GG


TRW

Kolbendurchmesser [mm]: 22,2

RENAULT

24.3222-1616.3

020322



Radbremsszylinder

GG

Kolbendurchmesser [mm]: 22,2

BMW

24.3222-1701.3

020376



Radbremsszylinder

GG

Kolbendurchmesser [mm]: 22,2

LANCIA

24.3222-1702.3

020525



Radbremsszylinder

ALU

Kolbendurchmesser [mm]: 22,2

NISSAN

24.3222-1707.3

020104



Radbremsszylinder

GG

BDX

Kolbendurchmesser [mm]: 22,2

ALFA ROMEO, FIAT

24.3222-1709.3

020111



Radbremsszylinder

GG

BDX

Kolbendurchmesser [mm]: 22,2

RENAULT

24.3222-1710.3

020112



Radbremsszylinder

GG

BDX

Kolbendurchmesser [mm]: 22,2

RENAULT

24.3222-1712.3

020424



Radbremsszylinder

GG

Kolbendurchmesser [mm]: 22,2

SKODA, VW

24.3222-1713.3

020431



Radbremsszylinder

GG

TRW

Kolbendurchmesser [mm]: 22,2

RENAULT

24.3222-1714.3

020432



Radbremsszylinder

GG


BDX

Kolbendurchmesser [mm]: 22,2

CITROËN, PEUGEOT

24.3222-1715.3

020433



Radbremsszylinder

ALU

BDX

Kolbendurchmesser [mm]: 22,2

NISSAN, RENAULT

24.3222-1716.3

020434



Radbremsszylinder

ALU

BDX

Kolbendurchmesser [mm]: 22,2

NISSAN, RENAULT

24.3222-1717.3

020443



Radbremsszylinder

GG

Kolbendurchmesser [mm]: 22,2

NISSAN

24.3222-1721.3

020456



Radbremsszylinder

GG

Kolbendurchmesser [mm]: 22,2

SMART

24.3222-1722.3

020457



Radbremsszylinder

GG

Kolbendurchmesser [mm]: 22,2

SMART

24.3222-1723.3

020459



Radbremsszylinder

ALU

Kolbendurchmesser [mm]: 22,2

FIAT

24.3222-1724.3

020466



Radbremsszylinder

ALU

Kolbendurchmesser [mm]: 22,2

FIAT, LANCIA

24.3222-1726.3

020518



Radbremsszylinder

ALU

TRW

Kolbendurchmesser [mm]: 22,2

CITROËN, FIAT, PEUGEOT, TOYOTA

24.3222-1727.3

020519



Radbremsszylinder

GG

Kolbendurchmesser [mm]: 22,2

SUZUKI

24.3222-1728.3

020520



Radbremsszylinder

GG

Kolbendurchmesser [mm]: 22,2

SUZUKI

24.3222-1729.3

020526



Radbremsszylinder

ALU

Kolbendurchmesser [mm]: 22,2

DACIA, MERCEDES-BENZ, RENAULT

24.3222-1730.3

020533



Radbremsszylinder

GG

Kolbendurchmesser [mm]: 22,2

TOYOTA

24.3222-1731.3

020531



Radbremsszylinder

ALU

Kolbendurchmesser [mm]: 22,2

KIA

24.3222-1732.3

020537



Radbremsszylinder

GG

Kolbendurchmesser [mm]: 22,2

MERCEDES-BENZ

24.3222-1734.3

020539



Radbremsszylinder

ALU

TRW

Kolbendurchmesser [mm]: 22,2

CITROËN, PEUGEOT

24.3222-1735.3

020554



Radbremsszylinder

GG

Kolbendurchmesser [mm]: 22,2

NISSAN

24.3222-1743.3

020575



Radbremsszylinder

GG

Kolbendurchmesser [mm]: 22,2

NISSAN

24.3222-1744.3

020581



Radbremsszylinder

ALU

Kolbendurchmesser [mm]: 22,2

HYUNDAI

24.3222-1746.3

020582



Radbremsszylinder

ALU

Kolbendurchmesser [mm]: 22,2

TOYOTA

24.3222-1747.3

020576



Radbremsszylinder

ALU

Kolbendurchmesser [mm]: 22,2

NISSAN

24.3222-1748.3

020600



Radbremsszylinder

ALU

Kolbendurchmesser [mm]: 22,2

FORD

24.3222-1749.3

020601



Radbremsszylinder

ALU

Kolbendurchmesser [mm]: 22,2

RENAULT, SMART

24.3222-1750.3

020602



Radbremszylinder

ALU

Kolbendurchmesser [mm]: 22,2

RENAULT, SMART

24.3223-0802.3

020286



Radbremszylinder

GG

Fiat

Kolbendurchmesser [mm]: 23,8

FIAT, FSO

24.3223-1106.3

020317



Radbremszylinder

GG

BDX

Kolbendurchmesser [mm]: 23,8

OPEL, RENAULT, VAUXHALL

24.3223-1601.3

020293



Radbremszylinder

GG

Kolbendurchmesser [mm]: 23,8

BMW

24.3223-1706.3

020479



Radbremszylinder

GG

Kolbendurchmesser [mm]: 23,8

NISSAN

24.3223-1707.3

020435



Radbremsszylinder

GG

BDX

Kolbendurchmesser [mm]: 23,8

OPEL, RENAULT, VAUXHALL

24.3223-1708.3

020436



Radbremsszylinder

GG

BDX

Kolbendurchmesser [mm]: 23,8

OPEL, RENAULT, VAUXHALL

24.3223-1709.3

020444



Radbremsszylinder

GG

Kolbendurchmesser [mm]: 23,8

FORD, NISSAN

24.3223-1710.3

020557



Radbremsszylinder

ALU

Kolbendurchmesser [mm]: 23,8

ISUZU

24.3223-1711.3

020570



Radbremsszylinder

GG

Kolbendurchmesser [mm]: 23,8

FORD, MAZDA

24.3223-1712.3

020571



Radbremsszylinder

GG

Kolbendurchmesser [mm]: 23,8

HYUNDAI, MITSUBISHI

24.3223-1713.3

020572



Radbremsszylinder

GG

Kolbendurchmesser [mm]: 23,8

HYUNDAI, MITSUBISHI

24.3223-1714.3

020585



Radbremsszylinder

ALU

Kolbendurchmesser [mm]: 23,8

SUZUKI

24.3223-1715.3

020586



Radbremsszylinder

ALU

Kolbendurchmesser [mm]: 23,8

SUZUKI

24.3223-1716.3

020592



Radbremsszylinder

GG

Kolbendurchmesser [mm]: 23,8

SUZUKI

24.3223-1717.3

020593



Radbremszylinder

GG

Kolbendurchmesser [mm]: 23,8

SUZUKI

24.3225-1101.3

020294



Radbremszylinder

GG

TRW

Kolbendurchmesser [mm]: 25,4

RENAULT

24.3225-1102.3

020318



Radbremszylinder

GG

Kolbendurchmesser [mm]: 25,4

NISSAN

24.3225-1103.3

020346



Radbremszylinder

GG

Kolbendurchmesser [mm]: 25,4

FORD, NISSAN

24.3225-1601.3

020359



Radbremsszylinder

GG

TRW

Kolbendurchmesser [mm]: 25,4

OPEL, RENAULT, VAUXHALL

24.3225-1701.3

020399



Radbremsszylinder

GG

Kolbendurchmesser [mm]: 25,4

CITROËN, FIAT, PEUGEOT

24.3225-1702.3

020425



Radbremsszylinder

GG

Kolbendurchmesser [mm]: 25,4

ISUZU, OPEL, VAUXHALL

24.3225-1703.3

020481



Radbremsszylinder

GG

Kolbendurchmesser [mm]: 25,4

NISSAN

24.3225-1704.3

020541



Radbremsszylinder

ALU

Kolbendurchmesser [mm]: 25,4

FIAT, OPEL, VAUXHALL

24.3225-1705.3

020594



Radbremsszylinder

GG

Kolbendurchmesser [mm]: 25,4

TOYOTA

24.3226-1702.3

020469



Radbremsszylinder

GG

Kolbendurchmesser [mm]: 27

CITROËN, FIAT, PEUGEOT, PIAGGIO

24.3228-1701.3

020401



Radbremsszylinder

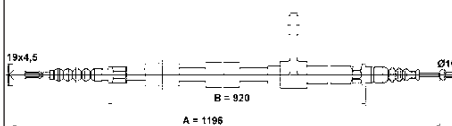
GG

Kolbendurchmesser [mm]: 28,6

CITROËN, FIAT, PEUGEOT

24.3727-0004.2

580004



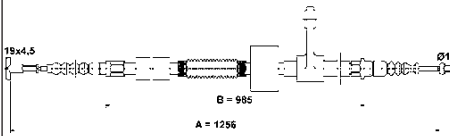
Seilzug, Feststellbremse

L = 1.196

ALFA ROMEO

24.3727-0005.2

580005



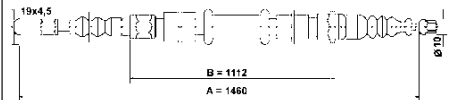
Seilzug, Feststellbremse

L= 1.256

ALFA ROMEO

24.3727-0006.2

580006



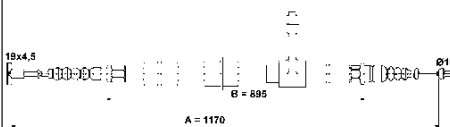
Seilzug, Feststellbremse

L= 1.460

ALFA ROMEO, FIAT, LANCIA

24.3727-0010.2

580010



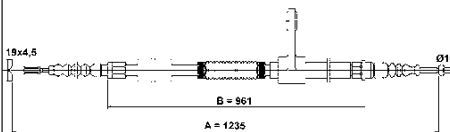
Seilzug, Feststellbremse

L= 1.170

ALFA ROMEO

24.3727-0011.2

580011



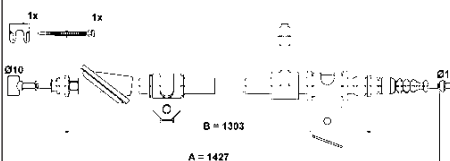
Seilzug, Feststellbremse

L= 1.235

ALFA ROMEO

24.3727-0012.2

580012



Seilzug, Feststellbremse

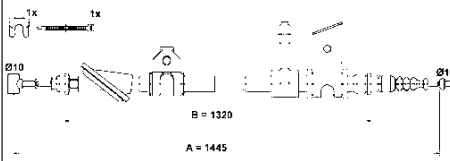
+ Zub

L= 1.427

ALFA ROMEO

24.3727-0013.2

580013



Seilzug, Feststellbremse

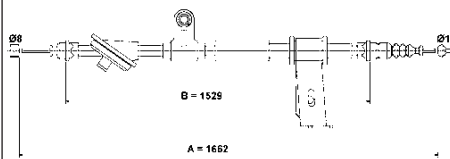
+ Zub

L= 1.445

ALFA ROMEO

24.3727-0014.2

580014



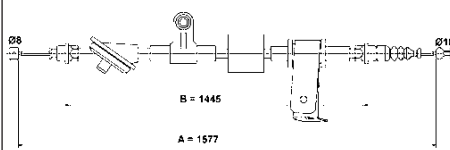
Seilzug, Feststellbremse

L= 1.662

ALFA ROMEO

24.3727-0015.2

580015



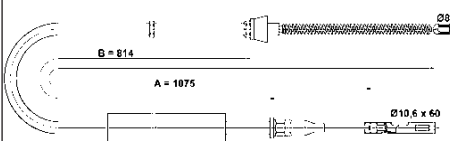
Seilzug, Feststellbremse

L= 1.577

ALFA ROMEO

24.3727-0100.2

580100



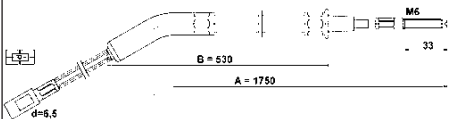
Seilzug, Feststellbremse

L= 1.075

AUDI

24.3727-0101.2

580101



Seilzug, Feststellbremse

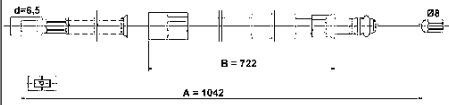
L= 1.750

VW



24.3727-0112.2

580112



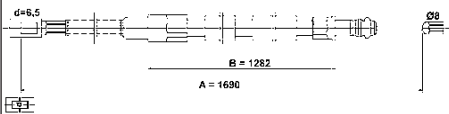
Seilzug, Feststellbremse

L= 1.042

VW

24.3727-0113.2

580113



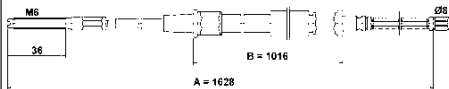
Seilzug, Feststellbremse

L= 1.690

VW

24.3727-0125.2

580125



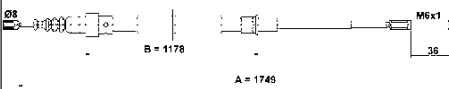
Seilzug, Feststellbremse

L= 1.628

VW

24.3727-0126.2

580126



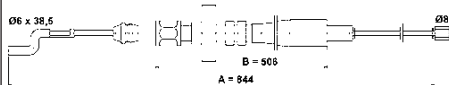
Seilzug, Feststellbremse

L= 1.749

VW

24.3727-0131.2

580131



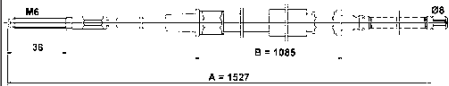
Seilzug, Feststellbremse

L= 844

VW

24.3727-0132.2

580132



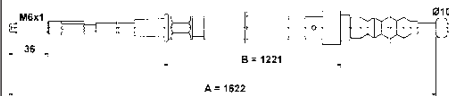
Seilzug, Feststellbremse

L= 1.527

SEAT

24.3727-0133.2

580133



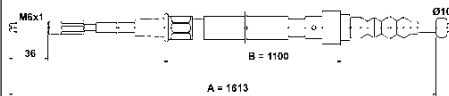
Seilzug, Feststellbremse

L= 1.622

SEAT

24.3727-0134.2

580134



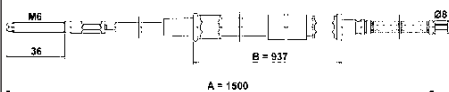
Seilzug, Feststellbremse

L= 1.613

VW

24.3727-0135.2

580135



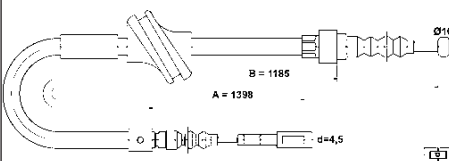
Seilzug, Feststellbremse

L= 1.500

VW

24.3727-0143.2

580143



Seilzug, Feststellbremse

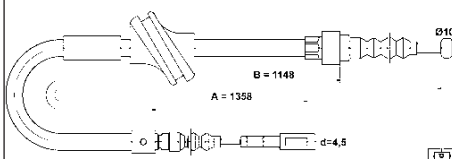
L= 1.398

AUDI



24.3727-0144.2

580144



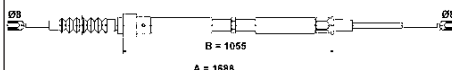
Seilzug, Feststellbremse

L= 1.358

AUDI

24.3727-0149.2

580149



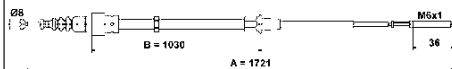
Seilzug, Feststellbremse

L= 1.688

AUDI, SEAT, SKODA, VW

24.3727-0152.2

580152



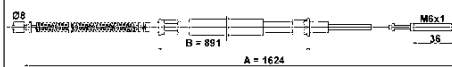
Seilzug, Feststellbremse

L= 1.721

VW

24.3727-0153.2

580153



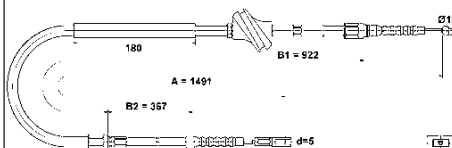
Seilzug, Feststellbremse

L= 1.624

VW

24.3727-0154.2

580154



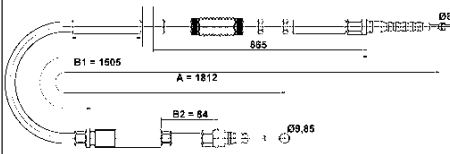
Seilzug, Feststellbremse

L= 1.491

AUDI

24.3727-0155.2

580155



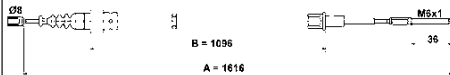
Seilzug, Feststellbremse

L= 1.812

AUDI

24.3727-0156.2

580156



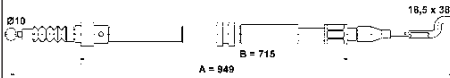
Seilzug, Feststellbremse

L= 1.616

VW

24.3727-0157.2

580157



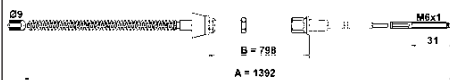
Seilzug, Feststellbremse

L= 949

VW

24.3727-0159.2

580159



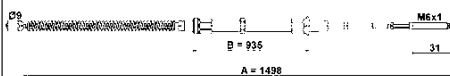
Seilzug, Feststellbremse

L= 1.392

SEAT, VW

24.3727-0160.2

580160



Seilzug, Feststellbremse

L= 1.498

VW



24.3727-0161.2

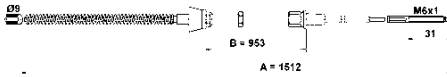
580161



Seilzug, Feststellbremse

L= 1.512

SEAT, VW



24.3727-0162.2

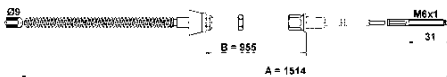
580162



Seilzug, Feststellbremse

L= 1.514

SEAT, VW



24.3727-0163.2

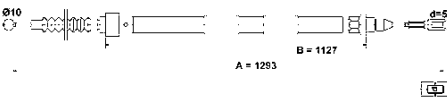
580163



Seilzug, Feststellbremse

L= 1.293

FORD, SEAT, VW



24.3727-0165.2

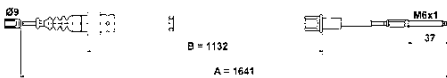
580165



Seilzug, Feststellbremse

L= 1.641

SEAT, VW



24.3727-0167.2

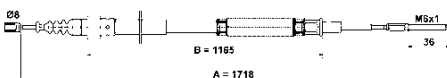
580167



Seilzug, Feststellbremse

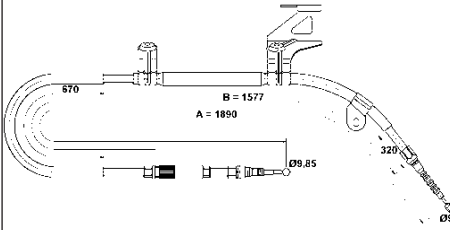
L= 1.718

VW



24.3727-0170.2

580170



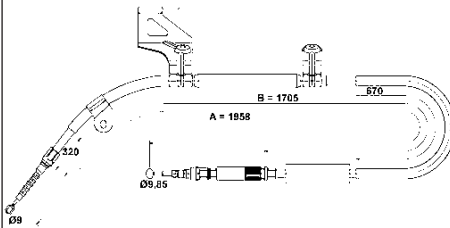
Seilzug, Feststellbremse

L= 1.890

VW

24.3727-0171.2

580171



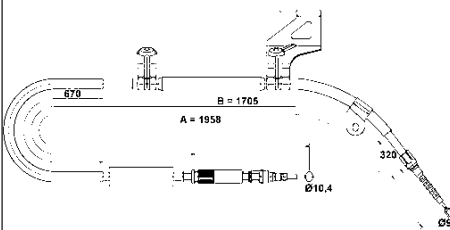
Seilzug, Feststellbremse

L= 1.958

AUDI

24.3727-0172.2

580172



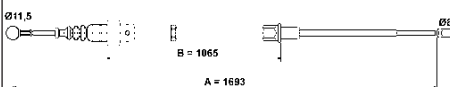
Seilzug, Feststellbremse

L= 1.958

AUDI

24.3727-0173.2

580173



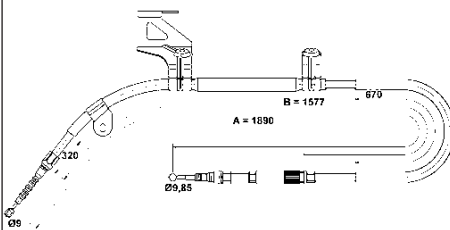
Seilzug, Feststellbremse

L= 1.693

AUDI, SEAT, SKODA, VW

24.3727-0174.2

580174



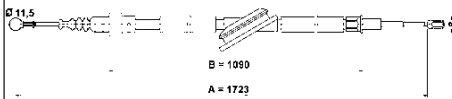
Seilzug, Feststellbremse

L= 1.890

VW

24.3727-0175.2

580175



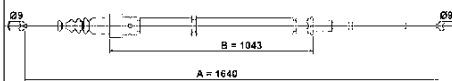
Seilzug, Feststellbremse

L= 1.723

AUDI, SKODA, VW

24.3727-0176.2

580176



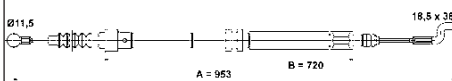
Seilzug, Feststellbremse

L= 1.640

SEAT, SKODA, VW

24.3727-0177.2

580177



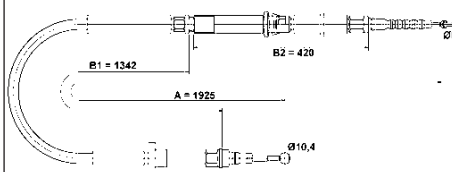
Seilzug, Feststellbremse

L= 953

VW

24.3727-0178.2

580178



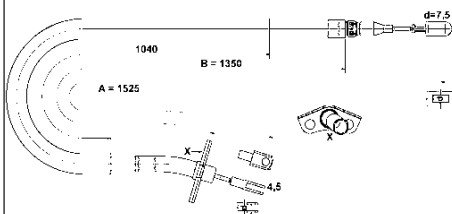
Seilzug, Feststellbremse

L= 1.925

AUDI

24.3727-0179.2

580179



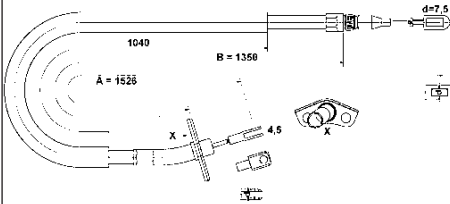
Seilzug, Feststellbremse

L= 1.525

MERCEDES-BENZ, VW

24.3727-0180.2

580180



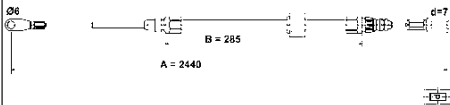
Seilzug, Feststellbremse

L= 1.526

MERCEDES-BENZ, VW

24.3727-0181.2

580181



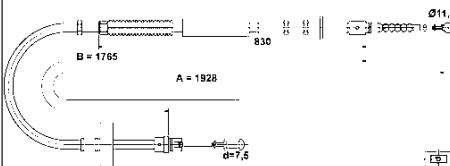
Seilzug, Feststellbremse

L= 2.440

MERCEDES-BENZ, VW

24.3727-0182.2

580182



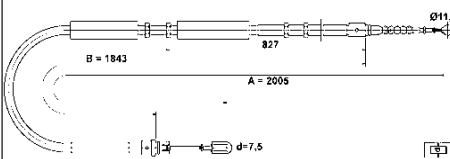
Seilzug, Feststellbremse

L= 1.928

AUDI

24.3727-0183.2

580183



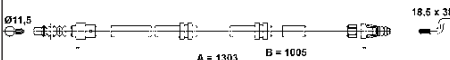
Seilzug, Feststellbremse

L= 2.005

AUDI

24.3727-0184.2

580184



Seilzug, Feststellbremse

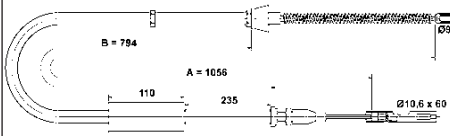
L= 1.303

VW



24.3727-0185.2

580185



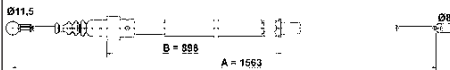
Seilzug, Feststellbremse

L= 1.056

AUDI

24.3727-0186.2

580186



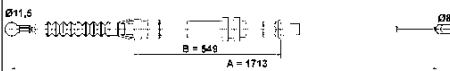
Seilzug, Feststellbremse

L= 1.563

VW

24.3727-0188.2

580188



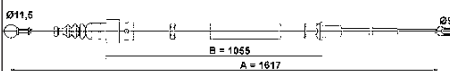
Seilzug, Feststellbremse

L= 1.713

VW

24.3727-0189.2

580189



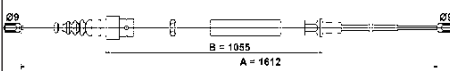
Seilzug, Feststellbremse

L= 1.617

AUDI

24.3727-0190.2

580190



Seilzug, Feststellbremse

L= 1.612

AUDI

24.3727-0194.2

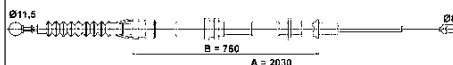
580194



Seilzug, Feststellbremse

L= 2.030

VW



24.3727-0195.2

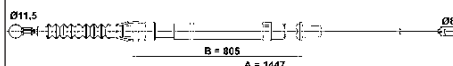
580195



Seilzug, Feststellbremse

L= 1.447

AUDI, SEAT, SKODA, VW



24.3727-0196.2

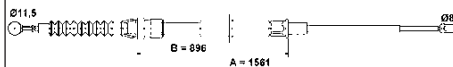
580196



Seilzug, Feststellbremse

L= 1.561

VW



24.3727-0197.2

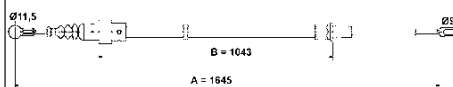
580197



Seilzug, Feststellbremse

L= 1.645

SEAT, SKODA, VW



24.3727-0198.2

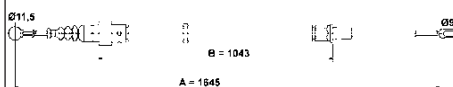
580198



Seilzug, Feststellbremse

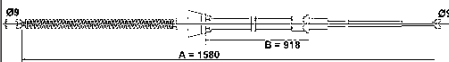
L= 1.645

SEAT, SKODA, VW



24.3727-0199.2

580199



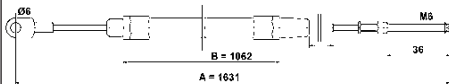
Seilzug, Feststellbremse

L= 1.580

SEAT, SKODA, VW

24.3727-0214.2

580214



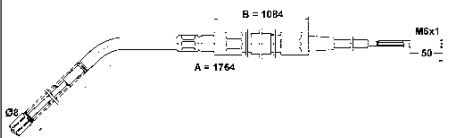
Seilzug, Feststellbremse

L= 1.631

BMW

24.3727-0218.2

580218



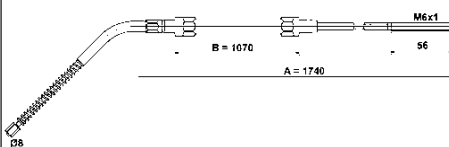
Seilzug, Feststellbremse

L= 1.764

BMW

24.3727-0222.2

580222



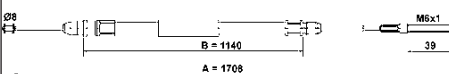
Seilzug, Feststellbremse

L= 1.740

BMW

24.3727-0223.2

580223



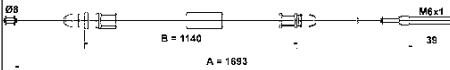
Seilzug, Feststellbremse

L= 1.708

BMW

24.3727-0224.2

580224



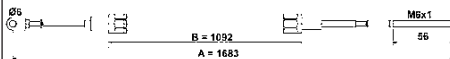
Seilzug, Feststellbremse

L= 1.693

BMW

24.3727-0227.2

580227



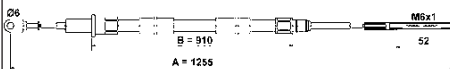
Seilzug, Feststellbremse

L= 1.683

BMW

24.3727-0228.2

580228



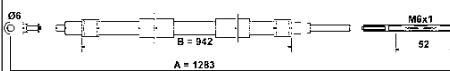
Seilzug, Feststellbremse

L= 1.255

BMW

24.3727-0229.2

580229



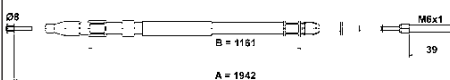
Seilzug, Feststellbremse

L= 1.283

BMW

24.3727-0231.2

580231



Seilzug, Feststellbremse

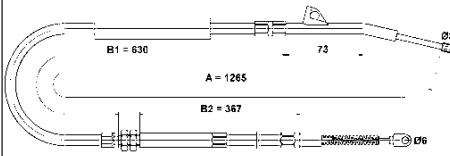
L= 1.942

BMW



24.3727-0232.2

580232



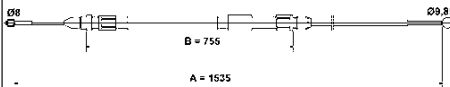
Seilzug, Feststellbremse

L= 1.265

BMW

24.3727-0233.2

580233



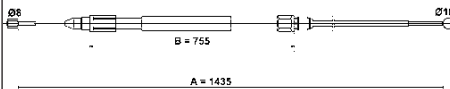
Seilzug, Feststellbremse

L= 1.535

BMW

24.3727-0234.2

580234



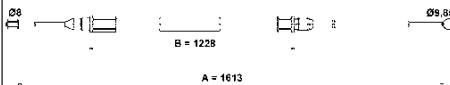
Seilzug, Feststellbremse

L= 1.435

BMW

24.3727-0235.2

580235



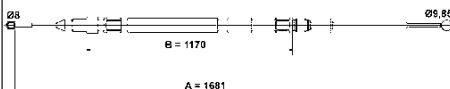
Seilzug, Feststellbremse

L= 1.613

BMW

24.3727-0236.2

580236



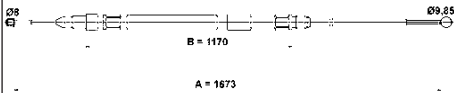
Seilzug, Feststellbremse

L= 1.681

BMW

24.3727-0237.2

580237



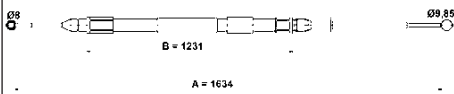
Seilzug, Feststellbremse

L= 1.673

BMW

24.3727-0238.2

580238



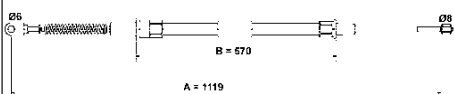
Seilzug, Feststellbremse

L= 1.634

BMW

24.3727-0239.2

580239



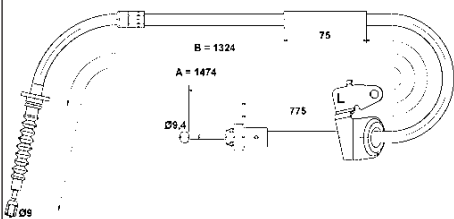
Seilzug, Feststellbremse

L= 1.119

BMW

24.3727-0240.2

580240



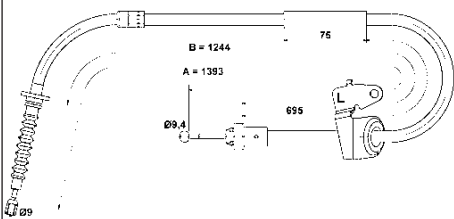
Seilzug, Feststellbremse

L= 1.474

MINI

24.3727-0241.2

580241



Seilzug, Feststellbremse

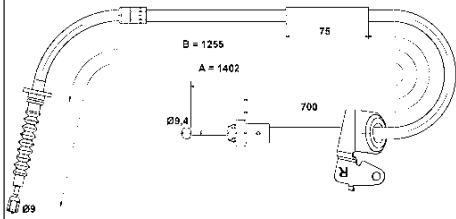
L= 1.393

MINI



24.3727-0242.2

580242



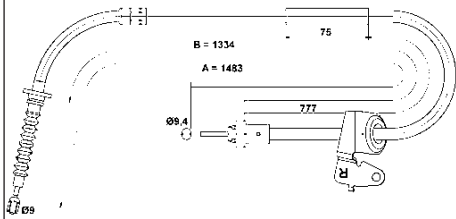
Seilzug, Feststellbremse

L= 1.402

MINI

24.3727-0243.2

580243



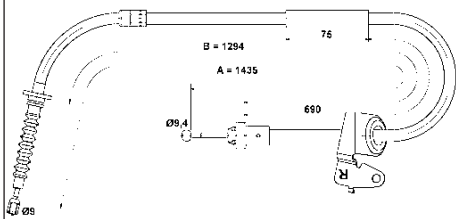
Seilzug, Feststellbremse

L= 1.483

MINI

24.3727-0244.2

580244



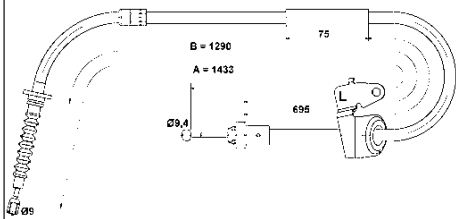
Seilzug, Feststellbremse

L= 1.435

MINI

24.3727-0245.2

580245



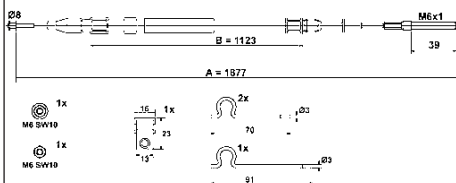
Seilzug, Feststellbremse

L= 1.433

MINI

24.3727-0246.2

580246



Seilzug, Feststellbremse

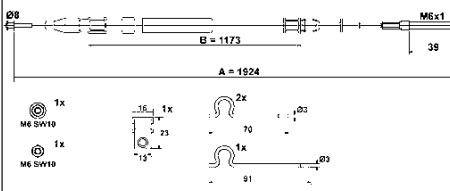
+ Zub

L= 1.877

BMW

24.3727-0247.2

580247



Seilzug, Feststellbremse

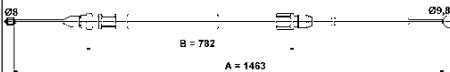
+ Zub

L= 1.924

BMW

24.3727-0248.2

580248



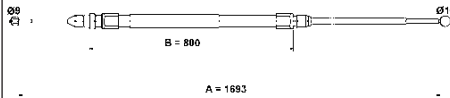
Seilzug, Feststellbremse

L= 1.463

BMW

24.3727-0249.2

580249



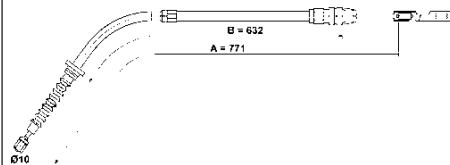
Seilzug, Feststellbremse

L= 1.693

BMW

24.3727-0250.2

580250



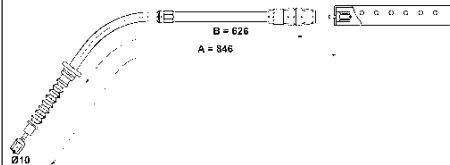
Seilzug, Feststellbremse

L= 771

MINI

24.3727-0251.2

580251



Seilzug, Feststellbremse

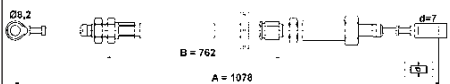
L= 846

MINI



24.3727-0300.2

580300



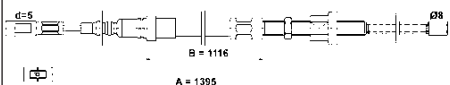
Seilzug, Feststellbremse

L= 1.078

CITROËN, FIAT, PEUGEOT

24.3727-0303.2

580303



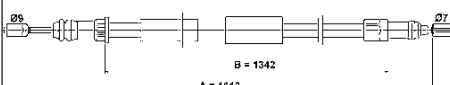
Seilzug, Feststellbremse

L= 1.395

CITROËN

24.3727-0304.2

580304



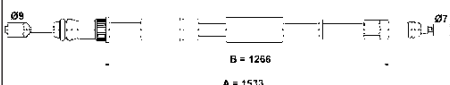
Seilzug, Feststellbremse

L= 1.612

CITROËN, PEUGEOT

24.3727-0305.2

580305



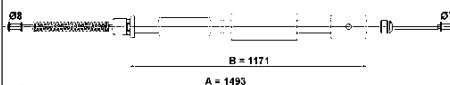
Seilzug, Feststellbremse

L= 1.533

CITROËN, PEUGEOT

24.3727-0306.2

580306



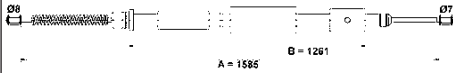
Seilzug, Feststellbremse

L= 1.493

CITROËN, PEUGEOT

24.3727-0307.2

580307



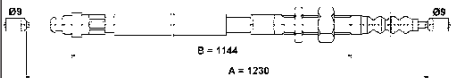
Seilzug, Feststellbremse

L= 1.585

CITROËN, PEUGEOT

24.3727-0308.2

580308




Seilzug, Feststellbremse

L= 1.230

CITROËN

24.3727-0309.2

580309



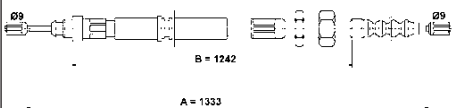
Seilzug, Feststellbremse

L= 1.030

CITROËN

24.3727-0311.2

580311



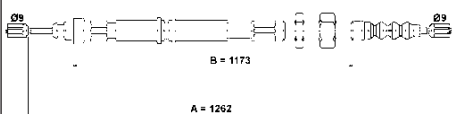
Seilzug, Feststellbremse

L= 1.333

CITROËN

24.3727-0312.2

580312



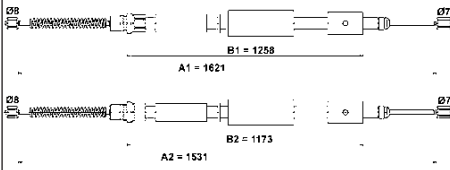
Seilzug, Feststellbremse

L= 1.262

CITROËN

24.3727-0313.2

580313



Seilzug, Feststellbremse

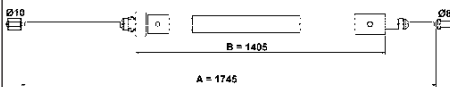
L2= 1.531

L= 1.621

CITROËN

24.3727-0314.2

580314



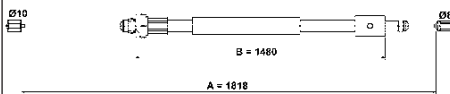
Seilzug, Feststellbremse

L= 1.745

CITROËN, PEUGEOT

24.3727-0315.2

580315



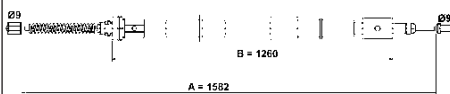
Seilzug, Feststellbremse

L= 1.818

CITROËN, PEUGEOT

24.3727-0316.2

580316



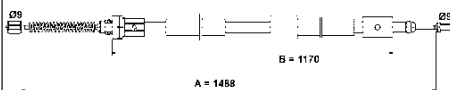
Seilzug, Feststellbremse

L= 1.582

CITROËN

24.3727-0317.2

580317



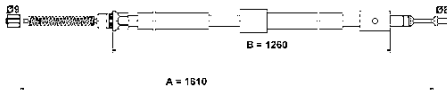
Seilzug, Feststellbremse

L= 1.488

CITROËN

24.3727-0320.2

580320



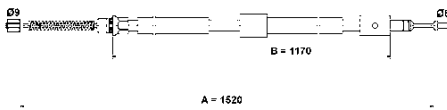
Seilzug, Feststellbremse

L= 1.610

CITROËN

24.3727-0321.2

580321



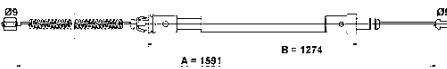
Seilzug, Feststellbremse

L= 1.520

CITROËN

24.3727-0322.2

580322



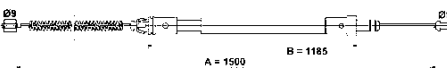
Seilzug, Feststellbremse

L= 1.591

CITROËN

24.3727-0323.2

580323



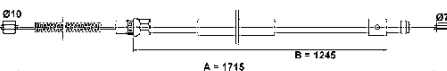
Seilzug, Feststellbremse

L= 1.500

CITROËN

24.3727-0324.2

580324




Seilzug, Feststellbremse

L= 1.715

CITROËN

24.3727-0326.2

580326



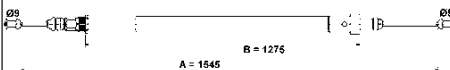
Seilzug, Feststellbremse

L= 1.635

CITROËN

24.3727-0327.2

580327



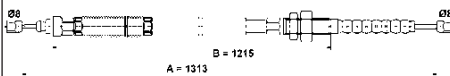
Seilzug, Feststellbremse

L= 1.545

CITROËN

24.3727-0330.2

580330



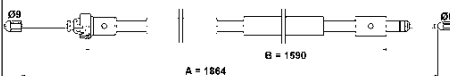
Seilzug, Feststellbremse

L= 1.313

CITROËN

24.3727-0332.2

580332



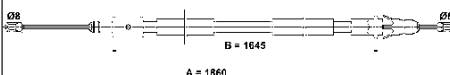
Seilzug, Feststellbremse

L= 1.864

CITROËN

24.3727-0333.2

580333



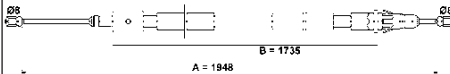
Seilzug, Feststellbremse

L= 1.860

CITROËN

24.3727-0334.2

580334



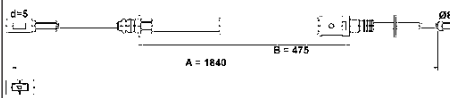
Seilzug, Feststellbremse

L= 1.948

CITROËN

24.3727-0335.2

580335



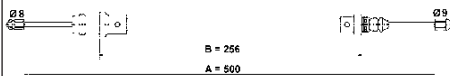
Seilzug, Feststellbremse

L= 1.840

CITROËN

24.3727-0336.2

580336



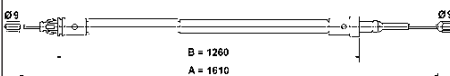
Seilzug, Feststellbremse

L= 500

CITROËN, FIAT, LANCIA, PEUGEOT

24.3727-0337.2

580337



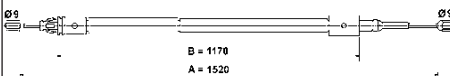
Seilzug, Feststellbremse

L= 1.610

CITROËN

24.3727-0338.2

580338



Seilzug, Feststellbremse

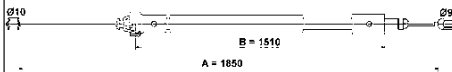
L= 1.520

CITROËN



24.3727-0339.2

580339



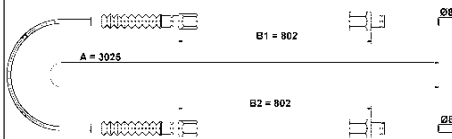
Seilzug, Feststellbremse

L= 1.850

CITROËN, PEUGEOT

24.3727-0340.2

580340



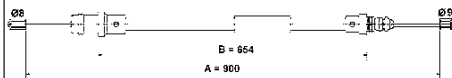
Seilzug, Feststellbremse

L= 3.025

CITROËN, FIAT, PEUGEOT

24.3727-0341.2

580341



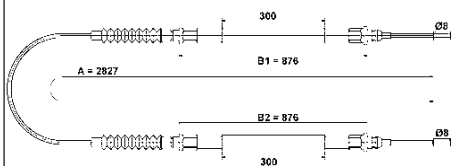
Seilzug, Feststellbremse

L= 900

CITROËN, FIAT, PEUGEOT

24.3727-0343.2

580343



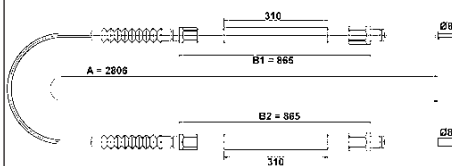
Seilzug, Feststellbremse

L= 2.827

CITROËN, FIAT, PEUGEOT

24.3727-0344.2

580344



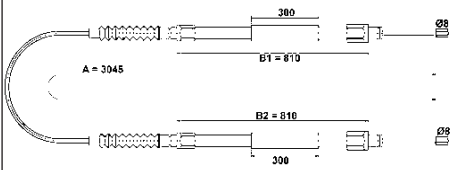
Seilzug, Feststellbremse

L= 2.806

CITROËN, FIAT, PEUGEOT

24.3727-0345.2

580345



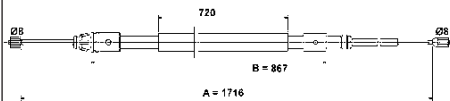
Seilzug, Feststellbremse

L= 3.045

CITROËN, FIAT, PEUGEOT

24.3727-0346.2

580346



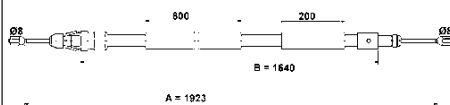
Seilzug, Feststellbremse

L= 1.716

CITROËN

24.3727-0347.2

580347



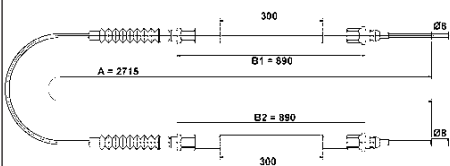
Seilzug, Feststellbremse

L= 1.923

CITROËN, PEUGEOT

24.3727-0348.2

580348



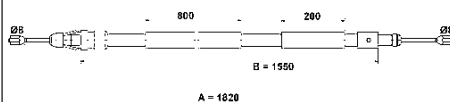
Seilzug, Feststellbremse

L= 2.715

CITROËN, PEUGEOT

24.3727-0349.2

580349



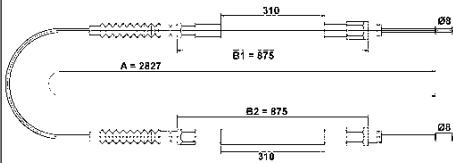
Seilzug, Feststellbremse

L= 1.820

CITROËN, PEUGEOT

24.3727-0350.2

580350



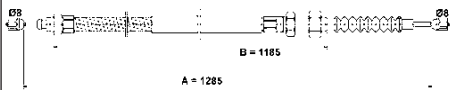
Seilzug, Feststellbremse

L= 2.827

CITROËN, PEUGEOT

24.3727-0351.2

580351



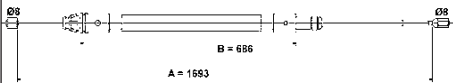
Seilzug, Feststellbremse

L= 1.285

CITROËN

24.3727-0352.2

580352



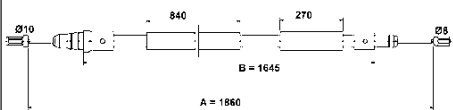
Seilzug, Feststellbremse

L= 1.693

CITROËN

24.3727-0353.2

580353



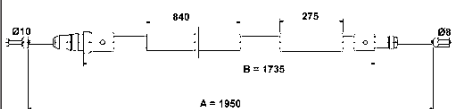
Seilzug, Feststellbremse

L= 1.860

CITROËN

24.3727-0354.2

580354



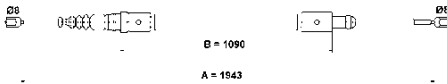
Seilzug, Feststellbremse

L= 1.950

CITROËN

24.3727-0355.2

580355



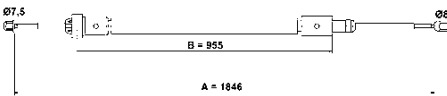
Seilzug, Feststellbremse

L= 1.943

CITROËN

24.3727-0356.2

580356



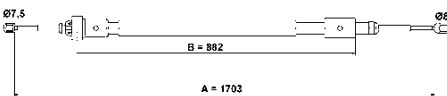
Seilzug, Feststellbremse

L= 1.846

CITROËN

24.3727-0357.2

580357



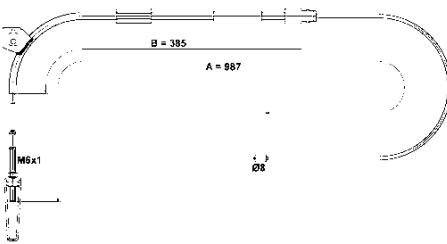
Seilzug, Feststellbremse

L= 1.703

CITROËN, DS

24.3727-0400.2

580400



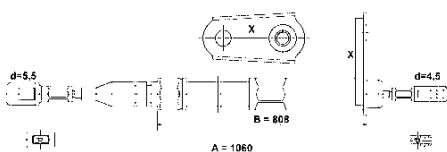
Seilzug, Feststellbremse

L= 987

MERCEDES-BENZ

24.3727-0409.2

580409



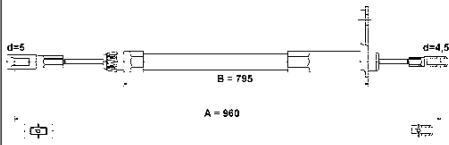
Seilzug, Feststellbremse

L= 1.060

MERCEDES-BENZ

24.3727-0418.2

580418



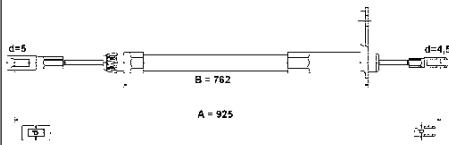
Seilzug, Feststellbremse

L= 960

MERCEDES-BENZ

24.3727-0419.2

580419



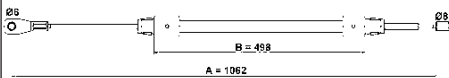
Seilzug, Feststellbremse

L= 925

MERCEDES-BENZ

24.3727-0421.2

580421



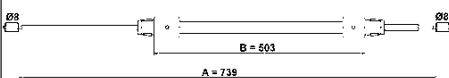
Seilzug, Feststellbremse

L= 1.062

MERCEDES-BENZ

24.3727-0422.2

580422



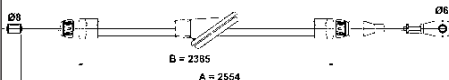
Seilzug, Feststellbremse

L= 739

MERCEDES-BENZ

24.3727-0423.2

580423



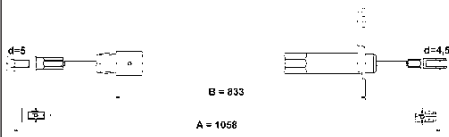
Seilzug, Feststellbremse

L= 2.554

MERCEDES-BENZ

24.3727-0424.2

580424



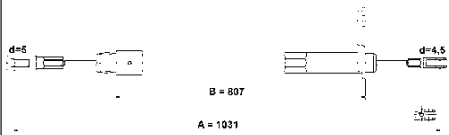
Seilzug, Feststellbremse

L= 1.058

MERCEDES-BENZ

24.3727-0425.2

580425



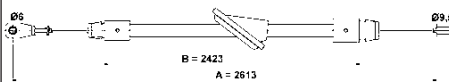
Seilzug, Feststellbremse

L= 1.031

MERCEDES-BENZ

24.3727-0426.2

580426



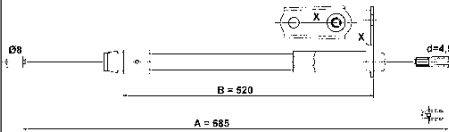
Seilzug, Feststellbremse

L= 2.613

MERCEDES-BENZ

24.3727-0427.2

580427



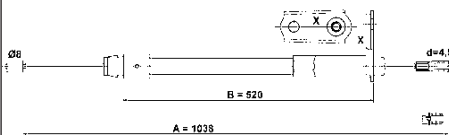
Seilzug, Feststellbremse

L= 685

MERCEDES-BENZ

24.3727-0428.2

580428



Seilzug, Feststellbremse

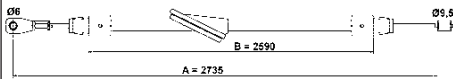
L= 1.038

MERCEDES-BENZ



24.3727-0429.2

580429



Seilzug, Feststellbremse

L= 2.735

MERCEDES-BENZ

24.3727-0430.2

580430



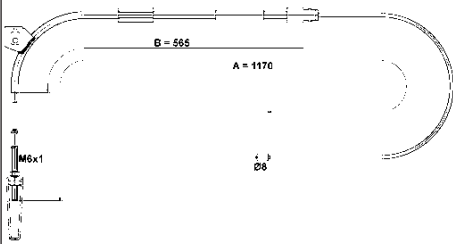
Seilzug, Feststellbremse

L= 925

MERCEDES-BENZ

24.3727-0431.2

580431



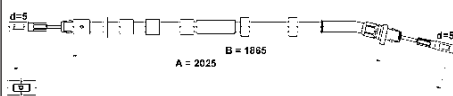
Seilzug, Feststellbremse

L= 1.170

MERCEDES-BENZ

24.3727-0432.2

580432



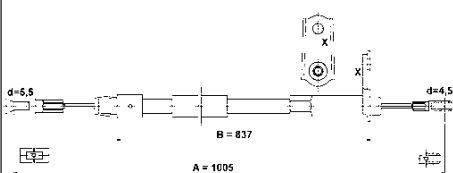
Seilzug, Feststellbremse

L= 2.025

MERCEDES-BENZ

24.3727-0433.2

580433



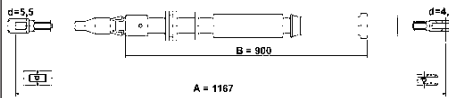
Seilzug, Feststellbremse

L= 1.005

MERCEDES-BENZ

24.3727-0435.2

580435



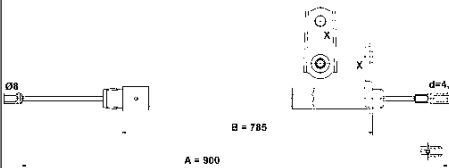
Seilzug, Feststellbremse

L = 1.167

MERCEDES-BENZ

24.3727-0436.2

580436



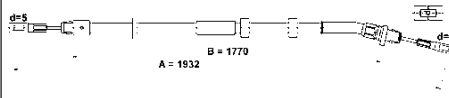
Seilzug, Feststellbremse

L = 900

MERCEDES-BENZ

24.3727-0437.2

580437



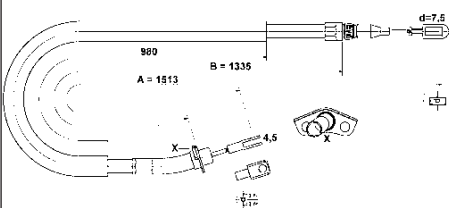
Seilzug, Feststellbremse

L = 1.932

MERCEDES-BENZ

24.3727-0438.2

580438



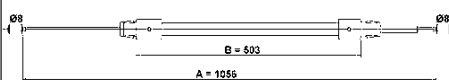
Seilzug, Feststellbremse

L = 1.513

MERCEDES-BENZ, VW

24.3727-0439.2

580439



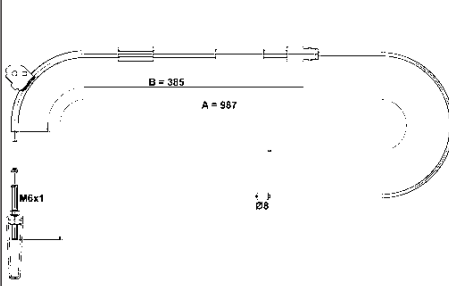
Seilzug, Feststellbremse

L = 1.056

MERCEDES-BENZ

24.3727-0440.2

580440



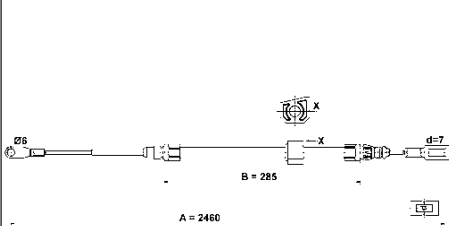
Seilzug, Feststellbremse

L = 987

MERCEDES-BENZ

24.3727-0441.2

580441



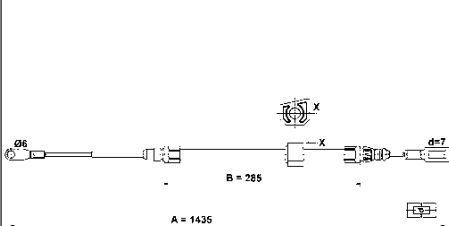
Seilzug, Feststellbremse

L = 2.460

MERCEDES-BENZ, VW

24.3727-0442.2

580442



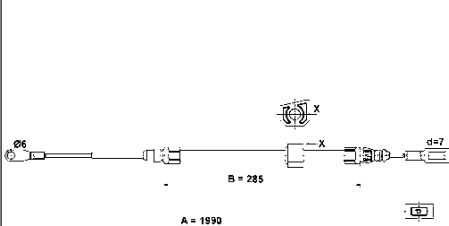
Seilzug, Feststellbremse

L = 1.435

MERCEDES-BENZ, VW

24.3727-0443.2

580443



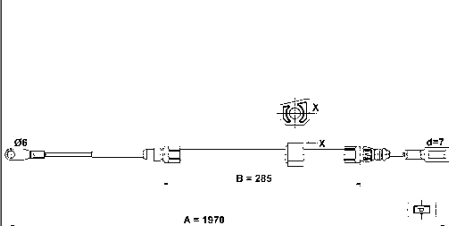
Seilzug, Feststellbremse

L = 1.990

MERCEDES-BENZ, VW

24.3727-0444.2

580444



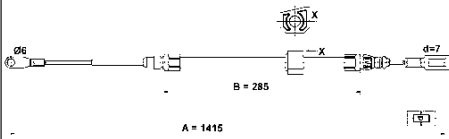
Seilzug, Feststellbremse

L = 1.970

MERCEDES-BENZ, VW

24.3727-0445.2

580445



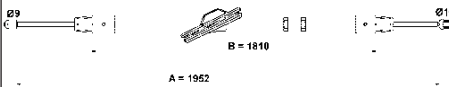
Seilzug, Feststellbremse

L= 1.415

MERCEDES-BENZ

24.3727-0447.2

580447



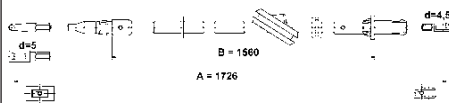
Seilzug, Feststellbremse

L= 1.952

MERCEDES-BENZ

24.3727-0448.2

580448



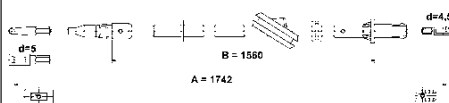
Seilzug, Feststellbremse

L= 1.726

MERCEDES-BENZ

24.3727-0449.2

580449



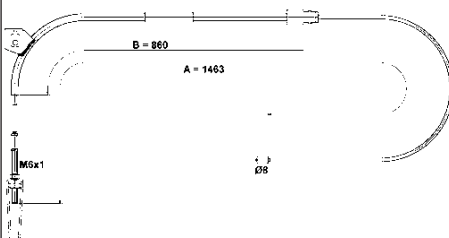
Seilzug, Feststellbremse

L= 1.742

MERCEDES-BENZ

24.3727-0450.2

580450



Seilzug, Feststellbremse

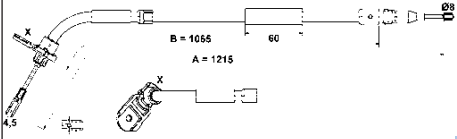
L= 1.463

MERCEDES-BENZ



24.3727-0451.2

580451



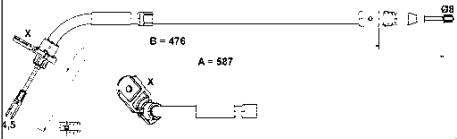
Seilzug, Feststellbremse

L= 1.215

MERCEDES-BENZ

24.3727-0452.2

580452



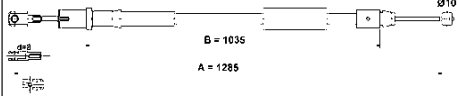
Seilzug, Feststellbremse

L= 587

MERCEDES-BENZ

24.3727-0453.2

580453



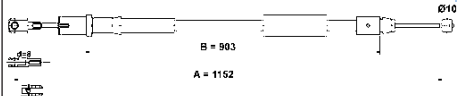
Seilzug, Feststellbremse

L= 1.285

MERCEDES-BENZ

24.3727-0454.2

580454



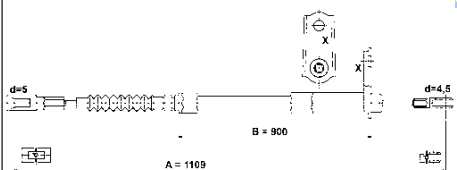
Seilzug, Feststellbremse

L= 1.152

MERCEDES-BENZ

24.3727-0455.2

580455



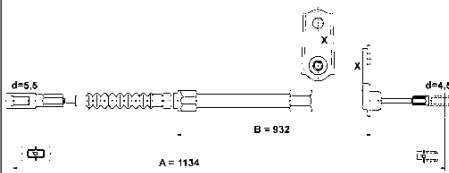
Seilzug, Feststellbremse

L= 1.109

MERCEDES-BENZ

24.3727-0456.2

580456



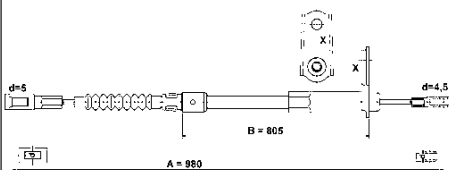
Seilzug, Feststellbremse

L = 1.134

MERCEDES-BENZ

24.3727-0457.2

580457



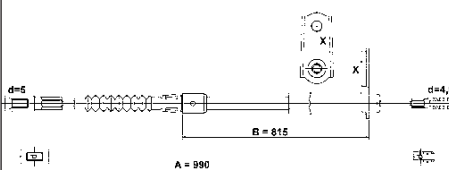
Seilzug, Feststellbremse

L = 980

MERCEDES-BENZ

24.3727-0458.2

580458



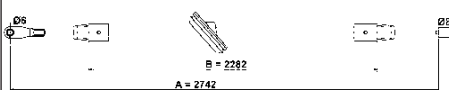
Seilzug, Feststellbremse

L = 990

MERCEDES-BENZ

24.3727-0461.2

580461



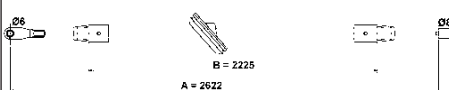
Seilzug, Feststellbremse

L = 2.742

MERCEDES-BENZ

24.3727-0462.2

580462



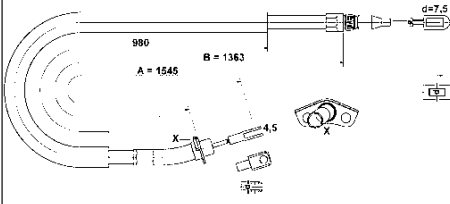
Seilzug, Feststellbremse

L = 2.622

MERCEDES-BENZ

24.3727-0463.2

580463



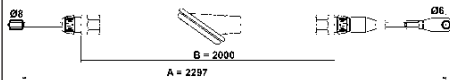
Seilzug, Feststellbremse

L= 1.545

MERCEDES-BENZ

24.3727-0464.2

580464



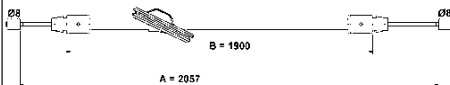
Seilzug, Feststellbremse

L= 2.297

MERCEDES-BENZ

24.3727-0465.2

580465



Seilzug, Feststellbremse

L= 2.057

MERCEDES-BENZ

24.3727-0466.2

580466



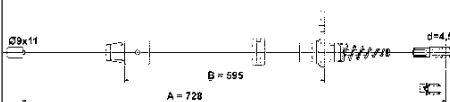
Seilzug, Feststellbremse

L= 2.937

MERCEDES-BENZ

24.3727-0467.2

580467



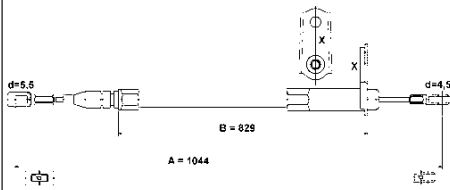
Seilzug, Feststellbremse

L= 728

MERCEDES-BENZ

24.3727-0468.2

580468



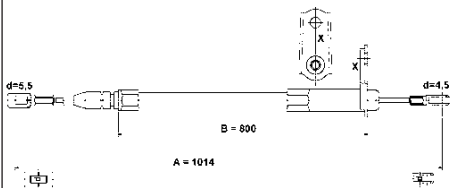
Seilzug, Feststellbremse

L= 1.044

MERCEDES-BENZ

24.3727-0469.2

580469



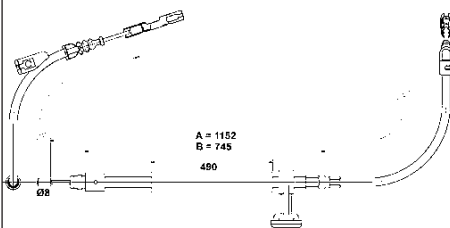
Seilzug, Feststellbremse

L= 1.014

MERCEDES-BENZ

24.3727-0470.2

580470



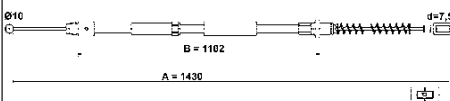
Seilzug, Feststellbremse

L= 1.152

MERCEDES-BENZ

24.3727-0471.2

580471



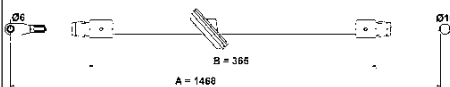
Seilzug, Feststellbremse

L= 1.430

MERCEDES-BENZ

24.3727-0472.2

580472



Seilzug, Feststellbremse

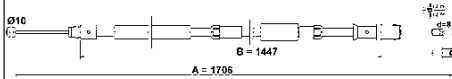
L= 1.468

MERCEDES-BENZ



24.3727-0473.2

580473



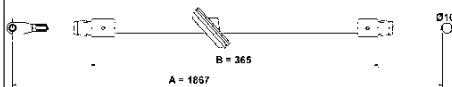
Seilzug, Feststellbremse

L= 1.706

MERCEDES-BENZ

24.3727-0474.2

580474



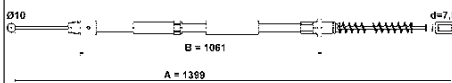
Seilzug, Feststellbremse

L= 1.867

MERCEDES-BENZ

24.3727-0475.2

580475



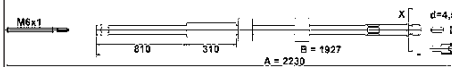
Seilzug, Feststellbremse

L= 1.399

MERCEDES-BENZ

24.3727-0476.2

580476



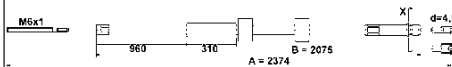
Seilzug, Feststellbremse

L= 2.230

MERCEDES-BENZ

24.3727-0477.2

580477



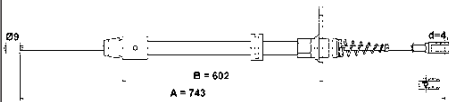
Seilzug, Feststellbremse

L= 2.374

MERCEDES-BENZ

24.3727-0478.2

580478



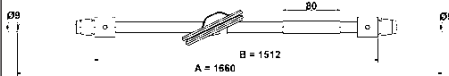
Seilzug, Feststellbremse

L = 743

MERCEDES-BENZ

24.3727-0479.2

580479



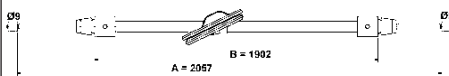
Seilzug, Feststellbremse

L = 1.660

MERCEDES-BENZ

24.3727-0480.2

580480



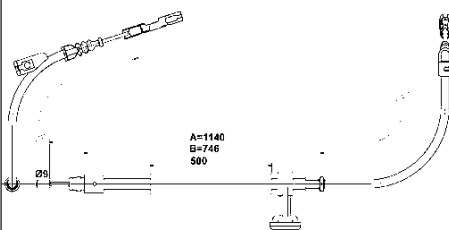
Seilzug, Feststellbremse

L = 2.057

MERCEDES-BENZ

24.3727-0481.2

580481



Seilzug, Feststellbremse

L = 1.140

MERCEDES-BENZ

24.3727-0482.2

580482



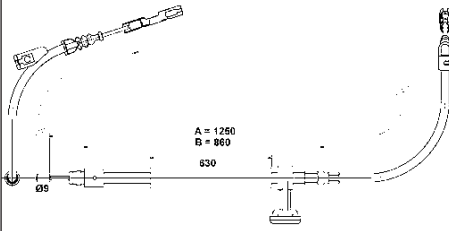
Seilzug, Feststellbremse

L = 744

MERCEDES-BENZ

24.3727-0483.2

580483



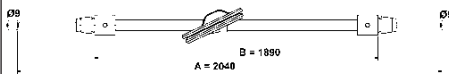
Seilzug, Feststellbremse

L= 1.250

MERCEDES-BENZ

24.3727-0484.2

580484



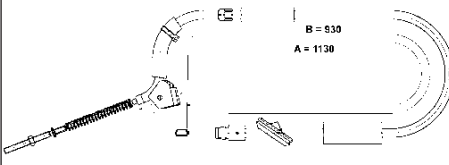
Seilzug, Feststellbremse

L= 2.040

MERCEDES-BENZ

24.3727-0485.2

580485



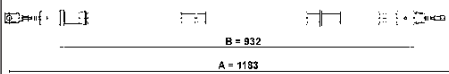
Seilzug, Feststellbremse

L= 1.130

MERCEDES-BENZ

24.3727-0486.2

580486



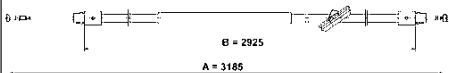
Seilzug, Feststellbremse

L= 1.183

MERCEDES-BENZ

24.3727-0487.2

580487



Seilzug, Feststellbremse

L= 3.185

MERCEDES-BENZ

24.3727-0488.2

580488



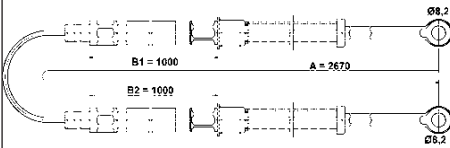
Seilzug, Feststellbremse

L= 2.753

MERCEDES-BENZ

24.3727-0503.2

580503



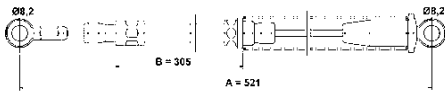
Seilzug, Feststellbremse

L= 2.670

FIAT, NISSAN, SEAT

24.3727-0507.2

580507



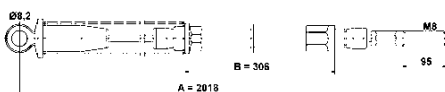
Seilzug, Feststellbremse

L= 521

FIAT

24.3727-0508.2

580508



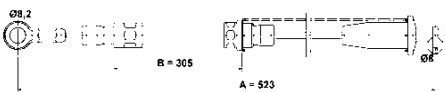
Seilzug, Feststellbremse

L= 2.018

FIAT

24.3727-0509.2

580509



Seilzug, Feststellbremse

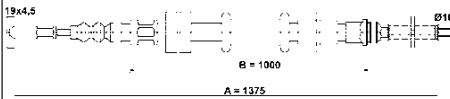
L= 523

FIAT



24.3727-0510.2

580510



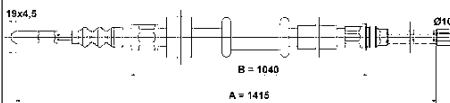
Seilzug, Feststellbremse

L= 1.375

LANCIA

24.3727-0511.2

580511



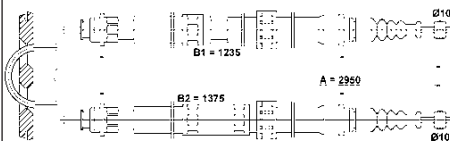
Seilzug, Feststellbremse

L= 1.415

LANCIA

24.3727-0514.2

580514



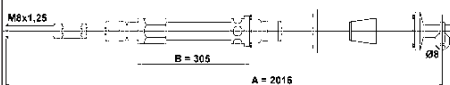
Seilzug, Feststellbremse

L= 2.950

ALFA ROMEO

24.3727-0518.2

580518



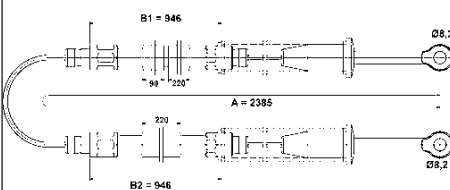
Seilzug, Feststellbremse

L= 2.016

FIAT

24.3727-0519.2

580519



Seilzug, Feststellbremse

L= 2.385

FIAT

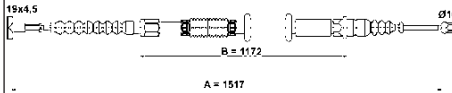
24.3727-0521.2

580521



Seilzug, Feststellbremse

L= 1.517



ALFA ROMEO, FIAT, LANCIA

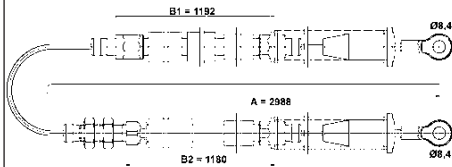
24.3727-0523.2

580523



Seilzug, Feststellbremse

L= 2.988



FIAT

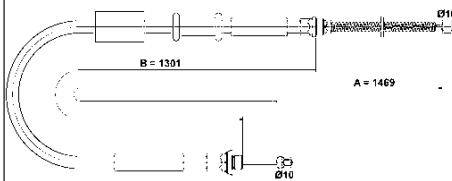
24.3727-0525.2

580525



Seilzug, Feststellbremse

L= 1.469



FIAT

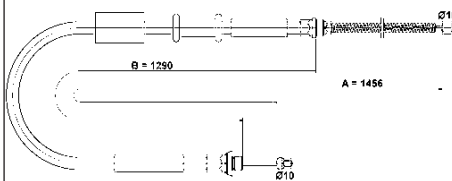
24.3727-0526.2

580526



Seilzug, Feststellbremse

L= 1.456



FIAT

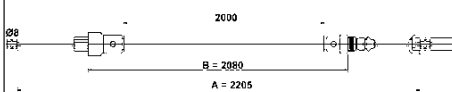
24.3727-0529.2

580529



Seilzug, Feststellbremse

L= 2.205



CITROËN, FIAT, LANCIA, PEUGEOT



24.3727-0530.2

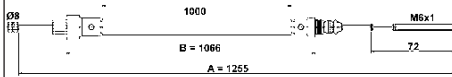
580530



Seilzug, Feststellbremse

L= 1.255

CITROËN, FIAT, LANCIA, PEUGEOT



24.3727-0531.2

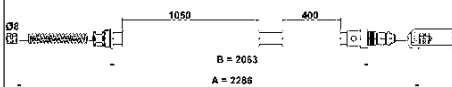
580531



Seilzug, Feststellbremse

L= 2.286

CITROËN, FIAT, PEUGEOT



24.3727-0532.2

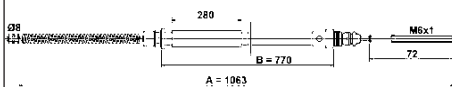
580532



Seilzug, Feststellbremse

L= 1.063

CITROËN, FIAT, PEUGEOT



24.3727-0533.2

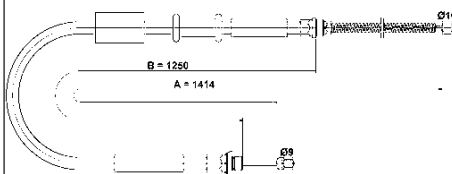
580533



Seilzug, Feststellbremse

L= 1.414

LANCIA



24.3727-0534.2

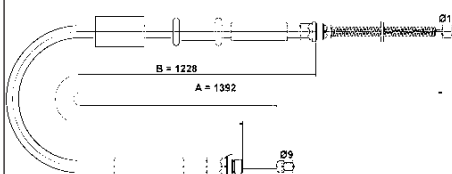
580534



Seilzug, Feststellbremse

L= 1.392

LANCIA



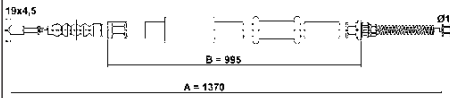
24.3727-0535.2

580535



Seilzug, Feststellbremse

L= 1.370



FIAT

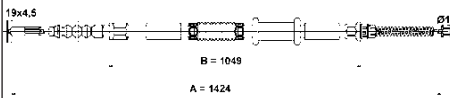
24.3727-0536.2

580536



Seilzug, Feststellbremse

L= 1.424



FIAT

24.3727-0538.2

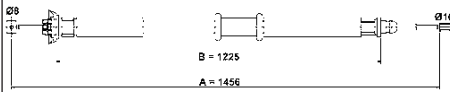
580538



Seilzug, Feststellbremse

- Zub

L= 1.456



FIAT

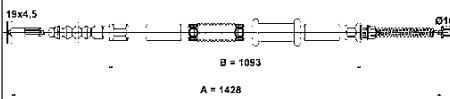
24.3727-0539.2

580539



Seilzug, Feststellbremse

L= 1.428



FIAT

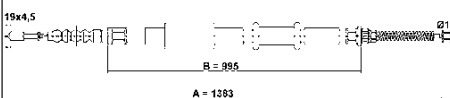
24.3727-0540.2

580540



Seilzug, Feststellbremse

L= 1.383

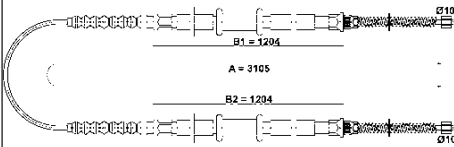


ALFA ROMEO, FIAT



24.3727-0541.2

580541



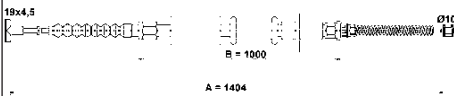
Seilzug, Feststellbremse

L= 3.105

FIAT

24.3727-0542.2

580542



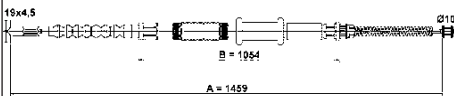
Seilzug, Feststellbremse

L= 1.404

FIAT

24.3727-0543.2

580543



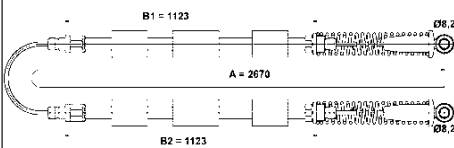
Seilzug, Feststellbremse

L= 1.459

FIAT

24.3727-0544.2

580544



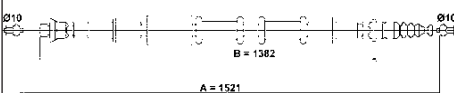
Seilzug, Feststellbremse

L= 2.670

FIAT

24.3727-0549.2

580549



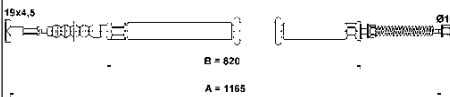
Seilzug, Feststellbremse

L= 1.521

FIAT

24.3727-0550.2

580550



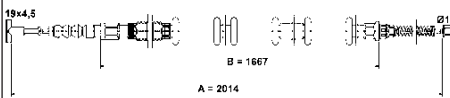
Seilzug, Feststellbremse

L= 1.165

FIAT

24.3727-0551.2

580551



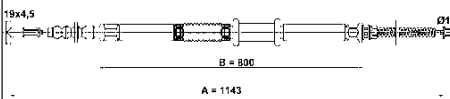
Seilzug, Feststellbremse

L= 2.014

FIAT

24.3727-0552.2

580552



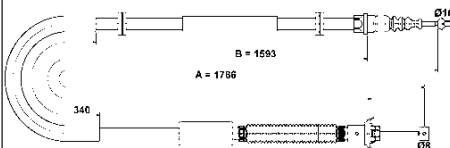
Seilzug, Feststellbremse

L= 1.143

FIAT

24.3727-0553.2

580553




Seilzug, Feststellbremse

L= 1.786

FIAT

24.3727-0554.2

580554



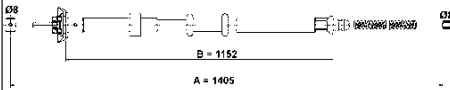
Seilzug, Feststellbremse

L= 1.668

FIAT

24.3727-0556.2

580556



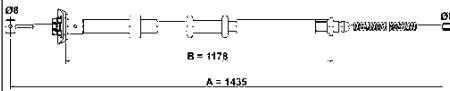
Seilzug, Feststellbremse

L= 1.405

FIAT

24.3727-0557.2

580557



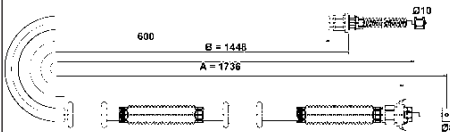
Seilzug, Feststellbremse

L= 1.435

FIAT

24.3727-0558.2

580558



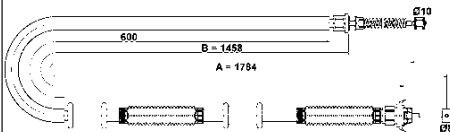
Seilzug, Feststellbremse

L= 1.736

FIAT

24.3727-0559.2

580559



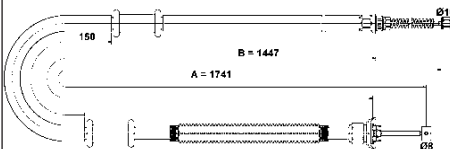
Seilzug, Feststellbremse

L= 1.784

FIAT

24.3727-0560.2

580560



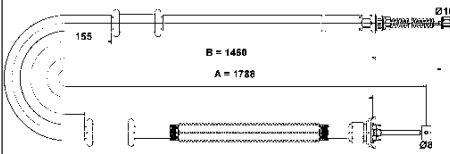
Seilzug, Feststellbremse

L= 1.741

FIAT

24.3727-0561.2

580561



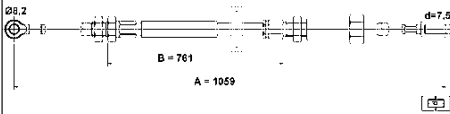
Seilzug, Feststellbremse

L= 1.788

FIAT

24.3727-0562.2

580562



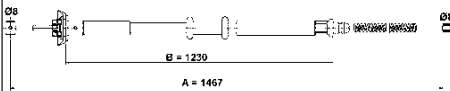
Seilzug, Feststellbremse

L= 1.059

CITROËN, FIAT, PEUGEOT

24.3727-0563.2

580563



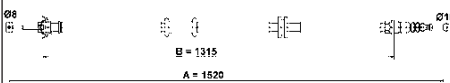
Seilzug, Feststellbremse

L= 1.467

FIAT

24.3727-0564.2

580564



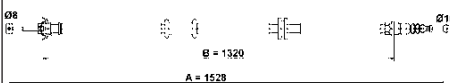
Seilzug, Feststellbremse

L= 1.520

FIAT

24.3727-0565.2

580565



Seilzug, Feststellbremse

L= 1.528

FIAT



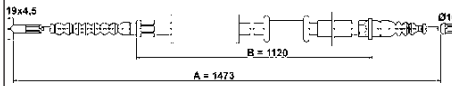
24.3727-0568.2

580568



Seilzug, Feststellbremse

L= 1.473



FIAT

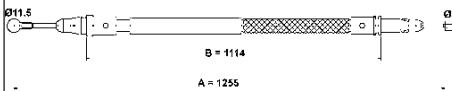
24.3727-0569.2

580569



Seilzug, Feststellbremse

L= 1.255



FIAT, LANCIA

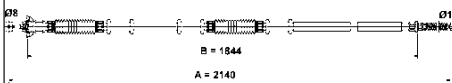
24.3727-0570.2

580570



Seilzug, Feststellbremse

L= 2.140



FIAT

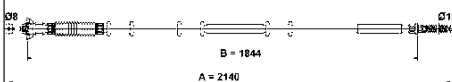
24.3727-0571.2

580571



Seilzug, Feststellbremse

L= 2.140



FIAT

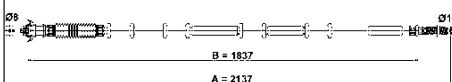
24.3727-0572.2

580572



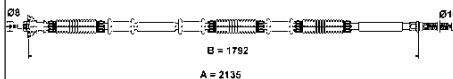
Seilzug, Feststellbremse


L= 2.137



FIAT

24.3727-0573.2 580573

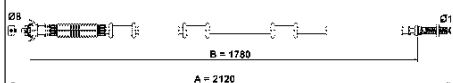



 **Seilzug, Feststellbremse**

L= 2.135

FIAT

24.3727-0574.2 580574

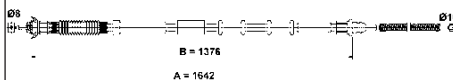



 **Seilzug, Feststellbremse**

L= 2.120

FIAT

24.3727-0575.2 580575

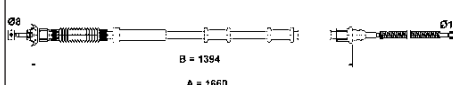



 **Seilzug, Feststellbremse**

L= 1.642

FIAT

24.3727-0576.2 580576

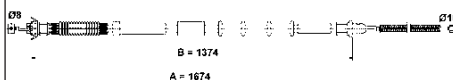



 **Seilzug, Feststellbremse**

L= 1.660

FIAT

24.3727-0577.2 580577



 **Seilzug, Feststellbremse**

L= 1.674

FIAT



24.3727-0578.2

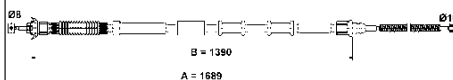
580578



Seilzug, Feststellbremse

L= 1.689

FIAT



24.3727-0579.2

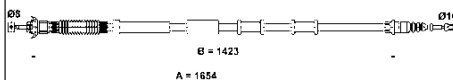
580579



Seilzug, Feststellbremse

L= 1.654

ABARTH, ALFA ROMEO, FIAT



24.3727-0580.2

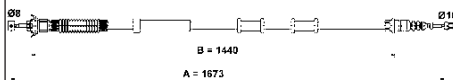
580580



Seilzug, Feststellbremse

L= 1.673

ABARTH, ALFA ROMEO, FIAT



24.3727-0581.2

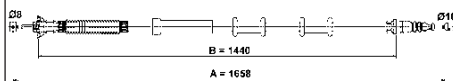
580581



Seilzug, Feststellbremse

L= 1.658

ALFA ROMEO



24.3727-0582.2

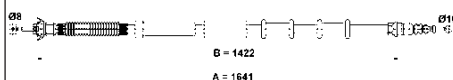
580582



Seilzug, Feststellbremse

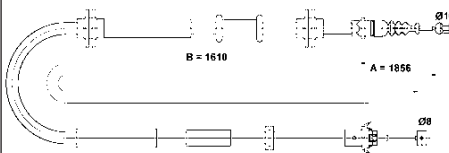
L= 1.641

ALFA ROMEO



24.3727-0583.2

580583



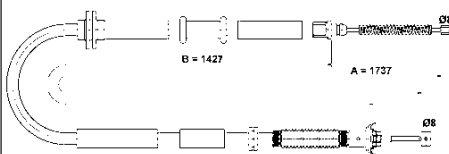
Seilzug, Feststellbremse

L= 1.856

FIAT

24.3727-0584.2

580584



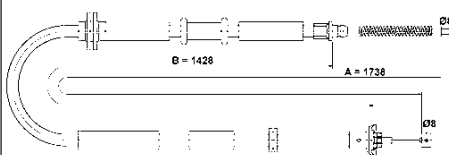
Seilzug, Feststellbremse

L= 1.737

FIAT

24.3727-0585.2

580585



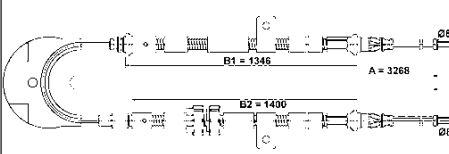
Seilzug, Feststellbremse

L= 1.738

FIAT

24.3727-0623.2

580623



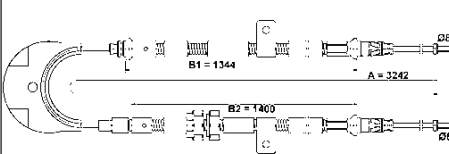
Seilzug, Feststellbremse

L= 3.268

FORD

24.3727-0626.2

580626



Seilzug, Feststellbremse

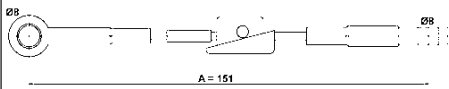
L= 3.242

FORD



24.3727-0628.2

580628



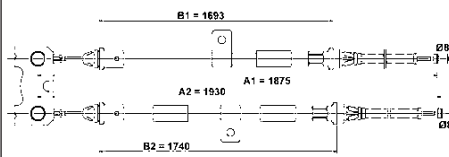
Seilzug, Feststellbremse

L= 151

FORD

24.3727-0634.2

580634



Seilzug, Feststellbremse

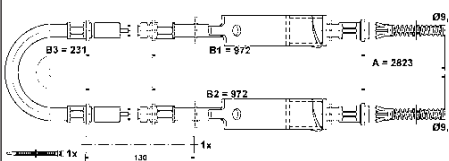
L2= 1.930

L= 1.875

FORD

24.3727-0636.2

580636



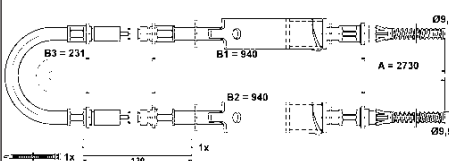
Seilzug, Feststellbremse

L= 2.823

FORD

24.3727-0637.2

580637




Seilzug, Feststellbremse

L= 2.730

FORD

24.3727-0638.2

580638



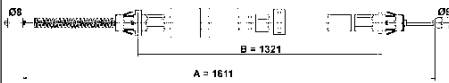
Seilzug, Feststellbremse

L= 270

FORD

24.3727-0639.2

580639



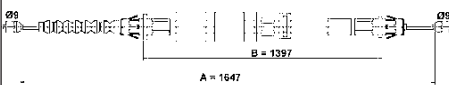
Seilzug, Feststellbremse

L= 1.611

FORD

24.3727-0641.2

580641



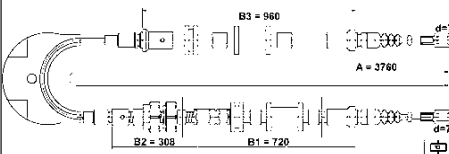
Seilzug, Feststellbremse

L= 1.647

FORD

24.3727-0642.2

580642



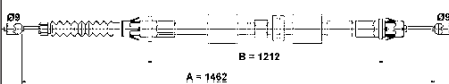
Seilzug, Feststellbremse

L= 3.760

FORD

24.3727-0644.2

580644



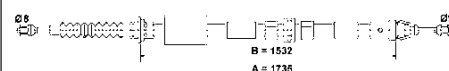
Seilzug, Feststellbremse

L= 1.462

FORD

24.3727-0647.2

580647



Seilzug, Feststellbremse

L= 1.735

FORD



24.3727-0648.2

580648



Seilzug, Feststellbremse

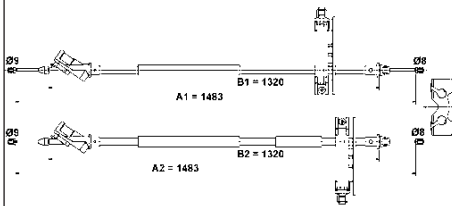
kurze Ausführung

L= 1.722

FORD

24.3727-0649.2

580649



Seilzug, Feststellbremse

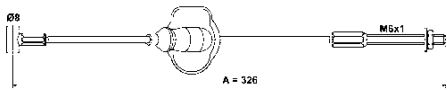
L2= 1.483

L= 1.483

FORD

24.3727-0650.2

580650



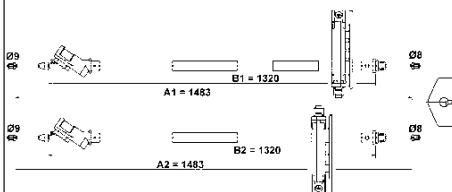
Seilzug, Feststellbremse

L= 326

FORD

24.3727-0651.2

580651



Seilzug, Feststellbremse

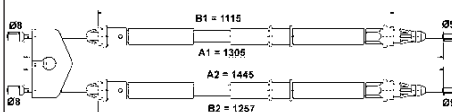
L2= 1.483

L= 1.483

FORD

24.3727-0653.2

580653



Seilzug, Feststellbremse

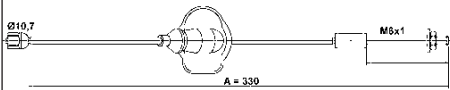
L2= 1.445

L= 1.305

FORD, MAZDA

24.3727-0654.2

580654



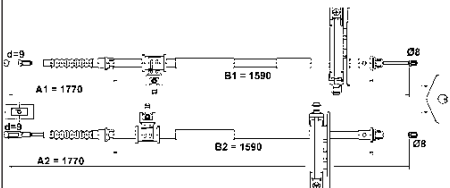
Seilzug, Feststellbremse

L= 330

FORD

24.3727-0655.2

580655



Seilzug, Feststellbremse

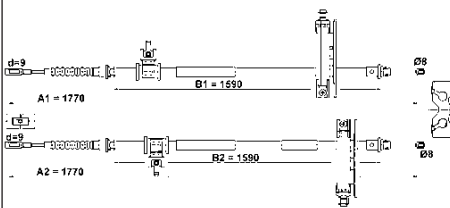
L2= 1.770

L= 1.770

FORD

24.3727-0656.2

580656



Seilzug, Feststellbremse

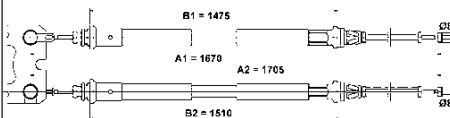
L2= 1.770

L= 1.770

FORD

24.3727-0657.2

580657



Seilzug, Feststellbremse

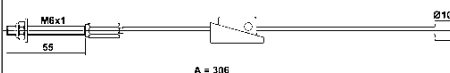
L2= 1.705

L= 1.670

FORD

24.3727-0658.2

580658



Seilzug, Feststellbremse

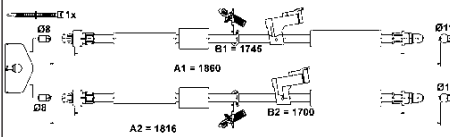
L= 306

FORD, MAZDA



24.3727-0659.2

580659



Seilzug, Feststellbremse

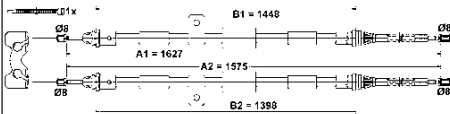
L2= 1.860

L= 1.816

FORD

24.3727-0660.2

580660



Seilzug, Feststellbremse

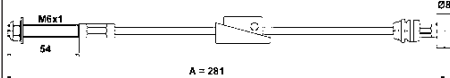
L2= 1.627

L= 1.575

FORD, MAZDA

24.3727-0661.2

580661



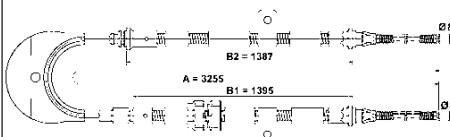
Seilzug, Feststellbremse

L= 281

FORD

24.3727-0662.2

580662



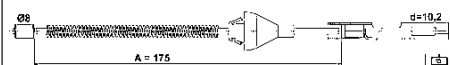
Seilzug, Feststellbremse

L= 3.255

FORD

24.3727-0663.2

580663



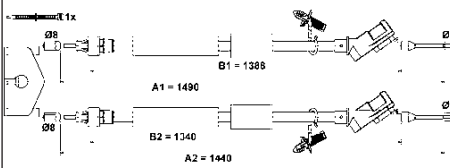
Seilzug, Feststellbremse

L= 175

FORD, MAZDA

24.3727-0664.2

580664



Seilzug, Feststellbremse

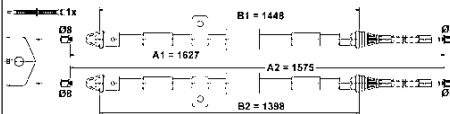
L2= 1.490

L= 1.440

FORD

24.3727-0665.2

580665



Seilzug, Feststellbremse

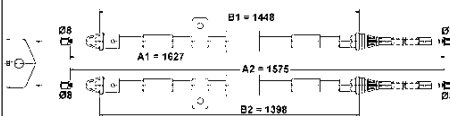
L2= 1.627

L= 1.575

FORD

24.3727-0666.2

580666



Seilzug, Feststellbremse

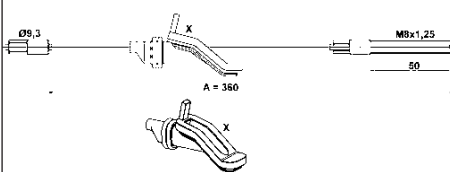
L2= 1.627

L= 1.575

FORD

24.3727-0667.2

580667



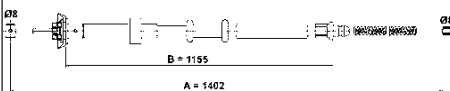
Seilzug, Feststellbremse

L= 360

FORD

24.3727-0670.2

580670



Seilzug, Feststellbremse

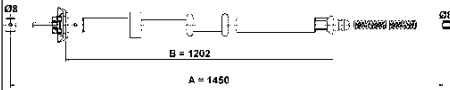
L= 1.402

FORD



24.3727-0671.2

580671



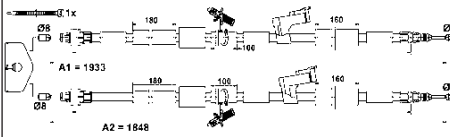
Seilzug, Feststellbremse

L= 1.450

FORD

24.3727-0672.2

580672



Seilzug, Feststellbremse

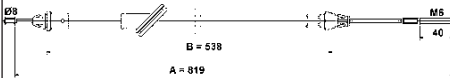
L2= 1.933

L= 1.848

FORD

24.3727-0673.2

580673



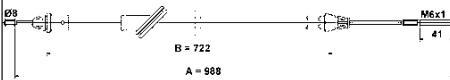
Seilzug, Feststellbremse

L= 819

FORD

24.3727-0674.2

580674




Seilzug, Feststellbremse

L= 988

FORD

24.3727-0675.2

580675



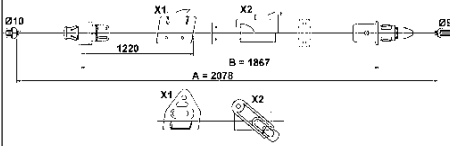
Seilzug, Feststellbremse

L= 1.081

FORD

24.3727-0676.2

580676



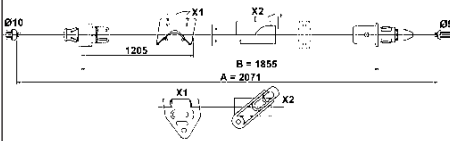
Seilzug, Feststellbremse

L= 2.078

FORD

24.3727-0677.2

580677



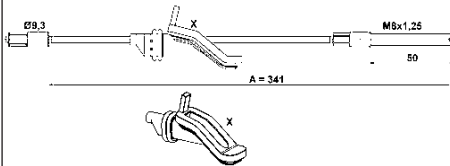
Seilzug, Feststellbremse

L= 2.071

FORD

24.3727-0678.2

580678



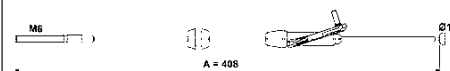
Seilzug, Feststellbremse

L= 341

FORD

24.3727-0679.2

580679



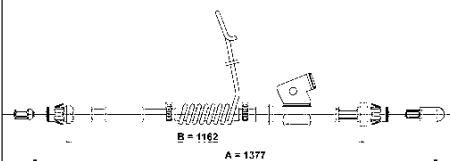
Seilzug, Feststellbremse

L= 408

FORD

24.3727-0681.2

580681



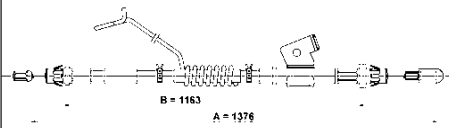
Seilzug, Feststellbremse

L= 1.377

FORD

24.3727-0682.2

580682



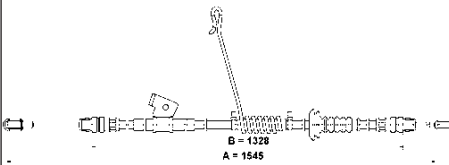
Seilzug, Feststellbremse

L= 1.376

FORD

24.3727-0683.2

580683



Seilzug, Feststellbremse

L= 1.545

FORD

24.3727-0684.2

580684



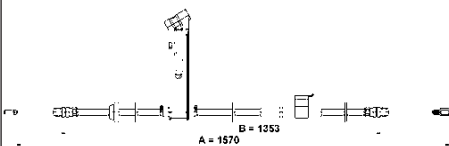
Seilzug, Feststellbremse

L= 1.336

FORD

24.3727-0685.2

580685



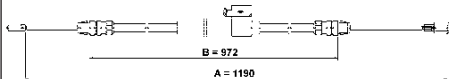
Seilzug, Feststellbremse

L= 1.570

FORD

24.3727-0686.2

580686



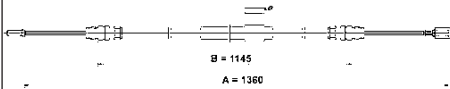
Seilzug, Feststellbremse

L= 1.190

FORD

24.3727-0687.2

580687



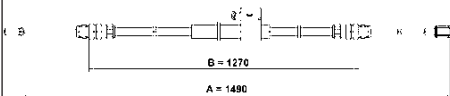
Seilzug, Feststellbremse

L= 1.360

FORD

24.3727-0688.2

580688



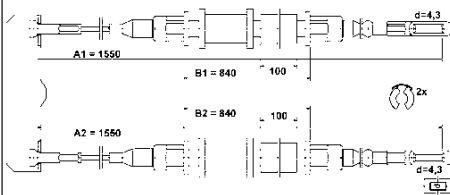
Seilzug, Feststellbremse

L= 1.490

FORD

24.3727-0725.2

580725



Seilzug, Feststellbremse

L2= 1.550

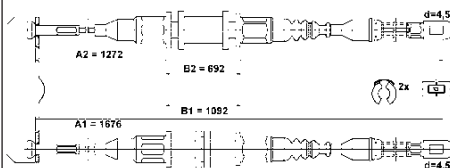
+ Zub

L= 1.550

OPEL, VAUXHALL

24.3727-0730.2

580730



Seilzug, Feststellbremse

L2= 1.676

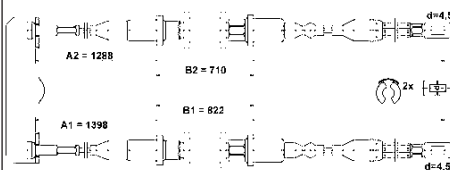
+ Zub

L= 1.272

DAEWOO

24.3727-0732.2

580732



Seilzug, Feststellbremse

L2= 1.398

+ Zub

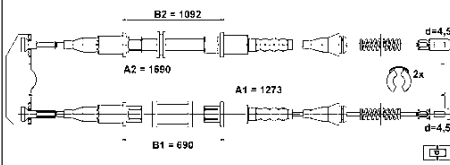
L= 1.288

OPEL, VAUXHALL



24.3727-0735.2

580735



Seilzug, Feststellbremse

L2= 1.690

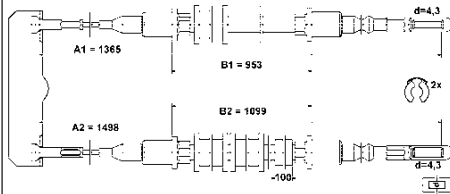
+ Zub

L= 1.273

OPEL, VAUXHALL

24.3727-0736.2

580736



Seilzug, Feststellbremse

L2= 1.498

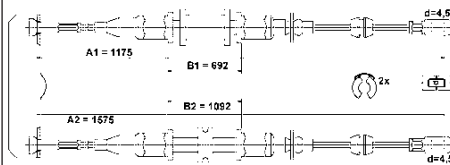
+ Zub

L= 1.365

OPEL, VAUXHALL

24.3727-0742.2

580742



Seilzug, Feststellbremse

L2= 1.575

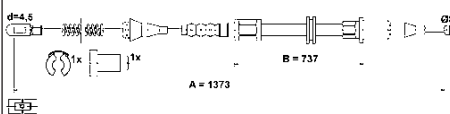
+ Zub

L= 1.175

OPEL, VAUXHALL

24.3727-0743.2

580743



Seilzug, Feststellbremse

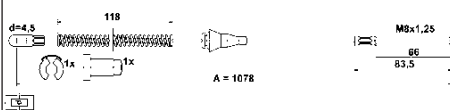
+ Zub

L= 1.373

CHEVROLET, OPEL, VAUXHALL

24.3727-0744.2

580744



Seilzug, Feststellbremse

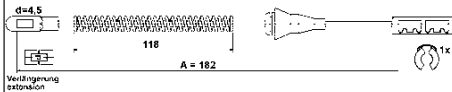
+ Zub

L= 1.078

CHEVROLET, OPEL, VAUXHALL

24.3727-0746.2

580746



Seilzug, Feststellbremse

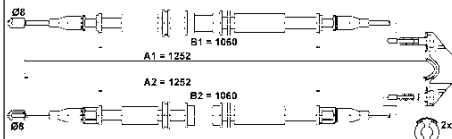
+ Zub

L= 182

CHEVROLET, OPEL, VAUXHALL

24.3727-0747.2

580747



Seilzug, Feststellbremse

L2= 1.252

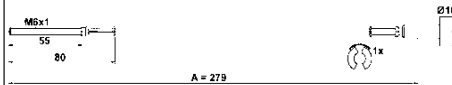
+ Zub

L= 1.252

OPEL, VAUXHALL

24.3727-0748.2

580748



Seilzug, Feststellbremse

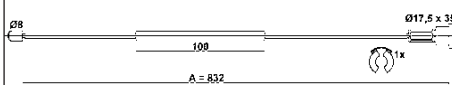
+ Zub

L= 279

CHEVROLET, OPEL, VAUXHALL

24.3727-0749.2

580749



Seilzug, Feststellbremse

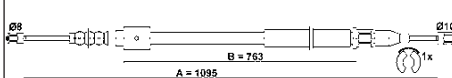
+ Zub

L= 832

OPEL, VAUXHALL

24.3727-0750.2

580750



Seilzug, Feststellbremse

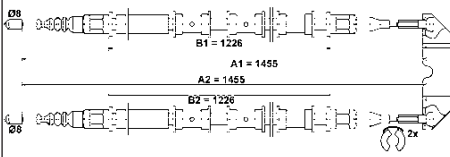
+ Zub

L= 1.095

OPEL, VAUXHALL

24.3727-0751.2

580751



Seilzug, Feststellbremse

L2= 1.455

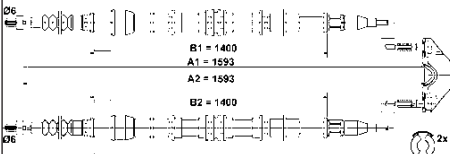
+ Zub

L= 1.455

CHEVROLET, OPEL, VAUXHALL

24.3727-0752.2

580752



Seilzug, Feststellbremse

L2= 1.593

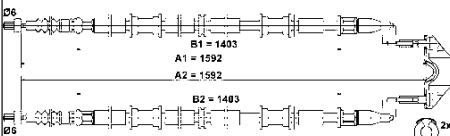
+ Zub

L= 1.593

OPEL, VAUXHALL

24.3727-0753.2

580753



Seilzug, Feststellbremse

L2= 1.592

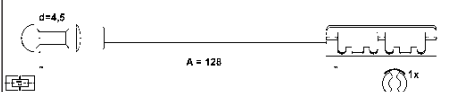
+ Zub

L= 1.592

OPEL, VAUXHALL

24.3727-0754.2

580754



Seilzug, Feststellbremse

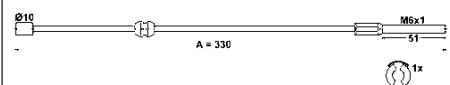
+ Zub

L= 128

CHEVROLET, OPEL, VAUXHALL

24.3727-0755.2

580755



Seilzug, Feststellbremse

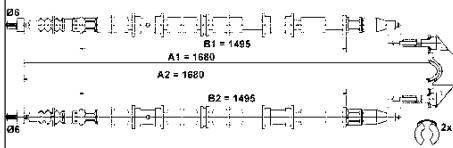
+ Zub

L= 330

OPEL, VAUXHALL

24.3727-0756.2

580756



Seilzug, Feststellbremse

L2= 1.680

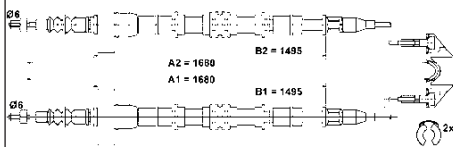
+ Zub

L= 1.680

OPEL, VAUXHALL

24.3727-0757.2

580757



Seilzug, Feststellbremse

L2= 1.680

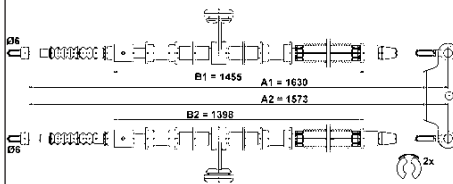
+ Zub

L= 1.680

OPEL, VAUXHALL

24.3727-0758.2

580758



Seilzug, Feststellbremse

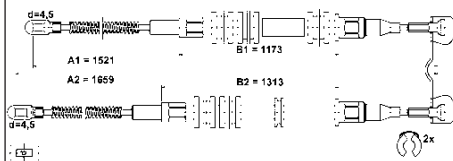
L2= 1.573

L= 1.630

CHEVROLET, OPEL, VAUXHALL

24.3727-0759.2

580759



Seilzug, Feststellbremse

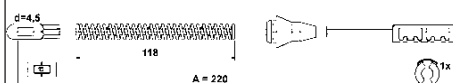
L2= 1.521

L= 1.659

OPEL, VAUXHALL

24.3727-0760.2

580760



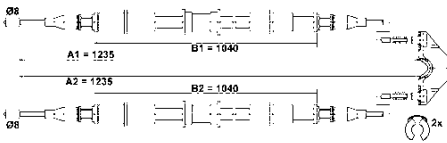
Seilzug, Feststellbremse

L= 220

OPEL, VAUXHALL

24.3727-0761.2

580761



Seilzug, Feststellbremse

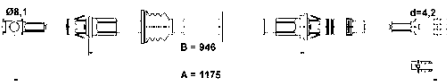
L2= 1.235

L= 1.235

OPEL, VAUXHALL

24.3727-0762.2

580762



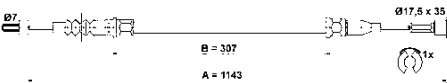
Seilzug, Feststellbremse

L= 1.175

NISSAN, OPEL, RENAULT, VAUXHALL

24.3727-0766.2

580766



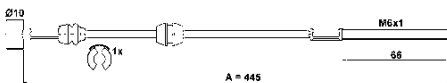
Seilzug, Feststellbremse

L= 1.143

OPEL, VAUXHALL

24.3727-0767.2

580767



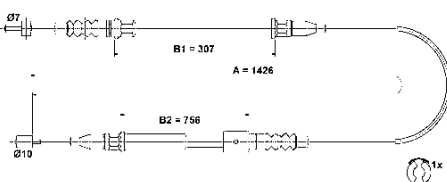
Seilzug, Feststellbremse

L= 445

OPEL, VAUXHALL

24.3727-0768.2

580768



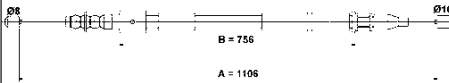
Seilzug, Feststellbremse

L= 1.426

OPEL, VAUXHALL

24.3727-0769.2

580769



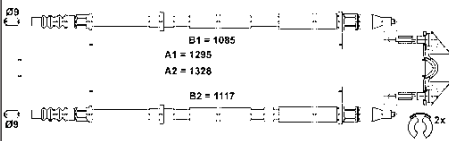
Seilzug, Feststellbremse

L= 1.106

OPEL, VAUXHALL

24.3727-0770.2

580770



Seilzug, Feststellbremse

L2= 1.328

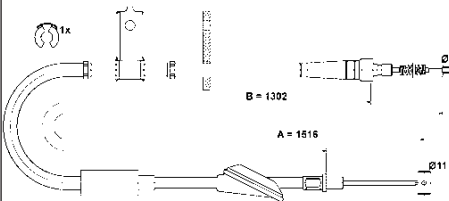
+ Zub

L= 1.295

OPEL, VAUXHALL

24.3727-0771.2

580771



Seilzug, Feststellbremse

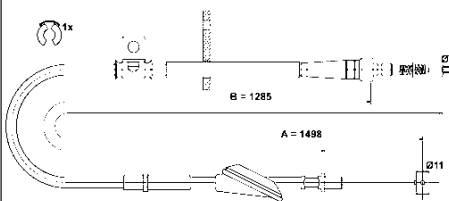
+ Zub

L= 1.516

OPEL, SUZUKI, VAUXHALL

24.3727-0772.2

580772



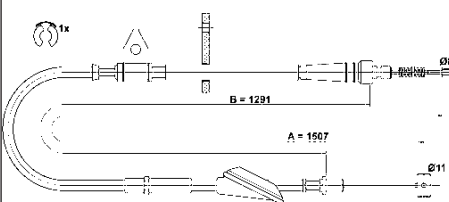
Seilzug, Feststellbremse

L= 1.498

OPEL, VAUXHALL

24.3727-0774.2

580774



Seilzug, Feststellbremse

+ Zub

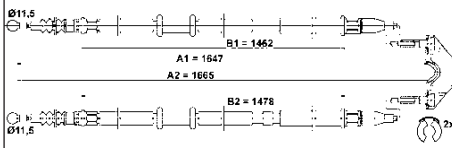
L= 1.507

OPEL, SUZUKI, VAUXHALL



24.3727-0775.2

580775



Seilzug, Feststellbremse

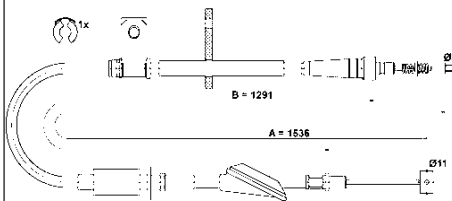
L2= 1.665

L= 1.647

OPEL, VAUXHALL

24.3727-0777.2

580777



Seilzug, Feststellbremse

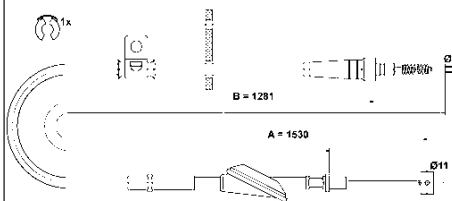
+ Zub

L= 1.536

OPEL, VAUXHALL

24.3727-0778.2

580778



Seilzug, Feststellbremse

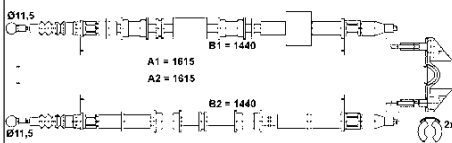
+ Zub

L= 1.530

OPEL, VAUXHALL

24.3727-0779.2

580779



Seilzug, Feststellbremse

L2= 1.615

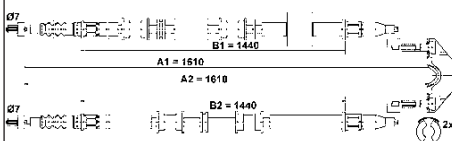
+ Zub

L= 1.615

OPEL, VAUXHALL

24.3727-0780.2

580780



Seilzug, Feststellbremse

L2= 1.610

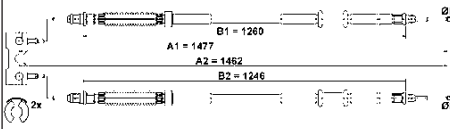
+ Zub

L= 1.610

OPEL, VAUXHALL

24.3727-0781.2

580781



Seilzug, Feststellbremse

L2= 1.462

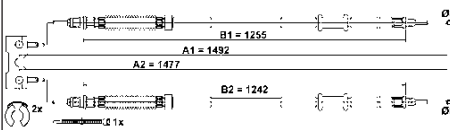
+ Zub

L= 1.477

OPEL, VAUXHALL

24.3727-0782.2

580782



Seilzug, Feststellbremse

L2= 1.492

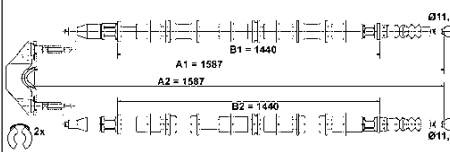
+ Zub

L= 1.477

OPEL, VAUXHALL

24.3727-0783.2

580783



Seilzug, Feststellbremse

L2= 1.587

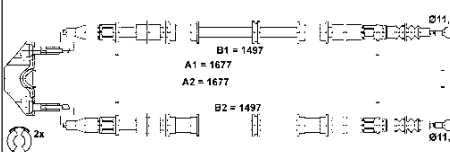
+ Zub

L= 1.587

OPEL, VAUXHALL

24.3727-0784.2

580784



Seilzug, Feststellbremse

L2= 1.677

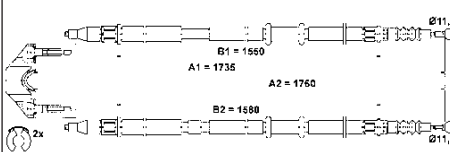
+ Zub

L= 1.677

CHEVROLET, OPEL, VAUXHALL

24.3727-0785.2

580785



Seilzug, Feststellbremse

L2= 1.760

+ Zub

L= 1.735

OPEL, VAUXHALL



24.3727-0786.2

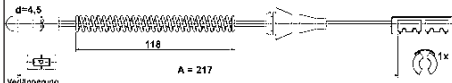
580786



Seilzug, Feststellbremse

L= 217

OPEL, VAUXHALL



24.3727-0787.2

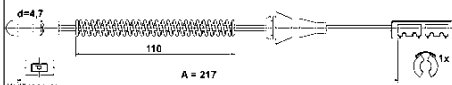
580787



Seilzug, Feststellbremse

L= 217

OPEL, VAUXHALL



24.3727-0788.2

580788

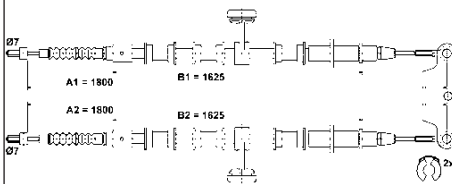


Seilzug, Feststellbremse

L2= 1.800

L= 1.800

OPEL, VAUXHALL



24.3727-0789.2

580789

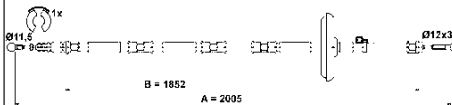


Seilzug, Feststellbremse

+ Zub

L= 2.005

OPEL, VAUXHALL



24.3727-0790.2

580790



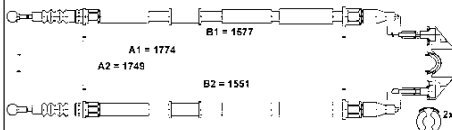
Seilzug, Feststellbremse

L2= 1.774

+ Zub

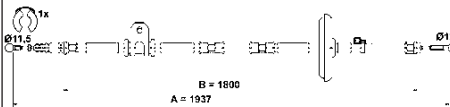
L= 1.749

OPEL, VAUXHALL



24.3727-0791.2

580791



Seilzug, Feststellbremse

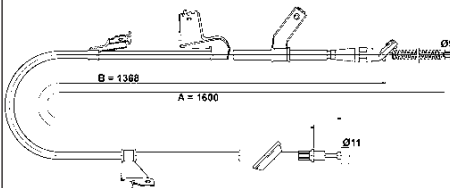
+ Zub

L= 1.937

OPEL, VAUXHALL

24.3727-0792.2

580792



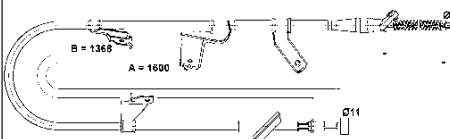
Seilzug, Feststellbremse

L= 1.600

OPEL, SUZUKI, VAUXHALL

24.3727-0793.2

580793



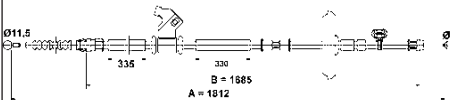
Seilzug, Feststellbremse

L= 1.600

OPEL, SUZUKI, VAUXHALL

24.3727-0794.2

580794



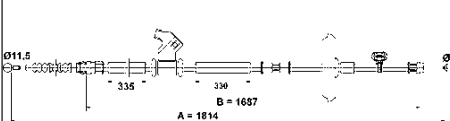
Seilzug, Feststellbremse

L= 1.812

CHEVROLET, OPEL, VAUXHALL

24.3727-0795.2

580795



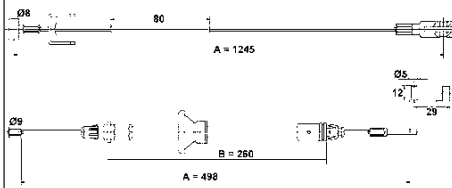
Seilzug, Feststellbremse

L= 1.814

CHEVROLET, OPEL, VAUXHALL

24.3727-0796.2

580796



Seilzug, Feststellbremse

L2= 498

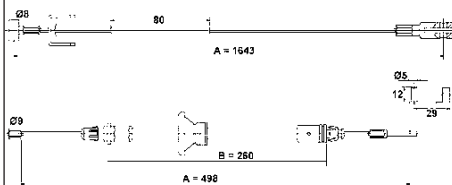
L= 1.245

Satz

NISSAN, OPEL, RENAULT, VAUXHALL

24.3727-0797.2

580797



Seilzug, Feststellbremse

L2= 498

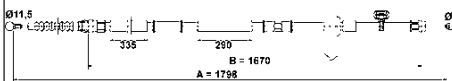
L= 1.643

Satz

NISSAN, OPEL, RENAULT, VAUXHALL

24.3727-0798.2

580798



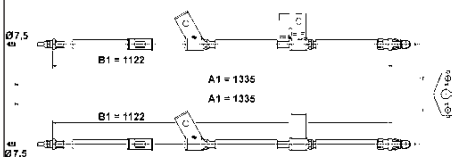
Seilzug, Feststellbremse

L= 1.798

CHEVROLET, OPEL, VAUXHALL

24.3727-0799.2

580799



Seilzug, Feststellbremse

L2= 1.335

L= 1.335

OPEL, VAUXHALL

24.3727-0801.2

580801



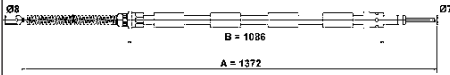
Seilzug, Feststellbremse

L= 1.386

PEUGEOT

24.3727-0802.2

580802



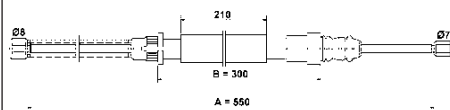
Seilzug, Feststellbremse

L= 1.372

PEUGEOT

24.3727-0803.2

580803



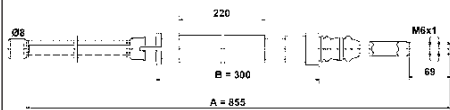
Seilzug, Feststellbremse

L= 550

PEUGEOT

24.3727-0804.2

580804



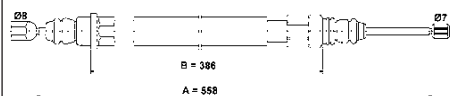
Seilzug, Feststellbremse

L= 855

PEUGEOT

24.3727-0808.2

580808



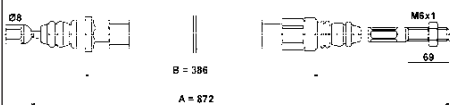
Seilzug, Feststellbremse

L= 558

PEUGEOT

24.3727-0809.2

580809



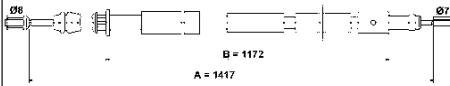
Seilzug, Feststellbremse

L= 872

PEUGEOT

24.3727-0810.2

580810



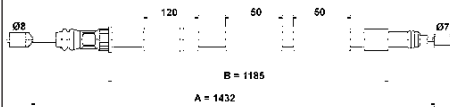
Seilzug, Feststellbremse

L= 1.417

PEUGEOT

24.3727-0811.2

580811



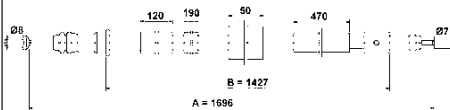
Seilzug, Feststellbremse

L= 1.432

PEUGEOT

24.3727-0812.2

580812



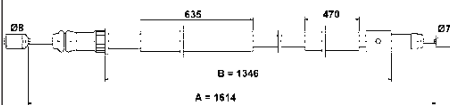
Seilzug, Feststellbremse

L= 1.696

PEUGEOT

24.3727-0813.2

580813



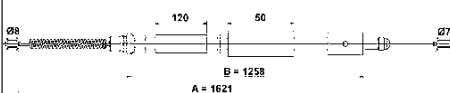
Seilzug, Feststellbremse

L= 1.614

PEUGEOT

24.3727-0814.2

580814

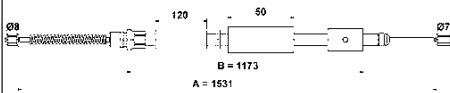


Seilzug, Feststellbremse

L= 1.621

PEUGEOT

24.3727-0815.2 580815

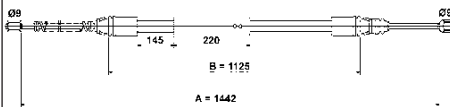


Seilzug, Feststellbremse

L= 1.531

PEUGEOT

24.3727-0816.2 580816

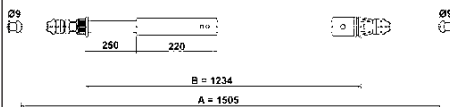


Seilzug, Feststellbremse

L= 1.442

CITROËN, PEUGEOT

24.3727-0817.2 580817

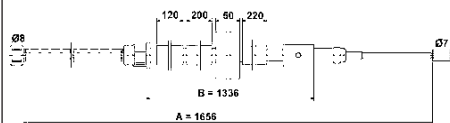


Seilzug, Feststellbremse

L= 1.505

CITROËN, PEUGEOT

24.3727-0818.2 580818

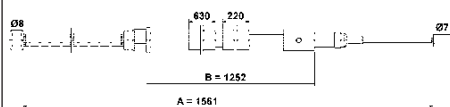


Seilzug, Feststellbremse

L= 1.656

PEUGEOT

24.3727-0819.2 580819



Seilzug, Feststellbremse

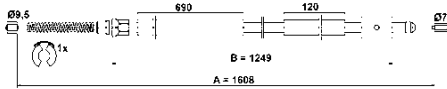
L= 1.561

PEUGEOT



24.3727-0822.2

580822



Seilzug, Feststellbremse

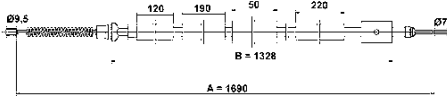
+ Zub

L= 1.608

PEUGEOT

24.3727-0823.2

580823



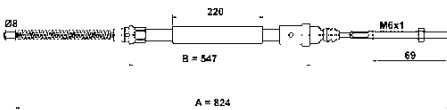
Seilzug, Feststellbremse

L= 1.690

PEUGEOT

24.3727-0824.2

580824



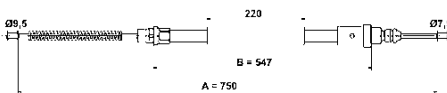
Seilzug, Feststellbremse

L= 824

PEUGEOT

24.3727-0825.2

580825



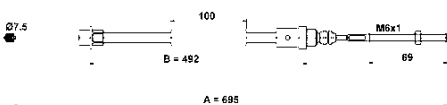
Seilzug, Feststellbremse

L= 750

PEUGEOT

24.3727-0826.2

580826



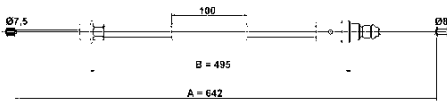
Seilzug, Feststellbremse

L= 695

PEUGEOT

24.3727-0827.2

580827



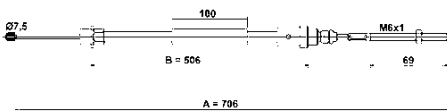
Seilzug, Feststellbremse

L= 642

PEUGEOT

24.3727-0828.2

580828



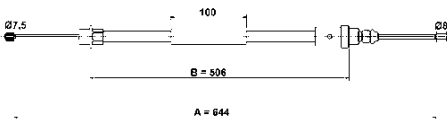
Seilzug, Feststellbremse

L= 706

PEUGEOT

24.3727-0829.2

580829



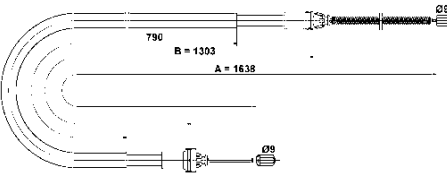
Seilzug, Feststellbremse

L= 644

PEUGEOT

24.3727-0830.2

580830



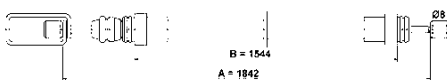
Seilzug, Feststellbremse

L= 1.638

PEUGEOT

24.3727-0831.2

580831



Seilzug, Feststellbremse

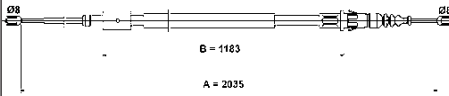
L= 1.842

PEUGEOT



24.3727-0832.2

580832



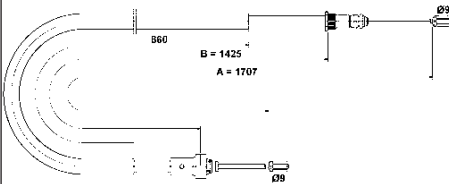
Seilzug, Feststellbremse

L= 2.035

CITROËN, PEUGEOT

24.3727-0833.2

580833



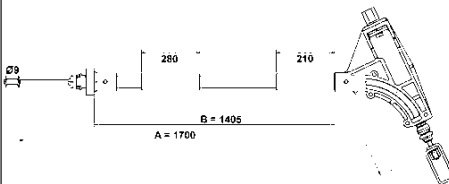
Seilzug, Feststellbremse

L= 1.707

PEUGEOT

24.3727-0834.2

580834



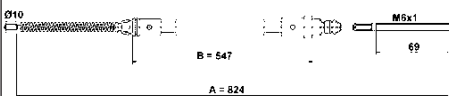
Seilzug, Feststellbremse

L= 1.700

PEUGEOT

24.3727-0835.2

580835



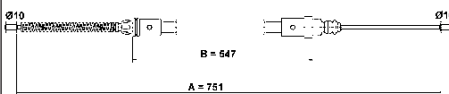
Seilzug, Feststellbremse

L= 824

PEUGEOT

24.3727-0836.2

580836

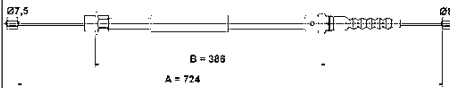



Seilzug, Feststellbremse

L= 751

PEUGEOT

24.3727-0837.2 580837

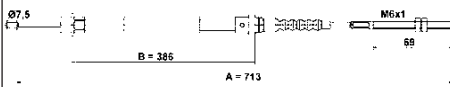



 **Seilzug, Feststellbremse**

L = 724

PEUGEOT

24.3727-0838.2 580838

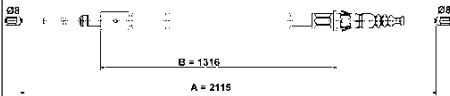



 **Seilzug, Feststellbremse**

L = 713

PEUGEOT

24.3727-0839.2 580839

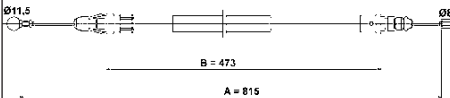



 **Seilzug, Feststellbremse**

L = 2.115

CITROËN, PEUGEOT

24.3727-0840.2 580840

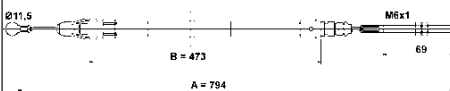



 **Seilzug, Feststellbremse**

L = 815

PEUGEOT

24.3727-0841.2 580841



 **Seilzug, Feststellbremse**

L = 794

PEUGEOT



24.3727-0843.2

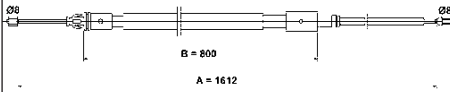
580843



Seilzug, Feststellbremse

L= 1.612

CITROËN, PEUGEOT



24.3727-0844.2

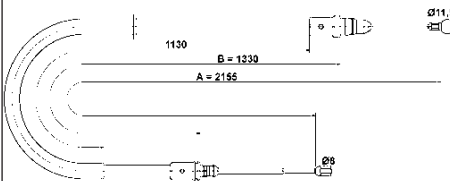
580844



Seilzug, Feststellbremse

L= 2.155

PEUGEOT



24.3727-0845.2

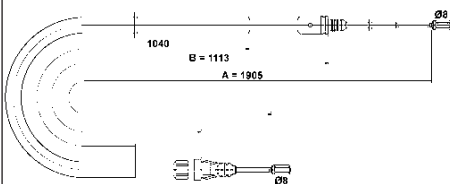
580845



Seilzug, Feststellbremse

L= 1.905

PEUGEOT



24.3727-0846.2

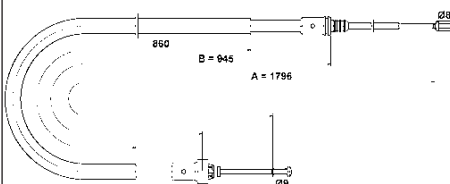
580846



Seilzug, Feststellbremse

L= 1.796

PEUGEOT



24.3727-0847.2

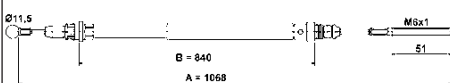
580847



Seilzug, Feststellbremse

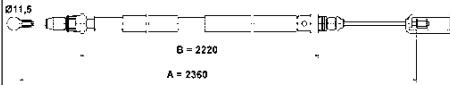
L= 1.068

CITROËN, FIAT, LANCIA, PEUGEOT



24.3727-0848.2

580848



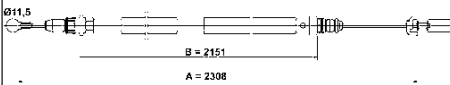
Seilzug, Feststellbremse

L= 2.360

CITROËN, FIAT, LANCIA, PEUGEOT

24.3727-0849.2

580849



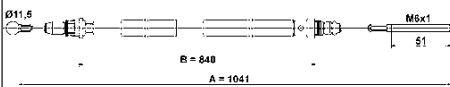
Seilzug, Feststellbremse

L= 2.308

CITROËN, PEUGEOT

24.3727-0850.2

580850



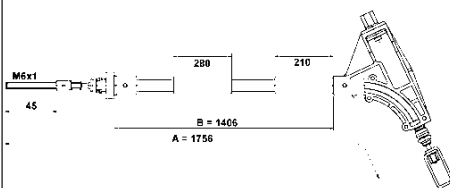
Seilzug, Feststellbremse

L= 1.041

CITROËN, PEUGEOT

24.3727-0851.2

580851



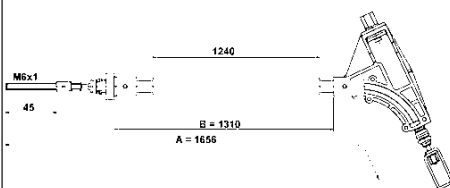
Seilzug, Feststellbremse

L= 1.756

PEUGEOT

24.3727-0852.2

580852



Seilzug, Feststellbremse

L= 1.656

PEUGEOT

24.3727-0853.2

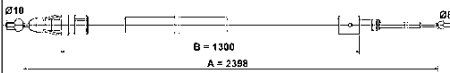
580853



Seilzug, Feststellbremse

L= 2.398

CITROËN, PEUGEOT



24.3727-0854.2

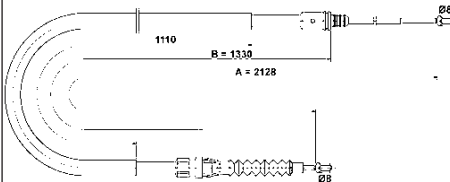
580854



Seilzug, Feststellbremse

L= 2.128

PEUGEOT



24.3727-0855.2

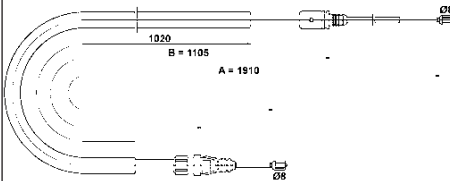
580855



Seilzug, Feststellbremse

L= 1.910

PEUGEOT



24.3727-0856.2

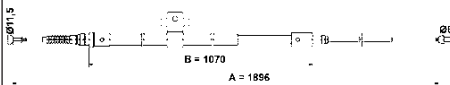
580856



Seilzug, Feststellbremse

L= 1.896

PEUGEOT



24.3727-0857.2

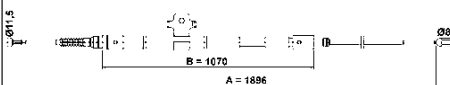
580857



Seilzug, Feststellbremse

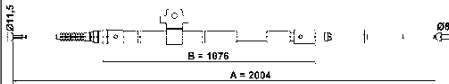
L= 1.896

PEUGEOT



24.3727-0858.2

580858



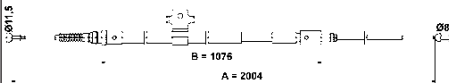
Seilzug, Feststellbremse

L= 2.004

PEUGEOT

24.3727-0859.2

580859



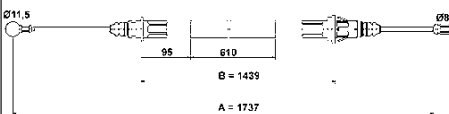
Seilzug, Feststellbremse

L= 2.004

PEUGEOT

24.3727-1000.2

581000



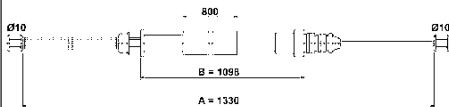
Seilzug, Feststellbremse

L= 1.737

OPEL, RENAULT, VAUXHALL

24.3727-1005.2

581005



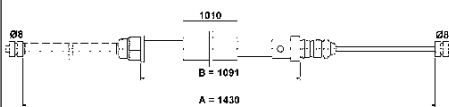
Seilzug, Feststellbremse

L= 1.330

RENAULT

24.3727-1008.2

581008



Seilzug, Feststellbremse


L= 1.430

RENAULT



24.3727-1009.2

581009



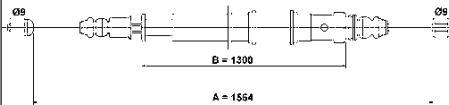
Seilzug, Feststellbremse

L= 1.480

RENAULT

24.3727-1011.2

581011



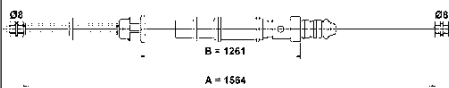
Seilzug, Feststellbremse

L= 1.564

RENAULT

24.3727-1012.2

581012




Seilzug, Feststellbremse

L= 1.564

RENAULT

24.3727-1028.2

581028



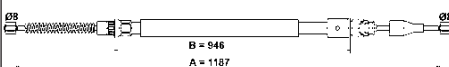
Seilzug, Feststellbremse

L= 850

RENAULT

24.3727-1032.2

581032



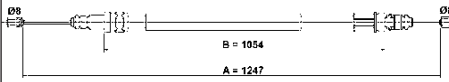
Seilzug, Feststellbremse

L= 1.187

RENAULT

24.3727-1033.2

581033



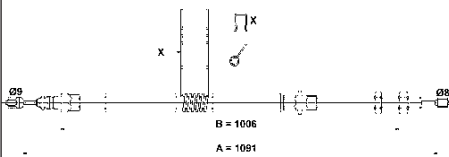
Seilzug, Feststellbremse

L= 1.247

RENAULT

24.3727-1034.2

581034



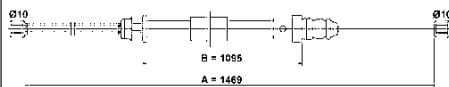
Seilzug, Feststellbremse

L= 1.091

RENAULT

24.3727-1035.2

581035



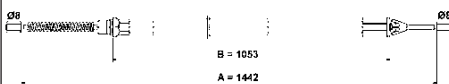
Seilzug, Feststellbremse

L= 1.469

RENAULT

24.3727-1038.2

581038



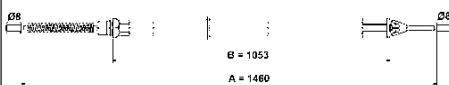
Seilzug, Feststellbremse

L= 1.442

RENAULT

24.3727-1039.2

581039



Seilzug, Feststellbremse

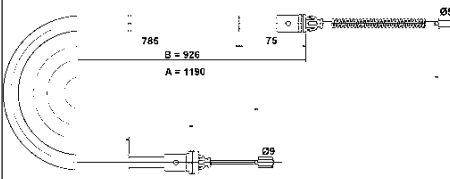
L= 1.460

RENAULT



24.3727-1040.2

581040



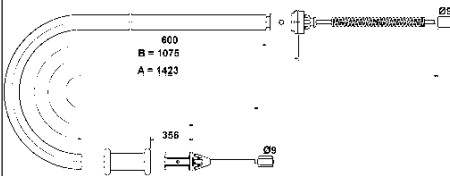
Seilzug, Feststellbremse

L= 1.190

RENAULT

24.3727-1041.2

581041



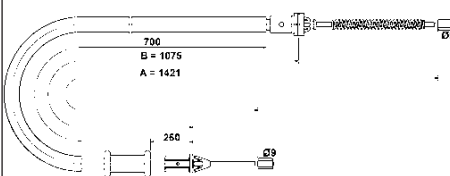
Seilzug, Feststellbremse

L= 1.423

NISSAN, RENAULT

24.3727-1042.2

581042



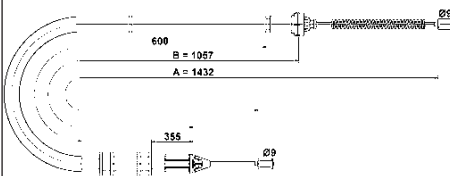
Seilzug, Feststellbremse

L= 1.421

NISSAN, RENAULT

24.3727-1043.2

581043



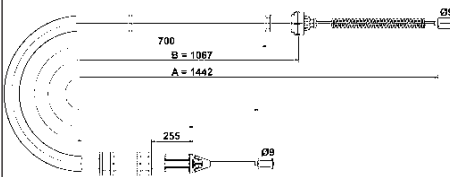
Seilzug, Feststellbremse

L= 1.432

RENAULT

24.3727-1044.2

581044



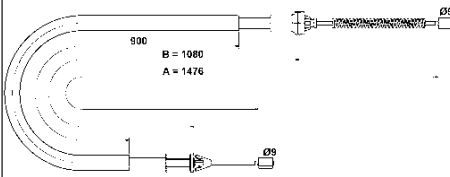
Seilzug, Feststellbremse

L= 1.442

RENAULT

24.3727-1045.2

581045



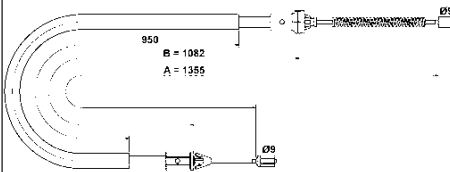
Seilzug, Feststellbremse

L= 1.476

RENAULT

24.3727-1046.2

581046



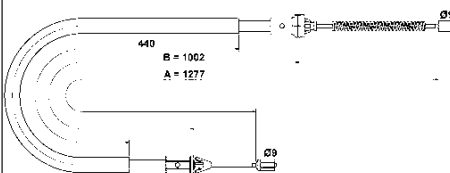
Seilzug, Feststellbremse

L= 1.355

RENAULT

24.3727-1047.2

581047



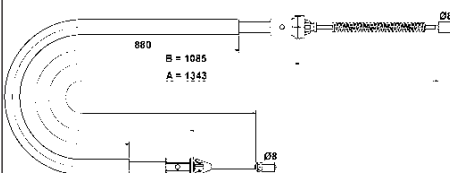
Seilzug, Feststellbremse

L= 1.277

RENAULT

24.3727-1048.2

581048



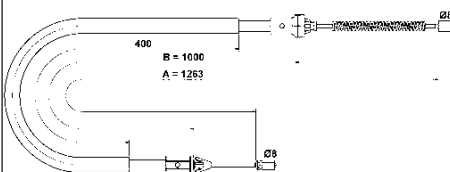
Seilzug, Feststellbremse

L= 1.343

RENAULT

24.3727-1049.2

581049



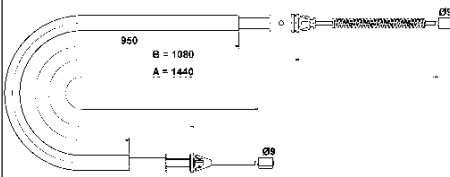
Seilzug, Feststellbremse

L= 1.263

RENAULT

24.3727-1050.2

581050



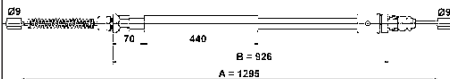
Seilzug, Feststellbremse

L= 1.440

RENAULT

24.3727-1051.2

581051



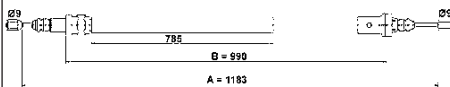
Seilzug, Feststellbremse

L= 1.295

RENAULT

24.3727-1053.2

581053



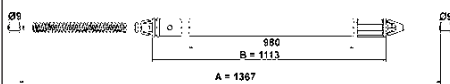
Seilzug, Feststellbremse

L= 1.183

RENAULT

24.3727-1054.2

581054



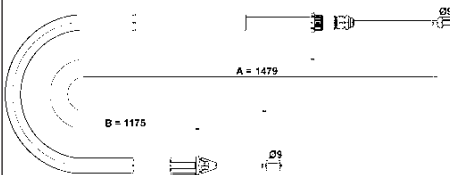
Seilzug, Feststellbremse

L= 1.367

RENAULT

24.3727-1055.2

581055



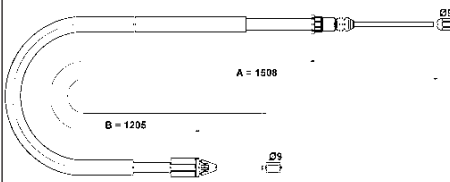
Seilzug, Feststellbremse

L= 1.479

RENAULT

24.3727-1056.2

581056



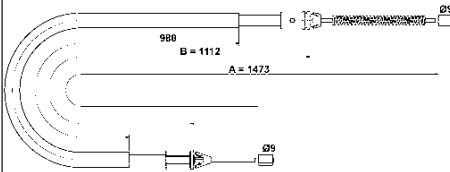
Seilzug, Feststellbremse

L= 1.508

RENAULT

24.3727-1057.2

581057



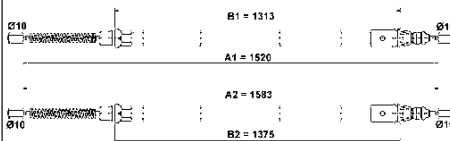
Seilzug, Feststellbremse

L= 1.473

RENAULT

24.3727-1058.2

581058



Seilzug, Feststellbremse

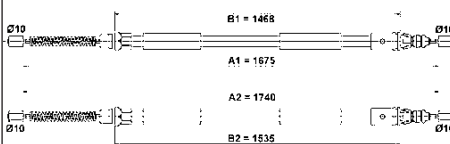
L2= 1.583

L= 1.520

RENAULT

24.3727-1059.2

581059



Seilzug, Feststellbremse


L2= 1.740

L= 1.675

RENAULT

24.3727-1060.2

581060



Seilzug, Feststellbremse


L= 1.415

RENAULT



24.3727-1061.2

581061



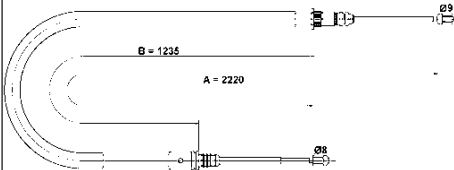
Seilzug, Feststellbremse

L= 1.335

RENAULT

24.3727-1062.2

581062




Seilzug, Feststellbremse

L= 2.220

RENAULT

24.3727-1063.2

581063



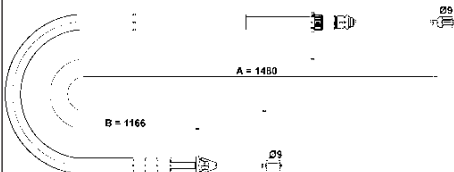
Seilzug, Feststellbremse

L= 1.456

RENAULT

24.3727-1064.2

581064



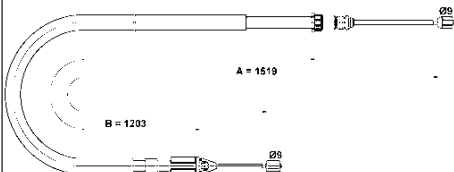
Seilzug, Feststellbremse

L= 1.480

RENAULT

24.3727-1065.2

581065




Seilzug, Feststellbremse

L= 1.519

RENAULT

24.3727-1066.2

581066




Seilzug, Feststellbremse

L= 1.402

RENAULT

24.3727-1067.2

581067



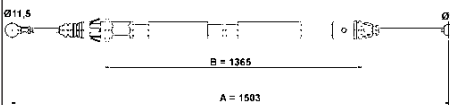
Seilzug, Feststellbremse

L= 1.321

RENAULT

24.3727-1068.2

581068



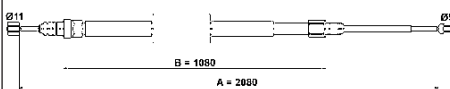
Seilzug, Feststellbremse

L= 1.503

NISSAN, OPEL, RENAULT, VAUXHALL

24.3727-1069.2

581069



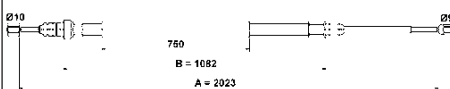
Seilzug, Feststellbremse

L= 2.080

RENAULT

24.3727-1070.2

581070



Seilzug, Feststellbremse

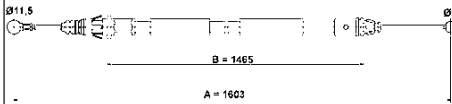
L= 2.023

RENAULT



24.3727-1071.2

581071



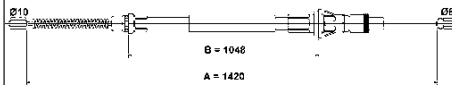
Seilzug, Feststellbremse

L= 1.603

NISSAN, OPEL, RENAULT, VAUXHALL

24.3727-1072.2

581072



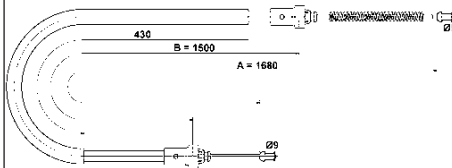
Seilzug, Feststellbremse

L= 1.420

NISSAN, OPEL, RENAULT, VAUXHALL

24.3727-1073.2

581073



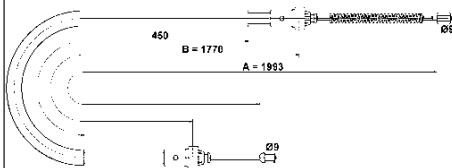
Seilzug, Feststellbremse

L= 1.680

DACIA, RENAULT

24.3727-1074.2

581074



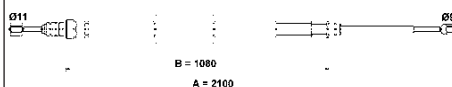
Seilzug, Feststellbremse

L= 1.993

DACIA, RENAULT

24.3727-1075.2

581075



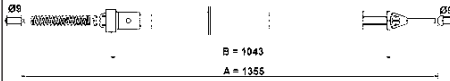
Seilzug, Feststellbremse

L= 2.100

RENAULT

24.3727-1076.2

581076



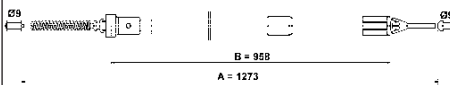
Seilzug, Feststellbremse

L= 1.322

RENAULT

24.3727-1077.2

581077



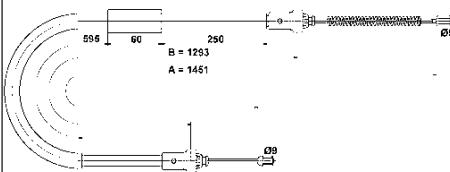
Seilzug, Feststellbremse

L= 1.273

RENAULT

24.3727-1078.2

581078



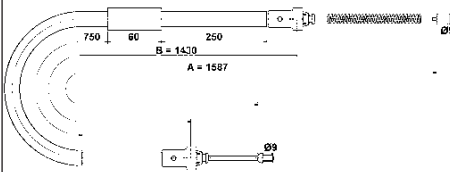
Seilzug, Feststellbremse

L= 1.451

RENAULT

24.3727-1079.2

581079



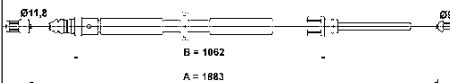
Seilzug, Feststellbremse

L= 1.587

RENAULT

24.3727-1080.2

581080



Seilzug, Feststellbremse

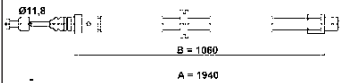
L= 1.883

RENAULT



24.3727-1081.2

581081



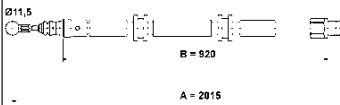
Seilzug, Feststellbremse

L= 1.940

RENAULT

24.3727-1082.2

581082



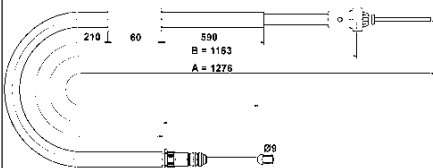
Seilzug, Feststellbremse

L= 2.015

RENAULT

24.3727-1083.2

581083



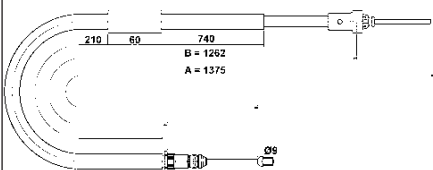
Seilzug, Feststellbremse

L= 1.276

RENAULT

24.3727-1084.2

581084



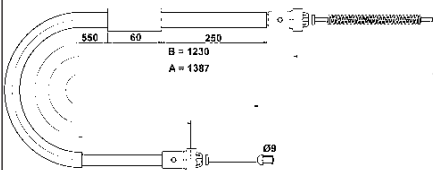
Seilzug, Feststellbremse

L= 1.375

RENAULT

24.3727-1085.2

581085



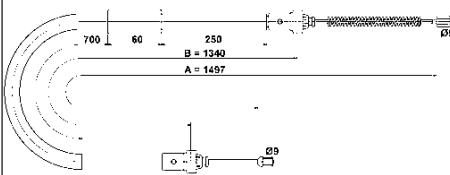
Seilzug, Feststellbremse

L= 1.387

RENAULT

24.3727-1086.2

581086




Seilzug, Feststellbremse

L= 1.497

RENAULT

24.3727-1087.2

581087



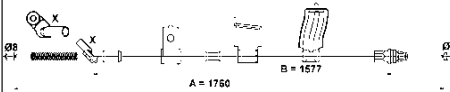
Seilzug, Feststellbremse

L= 1.760

RENAULT

24.3727-1088.2

581088



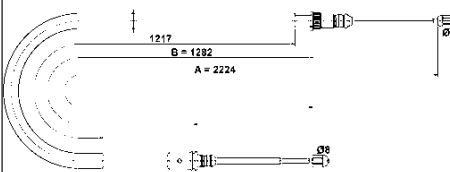
Seilzug, Feststellbremse

L= 1.760

RENAULT

24.3727-1089.2

581089



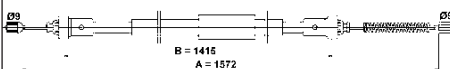
Seilzug, Feststellbremse

L= 2.224

RENAULT

24.3727-1090.2

581090



Seilzug, Feststellbremse

L= 1.572

RENAULT

24.3727-1091.2

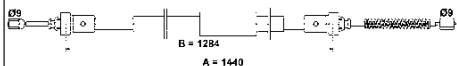
581091



Seilzug, Feststellbremse

L= 1.440

RENAULT



24.3727-1092.2

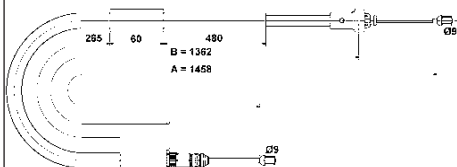
581092



Seilzug, Feststellbremse

L= 1.458

RENAULT



24.3727-1093.2

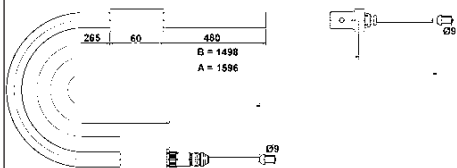
581093



Seilzug, Feststellbremse

L= 1.596

RENAULT



24.3727-1094.2

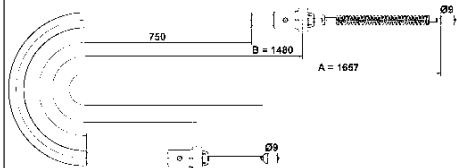
581094



Seilzug, Feststellbremse

L= 1.657

DACIA, RENAULT



24.3727-1095.2

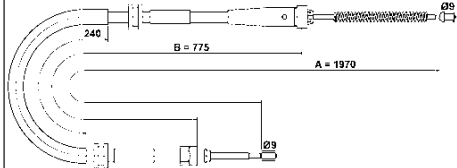
581095



Seilzug, Feststellbremse

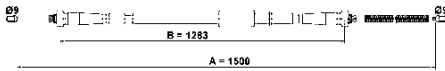
L= 1.970

RENAULT



24.3727-1096.2

581096



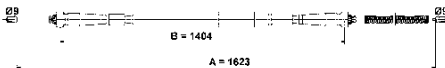
Seilzug, Feststellbremse

L= 1.500

RENAULT

24.3727-1097.2

581097



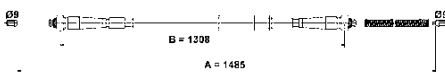
Seilzug, Feststellbremse

L= 1.623

RENAULT

24.3727-1098.2

581098



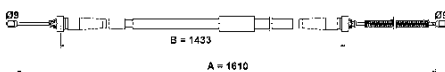
Seilzug, Feststellbremse

L= 1.485

RENAULT

24.3727-1099.2

581099



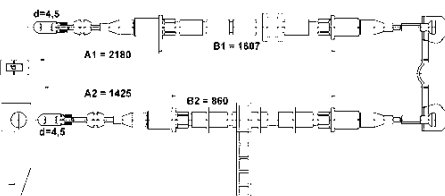
Seilzug, Feststellbremse

L= 1.610

RENAULT

24.3727-1106.2

581106



Seilzug, Feststellbremse

L2= 1.425

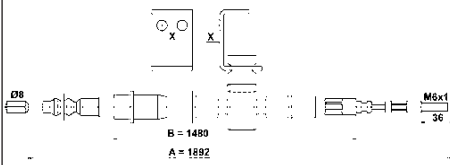
L= 2.180

SAAB



24.3727-1107.2

581107



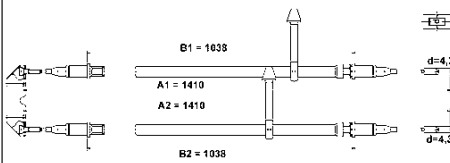
Seilzug, Feststellbremse

L= 1.892

SAAB

24.3727-1108.2

581108



Seilzug, Feststellbremse

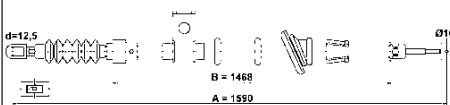
L2= 1.410

L= 1.410

SAAB

24.3727-1300.2

581300



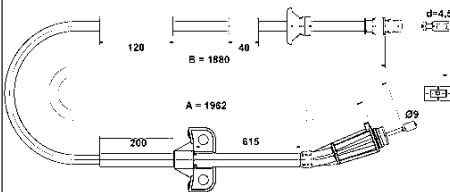
Seilzug, Feststellbremse

L= 1.590

VOLVO

24.3727-1303.2

581303



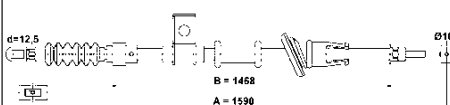
Seilzug, Feststellbremse

L= 1.962

VOLVO

24.3727-1304.2

581304



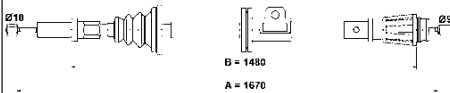
Seilzug, Feststellbremse

L= 1.590

VOLVO

24.3727-1308.2

581308



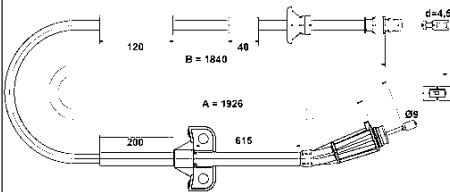
Seilzug, Feststellbremse

L= 1.670

VOLVO

24.3727-1311.2

581311



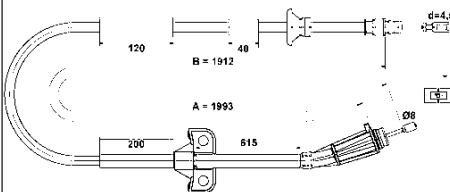
Seilzug, Feststellbremse

L= 1.926

VOLVO

24.3727-1312.2

581312



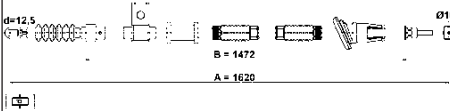
Seilzug, Feststellbremse

L= 1.993

VOLVO

24.3727-1314.2

581314



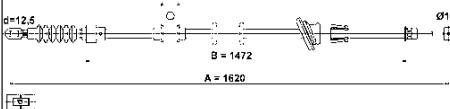
Seilzug, Feststellbremse

L= 1.620

VOLVO

24.3727-1315.2

581315



Seilzug, Feststellbremse

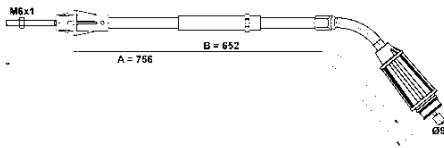
L= 1.620

VOLVO



24.3727-1316.2

581316



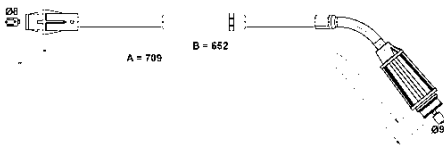
Seilzug, Feststellbremse

L= 756

VOLVO

24.3727-1317.2

581317



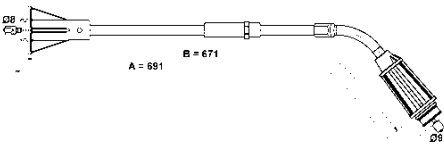
Seilzug, Feststellbremse

L= 709

VOLVO

24.3727-1318.2

581318



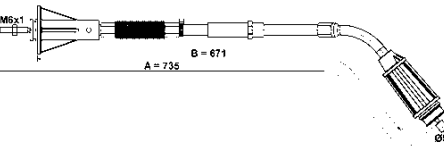
Seilzug, Feststellbremse

L= 691

VOLVO

24.3727-1319.2

581319



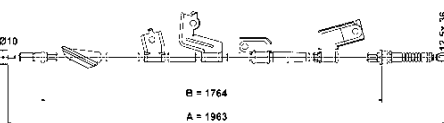
Seilzug, Feststellbremse

L= 735

VOLVO

24.3727-1605.2

581605

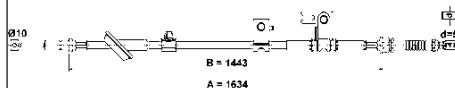



Seilzug, Feststellbremse

L= 1.963

HONDA

24.3727-1608.2 581608

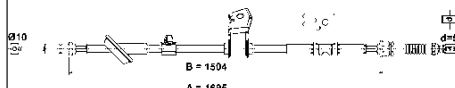



 **Seilzug, Feststellbremse**

L= 1.634

HONDA

24.3727-1609.2 581609

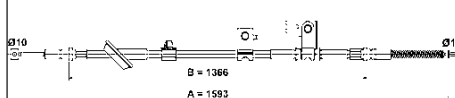



 **Seilzug, Feststellbremse**

L= 1.695

HONDA

24.3727-1610.2 581610

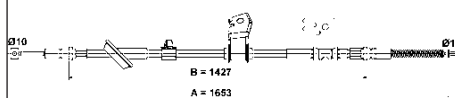



 **Seilzug, Feststellbremse**

L= 1.593

HONDA

24.3727-1611.2 581611

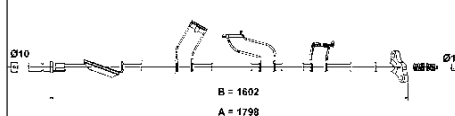



 **Seilzug, Feststellbremse**

L= 1.653

HONDA

24.3727-1612.2 581612



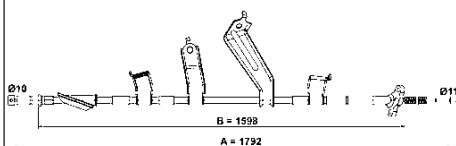
 **Seilzug, Feststellbremse**


L= 1.798

HONDA



24.3727-1613.2 581613

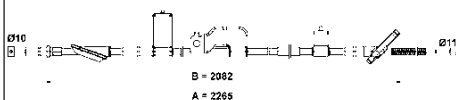



 **Seilzug, Feststellbremse**

L= 1.792

HONDA

24.3727-1614.2 581614

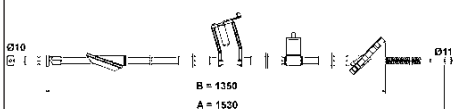



 **Seilzug, Feststellbremse**

L= 2.265

HONDA

24.3727-1615.2 581615

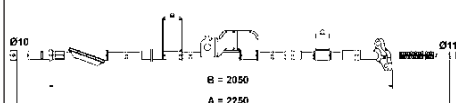



 **Seilzug, Feststellbremse**

L= 1.530

HONDA

24.3727-1616.2 581616

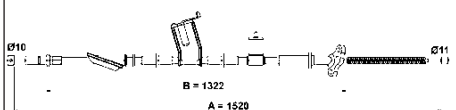



 **Seilzug, Feststellbremse**

L= 2.250

HONDA

24.3727-1617.2 581617



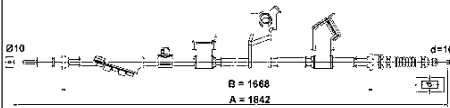
 **Seilzug, Feststellbremse**

L= 1.520

HONDA

24.3727-1618.2

581618



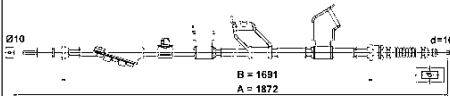
Seilzug, Feststellbremse

L= 1.842

HONDA

24.3727-1619.2

581619



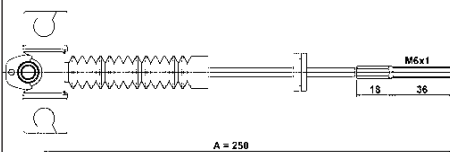
Seilzug, Feststellbremse

L= 1.872

HONDA

24.3727-1701.2

581701



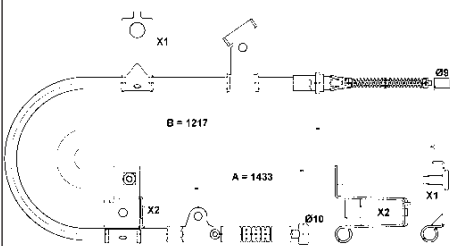
Seilzug, Feststellbremse

L= 250

NISSAN

24.3727-1704.2

581704



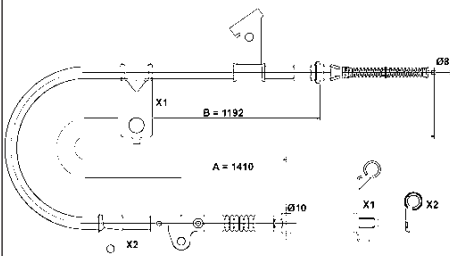
Seilzug, Feststellbremse

L= 1.433

NISSAN

24.3727-1705.2

581705



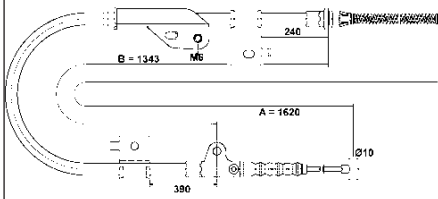
Seilzug, Feststellbremse

L= 1.410

NISSAN



24.3727-1713.2 581713

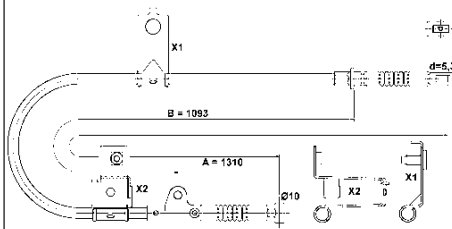


Seilzug, Feststellbremse

L= 1.620

NISSAN

24.3727-1714.2 581714

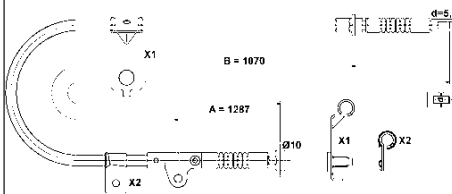


Seilzug, Feststellbremse

L= 1.310

NISSAN

24.3727-1715.2 581715

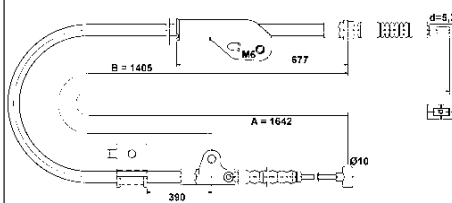


Seilzug, Feststellbremse

L= 1.287

NISSAN

24.3727-1716.2 581716

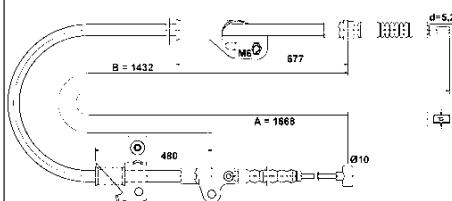


Seilzug, Feststellbremse

L= 1.642

NISSAN

24.3727-1717.2 581717



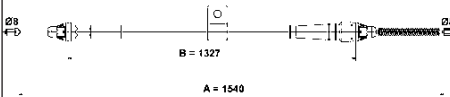
Seilzug, Feststellbremse

L= 1.668

NISSAN

24.3727-1718.2

581718



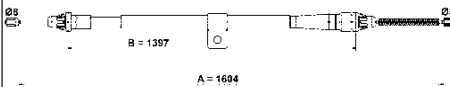
Seilzug, Feststellbremse

L= 1.540

NISSAN

24.3727-1719.2

581719




Seilzug, Feststellbremse

L= 1.604

NISSAN

24.3727-1722.2

581722



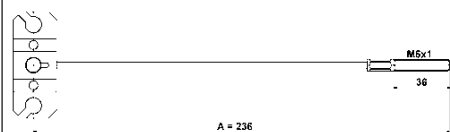
Seilzug, Feststellbremse

L= 200

NISSAN

24.3727-1723.2

581723



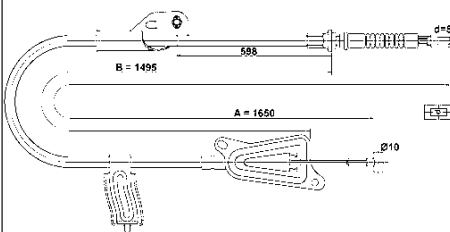
Seilzug, Feststellbremse

L= 236

NISSAN

24.3727-1724.2

581724



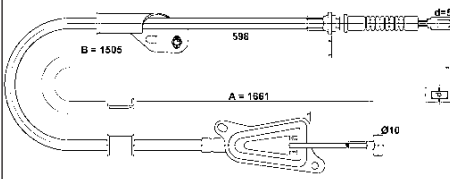
Seilzug, Feststellbremse

L= 1.650

NISSAN

24.3727-1725.2

581725



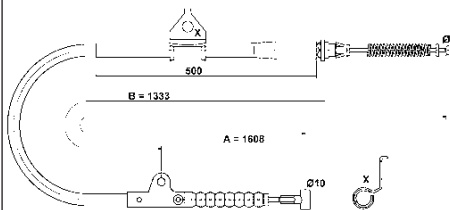
Seilzug, Feststellbremse

L= 1.661

NISSAN

24.3727-1726.2

581726



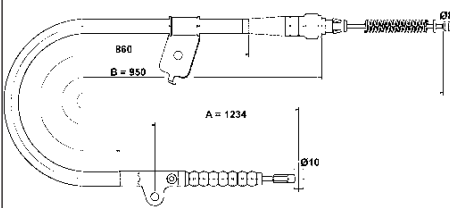
Seilzug, Feststellbremse

L= 1.608

NISSAN

24.3727-1727.2

581727



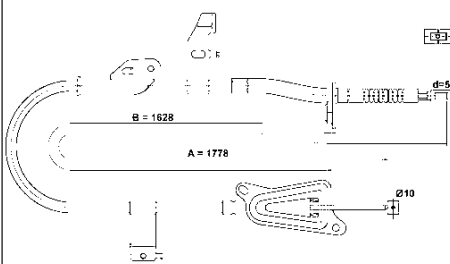
Seilzug, Feststellbremse

L= 1.234

NISSAN

24.3727-1728.2

581728



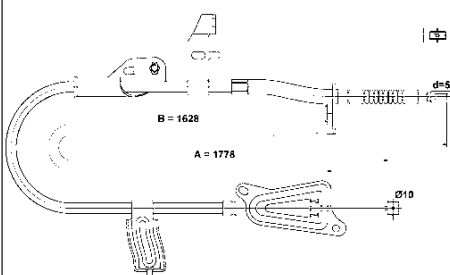
Seilzug, Feststellbremse

L= 1.778

NISSAN

24.3727-1729.2

581729



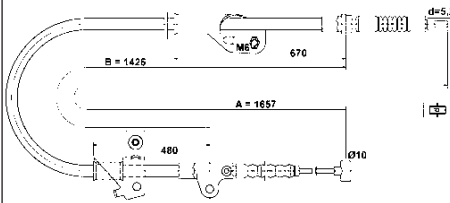
Seilzug, Feststellbremse

L= 1.778

NISSAN

24.3727-1730.2

581730



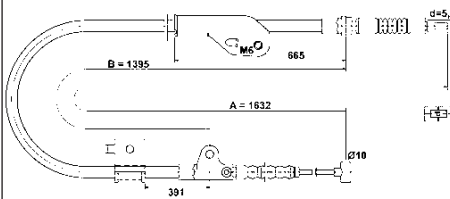
Seilzug, Feststellbremse

L= 1.657

NISSAN

24.3727-1731.2

581731



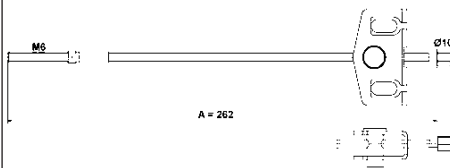
Seilzug, Feststellbremse

L= 1.632

NISSAN

24.3727-1732.2

581732



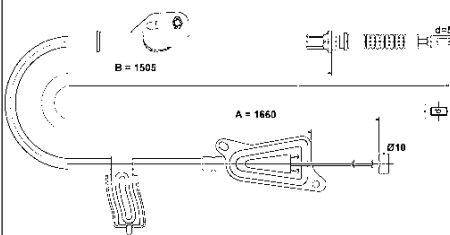
Seilzug, Feststellbremse

L= 262

NISSAN, RENAULT

24.3727-1734.2

581734



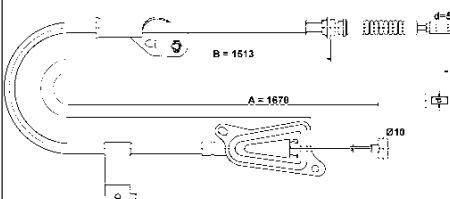
Seilzug, Feststellbremse

L= 1.660

NISSAN

24.3727-1735.2

581735



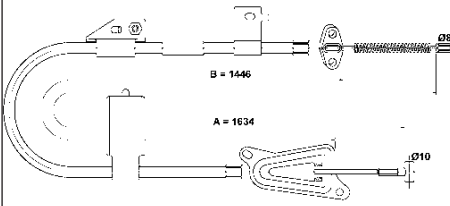
Seilzug, Feststellbremse

L= 1.670

NISSAN

24.3727-1736.2

581736



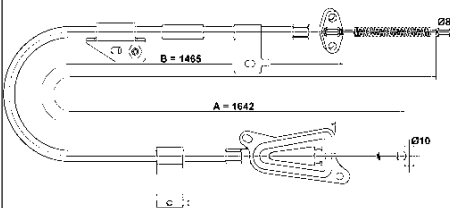
Seilzug, Feststellbremse

L= 1.634

NISSAN

24.3727-1737.2

581737



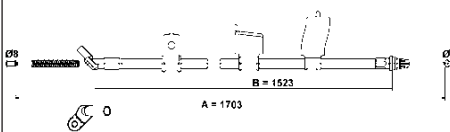
Seilzug, Feststellbremse

L= 1.642

NISSAN

24.3727-1738.2

581738



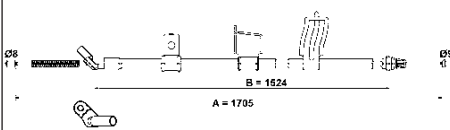
Seilzug, Feststellbremse

L= 1.703

NISSAN

24.3727-1739.2

581739



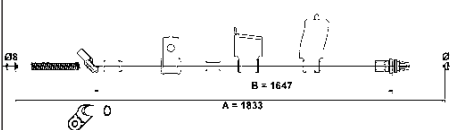
Seilzug, Feststellbremse

L= 1.705

NISSAN

24.3727-1740.2

581740



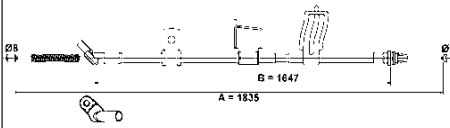
Seilzug, Feststellbremse

L= 1.833

NISSAN

24.3727-1741.2

581741



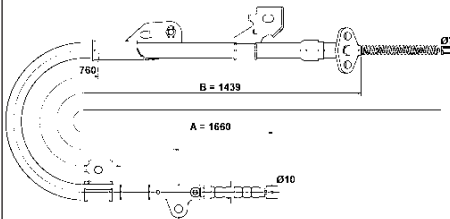
Seilzug, Feststellbremse

L= 1.835

NISSAN

24.3727-1742.2

581742



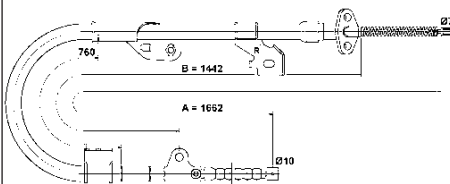
Seilzug, Feststellbremse

L= 1.660

NISSAN

24.3727-1743.2

581743



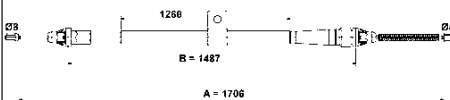
Seilzug, Feststellbremse

L= 1.662

NISSAN

24.3727-1744.2

581744



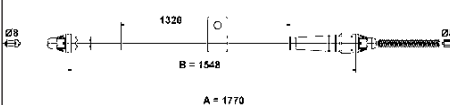
Seilzug, Feststellbremse

L= 1.706

NISSAN

24.3727-1745.2

581745



Seilzug, Feststellbremse

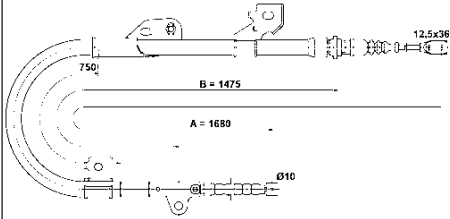
L= 1.770

NISSAN



24.3727-1746.2

581746



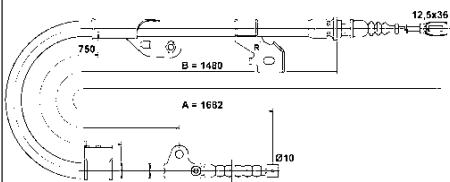
Seilzug, Feststellbremse

L= 1.680

NISSAN

24.3727-1747.2

581747



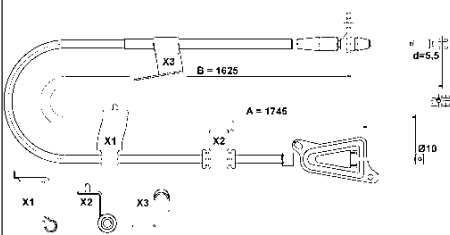
Seilzug, Feststellbremse

L= 1.682

NISSAN

24.3727-1748.2

581748



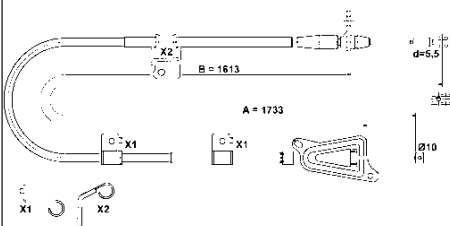
Seilzug, Feststellbremse

L= 1.745

NISSAN

24.3727-1749.2

581749



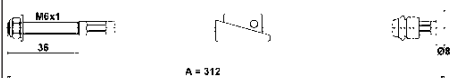
Seilzug, Feststellbremse

L= 1.733

NISSAN

24.3727-1800.2

581800



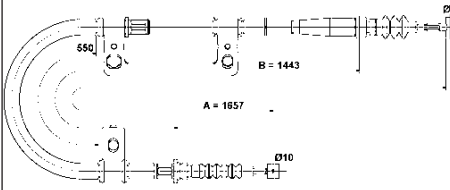
Seilzug, Feststellbremse

L= 312

FORD, MAZDA

24.3727-1808.2

581808



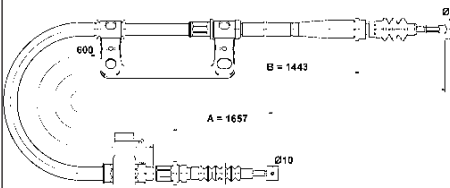
Seilzug, Feststellbremse

L= 1.657

MAZDA

24.3727-1809.2

581809



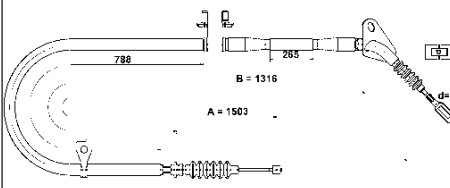
Seilzug, Feststellbremse

L= 1.657

MAZDA

24.3727-1811.2

581811



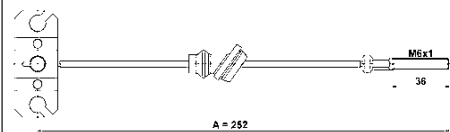
Seilzug, Feststellbremse

L= 1.503

MAZDA

24.3727-1812.2

581812



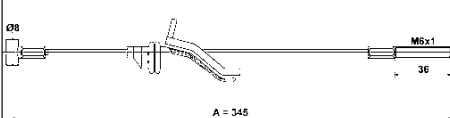
Seilzug, Feststellbremse

L= 252

MAZDA

24.3727-1813.2

581813



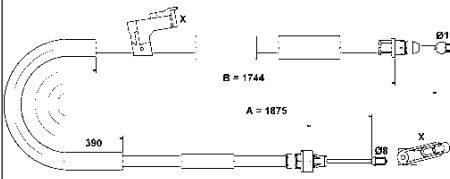
Seilzug, Feststellbremse

L= 345

MAZDA

24.3727-1814.2

581814



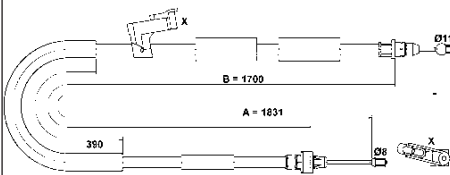
Seilzug, Feststellbremse

L= 1.875

MAZDA

24.3727-1815.2

581815



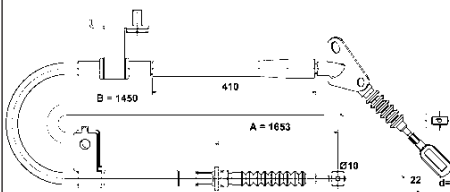
Seilzug, Feststellbremse

L= 1.831

MAZDA

24.3727-1816.2

581816



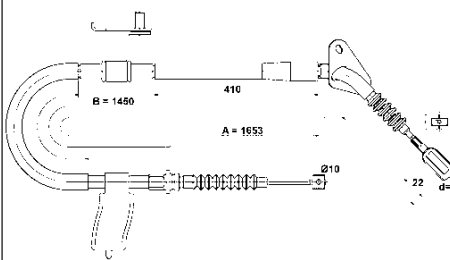
Seilzug, Feststellbremse

L= 1.653

MAZDA

24.3727-1817.2

581817



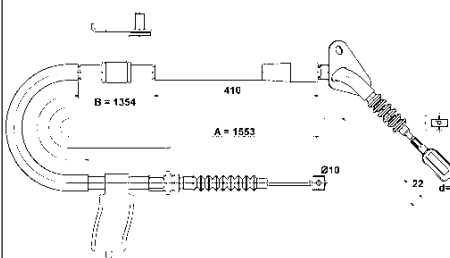
Seilzug, Feststellbremse

L= 1.653

MAZDA

24.3727-1819.2

581819



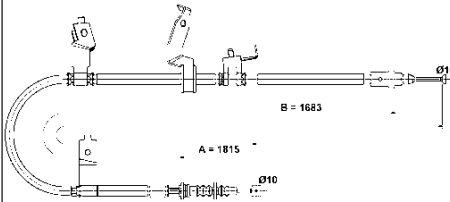
Seilzug, Feststellbremse

L= 1.553

MAZDA

24.3727-1820.2

581820



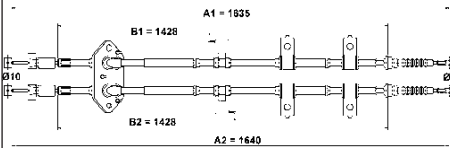
Seilzug, Feststellbremse

L= 1.815

MAZDA

24.3727-1821.2

581821



Seilzug, Feststellbremse

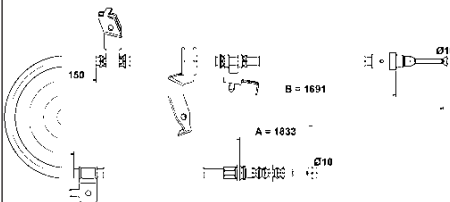
L2= 1.640

L= 1.635

MAZDA

24.3727-1822.2

581822



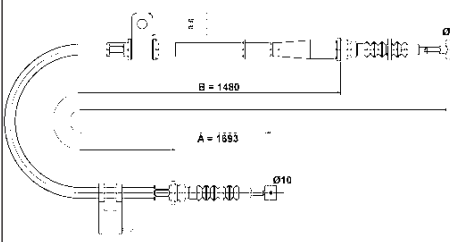
Seilzug, Feststellbremse

L= 1.833

MAZDA

24.3727-1823.2

581823



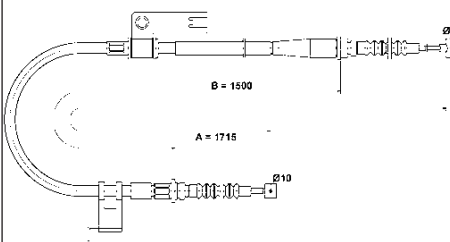
Seilzug, Feststellbremse

L= 1.693

MAZDA

24.3727-1824.2

581824



Seilzug, Feststellbremse

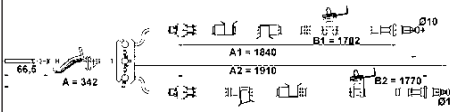
L= 1.715

MAZDA



24.3727-1825.2

581825



Seilzug, Feststellbremse

L2= 1.910

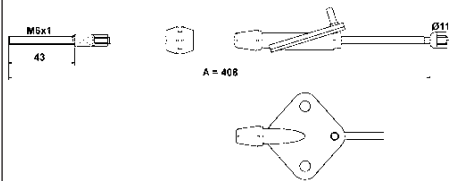
342

L= 1.840

MAZDA

24.3727-1826.2

581826



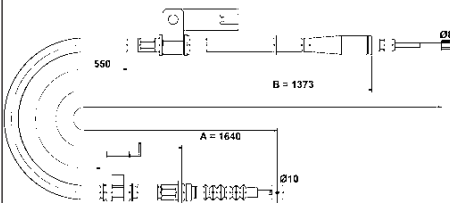
Seilzug, Feststellbremse

L= 408

MAZDA

24.3727-1827.2

581827



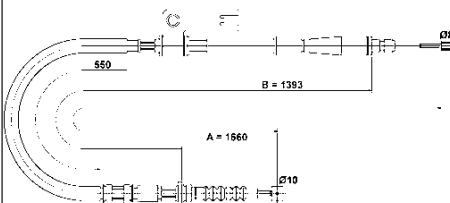
Seilzug, Feststellbremse

L= 1.640

MAZDA

24.3727-1828.2

581828



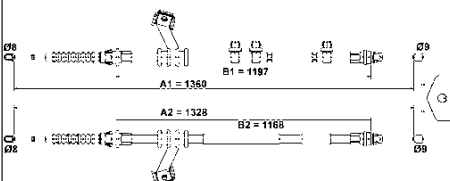
Seilzug, Feststellbremse

L= 1.660

MAZDA

24.3727-1829.2

581829



Seilzug, Feststellbremse

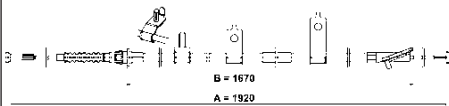
L2= 1.360

L= 1.328

MAZDA

24.3727-1830.2

581830



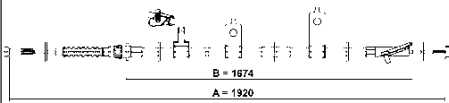
Seilzug, Feststellbremse

L= 1.920

MAZDA

24.3727-1831.2

581831



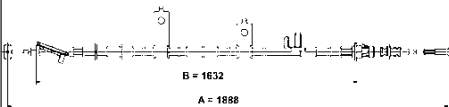
Seilzug, Feststellbremse

L= 1.920

MAZDA

24.3727-1832.2

581832



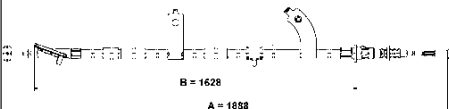
Seilzug, Feststellbremse

L= 1.888

MAZDA

24.3727-1833.2

581833



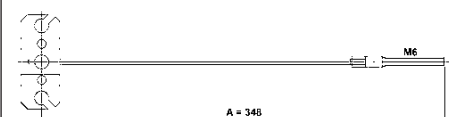
Seilzug, Feststellbremse

L= 1.888

MAZDA

24.3727-1834.2

581834



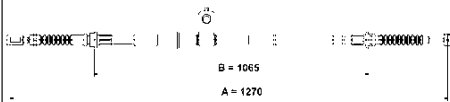
Seilzug, Feststellbremse

L= 348

MAZDA

24.3727-1835.2

581835



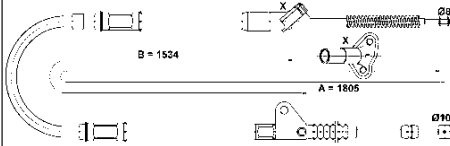
Seilzug, Feststellbremse

L= 1.270

MAZDA

24.3727-1900.2

581900



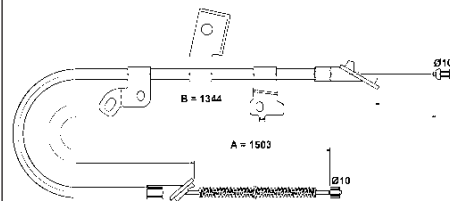
Seilzug, Feststellbremse

L= 1.805

TOYOTA

24.3727-1903.2

581903



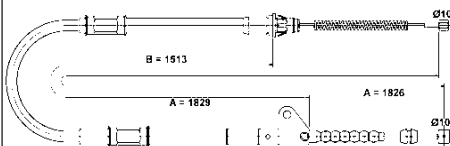
Seilzug, Feststellbremse

L= 1.503

TOYOTA

24.3727-1904.2

581904



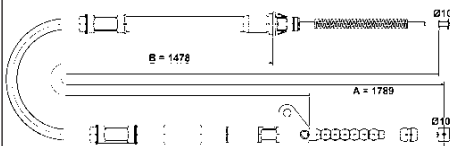
Seilzug, Feststellbremse

L= 1.826

TOYOTA

24.3727-1905.2

581905



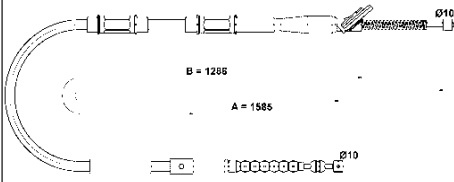
Seilzug, Feststellbremse

L= 1.789

TOYOTA

24.3727-1907.2

581907



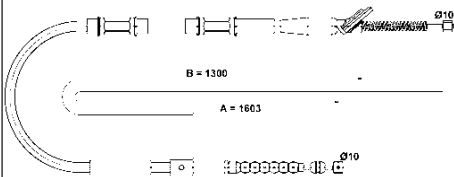
Seilzug, Feststellbremse

L= 1.585

TOYOTA

24.3727-1908.2

581908



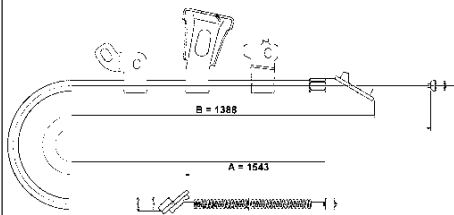
Seilzug, Feststellbremse

L= 1.603

TOYOTA

24.3727-1909.2

581909



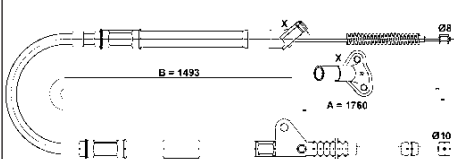
Seilzug, Feststellbremse

L= 1.543

TOYOTA

24.3727-1910.2

581910



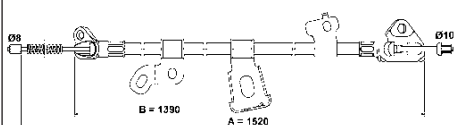
Seilzug, Feststellbremse

L= 1.760

TOYOTA

24.3727-1911.2

581911



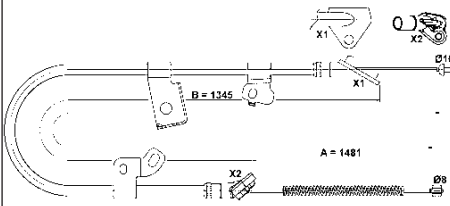
Seilzug, Feststellbremse

L= 1.520

TOYOTA

24.3727-1912.2

581912



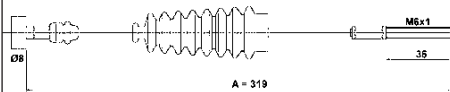
Seilzug, Feststellbremse

L= 1.481

TOYOTA

24.3727-1914.2

581914



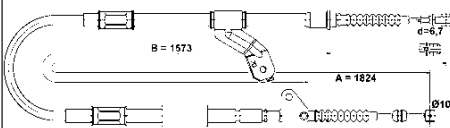
Seilzug, Feststellbremse

L= 319

TOYOTA

24.3727-1915.2

581915



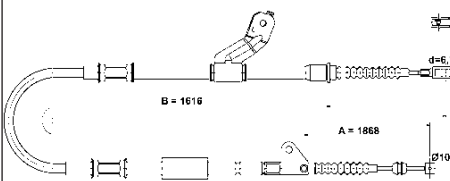
Seilzug, Feststellbremse

L= 1.824

TOYOTA

24.3727-1916.2

581916



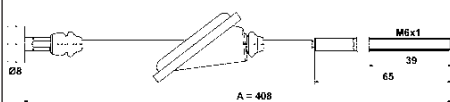
Seilzug, Feststellbremse

L= 1.868

TOYOTA

24.3727-1917.2

581917



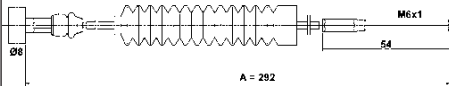
Seilzug, Feststellbremse

L= 408

TOYOTA

24.3727-1918.2

581918



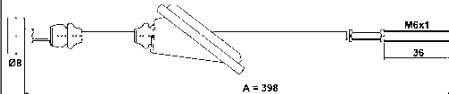
Seilzug, Feststellbremse

L= 292

TOYOTA

24.3727-1919.2

581919



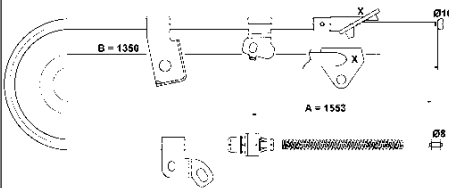
Seilzug, Feststellbremse

L= 398

TOYOTA

24.3727-1920.2

581920



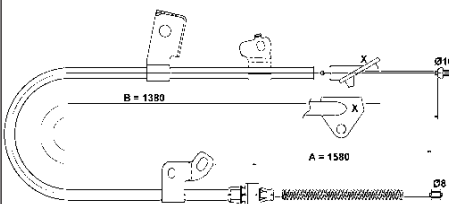
Seilzug, Feststellbremse

L= 1.553

TOYOTA

24.3727-1921.2

581921



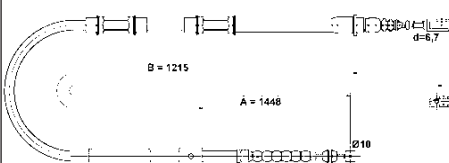
Seilzug, Feststellbremse

L= 1.580

TOYOTA

24.3727-1922.2

581922



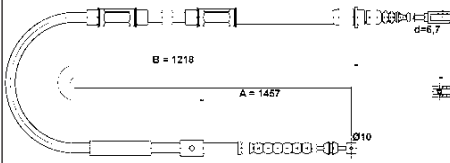
Seilzug, Feststellbremse

L= 1.448

TOYOTA

24.3727-1923.2

581923



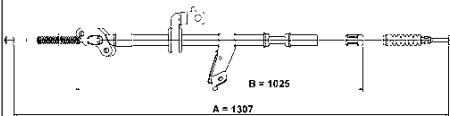
Seilzug, Feststellbremse

L= 1.457

TOYOTA

24.3727-1924.2

581924



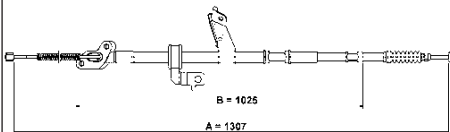
Seilzug, Feststellbremse

L= 1.307

TOYOTA

24.3727-1925.2

581925



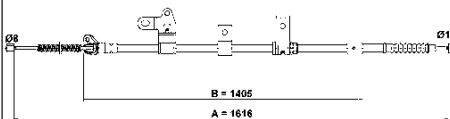
Seilzug, Feststellbremse

L= 1.307

TOYOTA

24.3727-1926.2

581926



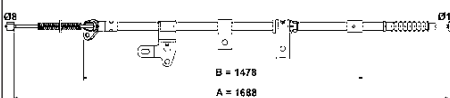
Seilzug, Feststellbremse

L= 1.616

TOYOTA

24.3727-1927.2

581927



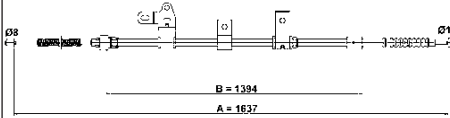
Seilzug, Feststellbremse

L= 1.688

TOYOTA

24.3727-1928.2

581928



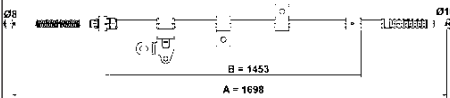
Seilzug, Feststellbremse

L= 1.637

TOYOTA

24.3727-1929.2

581929



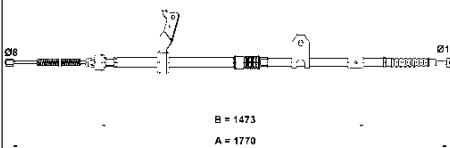
Seilzug, Feststellbremse

L= 1.698

TOYOTA

24.3727-1930.2

581930



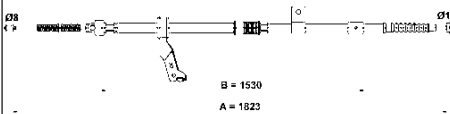
Seilzug, Feststellbremse

L= 1.770

TOYOTA

24.3727-1931.2

581931



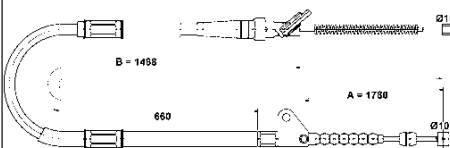
Seilzug, Feststellbremse

L= 1.823

TOYOTA

24.3727-1932.2

581932



Seilzug, Feststellbremse

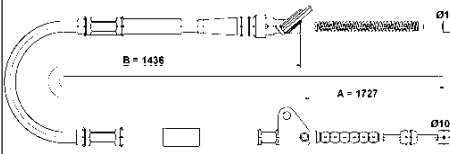
L= 1.780

TOYOTA



24.3727-1933.2

581933



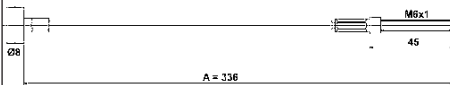
Seilzug, Feststellbremse

L= 1.727

TOYOTA

24.3727-1934.2

581934



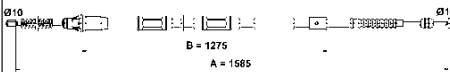
Seilzug, Feststellbremse

L= 336

TOYOTA

24.3727-1935.2

581935



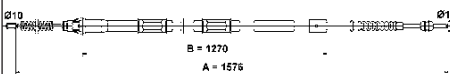
Seilzug, Feststellbremse

L= 1.585

TOYOTA

24.3727-1936.2

581936



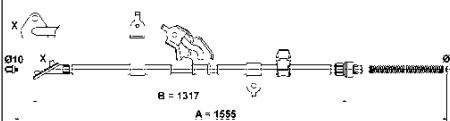
Seilzug, Feststellbremse

L= 1.576

TOYOTA

24.3727-1937.2

581937



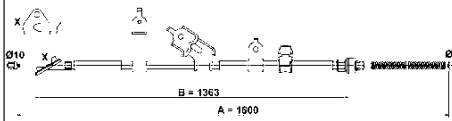
Seilzug, Feststellbremse

L= 1.555

DAIHATSU, TOYOTA

24.3727-1938.2

581938



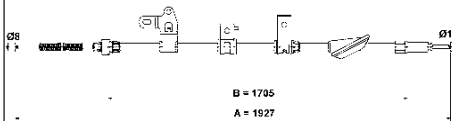
Seilzug, Feststellbremse

L= 1.600

DAIHATSU, TOYOTA

24.3727-1939.2

581939



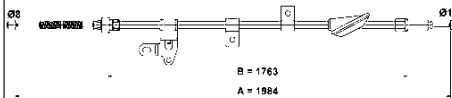
Seilzug, Feststellbremse

L= 1.927

TOYOTA

24.3727-1940.2

581940



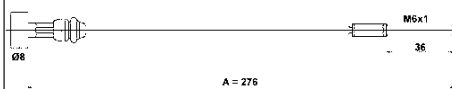
Seilzug, Feststellbremse

L= 1.984

TOYOTA

24.3727-1941.2

581941



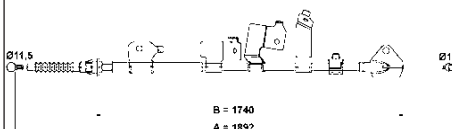
Seilzug, Feststellbremse

L= 276

TOYOTA

24.3727-1942.2

581942



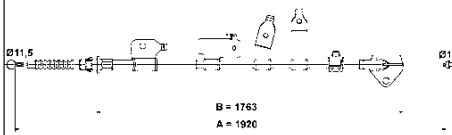
Seilzug, Feststellbremse

L= 1.892

TOYOTA

24.3727-1943.2

581943



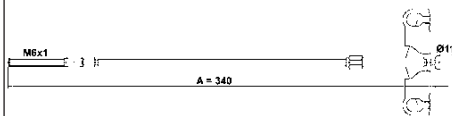
Seilzug, Feststellbremse

L= 1.920

TOYOTA

24.3727-1944.2

581944



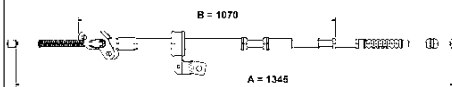
Seilzug, Feststellbremse

L= 340

TOYOTA

24.3727-1945.2

581945



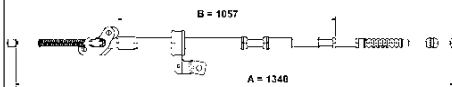
Seilzug, Feststellbremse

L= 1.345

TOYOTA

24.3727-1946.2

581946



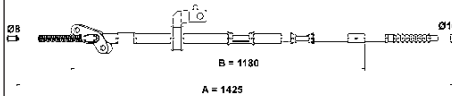
Seilzug, Feststellbremse

L= 1.340

TOYOTA

24.3727-1947.2

581947



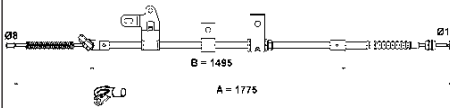
Seilzug, Feststellbremse

L= 1.425

TOYOTA

24.3727-1948.2

581948



Seilzug, Feststellbremse

L= 1.775

TOYOTA

24.3727-1949.2

581949



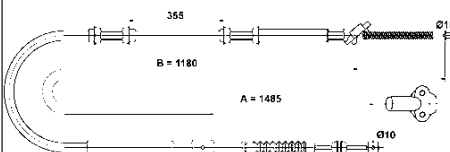
Seilzug, Feststellbremse

L= 1.715

TOYOTA

24.3727-1950.2

581950



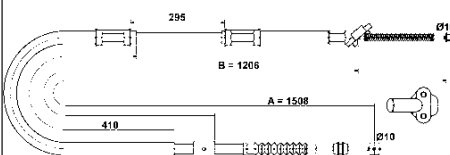
Seilzug, Feststellbremse

L= 1.485

TOYOTA

24.3727-1951.2

581951



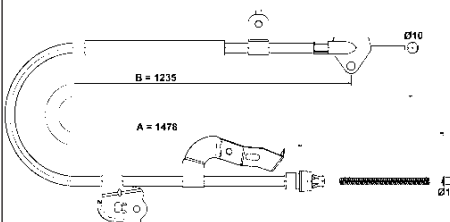
Seilzug, Feststellbremse

L= 1.508

TOYOTA

24.3727-1952.2

581952



Seilzug, Feststellbremse

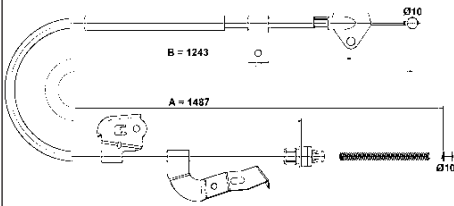
L= 1.478

TOYOTA



24.3727-1953.2

581953



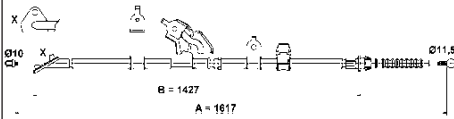
Seilzug, Feststellbremse

L= 1.487

TOYOTA

24.3727-1954.2

581954



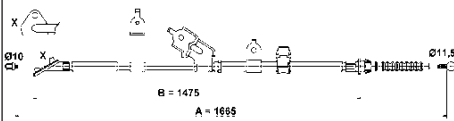
Seilzug, Feststellbremse

L= 1.617

TOYOTA

24.3727-1955.2

581955



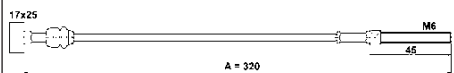
Seilzug, Feststellbremse

L= 1.665

TOYOTA

24.3727-1956.2

581956



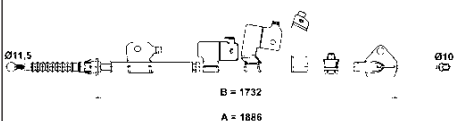
Seilzug, Feststellbremse

L= 320

TOYOTA

24.3727-1957.2

581957



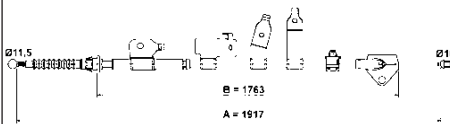
Seilzug, Feststellbremse

L= 1.886

TOYOTA

24.3727-1958.2

581958



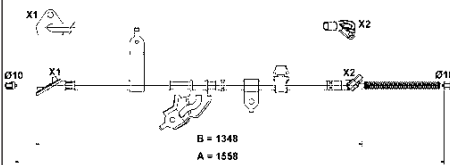
Seilzug, Feststellbremse

L= 1.917

TOYOTA

24.3727-1959.2

581959



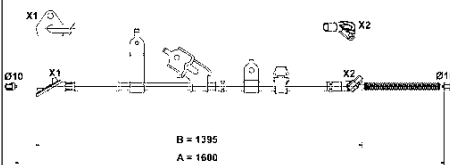
Seilzug, Feststellbremse

L= 1.558

TOYOTA

24.3727-1960.2

581960



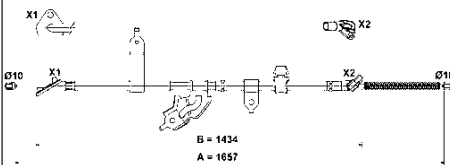
Seilzug, Feststellbremse

L= 1.600

TOYOTA

24.3727-1961.2

581961



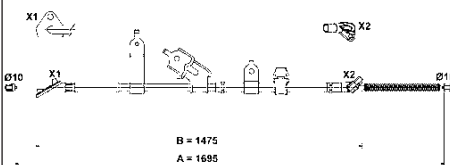
Seilzug, Feststellbremse

L= 1.657

TOYOTA

24.3727-1962.2

581962



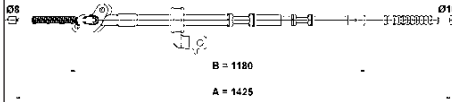
Seilzug, Feststellbremse

L= 1.695

TOYOTA

24.3727-1963.2

581963



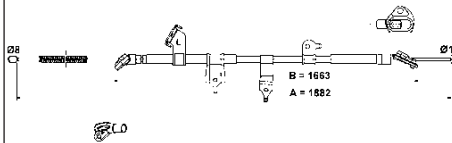
Seilzug, Feststellbremse

L= 1.425

TOYOTA

24.3727-1964.2

581964



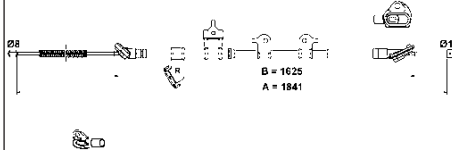
Seilzug, Feststellbremse

L= 1.882

TOYOTA

24.3727-1965.2

581965



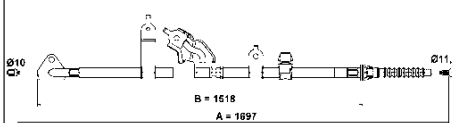
Seilzug, Feststellbremse

L= 1.841

TOYOTA

24.3727-1966.2

581966



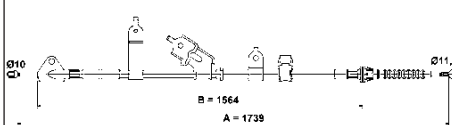
Seilzug, Feststellbremse

L= 1.697

SUBARU, TOYOTA

24.3727-1967.2

581967



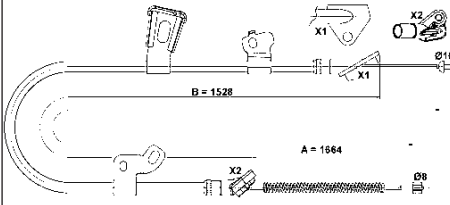
Seilzug, Feststellbremse

L= 1.739

SUBARU, TOYOTA

24.3727-1968.2

581968



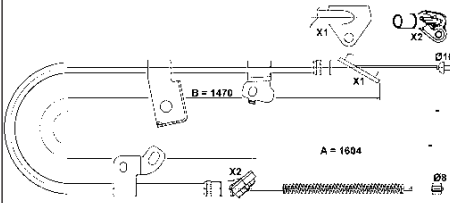
Seilzug, Feststellbremse

L= 1.664

TOYOTA

24.3727-1969.2

581969



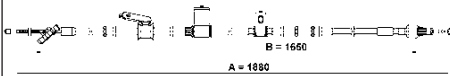
Seilzug, Feststellbremse

L= 1.604

TOYOTA

24.3727-1970.2

581970



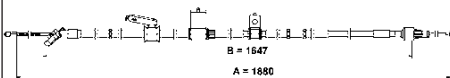
Seilzug, Feststellbremse

L= 1.880

LEXUS, TOYOTA

24.3727-1971.2

581971



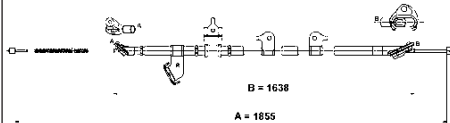
Seilzug, Feststellbremse

L= 1.880

TOYOTA

24.3727-1972.2

581972



Seilzug, Feststellbremse

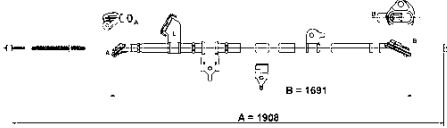
L= 1.855

TOYOTA



24.3727-1973.2

581973



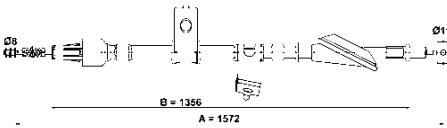
Seilzug, Feststellbremse

L= 1.908

TOYOTA

24.3727-2000.2

582000



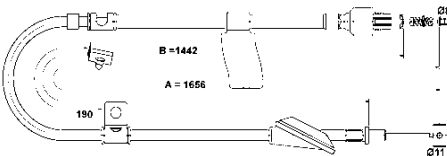
Seilzug, Feststellbremse

L= 1.572

SUZUKI

24.3727-2003.2

582003



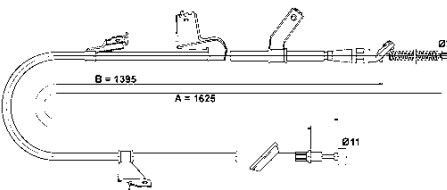
Seilzug, Feststellbremse

L= 1.656

SUZUKI

24.3727-2004.2

582004



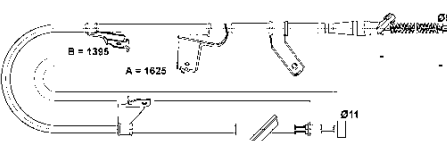
Seilzug, Feststellbremse

L= 1.625

SUZUKI

24.3727-2005.2

582005



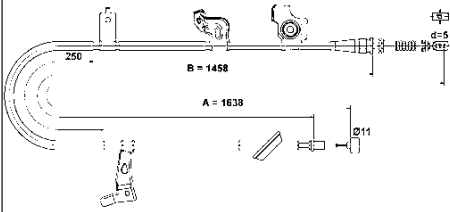
Seilzug, Feststellbremse

L= 1.625

SUZUKI

24.3727-2006.2

582006



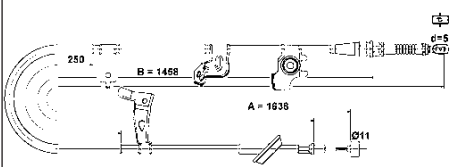
Seilzug, Feststellbremse

L= 1.638

FIAT, SUZUKI

24.3727-2007.2

582007



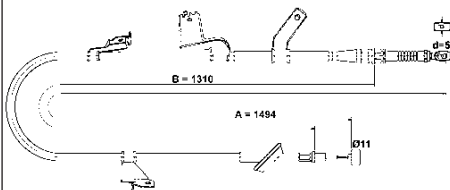
Seilzug, Feststellbremse

L= 1.638

FIAT, SUZUKI

24.3727-2008.2

582008



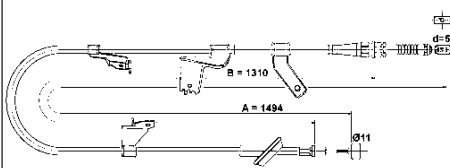
Seilzug, Feststellbremse

L= 1.494

SUZUKI

24.3727-2009.2

582009



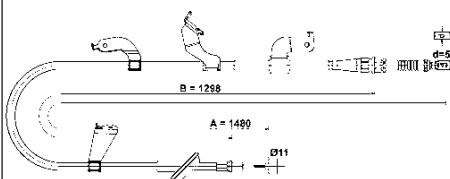
Seilzug, Feststellbremse

L= 1.494

SUZUKI

24.3727-2010.2

582010



Seilzug, Feststellbremse

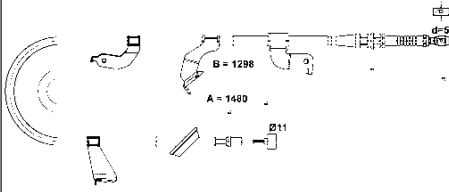
L= 1.480

SUZUKI



24.3727-2011.2

582011



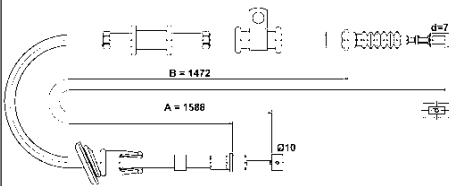
Seilzug, Feststellbremse

L = 1.480

SUZUKI

24.3727-2108.2

582108



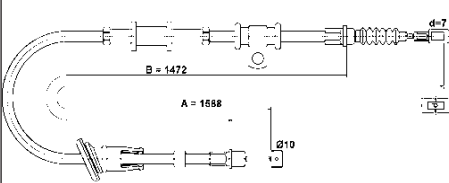
Seilzug, Feststellbremse

L = 1.588

MITSUBISHI

24.3727-2109.2

582109



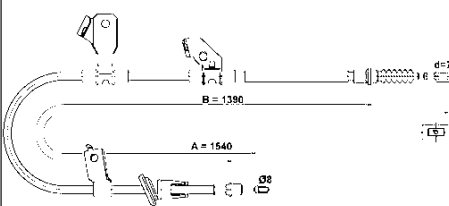
Seilzug, Feststellbremse

L = 1.588

MITSUBISHI

24.3727-2110.2

582110



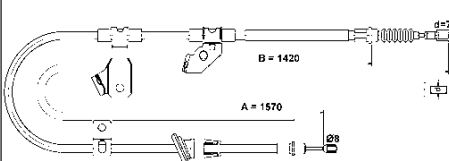
Seilzug, Feststellbremse

L = 1.540

MITSUBISHI

24.3727-2111.2

582111



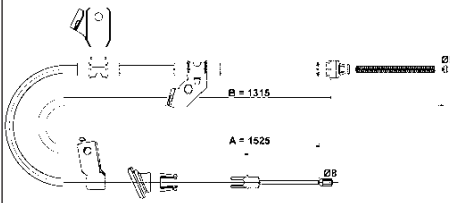
Seilzug, Feststellbremse

L = 1.570

MITSUBISHI

24.3727-2112.2

582112



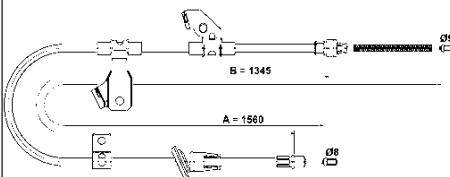
Seilzug, Feststellbremse

L= 1.525

MITSUBISHI

24.3727-2113.2

582113



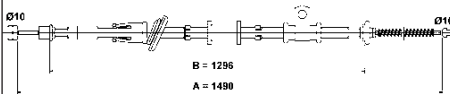
Seilzug, Feststellbremse

L= 1.560

MITSUBISHI

24.3727-2114.2

582114



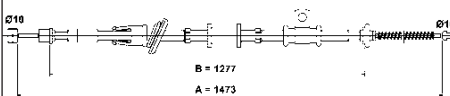
Seilzug, Feststellbremse

L= 1.490

MITSUBISHI

24.3727-2115.2

582115



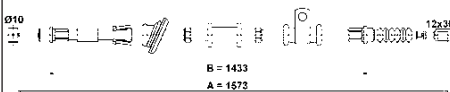
Seilzug, Feststellbremse

L= 1.473

MITSUBISHI

24.3727-2116.2

582116



Seilzug, Feststellbremse

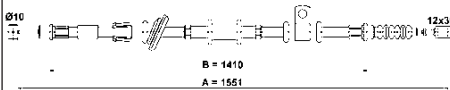
L= 1.573

MITSUBISHI



24.3727-2117.2

582117



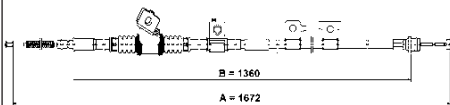
Seilzug, Feststellbremse

L= 1.551

MITSUBISHI

24.3727-2118.2

582118



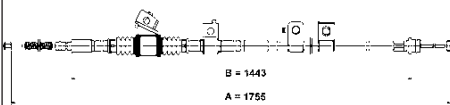
Seilzug, Feststellbremse

L= 1.672

MITSUBISHI

24.3727-2119.2

582119



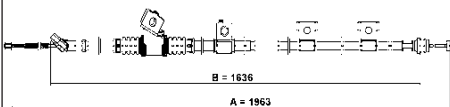
Seilzug, Feststellbremse

L= 1.755

MITSUBISHI

24.3727-2120.2

582120



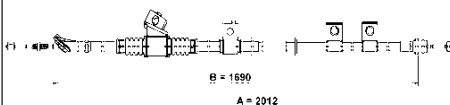
Seilzug, Feststellbremse

L= 1.963

MITSUBISHI

24.3727-2121.2

582121



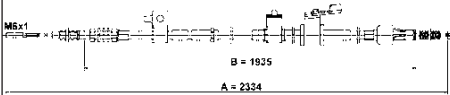
Seilzug, Feststellbremse

L= 2.012

MITSUBISHI

24.3727-2122.2

582122



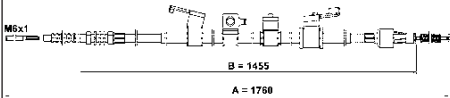
Seilzug, Feststellbremse

L= 2.334

MITSUBISHI

24.3727-2123.2

582123



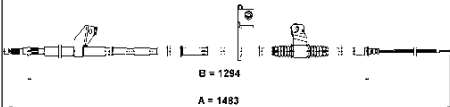
Seilzug, Feststellbremse

L= 1.760

MITSUBISHI

24.3727-2124.2

582124



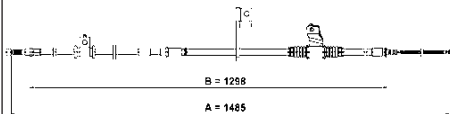
Seilzug, Feststellbremse

L= 1.483

MITSUBISHI

24.3727-2125.2

582125



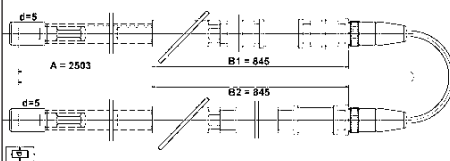
Seilzug, Feststellbremse

L= 1.485

MITSUBISHI

24.3727-2402.2

582402



Seilzug, Feststellbremse

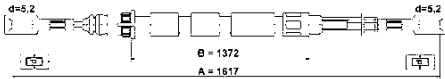
L= 2.503

LADA



24.3727-2403.2

582403



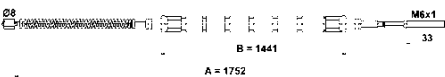
Seilzug, Feststellbremse

L= 1.617

LADA

24.3727-2500.2

582500



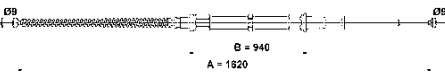
Seilzug, Feststellbremse

L= 1.752

SKODA

24.3727-2503.2

582503



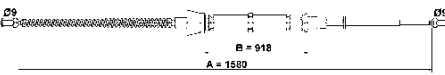
Seilzug, Feststellbremse

L= 1.620

SKODA

24.3727-2504.2

582504



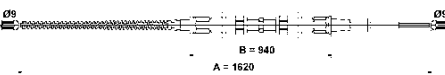
Seilzug, Feststellbremse

L= 1.580

SEAT, SKODA, VW

24.3727-2505.2

582505



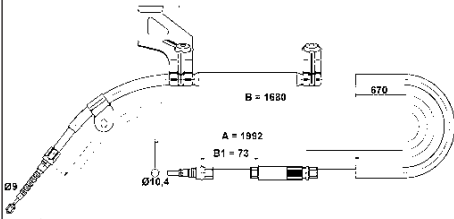
Seilzug, Feststellbremse

L= 1.620

SKODA

24.3727-2506.2

582506



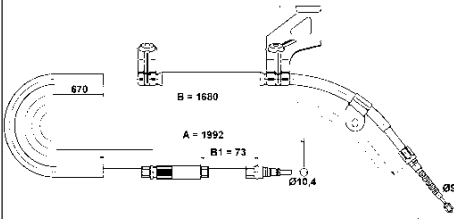
Seilzug, Feststellbremse

L= 1.992

SKODA

24.3727-2507.2

582507



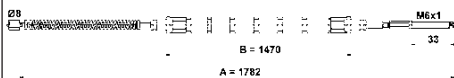
Seilzug, Feststellbremse

L= 1.992

SKODA

24.3727-2508.2

582508



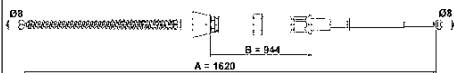
Seilzug, Feststellbremse

L= 1.782

SKODA, VW

24.3727-2509.2

582509



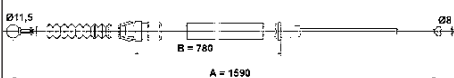
Seilzug, Feststellbremse

L= 1.620

SKODA

24.3727-2510.2

582510



Seilzug, Feststellbremse

L= 1.590

SKODA



24.3727-2511.2

582511



Seilzug, Feststellbremse

L= 1.620

SKODA



24.3727-2700.2

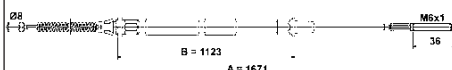
582700



Seilzug, Feststellbremse

L= 1.671

SEAT, VW



24.3727-2702.2

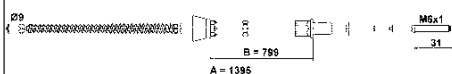
582702



Seilzug, Feststellbremse

L= 1.395

SEAT



24.3727-2703.2

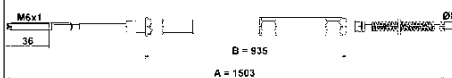
582703



Seilzug, Feststellbremse

L= 1.503

SEAT



24.3727-2704.2

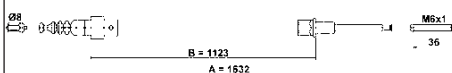
582704



Seilzug, Feststellbremse

L= 1.632

SEAT



24.3727-2706.2

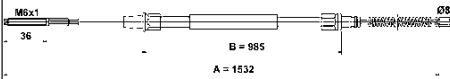
582706



Seilzug, Feststellbremse

L= 1.532

SEAT



24.3727-2707.2

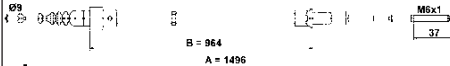
582707



Seilzug, Feststellbremse

L= 1.496

SEAT, VW



24.3727-2708.2

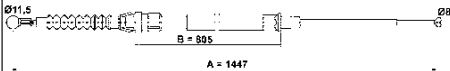
582708



Seilzug, Feststellbremse

L= 1.447

AUDI, SEAT, SKODA, VW



24.3727-2709.2

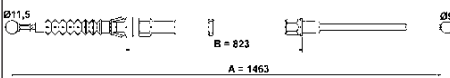
582709



Seilzug, Feststellbremse

L= 1.463

SEAT



24.3727-2710.2

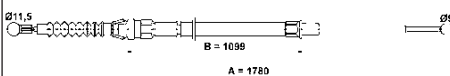
582710



Seilzug, Feststellbremse

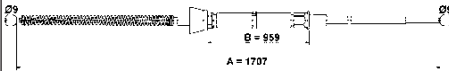
L= 1.780

SEAT, SKODA



24.3727-2711.2

582711



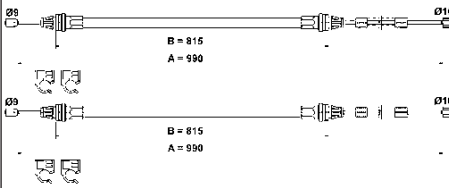
Seilzug, Feststellbremse

L= 1.707

SEAT, SKODA

24.3727-2802.2

582802



Seilzug, Feststellbremse

Einzelteile siehe Stückliste

L2= 990

+ Zub

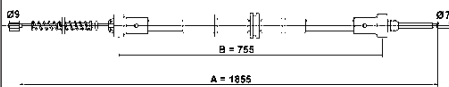
L= 990

Satz

SMART

24.3727-2803.2

582803



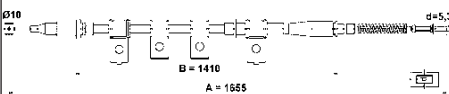
Seilzug, Feststellbremse

L= 1.855

RENAULT, SMART

24.3727-2900.2

582900



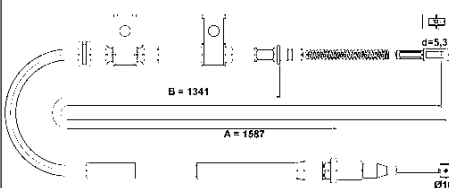
Seilzug, Feststellbremse

L= 1.655

CHEVROLET, DAEWOO

24.3727-2901.2

582901



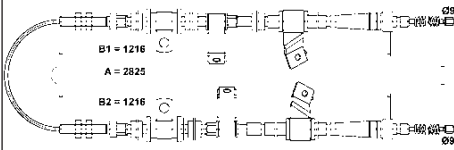
Seilzug, Feststellbremse

L= 1.587

CHEVROLET, DAEWOO

24.3727-2902.2

582902



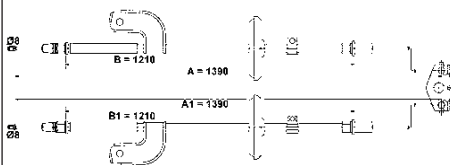
Seilzug, Feststellbremse

L= 2.825

DAEWOO

24.3727-2903.2

582903



Seilzug, Feststellbremse

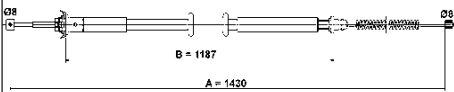
L2= 1.390

L= 1.390

CHEVROLET

24.3727-3000.2

583000



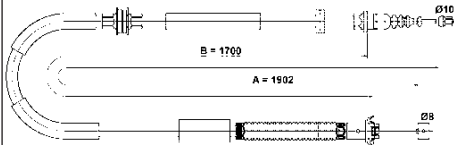
Seilzug, Feststellbremse

L= 1.430

LANCIA

24.3727-3001.2

583001



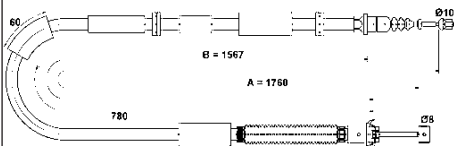
Seilzug, Feststellbremse

L= 1.902

CHRYSLER, LANCIA

24.3727-3002.2

583002



Seilzug, Feststellbremse

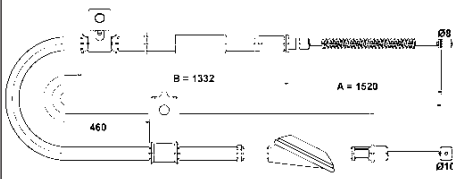
L= 1.760

CHRYSLER, LANCIA



24.3727-3100.2

583100



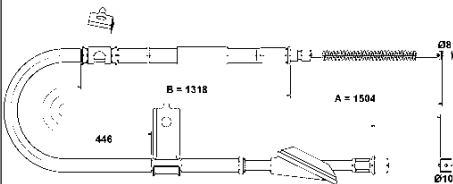
Seilzug, Feststellbremse

L = 1.520

HYUNDAI

24.3727-3101.2

583101



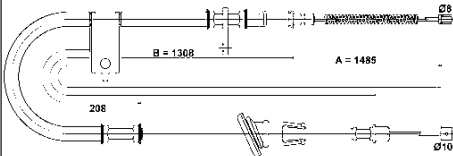
Seilzug, Feststellbremse

L = 1.504

HYUNDAI

24.3727-3102.2

583102



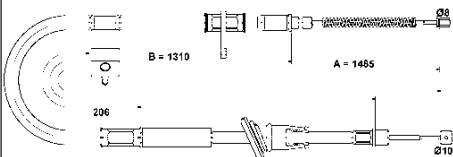
Seilzug, Feststellbremse

L = 1.485

HYUNDAI

24.3727-3103.2

583103



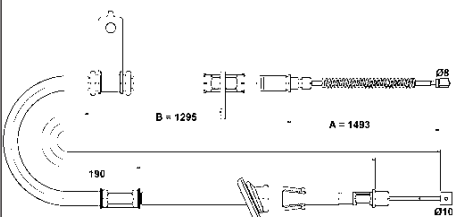
Seilzug, Feststellbremse

L = 1.485

HYUNDAI

24.3727-3104.2

583104



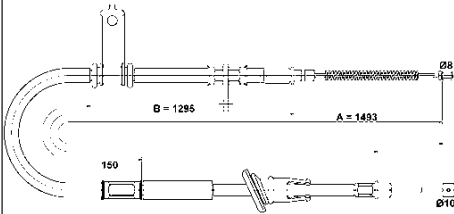
Seilzug, Feststellbremse

L = 1.493

HYUNDAI

24.3727-3105.2

583105



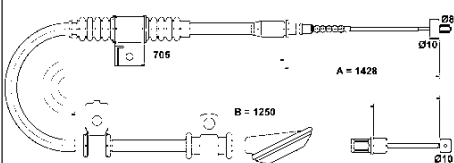
Seilzug, Feststellbremse

L= 1.493

HYUNDAI

24.3727-3106.2

583106



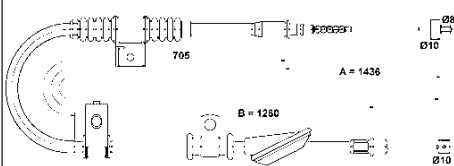
Seilzug, Feststellbremse

L= 1.428

HYUNDAI

24.3727-3107.2

583107



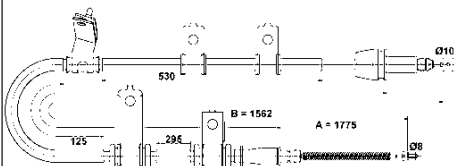
Seilzug, Feststellbremse

L= 1.436

HYUNDAI

24.3727-3108.2

583108



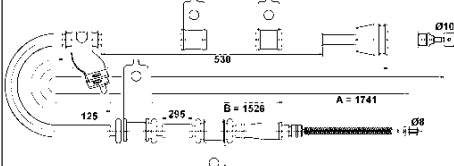
Seilzug, Feststellbremse

L= 1.775

HYUNDAI

24.3727-3109.2

583109



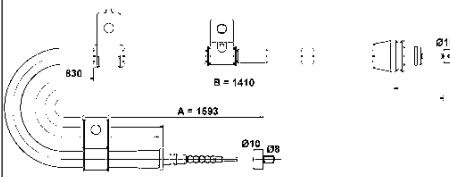
Seilzug, Feststellbremse

L= 1.741

HYUNDAI

24.3727-3110.2

583110



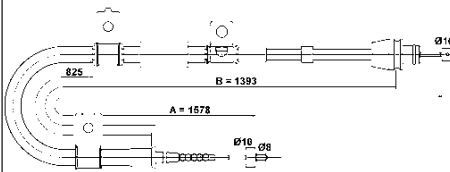
Seilzug, Feststellbremse

L= 1.593

HYUNDAI

24.3727-3111.2

583111



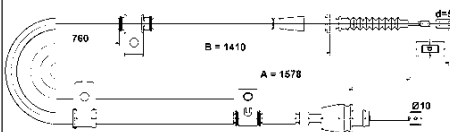
Seilzug, Feststellbremse

L= 1.578

HYUNDAI

24.3727-3112.2

583112



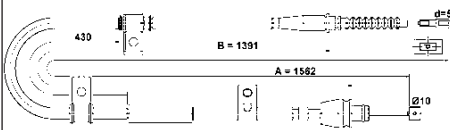
Seilzug, Feststellbremse

L= 1.578

HYUNDAI

24.3727-3113.2

583113



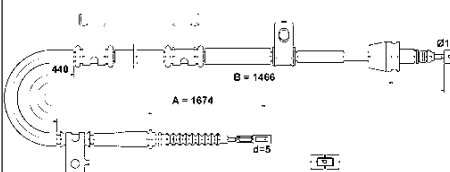
Seilzug, Feststellbremse

L= 1.562

HYUNDAI

24.3727-3114.2

583114



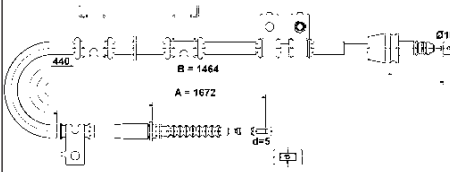
Seilzug, Feststellbremse

L= 1.674

HYUNDAI

24.3727-3115.2

583115



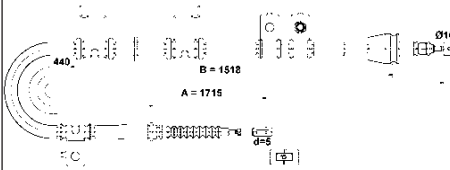
Seilzug, Feststellbremse

L= 1.672

HYUNDAI

24.3727-3116.2

583116



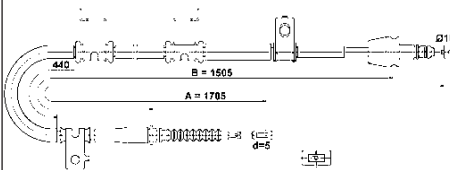
Seilzug, Feststellbremse

L= 1.715

HYUNDAI

24.3727-3117.2

583117



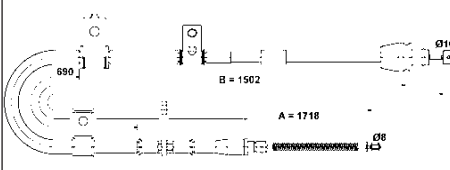
Seilzug, Feststellbremse

L= 1.705

HYUNDAI

24.3727-3118.2

583118



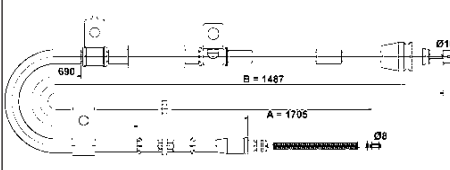
Seilzug, Feststellbremse

L= 1.718

HYUNDAI

24.3727-3119.2

583119



Seilzug, Feststellbremse

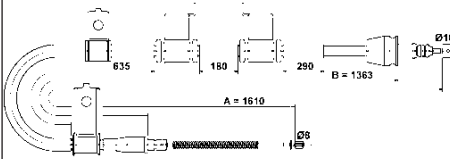
L= 1.705

HYUNDAI



24.3727-3120.2

583120



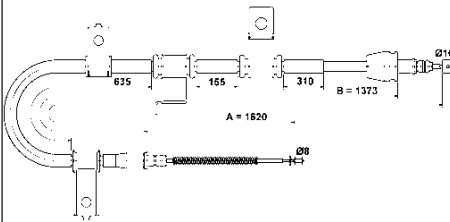
Seilzug, Feststellbremse

L= 1.610

HYUNDAI

24.3727-3121.2

583121



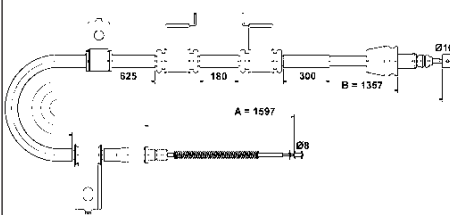
Seilzug, Feststellbremse

L= 1.620

HYUNDAI

24.3727-3122.2

583122



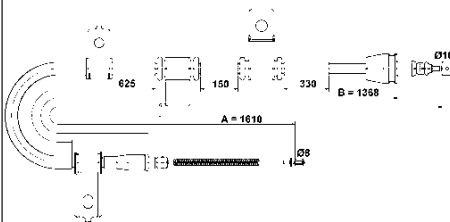
Seilzug, Feststellbremse

L= 1.597

HYUNDAI

24.3727-3123.2

583123



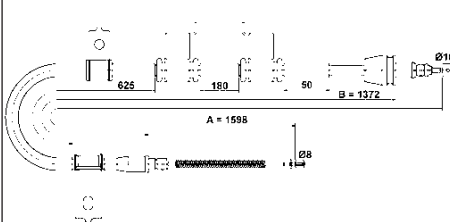
Seilzug, Feststellbremse

L= 1.610

HYUNDAI

24.3727-3124.2

583124



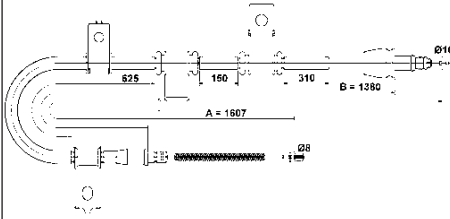
Seilzug, Feststellbremse

L= 1.598

HYUNDAI

24.3727-3125.2

583125



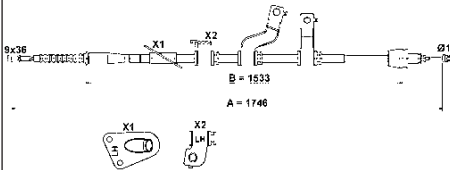
Seilzug, Feststellbremse

L= 1.607

HYUNDAI

24.3727-3126.2

583126



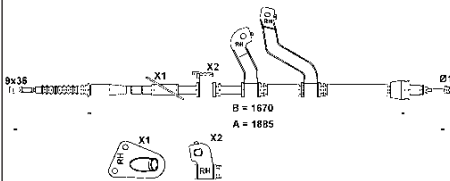
Seilzug, Feststellbremse

L= 1.746

HYUNDAI

24.3727-3127.2

583127



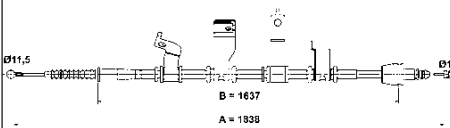
Seilzug, Feststellbremse

L= 1.885

HYUNDAI

24.3727-3128.2

583128



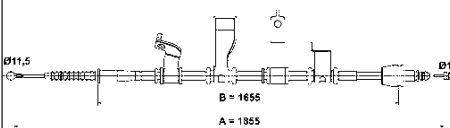
Seilzug, Feststellbremse

L= 1.838

HYUNDAI, KIA

24.3727-3129.2

583129



Seilzug, Feststellbremse

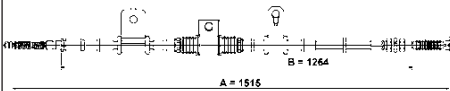
L= 1.855

HYUNDAI, KIA



24.3727-3130.2

583130



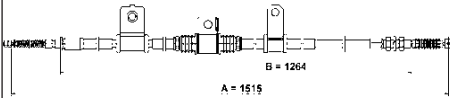
Seilzug, Feststellbremse

L= 1.515

HYUNDAI

24.3727-3131.2

583131



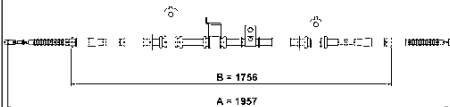
Seilzug, Feststellbremse

L= 1.515

HYUNDAI

24.3727-3132.2

583132



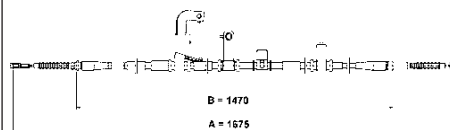
Seilzug, Feststellbremse

L= 1.957

HYUNDAI

24.3727-3133.2

583133



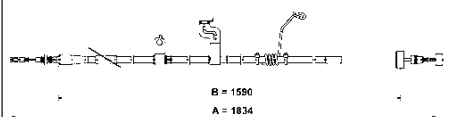
Seilzug, Feststellbremse

L= 1.675

HYUNDAI

24.3727-3134.2

583134



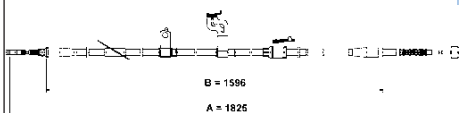
Seilzug, Feststellbremse

L= 1.834

HYUNDAI

24.3727-3135.2

583135



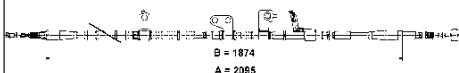
Seilzug, Feststellbremse

L= 1.825

HYUNDAI

24.3727-3136.2

583136



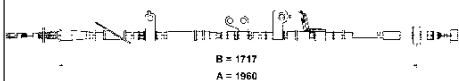
Seilzug, Feststellbremse

L= 2.095

HYUNDAI

24.3727-3139.2

583139



Seilzug, Feststellbremse

L= 1.960

HYUNDAI

24.3727-3140.2

583140



Seilzug, Feststellbremse

L= 1.443

HYUNDAI

24.3727-3141.2

583141



Seilzug, Feststellbremse

L= 1.430

HYUNDAI



24.3727-3200.2

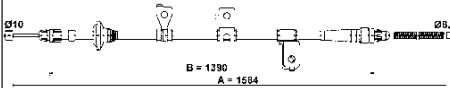
583200



Seilzug, Feststellbremse

L= 1.584

KIA



24.3727-3201.2

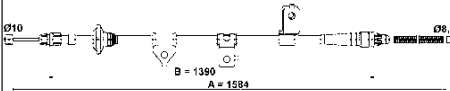
583201



Seilzug, Feststellbremse

L= 1.584

KIA



24.3727-3202.2

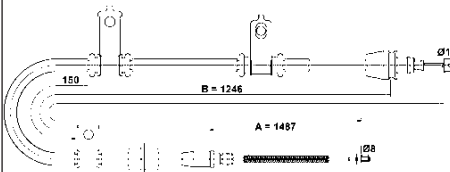
583202



Seilzug, Feststellbremse

L= 1.487

KIA



24.3727-3203.2

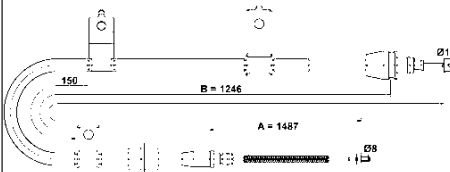
583203



Seilzug, Feststellbremse

L= 1.487

KIA



24.3727-3204.2

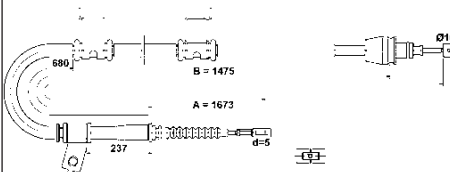
583204



Seilzug, Feststellbremse

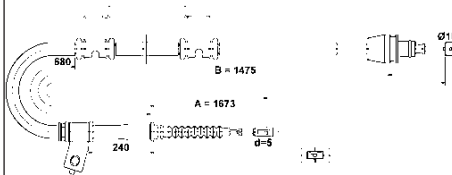
L= 1.673

KIA



24.3727-3205.2

583205



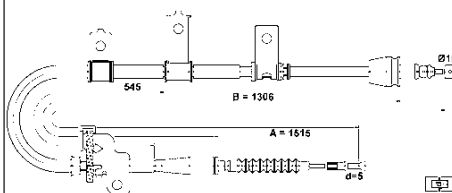
Seilzug, Feststellbremse

L= 1.673

KIA

24.3727-3206.2

583206



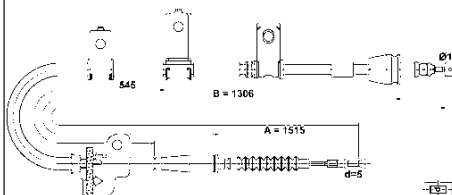
Seilzug, Feststellbremse

L= 1.515

KIA

24.3727-3207.2

583207



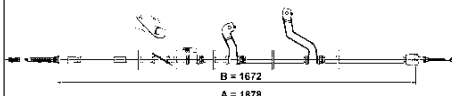
Seilzug, Feststellbremse

L= 1.515

KIA

24.3727-3208.2

583208



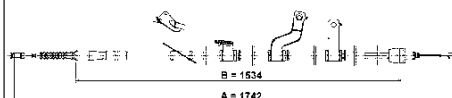
Seilzug, Feststellbremse

L= 1.878

KIA

24.3727-3209.2

583209



Seilzug, Feststellbremse

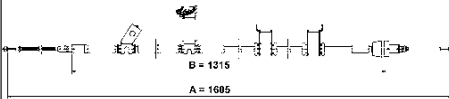
L= 1.742

KIA



24.3727-3210.2

583210



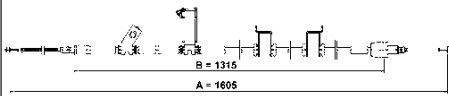
Seilzug, Feststellbremse

L= 1.605

HYUNDAI, KIA

24.3727-3211.2

583211



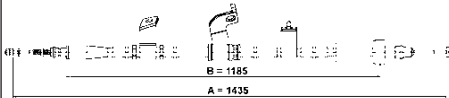
Seilzug, Feststellbremse

L= 1.605

HYUNDAI, KIA

24.3727-3212.2

583212



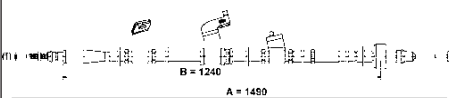
Seilzug, Feststellbremse

L= 1.435

KIA

24.3727-3213.2

583213



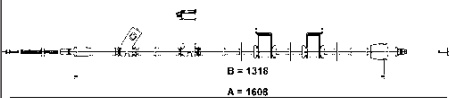
Seilzug, Feststellbremse

L= 1.490

KIA

24.3727-3214.2

583214



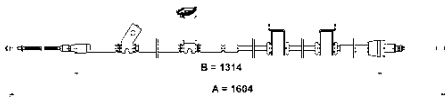
Seilzug, Feststellbremse

L= 1.608

HYUNDAI, KIA

24.3727-3215.2

583215



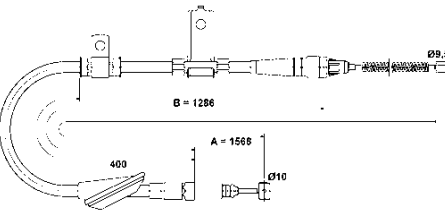
Seilzug, Feststellbremse

L= 1.604

HYUNDAI, KIA

24.3727-3300.2

583300



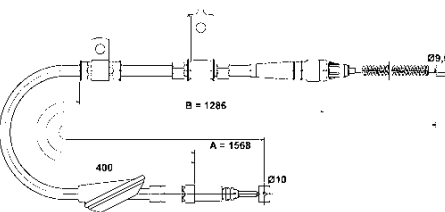
Seilzug, Feststellbremse

L= 1.568

LAND ROVER

24.3727-3301.2

583301



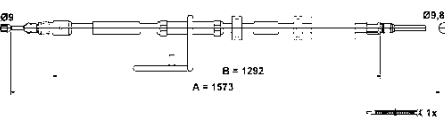
Seilzug, Feststellbremse

L= 1.568

LAND ROVER

24.3727-3302.2

583302



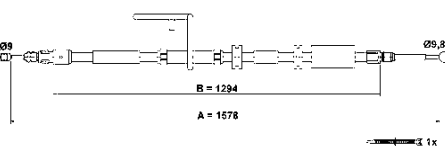
Seilzug, Feststellbremse

L= 1.573

LAND ROVER

24.3727-3303.2

583303



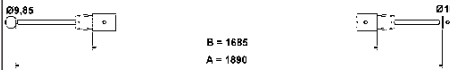
Seilzug, Feststellbremse

L= 1.578

LAND ROVER

24.3727-3400.2

583400



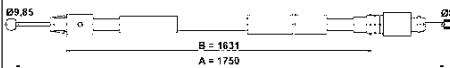
Seilzug, Feststellbremse

L= 1.890

AUDI, VW

24.3727-3401.2

583401



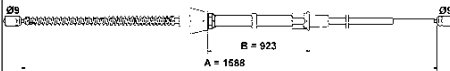
Seilzug, Feststellbremse

L= 1.750

VW

24.3727-3402.2

583402



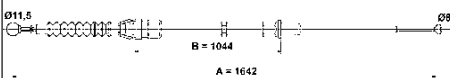
Seilzug, Feststellbremse

L= 1.588

SEAT, SKODA, VW

24.3727-3403.2

583403



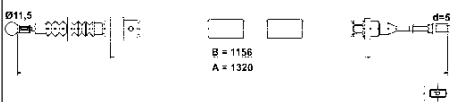
Seilzug, Feststellbremse

L= 1.642

AUDI, SEAT, VW

24.3727-3404.2

583404



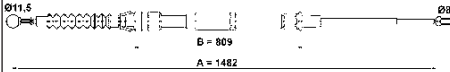
Seilzug, Feststellbremse

L= 1.320

SEAT, VW

24.3727-3405.2

583405



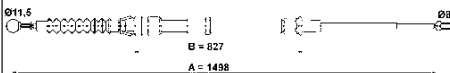
Seilzug, Feststellbremse

L= 1.482

VW

24.3727-3406.2

583406



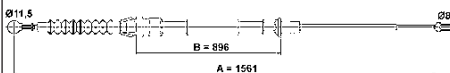
Seilzug, Feststellbremse

L= 1.498

VW

24.3727-3407.2

583407



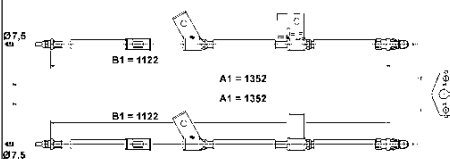
Seilzug, Feststellbremse

L= 1.561

VW

24.3727-3500.2

583500



Seilzug, Feststellbremse

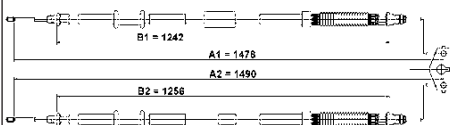
L2= 1.352

L= 1.352

OPEL, VAUXHALL

24.3727-3501.2

583501



Seilzug, Feststellbremse

L2= 1.490

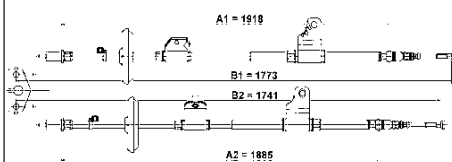
L= 1.478

OPEL, VAUXHALL



24.3727-3502.2

583502



Seilzug, Feststellbremse

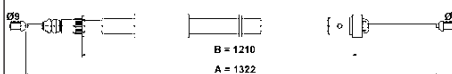
L2= 1.918

L= 1.885

OPEL, VAUXHALL

24.3727-3600.2

583600



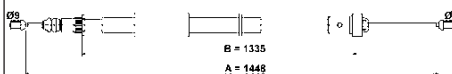
Seilzug, Feststellbremse

L= 1.322

RENAULT

24.3727-3601.2

583601



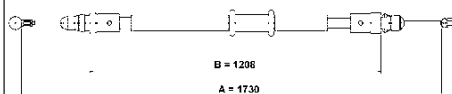
Seilzug, Feststellbremse

L= 1.448

RENAULT

24.3727-3602.2

583602



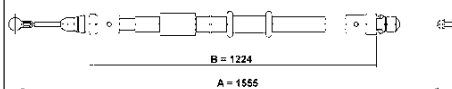
Seilzug, Feststellbremse

L= 1.730

OPEL, RENAULT, VAUXHALL

24.3727-3603.2

583603



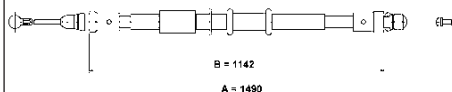
Seilzug, Feststellbremse

L= 1.555

OPEL, RENAULT, VAUXHALL

24.3727-3605.2

583605



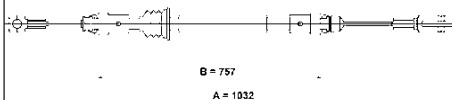
Seilzug, Feststellbremse

L= 1.490

OPEL, RENAULT, VAUXHALL

24.3727-3606.2

583606



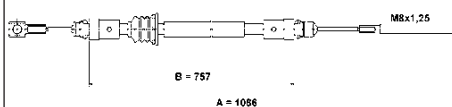
Seilzug, Feststellbremse

L= 1.032

OPEL, RENAULT, VAUXHALL

24.3727-3607.2

583607



Seilzug, Feststellbremse

L= 1.086

OPEL, RENAULT, VAUXHALL





DE Fahrzeugverwendungen

EN Applications of vehicles















ES Aplicaciones














FR Applications












IT Applicazioni autoveicoli














2022





































	kW					! #		
ABARTH - GRANDE PUNTO 07/07→06/10								
 Seilzug, Feststellbremse								
1.4	114	07/07→06/10			Scheibenbremse; <input type="checkbox"/>		24.3727-0579.2 580579	L= 1.654
1.4 ESSEESSE / SUPERSPORT	132	05/08→06/10			Scheibenbremse; <input type="checkbox"/>		24.3727-0580.2 580580	L= 1.673
ABARTH - PUNTO 03/12→								
 Seilzug, Feststellbremse								
1.4	120	03/12→			<input type="checkbox"/>		24.3727-0579.2 580579	L= 1.654
1.4 SUPERSPORT	132	03/12→			<input type="checkbox"/>		24.3727-0580.2 580580	L= 1.673
ABARTH - PUNTO EVO 07/08→02/12								
 Seilzug, Feststellbremse								
1.4	120 - 132	07/08→02/12			<input type="checkbox"/>		24.3727-0579.2 580579	L= 1.654
					<input type="checkbox"/>		24.3727-0580.2 580580	L= 1.673
ALFA ROMEO - 145 (930_) 07/94→01/01								
 Radbremszylinder								
1.4 i.e. 16V T.S.	76	12/96→01/01	➡	01/97→; - ABS		2	24.3222-1707.3 020104	BDX GG
1.6 i.e. 16V T.S.	88	12/96→01/01						
1.6 16V T.S.	82	09/97→12/00	➡	- ABS		2	24.3222-1707.3 020104	BDX GG
1.9 JTD	77	02/99→01/01						
1.9 TD	66	10/94→02/99	➡	→ 12/96; - ABS		2	24.3220-1116.3 020313	GG
			➡	01/97→; - ABS		2	24.3222-1707.3 020104	BDX GG
Zubehörsatz, Bremsbacken								
1.4 i.e. 16V T.S.	76	12/96→01/01	➡	01/97→; - ABS			03.0137-9125.2 669125	BDX
1.6 i.e. 16V T.S.	88	12/96→01/01						
1.6 16V T.S.	82	09/97→12/00	➡	- ABS			03.0137-9125.2 669125	BDX
1.9 JTD	77	02/99→01/01						
1.9 TD	66	10/94→02/99	➡	→ 12/96; - ABS			03.0137-9081.2 669081	
			➡	01/97→; - ABS			03.0137-9125.2 669125	BDX
 Bremstrommel								
1.4 i.e. 16V T.S.	76	12/96→01/01	➡	01/97→; - ABS			24.0220-3007.1 480064	Ø 249,5 x 48,5 / 204,7
1.6 i.e. 16V T.S.	88	12/96→01/01						
1.6 16V T.S.	82	09/97→12/00	➡	- ABS			24.0220-3007.1 480064	Ø 249,5 x 48,5 / 204,7
1.9 JTD	77	02/99→01/01						
1.9 TD	66	10/94→02/99	➡	01/97→; - ABS			24.0220-3007.1 480064	Ø 249,5 x 48,5 / 204,7
			➡	→ 12/96; - ABS			24.0222-8018.1 480078	Ø 268 x 48 / 230
 Bremsbackensatz								
1.4 i.e. 16V T.S.	76	12/96→01/01	➡	01/97→; - ABS			03.0137-0262.2 650262	BDX Ø 203 x 39
1.6 i.e. 16V T.S.	88	12/96→01/01					03.0520-6722.3 696722	BDX Ø 203 x 39 + RZ / + Zub TopKit
							03.0525-0008.3 EQ0008	BDX Ø 203 x 39 - RZ / + Zub Easy Quick
1.6 16V T.S.	82	09/97→12/00	➡	- ABS			03.0137-0262.2 650262	BDX Ø 203 x 39
1.9 JTD	77	02/99→01/01					03.0520-6722.3 696722	BDX Ø 203 x 39 + RZ / + Zub TopKit
							03.0525-0008.3 EQ0008	BDX Ø 203 x 39 - RZ / + Zub Easy Quick
1.9 TD	66	10/94→02/99	➡	→ 12/96; - ABS			03.0137-0208.2 650208	Ø 228 x 42 + HEB
							03.0420-4520.3 684520	Ø 228 x 42 + RZ / + Zub Kit
			➡	01/97→; - ABS			03.0137-0262.2 650262	BDX Ø 203 x 39
							03.0520-6722.3 696722	BDX Ø 203 x 39 + RZ / + Zub TopKit
							03.0525-0008.3 EQ0008	BDX Ø 203 x 39 - RZ / + Zub Easy Quick
 Seilzug, Feststellbremse								
1.4 i.e. 16V T.S.	76	12/96→01/01			01/97→; + ABS; Scheiben/Trommel; <input type="checkbox"/>		24.3727-0006.2 580006	L= 1.460
1.6 i.e. 16V T.S.	88	12/96→01/01						
1.9 TD	66	10/94→02/99			01/97→; Scheiben/Trommel; <input type="checkbox"/>		24.3727-0521.2 580521	L= 1.517
					01/97→; - ABS; Scheiben/Trommel; <input type="checkbox"/>		24.3727-0540.2 580540	L= 1.383
1.6 16V T.S.	82	09/97→12/00			+ ABS; Scheiben/Trommel; <input type="checkbox"/>		24.3727-0006.2 580006	L= 1.460
1.9 JTD	77	02/99→01/01			Scheiben/Trommel; <input type="checkbox"/>		24.3727-0521.2 580521	L= 1.517
					- ABS; Scheiben/Trommel; <input type="checkbox"/>		24.3727-0540.2 580540	L= 1.383
1.8 i.e. 16V	106	03/98→01/01			Scheiben/Trommel; <input type="checkbox"/>		24.3727-0006.2 580006	L= 1.460


























	kw			 	! #		
ALFA ROMEO - 145 (930_) 07/94→01/01							
 Seilzug, Feststellbremse							
2.0 16V	114	03/98→01/01		Scheiben/Trommel; <input type="checkbox"/>		24.3727-0521.2 580521	L= 1.517
2.0 16V T.S.	110	10/95→01/01					
1.8 i.e. 16V T.S.	103	12/96→12/98		01/97→; Scheiben/Trommel; <input type="checkbox"/>		24.3727-0006.2 580006	L= 1.460
				01/97→; Scheiben/Trommel; <input type="checkbox"/>		24.3727-0521.2 580521	L= 1.517
ALFA ROMEO - 146 (930_) 12/94→10/01							
 Radbremszylinder							
1.4 i.e. 16V T.S.	76	11/96→01/01	➔	01/97→; - ABS	2	24.3222-1707.3 020104	BDX GG
1.6 i.e. 16V T.S.	88	11/96→10/01					
1.6 16V T.S.	82	09/97→12/00	➔	- ABS	2	24.3222-1707.3 020104	BDX GG
1.9 JTD	77	02/99→01/01					
1.9 TD	66	12/94→02/99	➔	→ 12/96; - ABS	2	24.3220-1116.3 020313	GG
			➔	01/97→; - ABS	2	24.3222-1707.3 020104	BDX GG
Zubehörsatz, Bremsbacken							
1.4 i.e. 16V T.S.	76	11/96→01/01	➔	01/97→; - ABS		03.0137-9125.2 669125	BDX
1.6 i.e. 16V T.S.	88	11/96→10/01					
1.6 16V T.S.	82	09/97→12/00	➔	- ABS		03.0137-9125.2 669125	BDX
1.9 JTD	77	02/99→01/01					
1.9 TD	66	12/94→02/99	➔	→ 12/96; - ABS		03.0137-9081.2 669081	
			➔	01/97→; - ABS		03.0137-9125.2 669125	BDX
 Bremstrommel							
1.4 i.e. 16V T.S.	76	11/96→01/01	➔	01/97→; - ABS		24.0220-3007.1 480064	Ø 249,5 x 48,5 / 204,7
1.6 i.e. 16V T.S.	88	11/96→10/01					
1.6 16V T.S.	82	09/97→12/00	➔	- ABS		24.0220-3007.1 480064	Ø 249,5 x 48,5 / 204,7
1.9 JTD	77	02/99→01/01					
1.9 TD	66	12/94→02/99	➔	01/97→; - ABS		24.0220-3007.1 480064	Ø 249,5 x 48,5 / 204,7
			➔	→ 12/96; - ABS		24.0222-8018.1 480078	Ø 268 x 48 / 230
 Bremsbackensatz							
1.4 i.e. 16V T.S.	76	11/96→01/01	➔	01/97→; - ABS		03.0137-0262.2 650262	BDX Ø 203 x 39
1.6 i.e. 16V T.S.	88	11/96→10/01				03.0520-6722.3 696722	BDX Ø 203 x 39 + RZ / + Zub TopKit
						03.0525-0008.3 EQ0008	BDX Ø 203 x 39 - RZ / + Zub Easy Quick
1.6 16V T.S.	82	09/97→12/00	➔	- ABS		03.0137-0262.2 650262	BDX Ø 203 x 39
1.9 JTD	77	02/99→01/01				03.0520-6722.3 696722	BDX Ø 203 x 39 + RZ / + Zub TopKit
						03.0525-0008.3 EQ0008	BDX Ø 203 x 39 - RZ / + Zub Easy Quick
1.9 TD	66	12/94→02/99	➔	→ 12/96; - ABS		03.0137-0208.2 650208	Ø 228 x 42 + HEB
						03.0420-4520.3 684520	Ø 228 x 42 + RZ / + Zub Kit
			➔	01/97→; - ABS		03.0137-0262.2 650262	BDX Ø 203 x 39
						03.0520-6722.3 696722	BDX Ø 203 x 39 + RZ / + Zub TopKit
						03.0525-0008.3 EQ0008	BDX Ø 203 x 39 - RZ / + Zub Easy Quick
 Seilzug, Feststellbremse							
1.4 i.e. 16V T.S.	76	11/96→01/01		01/97→; + ABS; Scheiben/Trommel; <input type="checkbox"/>		24.3727-0006.2 580006	L= 1.460
1.6 i.e. 16V T.S.	88	11/96→10/01		01/97→; Scheiben/Trommel; <input type="checkbox"/>		24.3727-0521.2 580521	L= 1.517
1.9 TD	66	12/94→02/99		01/97→; - ABS; Scheiben/Trommel; <input type="checkbox"/>		24.3727-0540.2 580540	L= 1.383
1.6 16V T.S.	82	09/97→12/00		+ ABS; Scheiben/Trommel; <input type="checkbox"/>		24.3727-0006.2 580006	L= 1.460
1.9 JTD	77	02/99→01/01		Scheiben/Trommel; <input type="checkbox"/>		24.3727-0521.2 580521	L= 1.517
				- ABS; Scheiben/Trommel; <input type="checkbox"/>		24.3727-0540.2 580540	L= 1.383
1.8 i.e. 16V T.S.	103	11/96→01/01		01/97→; Scheiben/Trommel; <input type="checkbox"/>		24.3727-0006.2 580006	L= 1.460
				01/97→; Scheiben/Trommel; <input type="checkbox"/>		24.3727-0521.2 580521	L= 1.517
1.8 i.e. 16V T.S.	106	03/98→01/01		Scheiben/Trommel; <input type="checkbox"/>		24.3727-0006.2 580006	L= 1.460
2.0 16V	114	03/97→10/01					
2.0 16V T.S.	110	10/95→01/01		Scheiben/Trommel; <input type="checkbox"/>		24.3727-0521.2 580521	L= 1.517
ALFA ROMEO - 147 (937_) 10/00→12/10							
 Seilzug, Feststellbremse							
1.6 16V T.SPARK	88	01/01→03/10		Scheibenbremse; <input type="checkbox"/>		24.3727-0010.2 580010	L= 1.170
1.6 16V T.SPARK ECO	77	01/01→03/10		Scheibenbremse; <input type="checkbox"/>		24.3727-0011.2 580011	L= 1.235
→							





























	kw			 	! #		
ALFA ROMEO - 147 (937_) 10/00→12/10							
 Seilzug, Feststellbremse							
1.6 LPG	77 - 88	03/01→03/10		Scheibenbremse; <input type="checkbox"/>		24.3727-0010.2 580010	L= 1.170
1.9 JTD	74 - 85	10/00→03/10		Scheibenbremse; <input type="checkbox"/>		24.3727-0011.2 580011	L= 1.235
1.9 JTD 16V	93 - 103	11/02→03/10					
1.9 JTDM 16V	125	06/08→03/10					
1.9 JTDM 8V	88	07/05→03/10					
2.0	121	07/02→05/05					
2.0 16V T.SPARK	110	01/01→03/10					
3.2 GTA	184	02/03→03/10					
1.9 JTDM	85	10/04→03/10		07/05→; Scheibenbremse; <input type="checkbox"/>		24.3727-0010.2 580010	L= 1.170
1.9 JTDM 16V	110	09/04→03/10		07/05→; Scheibenbremse; <input type="checkbox"/>		24.3727-0011.2 580011	L= 1.235
ALFA ROMEO - 155 (167_) 01/92→12/97							
 Seilzug, Feststellbremse							
1.6 16V T.S.	88	05/96→12/97		Scheibenbremse; <input type="checkbox"/>		24.3727-0006.2 580006	L= 1.460
1.7 T.S. 16V	103	05/96→12/97		Scheibenbremse; <input type="checkbox"/>		24.3727-0521.2 580521	L= 1.517
1.9 TD	66	04/93→12/97					
2.0 T.S. 16V	110	03/95→12/97					
2.5 TD	92	04/93→12/97					
2.5 V6	120	09/92→12/97					
1.8 T.S.	77	02/92→12/97		05/92→; Scheibenbremse; <input type="checkbox"/>		24.3727-0006.2 580006	L= 1.460
				05/92→; Scheibenbremse; <input type="checkbox"/>		24.3727-0521.2 580521	L= 1.517
ALFA ROMEO - 156 (932_) 09/97→10/05							
 Seilzug, Feststellbremse							
1.6 16V T.SPARK	82 - 88	09/97→09/05		10/97→ 07/05; Scheibenbremse; <input type="checkbox"/>		24.3727-0004.2 580004	L= 1.196
				10/97→ 07/05; Scheibenbremse; <input type="checkbox"/>		24.3727-0005.2 580005	L= 1.256
1.8 16V T.SPARK	106	09/97→10/00		10/97→; Scheibenbremse; <input type="checkbox"/>		24.3727-0004.2 580004	L= 1.196
1.9 JTD	77	09/97→10/00		10/97→; Scheibenbremse; <input type="checkbox"/>		24.3727-0005.2 580005	L= 1.256
2.0 16V T.SPARK	114	09/97→06/02					
2.5 V6 24V	140	09/97→09/02					
1.8 16V T.SPARK	103	09/97→09/05		→ 07/05; Scheibenbremse; <input type="checkbox"/>		24.3727-0004.2 580004	L= 1.196
1.9 JTD	85 - 110	05/01→09/05		→ 07/05; Scheibenbremse; <input type="checkbox"/>		24.3727-0005.2 580005	L= 1.256
1.9 JTD 16V	103	11/02→09/05					
2.0 JTS	119 - 122	03/01→09/05					
2.4 JTD	103 - 129	10/00→09/05					
2.5 V6 24V	141	10/00→09/05					
3.2 GTA	184	03/02→09/05					
1.9 JTD	81 - 100	10/00→11/04		Scheibenbremse; <input type="checkbox"/>		24.3727-0004.2 580004	L= 1.196
2.0 16V T.SPARK	110	10/00→03/02		Scheibenbremse; <input type="checkbox"/>		24.3727-0005.2 580005	L= 1.256
2.4 JTD	120	06/03→09/05		10/03→ 07/05; Scheibenbremse; <input type="checkbox"/>		24.3727-0004.2 580004	L= 1.196
				10/03→ 07/05; Scheibenbremse; <input type="checkbox"/>		24.3727-0005.2 580005	L= 1.256
2.4 JTD	100	09/97→09/03		10/97→ 10/00; Scheibenbremse; <input type="checkbox"/>		24.3727-0004.2 580004	L= 1.196
				10/97→ 10/00; Scheibenbremse; <input type="checkbox"/>		24.3727-0005.2 580005	L= 1.256
ALFA ROMEO - 156 Sportwagon (932_) 02/97→05/06							
 Seilzug, Feststellbremse							
1.6 16V T.SPARK.	88	05/00→05/06		→ 07/05; Scheibenbremse; <input type="checkbox"/>		24.3727-0004.2 580004	L= 1.196
1.6 16V T.SPARK	82	01/00→09/05		→ 07/05; Scheibenbremse; <input type="checkbox"/>		24.3727-0005.2 580005	L= 1.256
1.8 16V T.SPARK	103	02/97→05/06					
1.9 JTD	85 - 110	05/01→05/06					
1.9 JTD 16V	103	11/02→05/06					
1.9 JTD 16V Q4	110	07/04→05/06					
2.0 JTS	119 - 122	03/02→05/06					
2.4 JTD	103 - 129	10/00→05/06					
2.5 V6 24V	141	02/97→05/06					
3.2 GTA	184	03/02→05/06					
1.8 16V T.SPARK	106	05/00→10/00		Scheibenbremse; <input type="checkbox"/>		24.3727-0004.2 580004	L= 1.196
1.9 JTD	77 - 100	05/00→11/04		Scheibenbremse; <input type="checkbox"/>		24.3727-0005.2 580005	L= 1.256
2.0 16V T.SPARK	110 - 114	05/00→06/02					
2.5 V6 24V	140	02/97→08/03					
2.4 JTD	100	05/00→09/03		→ 10/00; Scheibenbremse; <input type="checkbox"/>		24.3727-0004.2 580004	L= 1.196
				→ 10/00; Scheibenbremse; <input type="checkbox"/>		24.3727-0005.2 580005	L= 1.256
→							












	kw					! #		
ALFA ROMEO - 156 Sportwagon (932_) 02/97→05/06								
 Seilzug, Feststellbremse								
2.4 JTD	120	06/03→05/06		10/03→07/05; Scheibenbremse; <input type="checkbox"/>		24.3727-0004.2	580004	L= 1.196
				10/03→07/05; Scheibenbremse; <input type="checkbox"/>		24.3727-0005.2	580005	L= 1.256
ALFA ROMEO - 164 (164_) 01/87→10/98								
 Seilzug, Feststellbremse								
2.0	102	06/87→09/98		09/87→08/91; Scheibenbremse; <input checked="" type="checkbox"/>	1	24.3727-0514.2	580514	L= 2.950
2.0 Turbo	128	10/87→09/98		→08/91; Scheibenbremse; <input checked="" type="checkbox"/>	1	24.3727-0514.2	580514	L= 2.950
2.0 V6 Turbo	148	09/92→09/98		Scheibenbremse; nicht für Ausstattungsvariante: Super; <input checked="" type="checkbox"/>	1	24.3727-0514.2	580514	L= 2.950
ALFA ROMEO - 166 (936_) 09/98→06/07								
 Seilzug, Feststellbremse								
2.0 T.Spark	114	09/98→10/00		10/98→; Scheibenbremse; <input type="checkbox"/>		24.3727-0012.2	580012	L= 1.427 + Zub
2.0 V6	151	09/98→10/00				24.3727-0013.2	580013	L= 1.445 + Zub
2.4 JTD	100	09/98→10/00		10/98→; Scheibenbremse; <input type="checkbox"/>				
2.5 V6 24V	140	09/98→12/06						
3.0 V6 24V	166	09/98→06/07						
2.0 T.Spark	110	10/00→06/07		Scheibenbremse; <input type="checkbox"/>		24.3727-0012.2	580012	L= 1.427 + Zub
2.4 JTD	103 - 136	10/00→06/07		Scheibenbremse; <input type="checkbox"/>		24.3727-0013.2	580013	L= 1.445 + Zub
2.5 V6 24V	138	10/00→06/07						
3.0 V6 24V	162	10/00→06/07						
3.2 V6 24V	176	10/03→06/07						
ALFA ROMEO - BRERA (939_) 01/06→05/11								
 Seilzug, Feststellbremse								
1.8 TBi	147	05/09→06/10		Scheibenbremse; <input type="checkbox"/>		24.3727-0014.2	580014	L= 1.662
2.0 JTDM	125	05/09→06/10				24.3727-0015.2	580015	L= 1.577
2.2 JTS	136	01/06→05/11		Scheibenbremse; <input type="checkbox"/>				
2.4 JTDM 20V	147 - 154	01/06→03/11						
3.2 JTS	191	03/08→06/10						
3.2 JTS Q4	191	01/06→05/11						
2.0 JTDM	120	03/08→06/10		05/09→; Scheibenbremse; <input type="checkbox"/>		24.3727-0014.2	580014	L= 1.662
				05/09→; Scheibenbremse; <input type="checkbox"/>		24.3727-0015.2	580015	L= 1.577
ALFA ROMEO - GT (937_) 11/03→09/10								
 Seilzug, Feststellbremse								
1.8 TS	103	11/03→09/10		→07/10; Scheibenbremse; <input type="checkbox"/>		24.3727-0004.2	580004	L= 1.196
1.9 JTD	110 - 125	11/03→09/10		→07/10; Scheibenbremse; <input type="checkbox"/>		24.3727-0005.2	580005	L= 1.256
2.0 JTS	119 - 121	11/03→09/10						
3.2 GTA	176	11/03→09/10		→07/10; Scheibenbremse; <input type="checkbox"/>		24.3727-0004.2	580004	L= 1.196
ALFA ROMEO - MITO (955_) 08/08→10/18								
 Seilzug, Feststellbremse								
0.9	74	12/13→08/18		Scheibenbremse; <input type="checkbox"/>		24.3727-0579.2	580579	L= 1.654
0.9 TwinAir	63 - 77	07/11→08/18		Scheibenbremse; <input type="checkbox"/>		24.3727-0580.2	580580	L= 1.673
1.3 MultiJet	59 - 70	08/08→10/18		<input checked="" type="checkbox"/>		24.3727-0581.2	580581	L= 1.658
1.4	51 - 70	08/08→10/18		<input type="checkbox"/>		24.3727-0582.2	580582	L= 1.641
1.4 Bifuel	88	01/09→10/18						
1.4 MultiAir	77 - 125	09/09→10/18						
1.4 TB	103	12/13→10/18						
1.4 TJet	88 - 114	08/08→08/13						
1.4 Turbo MultiAir	99 - 120	10/09→10/18						
1.6 JTDM	85 - 88	08/08→08/15						
1.4	57	03/11→10/18		05/11→; Scheibenbremse; <input type="checkbox"/>		24.3727-0579.2	580579	L= 1.654
				05/11→; Scheibenbremse; <input type="checkbox"/>		24.3727-0580.2	580580	L= 1.673
				05/11→; <input type="checkbox"/>		24.3727-0581.2	580581	L= 1.658
				05/11→; <input type="checkbox"/>		24.3727-0582.2	580582	L= 1.641













	kw			 	! #		
ALFA ROMEO - SPIDER (939_) 03/06→03/11							
 Seilzug, Feststellbremse							
1.8 TBi	147	05/09→03/11		Scheibenbremse; 		24.3727-0014.2 580014	L= 1.662
2.0 JTDM	120 - 125	04/09→03/11		Scheibenbremse; 		24.3727-0015.2 580015	L= 1.577
2.4 JTDM	147 - 154	03/06→03/11					
3.2 JTS	191	03/08→03/11					
2.2 JTS	136	03/06→03/11		04/06→; Scheibenbremse; 		24.3727-0014.2 580014	L= 1.662
3.2 JTS Q4	191	03/06→03/11		04/06→; Scheibenbremse; 		24.3727-0015.2 580015	L= 1.577
AUDI - A1 (8X1, 8XK) 05/10→10/18							
 Seilzug, Feststellbremse							
1.0 TFSI	60 - 70	03/15→10/18		Scheibenbremse; 	2	24.3727-3403.2 583403	L= 1.642
1.2 TFSI	63	05/10→04/15					
1.4 TDI	66	11/14→10/18					
1.4 TFSI	90 - 136	05/10→10/18					
1.4 TSI	110	11/14→10/18					
1.6 TDI	66 - 85	05/10→10/18					
2.0 TDI	100 - 105	09/11→04/15					
AUDI - A1 CITY CARVER (GBH) 07/19→							
 Radbremszylinder							
25 TFSI	70	07/19→	➔	+PR 1KA	2	24.3220-1757.3 020605	ALU
30 TFSI	81 - 85	07/19→					
35 TFSI	110	07/19→					
Zubehörsatz, Bremsbacken							
25 TFSI	70	07/19→	➔	+PR 1KA		03.0137-9309.2 669309	AP
30 TFSI	81 - 85	07/19→					
35 TFSI	110	07/19→					
 Bremsbackensatz							
25 TFSI	70	07/19→	➔	+PR 1KA		03.0137-0540.2 650540	Ø 228 x 42 + HEB
30 TFSI	81 - 85	07/19→					
35 TFSI	110	07/19→					
AUDI - A1 Sportback (8XA, 8XF) 09/11→10/18							
 Seilzug, Feststellbremse							
1.0 TFSI	60 - 70	03/15→10/18		Scheibenbremse; 	2	24.3727-3403.2 583403	L= 1.642
1.2 TFSI	63	01/12→04/15					
1.4 TDI	66	11/14→10/18					
1.4 TFSI	90 - 136	11/11→10/18					
1.4 TSI	110	11/14→10/18					
1.6 TDI	66 - 85	11/11→10/18					
2.0 TDI	100 - 105	09/11→04/15					
AUDI - A1 Sportback (GBA) 07/18→							
 Radbremszylinder							
25 TFSI	70	11/18→	➔	+PR 1KA	2	24.3220-1757.3 020605	ALU
30 TFSI	81 - 85	07/18→					
35 TFSI	110	09/18→					
40 TFSI	147 - 152	09/18→					
Zubehörsatz, Bremsbacken							
25 TFSI	70	11/18→	➔	+PR 1KA		03.0137-9309.2 669309	AP
30 TFSI	81 - 85	07/18→					
35 TFSI	110	09/18→					
40 TFSI	147 - 152	09/18→					
 Bremsbackensatz							
25 TFSI	70	11/18→	➔	+PR 1KA		03.0137-0540.2 650540	Ø 228 x 42 + HEB
➔							





















	kw					! #		
AUDI - A1 Sportback (GBA) 07/18→								
 Bremsbackensatz								
30 TFSI 35 TFSI 40 TFSI	81 - 85 110 147 - 152	07/18→ 09/18→ 09/18→	➡	+PR 1KA			03.0137-0540.2 650540	Ø 228 x 42 + HEB
AUDI - A2 (8Z0) 02/00→08/05								
 Radbremszylinder								
1.2 TDI 1.4 1.4 TDI	45 55 55	03/01→08/05 02/00→08/05 02/00→08/05	➡ ➡ ➡ ➡	→ 07/05; +PR 1KR 06/00→ 07/05; +PR 1KB 06/00→ 07/05; +PR 1KR 06/00→ 07/05; +PR 1KB	2 2 2	24.3215-0903.3 020154 24.3217-0908.3 020167 24.3215-0903.3 020154 24.3217-0908.3 020167	ALU ALU ALU ALU	
Zubehörsatz, Bremsbacken								
1.2 TDI 1.4 1.4 TDI	45 55 55	03/01→08/05 02/00→08/05 02/00→08/05	➡ ➡ ➡ ➡	→ 07/05; +PR 1KR 06/00→ 07/05; +PR 1KB 06/00→ 07/05; +PR 1KR 06/00→ 07/05; +PR 1KB		03.0137-9008.2 669008 03.0137-9168.2 669168 03.0137-9008.2 669008 03.0137-9168.2 669168	 VW VW	
 Bremstrommel								
1.4 1.4 TDI	55 55	02/00→08/05 02/00→08/05	➡	06/00→ 07/05; +PR 1KB		24.0220-0037.1 480161	Ø 240 x 50,1 / 201,5	
 Bremsbackensatz								
1.4 1.4 TDI	55 55	02/00→08/05 02/00→08/05	➡ ➡ ➡	06/00→ 07/05; +PR 1KB 06/00→ 07/05; +PR 1KR		03.0137-0268.2 650268 03.0520-1517.3 691517 03.0520-0415.3 690415	VW Ø 200 x 40 + HEB VW Ø 200 x 40 + RZ / + Zub TopKit VW Ø 200 x 40 + RZ / + Zub TopKit	
 Seilzug, Feststellbremse								
1.2 TDI 1.4 1.4 TDI	45 55 55	03/01→08/05 02/00→08/05 02/00→08/05		→ 8Z-3-010000; Trommelbremse; ☑ 8Z-3-010001→; → 07/05; ☐ 8Z-3-010001→; → 07/05; Trommelbremse; ☐ 8Z-3-010001→; → 07/05; ☐ 06/00→; → 8Z-3-010000; Trommelbremse; ☑ 8Z-3-010001→; → 07/05; Trommelbremse; ☐	2 2	24.3727-0100.2 580100 24.3727-0100.2 580100 24.3727-0185.2 580185 24.3727-0100.2 580100 24.3727-0100.2 580100 24.3727-0185.2 580185	L= 1.075 L= 1.075 L= 1.056 L= 1.075 L= 1.075 L= 1.056	
AUDI - A3 (8L1) 09/96→09/06								
 Seilzug, Feststellbremse								
1.6 1.8 1.8 T	74 - 75 92 110 - 132	09/96→05/03 09/96→05/03 12/96→05/03		→ 8L-X-200000; Scheibenbremse; ☑ 8L-Y-000001→; Scheibenbremse; ☑	2 2	24.3727-0149.2 580149 24.3727-0173.2 580173	L= 1.688 L= 1.693	
1.8 T quattro 1.8 T quattro S3 quattro	110 132 154 - 165	12/96→05/03 10/98→05/03 03/99→05/03		08/98→; Scheibenbremse; ☑ Scheibenbremse; ☑	2 2	24.3727-0175.2 580175 24.3727-0175.2 580175	L= 1.723 L= 1.723	
1.9 TDI 1.9 TDI 1.9 TDI 1.9 TDI quattro	66 - 81 74 96 96	09/96→07/01 10/00→05/03 08/00→05/03 08/00→05/03		→ 8L-X-200000; Scheibenbremse; ☑ 8L-Y-000001→; → 06/01; Scheibenbremse; ☑ Scheibenbremse; ☑ 09/00→; Scheibenbremse; ☑ 09/00→; Scheibenbremse; ☑	2 2 2 2	24.3727-0149.2 580149 24.3727-0173.2 580173 24.3727-0173.2 580173 24.3727-0173.2 580173 24.3727-0173.2 580173 24.3727-0175.2 580175	L= 1.688 L= 1.693 L= 1.693 L= 1.693 L= 1.723	
AUDI - A3 (8P1) 05/03→12/13								
 Seilzug, Feststellbremse								
1.2 TSI 1.4 TFSI 1.6 1.6 E-Power 1.6 FSI 1.6 TDI	77 92 75 75 85 66 - 77	04/10→08/12 09/07→08/12 05/03→08/12 01/11→08/12 08/03→09/07 05/09→08/12		Scheibenbremse; ☑	2	24.3727-2708.2 582708	L= 1.447	










	kw			 	! #		
AUDI - A3 (8P1) 05/03→12/13							
 Seilzug, Feststellbremse							
1.8 TFSI quattro	118	07/08→08/12		Scheibenbremse; 	2	24.3727-2708.2 582708	L= 1.447
2.0 FSI	110	05/03→06/08					
2.0 TDI	100 - 125	05/03→08/12					
2.0 TDI 16V	103	05/03→08/12					
2.0 TDI 16V quattro	103	08/04→08/12					
2.0 TDI quattro	100 - 125	05/03→08/12					
2.0 TFSI	147	09/04→08/12					
2.0 TFSI quattro	147	09/04→08/12					
3.2 V6 quattro	184	07/03→05/09					
S3 quattro	195	11/06→08/12					
1.8 T	110	08/06→08/12		01/07→; Scheibenbremse; 	2	24.3727-2708.2 582708	L= 1.447
1.8 TFSI	118	11/06→08/12					
1.9 TDI	77	05/03→05/10		06/03→; Scheibenbremse; 	2	24.3727-2708.2 582708	L= 1.447
S3 quattro	188	02/07→08/12		07/08→; Scheibenbremse; 	2	24.3727-2708.2 582708	L= 1.447
AUDI - A3 Sportback (8PA) 09/04→12/15							
 Seilzug, Feststellbremse							
1.2 TSI	77	04/10→03/13		Scheibenbremse; 	2	24.3727-2708.2 582708	L= 1.447
1.4 TFSI	92	09/07→03/13					
1.6	75	09/04→03/13					
1.6 E-Power	75	01/11→03/13					
1.6 FSI	85	09/04→09/07					
1.6 TDI	66 - 77	05/09→03/13					
1.8 TFSI quattro	118	07/08→03/13					
1.9 TDI	77	09/04→05/10					
2.0 FSI	110	09/04→06/08					
2.0 TDI	100 - 125	09/04→03/13					
2.0 TDI 16V	103	09/04→03/13					
2.0 TDI 16V quattro	103	11/05→03/13					
2.0 TDI quattro	103 - 125	01/06→03/13					
2.0 TFSI	147	09/04→03/13					
2.0 TFSI quattro	147	09/04→03/13					
3.2 V6 quattro	184	09/04→05/09					
S3 quattro	188 - 195	06/08→03/13					
1.8 TFSI	118	11/06→03/13		01/07→; Scheibenbremse; 	2	24.3727-2708.2 582708	L= 1.447
RS3 quattro	250	01/11→12/12		04/11→; 	2	24.3727-0195.2 580195	L= 1.447
AUDI - A4 B5 (8D2) 11/94→12/01							
 Seilzug, Feststellbremse							
1.6	74 - 75	11/94→11/00		Scheibenbremse; 	2	24.3727-0155.2 580155	L= 1.812
1.8	85 - 92	11/94→11/00					
1.8 T	125 - 132	12/97→11/00					
1.9 TDI	66 - 85	01/95→11/00					
2.4	120	08/97→11/00					
2.5 TDI	110	09/97→11/00					
2.6	110	01/95→11/00					
2.8	128 - 142	09/95→11/00					
1.8 T	110	01/95→11/00		05/95→; Scheibenbremse; 	2	24.3727-0155.2 580155	L= 1.812
1.9 TDI	55	12/95→11/00		03/96→; Scheibenbremse; 	2	24.3727-0155.2 580155	L= 1.812
1.9 TDI	81	10/95→11/00		02/96→; Scheibenbremse; 	2	24.3727-0155.2 580155	L= 1.812
2.4	121	03/97→11/00		→ 07/97; Scheibenbremse; 	2	24.3727-0155.2 580155	L= 1.812
				08/97→; Scheibenbremse; 	2	24.3727-0155.2 580155	L= 1.812
AUDI - A4 B5 Avant (8D5) 11/94→12/02							
 Seilzug, Feststellbremse							
1.6	74 - 75	11/94→09/01		→ 04/01; Scheibenbremse; 	2	24.3727-0155.2 580155	L= 1.812
1.8	85 - 92	07/95→09/01					
1.8 T	110 - 132	03/96→09/01					
1.9 TDI	55 - 85	02/96→09/01					
2.4	120	08/97→09/01					
2.5 TDI	110	09/97→09/01					
→							










	kw			 	! #		
AUDI - A4 B5 Avant (8D5) 11/94→12/02							
 Seilzug, Feststellbremse							
2.6 2.8	110 142	02/96→09/01 10/96→09/01		→ 04/01; Scheibenbremse; 	2	24.3727-0155.2 580155	L= 1.812
1.9 Hybrid 2.8	66 140	03/98→06/00 03/99→09/00		Scheibenbremse; 	2	24.3727-0155.2 580155	L= 1.812
2.4	121	03/97→09/01		08/97→ 04/01; Scheibenbremse; 	2	24.3727-0155.2 580155	L= 1.812
AUDI - A4 B6 (8E2) 11/00→12/05							
 Seilzug, Feststellbremse							
1.6 1.8 T 1.9 TDI 2.0 3.0	75 110 96 96 162	11/00→12/04 11/00→07/02 11/00→12/04 11/00→12/04 11/00→12/04		12/00→; Scheibenbremse; 		24.3727-0182.2 580182	L= 1.928
				12/00→; Scheibenbremse; 		24.3727-0183.2 580183	L= 2.005
1.8 T 1.9 TDI 2.0 FSI 2.4 2.5 TDI 3.0	120 - 140 74 - 85 110 120 - 125 114 - 120 160	07/02→12/04 05/01→12/04 07/02→12/04 09/01→12/04 08/01→12/04 04/01→12/04		Scheibenbremse; 		24.3727-0182.2 580182	L= 1.928
				Scheibenbremse; 		24.3727-0183.2 580183	L= 2.005
AUDI - A4 B6 Avant (8E5) 02/00→12/05							
 Seilzug, Feststellbremse							
1.6 1.8 T 1.9 TDI 2.0 2.0 FSI 2.4 2.5 TDI 3.0	75 110 - 140 74 - 96 96 110 120 - 125 114 - 120 160 - 162	09/01→12/04 09/01→12/04 09/01→12/04 09/01→12/04 07/02→12/04 09/01→12/04 09/01→12/04 04/01→12/04		Scheibenbremse; 		24.3727-0182.2 580182	L= 1.928
				Scheibenbremse; 		24.3727-0183.2 580183	L= 2.005
AUDI - A4 B6 Cabriolet (8H7) 01/02→12/09							
 Seilzug, Feststellbremse							
1.8 T 2.0 2.4 2.5 TDI 3.0	120 - 125 96 120 - 125 120 160 - 162	07/02→12/05 09/04→12/05 04/02→12/05 08/02→12/05 04/02→12/05		Scheibenbremse; 		24.3727-0182.2 580182	L= 1.928
				Scheibenbremse; 		24.3727-0183.2 580183	L= 2.005
AUDI - A4 B7 (8EC) 11/04→06/08							
 Seilzug, Feststellbremse							
1.6 1.8 T 1.9 TDI 2.0 2.0 TFSI 2.5 TDI 3.0 3.2 FSI	75 120 85 96 125 - 162 120 160 188	11/04→06/08 11/04→06/08 11/04→06/08 11/04→06/08 11/04→06/08 11/04→05/06 11/04→05/06 01/05→06/08		Scheibenbremse; 		24.3727-0182.2 580182	L= 1.928
				Scheibenbremse; 		24.3727-0183.2 580183	L= 2.005
AUDI - A4 B7 Avant (8ED) 11/04→06/08							
 Seilzug, Feststellbremse							
1.6 1.8 T 1.9 TDI 2.0 2.0 TFSI 2.5 TDI 3.0 3.2 FSI	75 120 85 96 125 - 162 120 160 188	11/04→06/08 11/04→06/08 11/04→06/08 11/04→06/08 11/04→06/08 11/04→05/06 11/04→05/06 01/05→06/08		Scheibenbremse; 		24.3727-0182.2 580182	L= 1.928
				Scheibenbremse; 		24.3727-0183.2 580183	L= 2.005

	kW			 	! #		
AUDI - A4 B7 Cabriolet (8HE) 01/02→12/09							
 Seilzug, Feststellbremse							
1.8 T	120	01/06→03/09		Scheibenbremse; <input type="checkbox"/>		24.3727-0182.2 580182	L= 1.928
				Scheibenbremse; <input type="checkbox"/>		24.3727-0183.2 580183	L= 2.005
2.0 TDI	100 -	01/06→03/09		→ 11/08; Scheibenbremse; <input type="checkbox"/>		24.3727-0182.2 580182	L= 1.928
2.0 TFSI 16V	103	01/06→03/09		→ 11/08; Scheibenbremse; <input type="checkbox"/>		24.3727-0183.2 580183	L= 2.005
2.7 TDI	147	01/06→03/09					
3.2 FSI	132	06/06→03/09					
	188	01/06→03/09					
AUDI - A6 C4 (4A2) 06/94→10/97							
 Seilzug, Feststellbremse							
1.8	92	12/95→10/97		Scheibenbremse; <input checked="" type="checkbox"/>	2	24.3727-0154.2 580154	L= 1.491
1.9 TDI	66	06/94→10/97					
2.0	74 -	06/94→10/97					
	85						
2.0 16V	103	06/94→10/97					
2.5 TDI	85 -	06/94→10/97					
	103						
2.6	102 -	06/94→10/97					
	110						
2.8	128 -	06/94→10/97					
	142						
AUDI - A6 C4 Avant (4A5) 06/94→12/97							
 Seilzug, Feststellbremse							
1.8	92	12/95→12/97		Scheibenbremse; <input checked="" type="checkbox"/>	2	24.3727-0154.2 580154	L= 1.491
1.9 TDI	66	06/94→12/97					
2.0	74 -	06/94→12/97					
	85						
2.0 16V	103	06/94→12/97					
2.5 TDI	85 -	06/94→12/97					
	103						
2.6	102 -	06/94→12/97					
	110						
2.8	128 -	06/94→12/97					
	142						
AUDI - A6 C5 (4B2) 01/97→12/05							
 Seilzug, Feststellbremse							
1.8	85 -	05/97→01/05		Scheibenbremse; <input type="checkbox"/>		24.3727-0171.2 580171	L= 1.958
	92						
1.8 T	132	12/97→01/05		Scheibenbremse; <input type="checkbox"/>		24.3727-0172.2 580172	L= 1.958
1.9 TDI	81 -	04/97→01/05					
	96						
2.0	96	08/01→01/05					
2.4	100 -	07/98→01/05					
	125						
2.5 TDI	110 -	07/97→01/05					
	132						
2.7 T	169	02/99→01/05					
2.8	132 -	10/97→01/05					
	140						
3.0	160 -	06/01→01/05					
	162						
3.7	191	03/99→01/05					
1.8 T	110	01/97→01/05		04/97→; Scheibenbremse; <input type="checkbox"/>		24.3727-0171.2 580171	L= 1.958
2.4	115 -	02/97→01/05		04/97→; Scheibenbremse; <input type="checkbox"/>		24.3727-0172.2 580172	L= 1.958
	121						
2.8	142	02/97→01/05					
1.8 T quattro	110	02/97→01/05		04/97→; Scheibenbremse; <input checked="" type="checkbox"/>	2	24.3727-0178.2 580178	L= 1.925
2.4 quattro	120 -	02/97→01/05					
	121						
2.8 quattro	142	02/97→01/05					
1.8 T quattro	132	12/97→01/05		Scheibenbremse; <input checked="" type="checkbox"/>	2	24.3727-0178.2 580178	L= 1.925
2.4 quattro	115 -	08/98→01/05					
	125						
2.5 TDI quattro	110 -	07/97→01/05					
	132						
2.7 quattro	187	05/01→07/04					
2.7 T quattro	169 -	12/97→01/05					
	184						
2.8 quattro	132 -	01/98→05/01					
	140						
3.0 quattro	160 -	06/01→01/05					
	162						
3.7 quattro	191	03/99→01/05					
4.2 quattro	220	11/98→01/05					
S6 quattro	250	09/99→01/05					











	kw					! #		
AUDI - A6 C5 Avant (4B5) 11/97→01/05								
 Seilzug, Feststellbremse								
1.8	85 - 92	12/97→01/05		Scheibenbremse; <input type="checkbox"/>			24.3727-0171.2 580171	L= 1.958
1.8 T	110 - 132	12/97→01/05		Scheibenbremse; <input type="checkbox"/>			24.3727-0172.2 580172	L= 1.958
1.9 TDI	81 - 96	02/98→01/05						
2.0	96	08/01→01/05						
2.4	100 - 125	12/97→01/05						
2.5 TDI	110 - 132	12/97→01/05						
2.7 T	169	02/99→01/05						
2.8	132 - 142	12/97→01/05						
3.0	160 - 162	06/01→01/05						
1.8 T quattro	110 - 132	12/97→01/05		Scheibenbremse; <input checked="" type="checkbox"/>	2		24.3727-0178.2 580178	L= 1.925
2.4 quattro	115 - 125	12/97→01/05						
2.5 TDI quattro	110 - 132	12/97→01/05						
2.7 T quattro	169 - 184	12/97→01/05						
2.8 quattro	142	12/97→01/05						
3.0 quattro	160 - 162	06/01→01/05						
3.7	191	03/99→01/05						
3.7 quattro	191	03/99→01/05						
4.2 quattro	220	11/98→01/05						
S6 quattro	250	09/99→01/05						
AUDI - ALLROAD C5 (4BH) 05/00→08/05								
 Seilzug, Feststellbremse								
2.5 TDI quattro	120 - 132	05/00→08/05		→ 07/05; Scheibenbremse; <input checked="" type="checkbox"/>	2		24.3727-0178.2 580178	L= 1.925
2.7 quattro	187	09/00→08/05						
2.7 T quattro	184	05/00→08/05						
4.2 V8 quattro	220	07/02→08/05						
AUDI - CABRIOLET B3 (8G7) 05/91→08/00								
 Seilzug, Feststellbremse								
2.0 E	85	01/93→07/98		→ 8G-P-005533; Scheibenbremse; <input type="checkbox"/>			24.3727-0143.2 580143	L= 1.398
2.8	128	11/92→08/00		→ 8G-P-005533; Scheibenbremse; <input type="checkbox"/>			24.3727-0144.2 580144	L= 1.358
AUDI - Q7 (4LB) 03/06→01/16								
 Bremsbackensatz, Feststellbremse								
3.0 TDI quattro	150 - 180	03/06→08/15	➡	+PR 1KF / 2EA / 1KD / 2EF			03.0137-0451.2 650451	Ø 210 x 30
3.0 TFSI quattro	200 - 245	05/10→08/15						
3.6 FSI quattro	206	08/06→05/10						
4.2 FSI quattro	257	03/06→05/10						
4.2 quattro	231	03/06→12/10						
4.2 TDI quattro	240 - 250	03/07→08/15						
6.0 TDI quattro	368	09/08→05/14						
Zubehörsatz, Feststellbremsbacken								
3.0 TDI quattro	150 - 180	03/06→08/15		+PR 1KF / 2EA / 1KD / 2EF			03.0137-9288.2 669288	
3.0 TFSI quattro	200 - 245	05/10→08/15					03.0137-9700.2 669700	
3.6 FSI quattro	206	08/06→05/10					03.0137-9702.2 669702	
4.2 FSI quattro	257	03/06→05/10						
4.2 quattro	231	03/06→12/10						
4.2 TDI quattro	240 - 250	03/07→08/15						
6.0 TDI quattro	368	09/08→05/14						
 Seilzug, Feststellbremse								
3.0 TDI quattro	150 - 176	11/07→08/15		06/10→; +PR 1KF / 2EA / 1KD / 2EF; Scheibenbremse; <input checked="" type="checkbox"/>	2		24.3727-3400.2 583400	L= 1.890
3.0 TFSI quattro	200 - 245	05/10→08/15						
4.2 TDI quattro	250	05/09→08/15						
6.0 TDI quattro	368	09/08→05/14						
3.0 TDI quattro	180	05/11→08/15		+PR 1KF / 2EA / 1KD / 2EF; Scheibenbremse; <input checked="" type="checkbox"/>	2		24.3727-3400.2 583400	L= 1.890
3.0 TFSI quattro	206	05/11→08/15						














	kW			 	! #		
AUDI - Q7 Van (4LB) 03/06→01/16							
 Bremsbackensatz, Feststellbremse							
3.0 TDI quattro	150 - 180	03/06→08/15	➔	+PR 1KF / 2EA / 1KD / 2EF		03.0137-0451.2 650451	Ø 210 x 30
3.0 TFSI quattro	245	05/10→08/15					
3.6 FSI quattro	206	08/06→05/10					
4.2 FSI quattro	257	08/06→05/10					
4.2 TDI quattro	240 - 250	03/07→08/15					
6.0 TDI quattro	368	09/08→05/14					
Zubehörsatz, Feststellbremsbacken							
3.0 TDI quattro	150 - 180	03/06→08/15		+PR 1KF / 2EA / 1KD / 2EF		03.0137-9288.2 669288	
3.0 TFSI quattro	245	05/10→08/15				03.0137-9700.2 669700	
3.6 FSI quattro	206	08/06→05/10				03.0137-9702.2 669702	
4.2 FSI quattro	257	08/06→05/10					
4.2 TDI quattro	240 - 250	03/07→08/15					
6.0 TDI quattro	368	09/08→05/14					
 Seilzug, Feststellbremse							
3.0 TDI quattro	150 - 180	11/10→08/15		+PR 1KF / 2EA / 1KD / 2EF; Scheibenbremse; 	2	24.3727-3400.2 583400	L= 1.890
3.0 TDI quattro	176	11/07→05/12		06/10→; +PR 1KF / 2EA / 1KD / 2EF; Scheibenbremse; 	2	24.3727-3400.2 583400	L= 1.890
3.0 TFSI quattro	245	05/10→08/15					
4.2 TDI quattro	250	03/07→08/15					
6.0 TDI quattro	368	09/08→05/14					
AUDI - TT (8N3) 10/98→12/06							
 Seilzug, Feststellbremse							
1.8 T	110 - 140	09/02→06/06		Scheibenbremse; 	2	24.3727-0189.2 580189	L= 1.617
1.8 T	132	10/98→06/06		8N-Y-011101→; Scheibenbremse; 	2	24.3727-0189.2 580189	L= 1.617
				→ 8N-Y-011100; Scheibenbremse; 	2	24.3727-0190.2 580190	L= 1.612
AUDI - TT Roadster (8N9) 10/99→12/06							
 Seilzug, Feststellbremse							
1.8 T	110 - 140	01/01→06/06		Scheibenbremse; 	2	24.3727-0189.2 580189	L= 1.617
1.8 T	132	10/99→06/06		8N-Y-011101→; Scheibenbremse; 	2	24.3727-0189.2 580189	L= 1.617
				→ 8N-Y-011100; Scheibenbremse; 	2	24.3727-0190.2 580190	L= 1.612
BMW - 1 (E81) 09/06→09/12							
 Bremsbackensatz, Feststellbremse							
116 d	66	01/11→12/11	➔			03.0137-0379.2 650379	Ø 161 x 20
116 i	85	09/07→12/11					
118 i	95 - 100	09/06→12/11					
120 d	120	03/07→12/11					
116 d	85	11/08→12/11	➔	03/09→ 05/11		03.0137-0379.2 650379	Ø 161 x 20
116 i	90	03/07→12/11	➔	09/07→ 12/08		03.0137-0379.2 650379	Ø 161 x 20
116 i	90	11/08→12/11	➔	01/09→ 05/11		03.0137-0379.2 650379	Ø 161 x 20
118 d	100 - 105	09/06→12/11	➔	04/07→ 05/11		03.0137-0379.2 650379	Ø 161 x 20
118 i	105	09/06→12/11					
120 i	120 - 125	03/07→09/12					
120 d	130 - 145	03/07→12/11	➔	→ 05/11		03.0137-0379.2 650379	Ø 161 x 20
120 i	115	03/07→12/11	➔	→ 03/07		03.0137-0379.2 650379	Ø 161 x 20
123 d	150	03/07→12/11	➔	10/07→ 05/11		03.0137-0305.2 650305	Ø 185 x 20
130 i	190 - 195	09/06→12/11	➔	→ 05/11		03.0137-0305.2 650305	Ø 185 x 20
Zubehörsatz, Feststellbremsbacken							
116 d	66	01/11→12/11				03.0137-9265.2 669265	
116 i	85	09/07→12/11				03.0137-9701.2 669701	
118 i	95 - 100	09/06→12/11				03.0137-9702.2 669702	
120 d	120	03/07→12/11					
116 d	85	11/08→12/11		03/09→ 05/11		03.0137-9265.2 669265	
						03.0137-9701.2 669701	
						03.0137-9702.2 669702	
→							

















	kW			 	! #		
BMW - 1 (E81) 09/06→09/12							
Zubehörsatz, Feststellbremsbacken							
116 i	90	03/07→12/11		09/07→ 12/08		03.0137-9265.2 669265 03.0137-9701.2 669701 03.0137-9702.2 669702	
116 i	90	11/08→12/11		01/09→ 05/11		03.0137-9265.2 669265 03.0137-9701.2 669701 03.0137-9702.2 669702	
118 d 118 i 120 i	100 - 105 105 120 - 125	09/06→12/11 09/06→12/11 03/07→09/12		04/07→ 05/11		03.0137-9265.2 669265 03.0137-9701.2 669701 03.0137-9702.2 669702	
120 d	130 - 145	03/07→12/11		→ 05/11		03.0137-9265.2 669265 03.0137-9701.2 669701 03.0137-9702.2 669702	
120 i	115	03/07→12/11		→ 03/07		03.0137-9265.2 669265 03.0137-9701.2 669701 03.0137-9702.2 669702	
123 d	150	03/07→12/11		10/07→ 05/11		03.0137-9062.2 669062 03.0137-9700.2 669700 03.0137-9702.2 669702	
130 i	190 - 195	09/06→12/11		→ 05/11		03.0137-9062.2 669062 03.0137-9700.2 669700 03.0137-9702.2 669702	
 Seilzug, Feststellbremse							
116 d 116 i 118 i	66 85 95 - 100	01/11→12/11 09/07→12/11 09/06→12/11		↓	2	24.3727-0234.2 580234	L= 1.435
120 d	120	03/07→12/11					
116 d	85	11/08→12/11		03/09→ 05/11; ↓	2	24.3727-0234.2 580234	L= 1.435
116 i	90	03/07→12/11		09/07→ 12/08; ↓	2	24.3727-0234.2 580234	L= 1.435
116 i	90	11/08→12/11		01/09→ 05/11; ↓	2	24.3727-0234.2 580234	L= 1.435
118 d 118 i 120 i	100 - 105 105 120 - 125	09/06→12/11 09/06→12/11 03/07→09/12		04/07→ 05/11; ↓	2	24.3727-0234.2 580234	L= 1.435
120 d 130 i	130 - 145 190 - 195	03/07→12/11 09/06→12/11		→ 05/11; ↓	2	24.3727-0234.2 580234	L= 1.435
120 i	115	03/07→12/11		→ 03/07; ↓	2	24.3727-0234.2 580234	L= 1.435
123 d	150	03/07→12/11		10/07→ 05/11; ↓	2	24.3727-0234.2 580234	L= 1.435
BMW - 1 (E87) 02/03→01/13							
 Bremsbackensatz, Feststellbremse							
116 d	66	01/11→12/11	➡			03.0137-0379.2 650379	Ø 161 x 20
116 d 116 i 120 d	85 90 130	03/09→06/11 01/09→06/11 03/07→06/11	➡	→ 05/11		03.0137-0379.2 650379	Ø 161 x 20
116 i	85	06/04→06/11	➡	09/04→ 08/07		03.0137-0379.2 650379	Ø 161 x 20
116 i	90	09/07→06/11	➡	→ 12/08		03.0137-0379.2 650379	Ø 161 x 20
118 d 118 i 120 d 120 i	90 95 110 110	06/04→02/07 07/04→02/07 06/04→02/07 06/04→02/07	➡	09/04→		03.0137-0379.2 650379	Ø 161 x 20
118 d 118 i 120 i	100 - 105 105 120 - 125	03/07→06/11 09/06→06/11 03/07→06/11	➡	04/07→ 05/11		03.0137-0379.2 650379	Ø 161 x 20
118 i 120 i	100 115	10/06→06/11 03/07→06/11	➡	→ 03/07		03.0137-0379.2 650379	Ø 161 x 20
118 i	125	03/07→12/07	➡	04/07→		03.0137-0379.2 650379	Ø 161 x 20
120 d	120	06/04→06/11	➡	09/04→ 02/07		03.0137-0379.2 650379	Ø 161 x 20
123 d	150	03/07→06/11	➡	10/07→ 05/11		03.0137-0305.2 650305	Ø 185 x 20
130 i	190	03/07→06/11	➡	→ 05/11		03.0137-0305.2 650305	Ø 185 x 20
→							


















	kw			 	! #		
BMW - 1 (E87) 02/03→01/13							
 Bremsbackensatz, Feststellbremse							
130 i	195	09/05→02/07	➔			03.0137-0305.2 650305	Ø 185 x 20
Zubehörsatz, Feststellbremsbacken							
116 d	66	01/11→12/11				03.0137-9265.2 669265 03.0137-9701.2 669701 03.0137-9702.2 669702	
116 d 116 i 120 d	85 90 130	03/09→06/11 01/09→06/11 03/07→06/11		→ 05/11		03.0137-9265.2 669265 03.0137-9701.2 669701 03.0137-9702.2 669702	
116 i	85	06/04→06/11		09/04→ 08/07		03.0137-9265.2 669265 03.0137-9701.2 669701 03.0137-9702.2 669702	
116 i	90	09/07→06/11		→ 12/08		03.0137-9265.2 669265 03.0137-9701.2 669701 03.0137-9702.2 669702	
118 d 118 i 120 d 120 i	90 95 110 110	06/04→02/07 07/04→02/07 06/04→02/07 06/04→02/07		09/04→		03.0137-9265.2 669265 03.0137-9701.2 669701 03.0137-9702.2 669702	
118 d 118 i 120 i	100 - 105 105 120 - 125	03/07→06/11 09/06→06/11 03/07→06/11		04/07→ 05/11		03.0137-9265.2 669265 03.0137-9701.2 669701 03.0137-9702.2 669702	
118 i 120 i	100 115	10/06→06/11 03/07→06/11		→ 03/07		03.0137-9265.2 669265 03.0137-9701.2 669701 03.0137-9702.2 669702	
118 i	125	03/07→12/07		04/07→		03.0137-9265.2 669265 03.0137-9701.2 669701 03.0137-9702.2 669702	
120 d	120	06/04→06/11		09/04→ 02/07		03.0137-9265.2 669265 03.0137-9701.2 669701 03.0137-9702.2 669702	
123 d	150	03/07→06/11		10/07→ 05/11		03.0137-9062.2 669062 03.0137-9700.2 669700 03.0137-9702.2 669702	
130 i	190	03/07→06/11		→ 05/11		03.0137-9062.2 669062 03.0137-9700.2 669700 03.0137-9702.2 669702	
130 i	195	09/05→02/07				03.0137-9062.2 669062 03.0137-9700.2 669700 03.0137-9702.2 669702	
 Seilzug, Feststellbremse							
116 d 130 i	66 195	01/11→12/11 09/05→02/07		⬇	2	24.3727-0234.2 580234	L= 1.435
116 d 116 i 120 d 130 i	85 90 130 190	03/09→06/11 01/09→06/11 03/07→06/11		→ 05/11; ⬇	2	24.3727-0234.2 580234	L= 1.435
116 i	85	06/04→06/11		09/04→ 08/07; ⬇	2	24.3727-0234.2 580234	L= 1.435
116 i	90	09/07→06/11		→ 12/08; ⬇	2	24.3727-0234.2 580234	L= 1.435
118 d 118 i 120 d 120 i	90 95 110 110	06/04→02/07 07/04→02/07 06/04→02/07 06/04→02/07		09/04→; ⬇	2	24.3727-0234.2 580234	L= 1.435
118 d 118 i 120 i	100 - 105 105 120 - 125	03/07→06/11 09/06→06/11 03/07→06/11		04/07→ 05/11; ⬇	2	24.3727-0234.2 580234	L= 1.435
118 i 120 i	100 115	10/06→06/11 03/07→06/11		→ 03/07; ⬇	2	24.3727-0234.2 580234	L= 1.435
118 i	125	03/07→12/07		04/07→; ⬇	2	24.3727-0234.2 580234	L= 1.435
120 d	120	06/04→06/11		09/04→ 02/07; ⬇	2	24.3727-0234.2 580234	L= 1.435
123 d	150	03/07→06/11		10/07→ 05/11; ⬇	2	24.3727-0234.2 580234	L= 1.435































	kW			 	! #		
BMW - 1 (F20) 07/11→06/19							
 Bremsbackensatz, Feststellbremse							
114 d 116 d 116 i	70 85 80	11/12→06/19 07/11→06/19 07/11→06/19	➔			03.0137-0379.2 650379	Ø 161 x 20
118 d	100	07/11→06/19					
118 d xDrive	110 105	07/11→06/19 07/13→06/19					
118 i	125 100	07/11→06/19					
120 d	147 120	07/11→06/19					
120 d xDrive	135 147	11/12→06/19					
120 i	135 130	03/15→06/19					
125 d	155	03/12→06/19					
125 i	165 160	03/12→06/19					
125 i Active Flex	175 160	11/14→11/17					
M 135 i	240	03/15→06/16					
M 135 i xDrive	235 240	11/12→06/16					
M 140 i	250	07/16→06/19					
M 140 i xDrive	250	07/16→06/19					
114 i M 135 i	75 235	07/12→02/15 07/12→02/15	➔	09/12→		03.0137-0379.2 650379	Ø 161 x 20
Zubehörsatz, Feststellbremsbacken							
114 d 116 d 116 i	70 85 80	11/12→06/19 07/11→06/19 07/11→06/19				03.0137-9265.2 669265 03.0137-9701.2 669701 03.0137-9702.2 669702	
118 d	100	07/11→06/19					
118 d xDrive	110 105	07/11→06/19 07/13→06/19					
118 i	125 100	07/11→06/19					
120 d	147 120	07/11→06/19					
120 d xDrive	135 147	11/12→06/19					
120 i	135 130	03/15→06/19					
125 d	155	03/12→06/19					
125 i	165 160	03/12→06/19					
125 i Active Flex	175 160	11/14→11/17					
M 135 i	240	03/15→06/16					
M 135 i xDrive	235 240	11/12→06/16					
M 140 i	250	07/16→06/19					
M 140 i xDrive	250	07/16→06/19					
114 i M 135 i	75 235	07/12→02/15 07/12→02/15		09/12→		03.0137-9265.2 669265 03.0137-9701.2 669701 03.0137-9702.2 669702	
 Seilzug, Feststellbremse							
114 d 116 d 116 i	70 85 80	11/12→06/19 07/11→06/19 07/11→06/19		nicht für heiße Klimazonen; Scheibenbremse; 	2	24.3727-0248.2 580248	L= 1.463
118 d	100	07/11→06/19					
118 d xDrive	110 105	07/11→06/19 07/13→06/19					
118 i	125 100	07/11→06/19					
120 d	147 120	07/11→06/19					
120 d xDrive	135 147	11/12→06/19					
120 i	135 130	03/15→06/19					
125 d	155	03/12→06/19					
125 i	165 160	03/12→06/19					
→	175						











	kW			 	! #		
BMW - 1 (F20) 07/11→06/19							
 Seilzug, Feststellbremse							
125 i Active Flex	160	11/14→11/17		nicht für heiße Klimazonen; Scheibenbremse; 	2	24.3727-0248.2 580248	L= 1.463
114 i	75	07/12→02/15		09/12→; Scheibenbremse; 	2	24.3727-0248.2 580248	L= 1.463
M 135 i M 135 i xDrive	235 235	07/12→02/15 11/12→02/15		01/15→; Scheibenbremse; 	2	24.3727-0248.2 580248	L= 1.463
M 135 i M 135 i xDrive M 140 i M 140 i xDrive	240 240 250 250	03/15→06/16 03/15→06/16 07/16→06/19 07/16→06/19		Scheibenbremse; 	2	24.3727-0248.2 580248	L= 1.463
BMW - 1 (F21) 12/11→							
 Bremsbackensatz, Feststellbremse							
114 d 116 d 116 i	70 85 80 -	06/15→ 12/11→ 12/11→	➔			03.0137-0379.2 650379	Ø 161 x 20
118 d	100 - 110	12/11→					
118 d xDrive	105 - 110	05/13→					
118 i	100 - 125	07/12→					
120 d	120 - 147	01/12→					
120 d xDrive 120 i	140 130 -	03/15→ 03/15→					
125 d 125 i	165 165 -	03/15→ 03/13→					
M 135 i M 135 i xDrive M 140 i M 140 i xDrive	240 240 250 250	03/15→ 03/15→ 10/15→ 09/15→					
114 d	70	07/12→	➔	10/12→		03.0137-0379.2 650379	Ø 161 x 20
114 i M 135 i	75 235	12/11→ 12/11→	➔	09/12→		03.0137-0379.2 650379	Ø 161 x 20
120 d xDrive M 135 i xDrive	135 - 147 235	01/12→ 02/12→	➔	07/12→		03.0137-0379.2 650379	Ø 161 x 20
125 d 125 i	155 - 160 160	12/11→ 12/11→12/19	➔	03/12→		03.0137-0379.2 650379	Ø 161 x 20
Zubehörsatz, Feststellbremsbacken							
114 d 116 d 116 i	70 85 80 -	06/15→ 12/11→ 12/11→				03.0137-9265.2 669265 03.0137-9701.2 669701 03.0137-9702.2 669702	
118 d	100 - 110	12/11→					
118 d xDrive	105 - 110	05/13→					
118 i	100 - 125	07/12→					
120 d	120 - 147	01/12→					
120 d xDrive 120 i	140 130 -	03/15→ 03/15→					
125 d 125 i	165 165 -	03/15→ 03/13→					
M 135 i M 135 i xDrive M 140 i M 140 i xDrive	240 240 250 250	03/15→ 03/15→ 10/15→ 09/15→					
114 d	70	07/12→		10/12→		03.0137-9265.2 669265 03.0137-9701.2 669701 03.0137-9702.2 669702	
114 i M 135 i	75 235	12/11→ 12/11→		09/12→		03.0137-9265.2 669265 03.0137-9701.2 669701 03.0137-9702.2 669702	
120 d xDrive M 135 i xDrive	135 - 147 235	01/12→ 02/12→		07/12→		03.0137-9265.2 669265 03.0137-9701.2 669701 03.0137-9702.2 669702	
→							










	kW					! #		
BMW - 1 (F21) 12/11→								
Zubehörsatz, Feststellbremsbacken								
125 d	155 - 160	12/11→		03/12→			03.0137-9265.2 669265	
125 i	160	12/11→12/19					03.0137-9701.2 669701	
							03.0137-9702.2 669702	
 Seilzug, Feststellbremse								
114 d	70	06/15→		nicht für heiße Klimazonen; Scheibenbremse; 	2	24.3727-0248.2 580248	L= 1.463	
116 d	85	12/11→						
116 i	80 - 100	12/11→						
118 d	100 - 110	12/11→						
118 d xDrive	105 - 110	05/13→						
118 i	100 - 125	07/12→						
120 d	120 - 147	01/12→						
120 d xDrive	140	03/15→						
120 i	130 - 135	03/15→						
125 d	165	03/15→						
125 i	165 - 175	03/13→						
114 d	70	07/12→		10/12→; nicht für heiße Klimazonen; Scheibenbremse; 	2	24.3727-0248.2 580248	L= 1.463	
114 i	75	12/11→		09/12→; Scheibenbremse; 	2	24.3727-0248.2 580248	L= 1.463	
120 d xDrive	135 - 147	01/12→		07/12→; nicht für heiße Klimazonen; Scheibenbremse; 	2	24.3727-0248.2 580248	L= 1.463	
125 d	155 - 160	12/11→		03/12→; nicht für heiße Klimazonen; Scheibenbremse; 	2	24.3727-0248.2 580248	L= 1.463	
125 i	160	12/11→12/19						
M 135 i	235	12/11→		01/15→; Scheibenbremse; 	2	24.3727-0248.2 580248	L= 1.463	
M 135 i xDrive	235	02/12→						
M 135 i	240	03/15→		Scheibenbremse; 	2	24.3727-0248.2 580248	L= 1.463	
M 135 i xDrive	240	03/15→						
M 140 i	250	10/15→						
M 140 i xDrive	250	09/15→						
BMW - 1 Cabriolet (E88) 12/07→12/13								
 Bremsbackensatz, Feststellbremse								
118 d	100 - 105	09/08→12/13	➡	→ 10/13		03.0137-0379.2 650379	∅ 161 x 20	
118 i	100 - 105	03/08→12/13						
120 d	120 - 145	03/08→12/13						
120 i	115 - 120	03/08→12/13						
120 i	125	12/07→10/13	➡			03.0137-0379.2 650379	∅ 161 x 20	
125 i	160	12/07→10/13						
128 i	172	12/07→10/13						
123 d	150	09/08→12/13	➡	→ 10/13		03.0137-0305.2 650305	∅ 185 x 20	
135 i	240	03/08→12/13						
135 i	225	03/08→10/13	➡			03.0137-0305.2 650305	∅ 185 x 20	
Zubehörsatz, Feststellbremsbacken								
118 d	100 - 105	09/08→12/13		→ 10/13		03.0137-9701.2 669701		
118 i	100 - 105	03/08→12/13				03.0137-9702.2 669702		
120 d	120 - 145	03/08→12/13	➡	→ 10/13		03.0137-9265.2 669265		
120 i	115 - 120	03/08→12/13						
120 i	125	12/07→10/13				03.0137-9701.2 669701		
125 i	160	12/07→10/13				03.0137-9702.2 669702		
128 i	172	12/07→10/13	➡			03.0137-9265.2 669265		
123 d	150	09/08→12/13		→ 10/13		03.0137-9700.2 669700		
135 i	240	03/08→12/13				03.0137-9702.2 669702		
			➡	→ 10/13		03.0137-9062.2 669062		
135 i	225	03/08→10/13				03.0137-9700.2 669700		
			➡			03.0137-9702.2 669702		
→			➡			03.0137-9062.2 669062		








	kW			 	! #		
BMW - 1 Cabriolet (E88) 12/07→12/13							
 Seilzug, Feststellbremse							
118 d	100 - 105	09/08→12/13		→ 10/13; Scheibenbremse; 	2	24.3727-0234.2 580234	L= 1.435
118 i	100 - 105	03/08→12/13					
120 d	120 - 145	03/08→12/13					
120 i	115 - 120	03/08→12/13					
123 d	150	09/08→12/13					
135 i	240	03/08→12/13					
120 i	125	12/07→10/13		Scheibenbremse; 	2	24.3727-0234.2 580234	L= 1.435
125 i	160	12/07→10/13					
128 i	172	12/07→10/13					
135 i	225	03/08→10/13					
BMW - 1 Coupe (E82) 10/06→10/13							
 Bremsbackensatz, Feststellbremse							
118 d	100 - 105	09/09→10/13	➔			03.0137-0379.2 650379	Ø 161 x 20
120 d	120 - 130	09/07→10/13					
120 i	115	09/09→10/13					
125 i	160	03/08→10/13					
120 d	145	09/07→10/13	➔	10/07→		03.0137-0379.2 650379	Ø 161 x 20
120 i	125	10/07→10/13	➔	09/09→		03.0137-0379.2 650379	Ø 161 x 20
123 d	150	10/07→10/13	➔			03.0137-0305.2 650305	Ø 185 x 20
135 i	225 - 240	10/07→10/13					
M	250	03/11→06/12	➔	05/11→		03.0137-0305.2 650305	Ø 185 x 20
Zubehörsatz, Feststellbremsbacken							
118 d	100 - 105	09/09→10/13				03.0137-9701.2 669701	
120 d	120 - 130	09/07→10/13	➔			03.0137-9702.2 669702	
120 i	115	09/09→10/13					
125 i	160	03/08→10/13					
120 d	145	09/07→10/13		10/07→		03.0137-9701.2 669701	
			➔	10/07→		03.0137-9702.2 669702	
120 i	125	10/07→10/13		09/09→		03.0137-9701.2 669701	
			➔	09/09→		03.0137-9702.2 669702	
123 d	150	10/07→10/13				03.0137-9700.2 669700	
135 i	225 - 240	10/07→10/13	➔			03.0137-9062.2 669062	
M	250	03/11→06/12		05/11→		03.0137-9700.2 669700	
			➔	05/11→		03.0137-9062.2 669062	
 Seilzug, Feststellbremse							
118 d	100 - 105	09/09→10/13		Scheibenbremse; 	2	24.3727-0234.2 580234	L= 1.435
120 d	120 - 130	09/07→10/13					
120 i	115	09/09→10/13					
123 d	150	10/07→10/13					
125 i	160	03/08→10/13					
135 i	225 - 240	10/07→10/13					
120 d	145	09/07→10/13		10/07→; Scheibenbremse; 	2	24.3727-0234.2 580234	L= 1.435
120 i	125	10/07→10/13		09/09→; Scheibenbremse; 	2	24.3727-0234.2 580234	L= 1.435
M	250	03/11→06/12		05/11→; Scheibenbremse; 	2	24.3727-0234.2 580234	L= 1.435
BMW - 1 Van (F20) 03/15→06/19							
 Bremsbackensatz, Feststellbremse							
118 d	110	03/15→06/19	➔			03.0137-0379.2 650379	Ø 161 x 20
118 i	100	07/15→06/19					
120 d	140	03/15→06/19					
120 i	135	07/16→06/19					
M 140 i	250	07/16→06/19					
Zubehörsatz, Feststellbremsbacken							
118 d	110	03/15→06/19				03.0137-9265.2 669265	
➔							
















	kw				! #		
BMW - 1 Van (F20) 03/15→06/19							
Zubehörsatz, Feststellbremsbacken							
118 i	100	07/15→06/19				03.0137-9701.2 669701	
120 d	140	03/15→06/19				03.0137-9702.2 669702	
120 i	135	07/16→06/19					
M 140 i	250	07/16→06/19					
 Seilzug, Feststellbremse							
118 d	110	03/15→06/19		nicht für heiße Klimazonen; Scheibenbremse; 	2	24.3727-0248.2 580248	L= 1.463
118 i	100	07/15→06/19					
120 d	140	03/15→06/19					
120 i	135	07/16→06/19					
M 140 i	250	07/16→06/19		Scheibenbremse; 	2	24.3727-0248.2 580248	L= 1.463
BMW - 2 Cabriolet (F23) 03/14→							
 Bremsbackensatz, Feststellbremse							
218 d	100 - 110	07/15→	➔			03.0137-0379.2 650379	Ø 161 x 20
218 i	100	03/15→					
220 i	135	09/15→					
225 d	165	07/15→					
225 i	135	10/17→					
228 i	180	11/14→					
230 i	185	07/16→					
M 235 i	240	11/14→					
M 235 i xDrive	240	07/15→					
M 240 i	250	09/15→					
M 240 i xDrive	250	09/15→					
220 d	120 - 140	03/14→	➔	11/14→		03.0137-0379.2 650379	Ø 161 x 20
220 i	135	04/14→07/16					
Zubehörsatz, Feststellbremsbacken							
218 d	100 - 110	07/15→				03.0137-9265.2 669265	
218 i	100	03/15→				03.0137-9701.2 669701	
220 i	135	09/15→				03.0137-9702.2 669702	
225 d	165	07/15→					
225 i	135	10/17→					
228 i	180	11/14→					
230 i	185	07/16→					
M 235 i	240	11/14→					
M 235 i xDrive	240	07/15→					
M 240 i	250	09/15→					
M 240 i xDrive	250	09/15→					
220 d	120 - 140	03/14→	➔	11/14→		03.0137-9265.2 669265	
220 i	135	04/14→07/16				03.0137-9701.2 669701	
						03.0137-9702.2 669702	
 Seilzug, Feststellbremse							
218 d	100 - 110	07/15→		nicht für heiße Klimazonen; 	2	24.3727-0248.2 580248	L= 1.463
218 i	100	03/15→					
220 d	120 - 140	03/14→	➔	11/14→; für Fahrzeuge ohne Anhängervorrichtung; 	2	24.3727-0248.2 580248	L= 1.463
225 d	165	07/15→		für Fahrzeuge ohne Anhängervorrichtung; 	2	24.3727-0248.2 580248	L= 1.463
BMW - 2 Coupe (F22, F87) 10/12→							
 Bremsbackensatz, Feststellbremse							
218 d	100 - 110	03/14→	➔			03.0137-0379.2 650379	Ø 161 x 20
218 i	100	03/15→					
220 d	120	11/14→					
220 d xDrive	120	03/15→					
220 i	135	10/13→					
225 d	160 - 165	01/14→					
225 i	135	10/17→					
228 i	180	07/14→					
230 i	185	07/16→					
M 235 i	240	10/13→					
M 235 i xDrive	240	07/14→					
M 240 i	250	09/15→					
M 240 i xDrive	250	09/15→					
220 d	135 - 147	10/12→11/14	➔	10/13→		03.0137-0379.2 650379	Ø 161 x 20
220 d	140	03/14→	➔	11/14→		03.0137-0379.2 650379	Ø 161 x 20
→							









	kW					! #		
BMW - 2 Coupe (F22, F87) 10/12→								
 Bremsbackensatz, Feststellbremse								
220 d xDrive	140	06/14→	➔	03/15→			03.0137-0379.2 650379	Ø 161 x 20
M2	272	11/15→06/18	➔				03.0137-0305.2 650305	Ø 185 x 20
M2 Competition	302	06/18→						
M2 CS	331	11/19→						
Zubehörsatz, Feststellbremsbacken								
218 d	100 - 110	03/14→					03.0137-9265.2 669265	
218 i	100	03/15→					03.0137-9701.2 669701	
220 d	120	11/14→					03.0137-9702.2 669702	
220 d xDrive	120	03/15→						
220 i	135	10/13→						
225 d	160 - 165	01/14→						
225 i	135	10/17→						
228 i	180	07/14→						
230 i	185	07/16→						
M 235 i	240	10/13→						
M 235 i xDrive	240	07/14→						
M 240 i	250	09/15→						
M 240 i xDrive	250	09/15→						
220 d	135 - 147	10/12→11/14		10/13→			03.0137-9265.2 669265	
							03.0137-9701.2 669701	
							03.0137-9702.2 669702	
220 d	140	03/14→		11/14→			03.0137-9265.2 669265	
							03.0137-9701.2 669701	
							03.0137-9702.2 669702	
220 d xDrive	140	06/14→		03/15→			03.0137-9265.2 669265	
							03.0137-9701.2 669701	
							03.0137-9702.2 669702	
M2	272	11/15→06/18					03.0137-9062.2 669062	
M2 Competition	302	06/18→					03.0137-9700.2 669700	
M2 CS	331	11/19→					03.0137-9702.2 669702	
 Seilzug, Feststellbremse								
218 d	100 - 110	03/14→		nicht für heiße Klimazonen; Scheibenbremse; ⚠	2	24.3727-0248.2 580248		L= 1.463
218 i	100	03/15→						
M 240 i	250	09/15→						
M 240 i xDrive	250	09/15→						
220 d	120	11/14→		- AHK; Scheibenbremse; ⚠	2	24.3727-0248.2 580248		L= 1.463
220 d xDrive	120	03/15→						
225 d	160 - 165	01/14→						
220 d	135 - 147	10/12→11/14		10/13→; - AHK; Scheibenbremse; ⚠	2	24.3727-0248.2 580248		L= 1.463
220 d	140	03/14→		11/14→; - AHK; Scheibenbremse; ⚠	2	24.3727-0248.2 580248		L= 1.463
220 d xDrive	140	06/14→		03/15→; - AHK; Scheibenbremse; ⚠	2	24.3727-0248.2 580248		L= 1.463
BMW - 3 (E36) 09/90→11/98								
 Radbremszylinder								
316 i	75	09/93→05/98	➔		2	24.3223-1601.3 020293		GG
318 i	85	09/93→11/98						
318 tds	66	01/95→02/98						
Zubehörsatz, Bremsbacken								
316 i	75	09/93→05/98	➔				03.0137-9147.2 669147	
318 i	85	09/93→11/98						
318 tds	66	01/95→02/98						
 Bremstrommel								
316 i	75	09/93→05/98	➔			24.0222-8013.1 480030		Ø 270 x 47 / 229,5
318 i	85	09/93→11/98						
318 tds	66	01/95→02/98						
 Bremsbackensatz								
316 i	75	09/93→05/98	➔			03.0137-0247.2 650247		Ø 229 x 42 + HEB
318 i	85	09/93→11/98				03.0420-1223.3 681223		TRW Ø 229 x 42 + RZ / + Zub Kit
318 tds	66	01/95→02/98				03.0520-1223.3 691223		Ø 229 x 42 + RZ / + Zub TopKit
 Bremsbackensatz, Feststellbremse								
316 i	75	09/93→05/98	➔			03.0137-0248.2 650248		Ø 161 x 25
➔								













	kw			 	! #		
BMW - 3 (E36) 09/90→11/98							
 Bremsbackensatz, Feststellbremse							
318 i	85	09/93→11/98	➔			03.0137-0248.2 650248	Ø 161 x 25
318 is	103	01/96→05/98					
318 tds	66	01/95→02/98					
320 i	110	01/91→02/98					
323 i	125	05/95→11/98					
325 td	85	09/91→02/98					
325 tds	105	05/93→02/98					
328 i	142	01/95→04/98					
M3 3.2	236	10/95→01/98	➔			03.0137-0150.2 650150	Ø 180 x 25
Zubehörsatz, Feststellbremsbacken							
316 i	75	09/93→05/98				03.0137-9148.2 669148	
318 i	85	09/93→11/98					
318 is	103	01/96→05/98					
318 tds	66	01/95→02/98					
320 i	110	01/91→02/98					
323 i	125	05/95→11/98					
325 td	85	09/91→02/98					
325 tds	105	05/93→02/98					
328 i	142	01/95→04/98					
M3 3.2	236	10/95→01/98					
 Seilzug, Feststellbremse							
316 i	75	09/93→05/98		+ ABS; Scheibenbremse; ⚡	2	24.3727-0214.2 580214	L= 1.631
318 i	85	09/93→11/98					
318 tds	66	01/95→02/98		Trommelbremse; ⚡	2	24.3727-0218.2 580218	L= 1.764
318 is	103	01/96→05/98					
320 i	110	01/91→02/98		Scheibenbremse; ⚡	2	24.3727-0214.2 580214	L= 1.631
323 i	125	05/95→11/98					
325 td	85	09/91→02/98					
325 tds	105	05/93→02/98					
328 i	142	01/95→04/98					
M3 3.2	236	10/95→01/98					
BMW - 3 (E46) 12/97→05/05							
 Bremsbackensatz, Feststellbremse							
316 i	77 - 85	12/98→02/05	➔			03.0137-0379.2 650379	Ø 161 x 20
318 d	85	09/01→02/05					
318 i	87 - 105	12/97→02/05					
320 d	95 - 110	02/98→05/05					
320 i	110 - 125	03/98→02/05					
323 i	120 - 125	03/98→09/00					
325 i	141	09/00→02/05					
328 i	142	02/98→06/00					
325 xi	141	09/00→02/05	➔			03.0137-0305.2 650305	Ø 185 x 20
330 d	135 - 150	10/99→02/05					
330 i	170	06/00→02/05					
330 xi	170	06/00→02/05					
330 i	168	01/01→04/05	➔	→ 02/05		03.0137-0305.2 650305	Ø 185 x 20
330 xd	135	01/00→02/03	➔	06/00→		03.0137-0305.2 650305	Ø 185 x 20
330 xd	150	09/02→12/04	➔	03/03→		03.0137-0305.2 650305	Ø 185 x 20
Zubehörsatz, Feststellbremsbacken							
316 i	77 - 85	12/98→02/05				03.0137-9265.2 669265	
318 d	85	09/01→02/05				03.0137-9701.2 669701	
318 i	87 - 105	12/97→02/05				03.0137-9702.2 669702	
320 d	95 - 110	02/98→05/05					
320 i	110 - 125	03/98→02/05					
323 i	120 - 125	03/98→09/00					
325 i	141	09/00→02/05					
328 i	142	02/98→06/00					
325 xi	141	09/00→02/05				03.0137-9062.2 669062	
330 d	135 - 150	10/99→02/05				03.0137-9700.2 669700	
330 i	170	06/00→02/05				03.0137-9702.2 669702	
330 xi	170	06/00→02/05					
330 i	168	01/01→04/05		→ 02/05		03.0137-9062.2 669062	
➔							










	kw			 	! #		
BMW - 3 (E46) 12/97→05/05							
Zubehörsatz, Feststellbremsbacken							
330 i	168	01/01→04/05		→ 02/05		03.0137-9700.2 669700 03.0137-9702.2 669702	
330 xd	135	01/00→02/03		06/00→		03.0137-9062.2 669062 03.0137-9700.2 669700 03.0137-9702.2 669702	
330 xd	150	09/02→12/04		03/03→		03.0137-9062.2 669062 03.0137-9700.2 669700 03.0137-9702.2 669702	
 Seilzug, Feststellbremse							
316 i	77 - 85	12/98→02/05		<input type="checkbox"/>		24.3727-0223.2 580223	L= 1.708
318 d	85	09/01→02/05		Scheibenbremse; <input type="checkbox"/>		24.3727-0224.2 580224	L= 1.693
318 i	87 - 105	12/97→02/05					
320 d	95 - 110	02/98→05/05					
320 i	110 - 125	03/98→02/05					
323 i	120 - 125	03/98→09/00					
325 i	141	09/00→02/05					
325 xi	141	09/00→02/05					
328 i	142	02/98→06/00					
330 d	135 - 150	10/99→02/05					
330 i	170	06/00→02/05					
330 xi	170	06/00→02/05					
330 i	168	01/01→04/05		→ 02/05; <input type="checkbox"/>		24.3727-0223.2 580223	L= 1.708
				→ 02/05; Scheibenbremse; <input type="checkbox"/>		24.3727-0224.2 580224	L= 1.693
330 xd	135	01/00→02/03		06/00→; <input type="checkbox"/>		24.3727-0223.2 580223	L= 1.708
				06/00→; Scheibenbremse; <input type="checkbox"/>		24.3727-0224.2 580224	L= 1.693
330 xd	150	09/02→12/04		03/03→; <input type="checkbox"/>		24.3727-0223.2 580223	L= 1.708
				03/03→; Scheibenbremse; <input type="checkbox"/>		24.3727-0224.2 580224	L= 1.693
BMW - 3 (E90) 02/04→02/12							
 Bremsbackensatz, Feststellbremse							
316 d	85	07/09→12/11	➔			03.0137-0379.2 650379	Ø 161 x 20
316 i	90	09/07→10/11					
318 d	100 - 105	02/07→10/11					
318 i	95 - 105	09/05→10/11					
320 d	120	12/04→10/11					
320 i	110 - 125	12/04→12/11					
316 i	85	09/05→10/11	➔	→ 08/07		03.0137-0379.2 650379	Ø 161 x 20
320 i	115	02/07→12/11					
318 d	90	03/05→08/07	➔	09/05→		03.0137-0379.2 650379	Ø 161 x 20
320 d	110 - 135	12/04→10/11	➔	für Behördenfahrzeuge		03.0137-0305.2 650305	Ø 185 x 20
			➔	nicht für Behördenfahrzeuge		03.0137-0379.2 650379	Ø 161 x 20
320 d xDrive	120 - 135	09/08→10/11	➔			03.0137-0305.2 650305	Ø 185 x 20
320 si	127	09/05→08/06					
325 d	145 - 150	09/06→10/11					
325 i xDrive	155 - 160	09/08→10/11					
325 xi	160	09/05→08/08					
330 d	155 - 180	09/05→12/11					
330 d xDrive	180	09/08→10/11					
330 i	190 - 200	12/04→12/11					
330 i xDrive	200	09/08→10/11					
330 xd	170	09/05→08/08					
330 xi	190 - 200	09/05→08/08					
335 d	210	09/06→12/11					
335 i	225	09/06→12/11					
335 i xDrive	224 - 240	05/08→10/11					
335 xi	225 - 240	09/06→08/08					
M3	309	12/07→10/11					












	kW			 	! #		
BMW - 3 (E90) 02/04→02/12							
Bremsbackensatz, Feststellbremse							
M3 CRT	331	03/11→12/11	➔			03.0137-0305.2 650305	Ø 185 x 20
323 i	130 - 140	09/05→12/11	➔	für erhöhte Nutzlast		03.0137-0305.2 650305	Ø 185 x 20
325 i	155 - 160	12/04→12/11	➔	nicht für erhöhte Nutzlast		03.0137-0379.2 650379	Ø 161 x 20
328 i	172	09/06→12/11					
335 i	220 - 240	03/06→12/11	➔	09/06→		03.0137-0305.2 650305	Ø 185 x 20
335 xi	224	09/06→06/08	➔	03/07→		03.0137-0305.2 650305	Ø 185 x 20
Zubehörsatz, Feststellbremsbacken							
316 d	85	07/09→12/11				03.0137-9701.2 669701	
316 i	90	09/07→10/11				03.0137-9702.2 669702	
318 d	100	09/07→10/11					
318 i	95 - 105	09/05→10/11	➔			03.0137-9265.2 669265	
320 d	120	12/04→10/11					
320 i	110 - 125	12/04→10/11					
316 i	85	09/05→10/11		→ 08/07		03.0137-9701.2 669701	
320 i	115	02/07→12/11		→ 08/07		03.0137-9702.2 669702	
			➔	→ 08/07		03.0137-9265.2 669265	
318 d	90	03/05→08/07		09/05→		03.0137-9701.2 669701	
			➔	09/05→		03.0137-9702.2 669702	
			➔	09/05→		03.0137-9265.2 669265	
318 d	105	02/07→10/11		09/07→		03.0137-9701.2 669701	
320 i	120	03/07→12/11				03.0137-9702.2 669702	
			➔			03.0137-9265.2 669265	
320 d	110 - 115	12/04→09/07		09/05→; für Behördenfahrzeuge		03.0137-9700.2 669700	
				09/05→; nicht für Behördenfahrzeuge		03.0137-9701.2 669701	
				09/05→		03.0137-9702.2 669702	
			➔	für Behördenfahrzeuge		03.0137-9062.2 669062	
			➔	nicht für Behördenfahrzeuge		03.0137-9265.2 669265	
320 d	130 - 135	09/07→10/11		für Behördenfahrzeuge		03.0137-9700.2 669700	
				nicht für Behördenfahrzeuge		03.0137-9701.2 669701	
						03.0137-9702.2 669702	
			➔	für Behördenfahrzeuge		03.0137-9062.2 669062	
			➔	nicht für Behördenfahrzeuge		03.0137-9265.2 669265	
320 d xDrive	120 - 135	09/08→10/11				03.0137-9700.2 669700	
325 d	145 - 150	09/06→10/11				03.0137-9702.2 669702	
325 i xDrive	155 - 160	09/08→10/11	➔			03.0137-9062.2 669062	
325 xi	160	09/05→08/08					
330 d	155 - 180	09/05→12/11					
330 d xDrive	180	09/08→10/11					
330 i	190 - 200	12/04→12/11					
330 i xDrive	200	09/08→10/11					
330 xd	170	09/05→08/08					
330 xi	190 - 200	09/05→08/08					
335 d	210	09/06→12/11					
335 i	225	09/06→12/11					
335 i xDrive	224 - 240	05/08→10/11					
335 xi	225	03/07→08/08					
M3	309	12/07→10/11					
M3 CRT	331	03/11→12/11					
320 si	127	09/05→08/06	➔			03.0137-9062.2 669062	
			➔	06/06→		03.0137-9702.2 669702	
			➔	06/06→		03.0137-9700.2 669700	
323 i	130 - 140	09/05→12/11		für erhöhte Nutzlast		03.0137-9700.2 669700	
325 i	155 - 160	12/04→12/11		nicht für erhöhte Nutzlast		03.0137-9701.2 669701	
						03.0137-9702.2 669702	
328 i	172	09/06→12/11	➔	für erhöhte Nutzlast		03.0137-9062.2 669062	
			➔	nicht für erhöhte Nutzlast		03.0137-9265.2 669265	
→							

















	kw			 	! #		
BMW - 3 (E90) 02/04→02/12							
Zubehörsatz, Feststellbremsbacken							
335 i	220 - 240	03/06→12/11		09/06→		03.0137-9700.2 669700 03.0137-9702.2 669702	
			➔	09/06→		03.0137-9062.2 669062	
335 xi	224	09/06→06/08		03/07→		03.0137-9700.2 669700 03.0137-9702.2 669702	
			➔			03.0137-9062.2 669062	
335 xi	240	09/06→06/08		03/07→		03.0137-9700.2 669700 03.0137-9702.2 669702	
			➔	03/07→		03.0137-9062.2 669062	
 Seilzug, Feststellbremse							
316 d	85	07/09→12/11		Scheibenbremse; 	2	24.3727-0233.2 580233	L= 1.535
316 i	90	09/07→10/11					
318 d	100	09/07→10/11					
318 i	95 - 105	09/05→10/11					
320 d	110 - 135	12/04→10/11					
320 d xDrive	120 - 135	09/08→10/11					
320 i	110 - 125	12/04→12/11					
320 si	127	09/05→08/06					
323 i	130 - 140	09/05→12/11					
325 d	145 - 150	09/06→10/11					
325 i	155 - 160	12/04→12/11					
325 i xDrive	155 - 160	09/08→10/11					
325 xi	160	09/05→08/08					
328 i	172	09/06→12/11					
330 d	155 - 180	09/05→12/11					
330 d xDrive	180	09/08→10/11					
330 i	190 - 200	12/04→12/11					
330 i xDrive	200	09/08→10/11					
330 xd	170	09/05→08/08					
330 xi	190 - 200	09/05→08/08					
335 d	210	09/06→12/11					
335 i	225	09/06→12/11					
335 i xDrive	224 - 240	05/08→10/11					
335 xi	224 - 225	09/06→08/08					
M3	309	12/07→10/11					
M3 CRT	331	03/11→12/11					
316 i	85	09/05→10/11		→ 08/07; Scheibenbremse; 	2	24.3727-0233.2 580233	L= 1.535
320 i	115	02/07→12/11					
318 d	90	03/05→08/07		09/05→; Scheibenbremse; 	2	24.3727-0233.2 580233	L= 1.535
318 d	105	02/07→10/11		09/07→; Scheibenbremse; 	2	24.3727-0233.2 580233	L= 1.535
335 i	220 - 240	03/06→12/11		09/06→; Scheibenbremse; 	2	24.3727-0233.2 580233	L= 1.535
335 xi	240	09/06→06/08		03/07→; Scheibenbremse; 	2	24.3727-0233.2 580233	L= 1.535
BMW - 3 (F30, F80) 11/11→10/18							
 Bremsbackensatz, Feststellbremse							
316 d	85	03/12→10/18	➔			03.0137-0379.2 650379	Ø 161 x 20
318 d	100 - 110	03/12→10/18					
318 i	100	07/15→10/18					
320 d	140	07/15→10/18					
320 i	125 - 135	03/12→10/18					
325 d	165	03/16→02/18					
316 i	100	07/12→08/16	➔	11/12→		03.0137-0379.2 650379	Ø 161 x 20
318 d xDrive	105 - 110	07/13→02/18	➔			03.0137-0305.2 650305	Ø 185 x 20
320 d xDrive	120 - 147	08/12→10/18					
320 i xDrive	135	07/12→10/18					
328 i xDrive	180	07/12→08/16					
330 d	190	07/12→10/18					
➔							














	kW			 	! #		
BMW - 3 (F30, F80) 11/11→10/18							
 Bremsbackensatz, Feststellbremse							
330 d xDrive	190	03/13→10/18	➔			03.0137-0305.2 650305	Ø 185 x 20
330 i	185	07/15→10/18					
330 i xDrive	185	07/15→10/18					
335 d xDrive	230	07/13→10/18					
335 i	250	07/13→07/15					
335 i xDrive	225 - 250	07/12→07/15					
340 i	240 - 265	07/15→10/18					
340 i xDrive	240 - 265	07/15→10/18					
ActiveHybrid	225 - 250	07/12→06/15					
M3	317	03/14→10/18					
M3 Competition	331	03/16→10/18					
M3 CS	338	01/18→10/18					
320 d	120 - 147	11/11→10/18	➔	02/12→		03.0137-0379.2 650379	Ø 161 x 20
325 d	155 - 160	03/13→02/16	➔	04/13→		03.0137-0379.2 650379	Ø 161 x 20
328i	160	11/11→06/15	➔	02/12→; Motorcode: N20		03.0137-0305.2 650305	Ø 185 x 20
328 i	180	11/11→10/18	➔	02/12→; Motorcode: N26		03.0137-0379.2 650379	Ø 161 x 20
330 d	210	07/12→10/18	➔	09/15→		03.0137-0305.2 650305	Ø 185 x 20
330 d xDrive	210	03/13→10/18					
330 e	135 - 185	11/15→10/18	➔	01/16→		03.0137-0305.2 650305	Ø 185 x 20
335 i	225 - 240	11/11→07/15	➔	02/12→		03.0137-0305.2 650305	Ø 185 x 20
Zubehörsatz, Feststellbremsbacken							
316 d	85	03/12→10/18				03.0137-9265.2 669265	
318 d	100 - 110	03/12→10/18				03.0137-9701.2 669701	
318 i	100	07/15→10/18				03.0137-9702.2 669702	
320 d	140	07/15→10/18					
320 i	125 - 135	03/12→10/18					
325 d	165	03/16→02/18					
316 i	100	07/12→08/16		11/12→		03.0137-9265.2 669265 03.0137-9701.2 669701 03.0137-9702.2 669702	
318 d xDrive	105 - 110	07/13→02/18				03.0137-9062.2 669062	
320 d xDrive	120 - 147	08/12→10/18				03.0137-9700.2 669700 03.0137-9702.2 669702	
320 i xDrive	135	07/12→10/18					
328 i xDrive	180	07/12→08/16					
330 d	190	07/12→10/18					
330 d xDrive	190	03/13→10/18					
330 i	185	07/15→10/18					
330 i xDrive	185	07/15→10/18					
335 d xDrive	230	07/13→10/18					
335 i	250	07/13→07/15					
335 i xDrive	225 - 250	07/12→07/15					
340 i	240 - 265	07/15→10/18					
340 i xDrive	240 - 265	07/15→10/18					
ActiveHybrid	225 - 250	07/12→06/15					
M3	317	03/14→10/18					
M3 Competition	331	03/16→10/18					
M3 CS	338	01/18→10/18					
320 d	120 - 147	11/11→10/18		02/12→		03.0137-9265.2 669265 03.0137-9701.2 669701 03.0137-9702.2 669702	
325 d	155 - 160	03/13→02/16		04/13→		03.0137-9265.2 669265 03.0137-9701.2 669701 03.0137-9702.2 669702	
328i	160	11/11→06/15		02/12→; Motorcode: N20		03.0137-9062.2 669062	
328 i	180	11/11→10/18		02/12→; Motorcode: N26		03.0137-9700.2 669700 03.0137-9702.2 669702 03.0137-9062.2 669062 03.0137-9701.2 669701 03.0137-9702.2 669702	
→							










	kW			 	! #		
BMW - 3 (F30, F80) 11/11→10/18							
Zubehörsatz, Feststellbremsbacken							
330 d 330 d xDrive	210 210	07/12→10/18 03/13→10/18		09/15→		03.0137-9062.2 669062 03.0137-9700.2 669700 03.0137-9702.2 669702	
330 e	135 - 185	11/15→10/18		01/16→		03.0137-9062.2 669062 03.0137-9700.2 669700 03.0137-9702.2 669702	
335 i	225 - 240	11/11→07/15		02/12→		03.0137-9062.2 669062 03.0137-9700.2 669700 03.0137-9702.2 669702	
BMW - 3 (G20, G80, G28) 11/18→							
 Bremsbackensatz, Feststellbremse							
M3 M3 Competition M3 Competition xDrive	353 375 375	11/20→ 11/20→ 05/21→	➔			03.0137-0305.2 650305	Ø 185 x 20
Zubehörsatz, Feststellbremsbacken							
M3 M3 Competition M3 Competition xDrive	353 375 375	11/20→ 11/20→ 05/21→				03.0137-9062.2 669062 03.0137-9700.2 669700 03.0137-9702.2 669702	
BMW - 3 Cabriolet (E36) 03/93→11/99							
 Bremsbackensatz, Feststellbremse							
318 i 320 i 323 i 328 i	85 110 125 142	03/94→11/99 12/93→11/99 05/95→11/99 01/95→11/99	➔			03.0137-0248.2 650248	Ø 161 x 25
M3 3.2	236	03/96→09/99	➔			03.0137-0150.2 650150	Ø 180 x 25
Zubehörsatz, Feststellbremsbacken							
318 i 320 i 323 i 328 i	85 110 125 142	03/94→11/99 12/93→11/99 05/95→11/99 01/95→11/99				03.0137-9148.2 669148	
M3 3.2	236	03/96→09/99				03.0137-9062.2 669062	
 Seilzug, Feststellbremse							
318 i 320 i 323 i 328 i M3 3.2	85 110 125 142 236	03/94→11/99 12/93→11/99 05/95→11/99 01/95→11/99 03/96→09/99		Scheibenbremse; 	2	24.3727-0214.2 580214	L= 1.631
BMW - 3 Cabriolet (E46) 04/00→12/07							
 Bremsbackensatz, Feststellbremse							
318 Ci 318 Ci 320 Cd 320 Ci	100 105 110 120 - 125	12/00→08/06 09/01→12/07 02/05→12/07 09/00→12/07	➔	09/01→ → 09/06		03.0137-0379.2 650379	Ø 161 x 20
318 Ci 323 Ci	110 120 - 125	03/04→08/06 04/00→09/00	➔			03.0137-0379.2 650379	Ø 161 x 20
325 Ci 330 Cd	141 150	09/00→08/06 08/05→12/07	➔	→ 09/06		03.0137-0305.2 650305	Ø 185 x 20
330 Ci M3	170 252	06/00→08/06 03/01→08/06	➔			03.0137-0305.2 650305 03.0137-0419.2 650419	Ø 185 x 20 Ø 185 x 30
Zubehörsatz, Feststellbremsbacken							
318 Ci 318 Ci 320 Cd 320 Ci	100 105 110 120 - 125	12/00→08/06 09/01→12/07 02/05→12/07 09/00→12/07		09/01→ → 09/06		03.0137-9265.2 669265 03.0137-9701.2 669701 03.0137-9702.2 669702	
318 Ci 323 Ci	110 120 - 125	03/04→08/06 04/00→09/00				03.0137-9265.2 669265 03.0137-9701.2 669701	
325 Ci ➔	141	09/00→08/06				03.0137-9702.2 669702	











	kw			 	! #		
BMW - 3 Cabriolet (E46) 04/00→12/07							
Zubehörsatz, Feststellbremsbacken							
330 Cd	150	08/05→12/07		→ 09/06		03.0137-9062.2 669062 03.0137-9700.2 669700 03.0137-9702.2 669702	
330 Ci	170	06/00→08/06				03.0137-9062.2 669062 03.0137-9700.2 669700 03.0137-9702.2 669702	
M3	252	03/01→08/06				03.0137-9288.2 669288	
 Seilzug, Feststellbremse							
318 Ci	100	12/00→08/06		09/01→; <input type="checkbox"/>		24.3727-0223.2 580223 L= 1.708	
				09/01→; <input type="checkbox"/>		24.3727-0224.2 580224 L= 1.693	
318 Ci	105	09/01→12/07		→ 09/06; <input type="checkbox"/>		24.3727-0223.2 580223 L= 1.708	
320 Cd	110	02/05→12/07					
320 Ci	120 - 125	09/00→12/07		→ 09/06; <input type="checkbox"/>		24.3727-0224.2 580224 L= 1.693	
330 Cd	150	08/05→12/07					
318 Ci	110	03/04→08/06		<input type="checkbox"/>		24.3727-0223.2 580223 L= 1.708	
323 Ci	120 - 125	04/00→09/00		<input type="checkbox"/>		24.3727-0224.2 580224 L= 1.693	
325 Ci	141	09/00→08/06					
330 Ci	170	06/00→08/06					
M3	252	03/01→08/06					
BMW - 3 Cabriolet (E93) 05/06→12/13							
 Bremsbackensatz, Feststellbremse							
318 i	105	03/10→12/13	➡	→ 11/13		03.0137-0379.2 650379 Ø 161 x 20	
320 d	120	01/08→12/13	➡	→ 11/13		03.0137-0305.2 650305 Ø 185 x 20	
325 i	160	03/07→12/13					
330 d	170 - 180	03/07→12/13					
320 d	130 - 147	03/08→10/13	➡			03.0137-0305.2 650305 Ø 185 x 20	
323 i	140	03/07→09/11					
325 i	160	12/06→02/10					
330 i	190 - 200	03/07→10/13					
M3	309	03/08→10/13					
320 d	145	09/07→02/10	➡	03/08→		03.0137-0305.2 650305 Ø 185 x 20	
320 i	115 - 120	09/06→10/13	➡	03/07→ 08/09		03.0137-0305.2 650305 Ø 185 x 20	
			➡	09/09→		03.0137-0379.2 650379 Ø 161 x 20	
320 i	125	03/07→10/13	➡	→ 08/09		03.0137-0305.2 650305 Ø 185 x 20	
			➡	09/09→		03.0137-0379.2 650379 Ø 161 x 20	
325 d	145 - 155	03/07→12/10	➡	09/07→		03.0137-0305.2 650305 Ø 185 x 20	
325 d	150	09/09→09/13	➡	03/10→		03.0137-0305.2 650305 Ø 185 x 20	
325 i	155	10/06→12/13	➡	03/07→ 11/13		03.0137-0305.2 650305 Ø 185 x 20	
335 i	225 - 240	05/06→10/13	➡	03/07→		03.0137-0305.2 650305 Ø 185 x 20	
Zubehörsatz, Feststellbremsbacken							
318 i	105	03/10→12/13		→ 11/13		03.0137-9265.2 669265 03.0137-9701.2 669701 03.0137-9702.2 669702	
320 d	120	01/08→12/13		→ 11/13		03.0137-9700.2 669700	
325 i	160	03/07→12/13				03.0137-9702.2 669702	
330 d	170 - 180	03/07→12/13	➡	→ 11/13		03.0137-9062.2 669062	
320 d	130 - 147	03/08→10/13				03.0137-9700.2 669700	
323 i	140	03/07→09/11				03.0137-9702.2 669702	
325 i	160	12/06→02/10	➡			03.0137-9062.2 669062	
330 i	190 - 200	03/07→10/13					
M3	309	03/08→10/13					
320 d	145	09/07→02/10		03/08→		03.0137-9700.2 669700 03.0137-9702.2 669702	
			➡	03/08→		03.0137-9062.2 669062	
320 i	115 - 120	09/06→10/13		09/09→		03.0137-9265.2 669265 03.0137-9701.2 669701	
→							















	kw			 	! #		
BMW - 3 Cabriolet (E93) 05/06→12/13							
Zubehörsatz, Feststellbremsbacken							
320 i	115 - 120	09/06→10/13		09/09→		03.0137-9702.2 669702	
				03/07→ 08/09		03.0137-9700.2 669700	
			➔	03/07→ 08/09		03.0137-9702.2 669702	
320 i	125	03/07→10/13		09/09→		03.0137-9265.2 669265	
				→ 08/09		03.0137-9701.2 669701	
			➔	→ 08/09		03.0137-9702.2 669702	
325 d	145 - 155	03/07→12/10		09/07→		03.0137-9700.2 669700	
			➔	09/07→		03.0137-9702.2 669702	
325 d	150	09/09→09/13		03/10→		03.0137-9700.2 669700	
			➔	03/10→		03.0137-9702.2 669702	
325 i	155	10/06→12/13		03/07→ 11/13		03.0137-9700.2 669700	
			➔	03/07→ 11/13		03.0137-9702.2 669702	
335 i	225 - 240	05/06→10/13		03/07→		03.0137-9700.2 669700	
			➔	03/07→		03.0137-9702.2 669702	
 Seilzug, Feststellbremse							
318 i	105	03/10→12/13		→ 11/13; Scheibenbremse; ⚠	2	24.3727-0233.2 580233	L= 1.535
320 d	120	01/08→12/13					
325 i	160	03/07→12/13					
330 d	170 - 180	03/07→12/13					
320 d	130 - 147	03/08→10/13		Scheibenbremse; ⚠	2	24.3727-0233.2 580233	L= 1.535
320 i	125	03/07→10/13					
323 i	140	03/07→09/11					
325 i	160	12/06→02/10					
330 i	190 - 200	03/07→10/13					
M3	309	03/08→10/13					
320 d	145	09/07→02/10		03/08→; Scheibenbremse; ⚠	2	24.3727-0233.2 580233	L= 1.535
320 i	115 - 120	09/06→10/13		03/07→; Scheibenbremse; ⚠	2	24.3727-0233.2 580233	L= 1.535
335 i	225 - 240	05/06→10/13					
325 d	145 - 155	03/07→12/10		09/07→; Scheibenbremse; ⚠	2	24.3727-0233.2 580233	L= 1.535
325 d	150	09/09→09/13		03/10→; Scheibenbremse; ⚠	2	24.3727-0233.2 580233	L= 1.535
325 i	155	10/06→12/13		03/07→ 11/13; Scheibenbremse; ⚠	2	24.3727-0233.2 580233	L= 1.535
BMW - 3 Compact (E36) 01/94→08/00							
 Radbremszylinder							
316 g	75	02/96→08/00	➔		2	24.3222-1616.3 020322	GG
316 i	75	01/94→08/00					
318 tds	66	06/95→08/00					
Zubehörsatz, Bremsbacken							
316 g	75	02/96→08/00	➔			03.0137-9147.2 669147	
316 i	75	01/94→08/00					
318 tds	66	06/95→08/00					
 Bremstrommel							
316 g	75	02/96→08/00	➔			24.0222-8013.1 480030	Ø 270 x 47 / 229,5
316 i	75	01/94→08/00					
318 tds	66	06/95→08/00					
 Bremsbackensatz							
316 g	75	02/96→08/00	➔			03.0137-0247.2 650247	Ø 229 x 42 + HEB
316 i	75	01/94→08/00				03.0420-5322.3 685322	Ø 229 x 42 + RZ / + Zub Kit
318 tds	66	06/95→08/00				03.0520-5322.3 695322	Ø 229 x 42 + RZ / + Zub TopKit
→							














	kw			 	! #		
BMW - 3 Compact (E36) 01/94→08/00							
 Bremsbackensatz, Feststellbremse							
316 g 316 i	75 75 - 77	02/96→08/00 01/94→08/00	➔			03.0137-0248.2 650248	Ø 161 x 25
318 tds 318 ti 323 ti	66 103 120 - 125	06/95→08/00 01/96→08/99 09/97→08/00					
Zubehörsatz, Feststellbremsbacken							
316 g 316 i	75 75 - 77	02/96→08/00 01/94→08/00				03.0137-9148.2 669148	
318 tds 318 ti 323 ti	66 103 120 - 125	06/95→08/00 01/96→08/99 09/97→08/00					
 Seilzug, Feststellbremse							
316 g 316 i	75 75 - 77	02/96→08/00 01/94→08/00		Trommelbremse; 	2	24.3727-0222.2 580222	L= 1.740
318 tds 318 ti 323 ti	66 103 120 - 125	06/95→08/00 01/96→08/99 09/97→08/00		Scheibenbremse; 	2	24.3727-0227.2 580227	L= 1.683
BMW - 3 Compact (E46) 03/01→02/05							
 Bremsbackensatz, Feststellbremse							
316 ti	77 - 85	06/01→02/05	➔			03.0137-0379.2 650379	Ø 161 x 20
318 td 320 td	85 100 -	03/03→02/05 09/01→02/05					
325 ti	110 141	04/01→12/04					
318 ti	100 - 105	03/01→12/04	➔	09/01→		03.0137-0379.2 650379	Ø 161 x 20
Zubehörsatz, Feststellbremsbacken							
316 ti	77 - 85	06/01→02/05				03.0137-9265.2 669265	
318 td 320 td	85 100 -	03/03→02/05 09/01→02/05				03.0137-9701.2 669701	
325 ti	110 141	04/01→12/04				03.0137-9702.2 669702	
318 ti	100 - 105	03/01→12/04		09/01→		03.0137-9265.2 669265 03.0137-9701.2 669701 03.0137-9702.2 669702	
 Seilzug, Feststellbremse							
316 ti	77 - 85	06/01→02/05		<input type="checkbox"/>		24.3727-0223.2 580223	L= 1.708
318 td 320 td	85 100 -	03/03→02/05 09/01→02/05		<input type="checkbox"/>		24.3727-0224.2 580224	L= 1.693
325 ti	110 141	04/01→12/04					
318 ti	100 - 105	03/01→12/04		09/01→; <input type="checkbox"/>		24.3727-0223.2 580223	L= 1.708
				09/01→; <input type="checkbox"/>		24.3727-0224.2 580224	L= 1.693
BMW - 3 Coupe (E36) 10/91→05/99							
 Radbremszylinder							
316 i	75	09/93→11/98	➔		2	24.3223-1601.3 020293	GG
Zubehörsatz, Bremsbacken							
316 i	75	09/93→11/98	➔			03.0137-9147.2 669147	
 Bremstrommel							
316 i	75	09/93→11/98	➔			24.0222-8013.1 480030	Ø 270 x 47 / 229,5
 Bremsbackensatz							
316 i	75	09/93→11/98	➔			03.0137-0247.2 650247 03.0420-1223.3 681223 03.0520-1223.3 691223	Ø 229 x 42 + HEB TRW Ø 229 x 42 + RZ / + Zub Kit Ø 229 x 42 + RZ / + Zub TopKit
→							

	kw			 	! #		
BMW - 3 Coupe (E36) 10/91→05/99							
 Bremsbackensatz, Feststellbremse							
316 i 318 is 320 i 323 i 328 i	75 103 110 125 142	09/93→11/98 09/95→04/99 12/91→11/98 05/95→04/99 01/95→04/99	➔			03.0137-0248.2 650248	Ø 161 x 25
M3 3.2	236	10/95→11/98	➔			03.0137-0150.2 650150	Ø 180 x 25
Zubehörsatz, Feststellbremsbacken							
316 i 318 is 320 i 323 i 328 i	75 103 110 125 142	09/93→11/98 09/95→04/99 12/91→11/98 05/95→04/99 01/95→04/99				03.0137-9148.2 669148	
M3 3.2	236	10/95→11/98				03.0137-9062.2 669062	
 Seilzug, Feststellbremse							
316 i	75	09/93→11/98		für Fahrzeuge mit Scheibenbremse an der Hinterachse; Scheibenbremse; 	2	24.3727-0214.2 580214	L= 1.631
				für Fahrzeuge mit Trommelbremse an der Hinterachse; Trommelbremse; 	2	24.3727-0218.2 580218	L= 1.764
318 is 320 i 323 i 328 i M3 3.2	103 110 125 142 236	09/95→04/99 12/91→11/98 05/95→04/99 01/95→04/99 10/95→11/98		Scheibenbremse; 	2	24.3727-0214.2 580214	L= 1.631
BMW - 3 Coupe (E46) 12/98→07/06							
 Bremsbackensatz, Feststellbremse							
316 Ci 318 Ci 320 Cd 323 Ci 325 Ci 328 Ci	77 - 85 85 - 110 110 120 - 125 141 142	04/00→07/06 12/99→05/06 11/03→07/06 04/99→09/00 09/00→05/06 12/98→05/00	➔			03.0137-0379.2 650379	Ø 161 x 20
318 Ci	100	12/00→05/06	➔	09/01→		03.0137-0379.2 650379	Ø 161 x 20
320 Ci	110	02/99→08/01	➔	08/99→ 09/00		03.0137-0379.2 650379	Ø 161 x 20
320 Ci	120 - 125	01/00→05/06	➔	09/00→		03.0137-0379.2 650379	Ø 161 x 20
330 Cd 330 Ci 330 xi	150 170 170	03/03→07/06 06/00→05/06 06/00→07/06	➔			03.0137-0305.2 650305	Ø 185 x 20
M3 M3 CSL	252 265	07/00→05/06 05/03→12/03	➔			03.0137-0419.2 650419	Ø 185 x 30
Zubehörsatz, Feststellbremsbacken							
316 Ci 318 Ci 320 Cd 323 Ci 325 Ci 328 Ci	77 - 85 85 - 110 110 120 - 125 141 142	04/00→07/06 12/99→05/06 11/03→07/06 04/99→09/00 09/00→05/06 12/98→05/00				03.0137-9265.2 669265 03.0137-9701.2 669701 03.0137-9702.2 669702	
318 Ci	100	12/00→05/06		09/01→		03.0137-9265.2 669265 03.0137-9701.2 669701 03.0137-9702.2 669702	
320 Ci	110	02/99→08/01		08/99→ 09/00		03.0137-9265.2 669265 03.0137-9701.2 669701 03.0137-9702.2 669702	
320 Ci	120 - 125	01/00→05/06		09/00→		03.0137-9265.2 669265 03.0137-9701.2 669701 03.0137-9702.2 669702	
330 Cd 330 Ci 330 xi	150 170 170	03/03→07/06 06/00→05/06 06/00→07/06				03.0137-9062.2 669062 03.0137-9700.2 669700 03.0137-9702.2 669702	
M3 M3 CSL ➔	252 265	07/00→05/06 05/03→12/03				03.0137-9288.2 669288	









	kW			 	! #		
BMW - 3 Coupe (E46) 12/98→07/06							
 Seilzug, Feststellbremse							
316 Ci	77 - 85	04/00→07/06		Scheibenbremse; <input type="checkbox"/>		24.3727-0223.2 580223	L= 1.708
318 Ci	85 - 110	12/99→05/06		Scheibenbremse; <input type="checkbox"/>		24.3727-0224.2 580224	L= 1.693
320 Cd	110	11/03→07/06					
323 Ci	120 - 125	04/99→09/00					
325 Ci	141	09/00→05/06					
328 Ci	142	12/98→05/00					
330 Cd	150	03/03→07/06					
330 Ci	170	06/00→05/06					
330 xi	170	06/00→07/06					
M3	252	07/00→05/06					
M3 CSL	265	05/03→12/03					
318 Ci	100	12/00→05/06		09/01→; Scheibenbremse; <input type="checkbox"/>		24.3727-0223.2 580223	L= 1.708
				09/01→; Scheibenbremse; <input type="checkbox"/>		24.3727-0224.2 580224	L= 1.693
320 Ci	110	02/99→08/01		08/99→ 09/00; Scheibenbremse; <input type="checkbox"/>		24.3727-0223.2 580223	L= 1.708
				08/99→ 09/00; Scheibenbremse; <input type="checkbox"/>		24.3727-0224.2 580224	L= 1.693
320 Ci	120 - 125	01/00→05/06		09/00→; Scheibenbremse; <input type="checkbox"/>		24.3727-0223.2 580223	L= 1.708
				09/00→; Scheibenbremse; <input type="checkbox"/>		24.3727-0224.2 580224	L= 1.693
BMW - 3 Coupe (E92) 01/05→12/13							
 Bremsbackensatz, Feststellbremse							
316 i	90	09/07→06/13	➡			03.0137-0379.2 650379	Ø 161 x 20
320 d	120 - 147	03/07→06/13					
325 i	150 - 160	09/07→10/13					
328 i	172	06/06→06/13					
328 xi	172	09/06→08/08					
318 i	105	03/10→12/13	➡	→ 06/13		03.0137-0379.2 650379	Ø 161 x 20
320 i	115 - 125	03/07→12/13					
320 d	130 - 145	09/06→02/10	➡	03/07→		03.0137-0379.2 650379	Ø 161 x 20
320 d xDrive	120 - 147	09/08→06/13	➡			03.0137-0305.2 650305	Ø 185 x 20
325 i xDrive	150 - 155	09/08→06/13					
325 xi	155 - 160	09/06→02/10					
328 i xDrive	172	09/08→06/13					
330 d xDrive	180	02/10→06/13					
330 i	190 - 200	09/06→06/13					
330 i xDrive	200	03/10→06/13					
330 xd	180	03/08→02/10					
330 xi	190 - 200	09/06→02/10					
335 i	224	03/07→06/13					
335 i xDrive	224 - 240	11/08→12/13					
M3	309	06/07→06/13					
320 i	120	01/07→12/13	➡	03/07→ 06/13		03.0137-0379.2 650379	Ø 161 x 20
323 i	140	04/06→02/12	➡	09/06→		03.0137-0379.2 650379	Ø 161 x 20
325 i	160	06/06→02/10					
325 d	145 - 155	02/07→02/10	➡	03/07→		03.0137-0305.2 650305	Ø 185 x 20
325 d	150	09/09→12/13	➡	→ 06/13		03.0137-0305.2 650305	Ø 185 x 20
325 i xDrive	160	09/08→12/13					
330 d	180	01/09→12/13					
M3 GTS	331	03/07→12/13					
330 d	170	03/06→08/08	➡	09/06→		03.0137-0305.2 650305	Ø 185 x 20
330 xd	170	03/06→08/08					
335 d	210	03/06→03/13					
335 i	225 - 240	06/06→06/13					
335 xi	225 - 240	03/07→02/10	➡	09/07→		03.0137-0305.2 650305	Ø 185 x 20
Zubehörsatz, Feststellbremsbacken							
316 i	90	09/07→06/13				03.0137-9265.2 669265	
320 d	120 - 147	03/07→06/13				03.0137-9701.2 669701	
325 i	150 - 160	09/07→10/13				03.0137-9702.2 669702	
328 i	172	06/06→06/13					
328 xi	172	09/06→08/08					
→							










	kW			 	! #		
BMW - 3 Coupe (E92) 01/05→12/13							
Zubehörsatz, Feststellbremsbacken							
318 i 320 i	105 115 - 125	03/10→12/13 03/07→12/13		→ 06/13		03.0137-9265.2 669265 03.0137-9701.2 669701 03.0137-9702.2 669702	
320 d	130 - 145	09/06→02/10		03/07→		03.0137-9265.2 669265 03.0137-9701.2 669701 03.0137-9702.2 669702	
320 d xDrive 325 i xDrive 325 xi 328 i xDrive 330 d xDrive 330 i 330 i xDrive 330 xd 330 xi 335 i 335 i xDrive M3	120 - 147 150 - 155 155 - 160 172 180 190 - 200 200 180 190 - 200 224 224 - 240 309	09/08→06/13 09/08→06/13 09/06→02/10 09/08→06/13 02/10→06/13 09/06→06/13 03/10→06/13 03/08→02/10 09/06→02/10 03/07→06/13 11/08→12/13 06/07→06/13	→			03.0137-9700.2 669700 03.0137-9702.2 669702 03.0137-9062.2 669062	
320 i	120	01/07→12/13		03/07→ 06/13		03.0137-9265.2 669265 03.0137-9701.2 669701 03.0137-9702.2 669702	
323 i 325 i	140 160	04/06→02/12 06/06→02/10		09/06→		03.0137-9265.2 669265 03.0137-9701.2 669701 03.0137-9702.2 669702	
325 d	145 - 155	02/07→02/10		03/07→		03.0137-9700.2 669700 03.0137-9702.2 669702	
			→	03/07→		03.0137-9062.2 669062	
325 d 325 i xDrive 330 d M3 GTS	150 160 180 331	09/09→12/13 09/08→12/13 01/09→12/13 03/07→12/13		→ 06/13		03.0137-9700.2 669700 03.0137-9702.2 669702	
			→	→ 06/13		03.0137-9062.2 669062	
330 d 330 xd 335 d 335 i	170 170 210 225 - 240	03/06→08/08 03/06→08/08 03/06→03/13 06/06→06/13		09/06→		03.0137-9700.2 669700 03.0137-9702.2 669702	
			→	09/06→		03.0137-9062.2 669062	
335 xi	225 - 240	03/07→02/10		09/07→		03.0137-9700.2 669700 03.0137-9702.2 669702	
			→	09/07→		03.0137-9062.2 669062	
 Seilzug, Feststellbremse							
316 i 320 d 320 d xDrive 325 i 325 i xDrive 325 xi 328 i 328 i xDrive 328 xi 330 d xDrive 330 i 330 i xDrive 330 xd 330 xi 335 i 335 i xDrive M3	90 120 - 147 120 - 147 150 - 160 150 - 155 155 - 160 172 172 172 180 190 - 200 200 180 190 - 200 224 224 - 240 309	09/07→06/13 03/07→06/13 09/08→06/13 09/07→10/13 09/08→06/13 09/06→02/10 06/06→06/13 09/08→06/13 09/06→08/08 02/10→06/13 09/06→06/13 03/10→06/13 03/08→02/10 09/06→02/10 03/07→06/13 11/08→12/13 06/07→06/13		Scheibenbremse; 	2	24.3727-0233.2 580233	L= 1.535
318 i 320 i 325 d →	105 115 - 125 150	03/10→12/13 03/07→12/13 09/09→12/13		→ 06/13; Scheibenbremse; 	2	24.3727-0233.2 580233	L= 1.535



















	kW			 	! #		
BMW - 3 Coupe (E92) 01/05→12/13							
 Seilzug, Feststellbremse							
325 i xDrive 330 d M3 GTS	160 180 331	09/08→12/13 01/09→12/13 03/07→12/13		→ 06/13; Scheibenbremse; 	2	24.3727-0233.2 580233	L= 1.535
320 d 325 d	130 - 145 145 - 155	09/06→02/10 02/07→02/10		03/07→; Scheibenbremse; 	2	24.3727-0233.2 580233	L= 1.535
320 i	120	01/07→12/13		03/07→ 06/13; Scheibenbremse; 	2	24.3727-0233.2 580233	L= 1.535
323 i 325 i 330 d 330 xd 335 d 335 i	140 160 170 170 210 225 - 240	04/06→02/12 06/06→02/10 03/06→08/08 03/06→08/08 03/06→03/13 06/06→06/13		09/06→; Scheibenbremse; 	2	24.3727-0233.2 580233	L= 1.535
335 xi	225 - 240	03/07→02/10		09/07→; Scheibenbremse; 	2	24.3727-0233.2 580233	L= 1.535
BMW - 3 Gran Turismo (F34) 07/12→							
 Bremsbackensatz, Feststellbremse							
318 d 320 d 320 d xDrive 320 i 320 i xDrive 325 d 328 i 328 i xDrive 330 d 330 d xDrive 330 i 330 i xDrive 335 d xDrive 335 i 335 i xDrive 340 i 340 i xDrive	100 - 110 120 - 147 120 - 147 120 - 135 120 - 135 155 - 165 180 180 190 190 185 183 - 185 230 225 - 250 225 - 250 240 - 265 240 - 265	03/13→ 03/13→ 07/13→ 03/13→ 07/13→ 07/13→02/18 03/13→06/16 07/13→06/16 03/14→ 03/14→ 07/16→ 07/16→ 03/14→ 03/13→06/16 03/13→06/16 07/16→ 07/16→	➔			03.0137-0305.2 650305	Ø 185 x 20
320 i xDrive	135	11/12→06/16	➔	03/13→		03.0137-0305.2 650305	Ø 185 x 20
330 d 330 d xDrive	210 210	03/14→ 03/14→	➔	09/15→		03.0137-0305.2 650305	Ø 185 x 20
Zubehörsatz, Feststellbremsbacken							
318 d 320 d 320 d xDrive 320 i 320 i xDrive 328 i 328 i xDrive 330 d 330 d xDrive 330 i 330 i xDrive 335 d xDrive 335 i 335 i xDrive 340 i 340 i xDrive	100 - 110 120 - 147 120 - 147 120 - 135 120 - 135 180 180 190 190 185 183 - 185 230 225 - 250 225 - 250 240 - 265 240 - 265	03/13→ 03/13→ 07/13→ 03/13→ 07/13→ 03/13→06/16 07/13→06/16 03/14→ 03/14→ 07/16→ 07/16→ 03/14→ 03/13→06/16 03/13→06/16 07/16→ 07/16→	➔			03.0137-9700.2 669700 03.0137-9702.2 669702 03.0137-9062.2 669062	
320 i xDrive ➔	135	11/12→06/16		03/13→		03.0137-9700.2 669700	










	kw			 	! #		
BMW - 3 Gran Turismo (F34) 07/12→							
Zubehörsatz, Feststellbremsbacken							
320 i xDrive	135	11/12→06/16		03/13→		03.0137-9702.2 669702	
			➔	03/13→		03.0137-9062.2 669062	
325 d	155 - 165	07/13→02/18	➔			03.0137-9062.2 669062 03.0137-9700.2 669700 03.0137-9702.2 669702	
330 d	210	03/14→		09/15→		03.0137-9700.2 669700	
330 d xDrive	210	03/14→				03.0137-9702.2 669702	
			➔	09/15→		03.0137-9062.2 669062	
 Seilzug, Feststellbremse							
318 d	100 - 105	03/13→06/15		- AHK; Scheibenbremse; 	2	24.3727-0249.2 580249	L= 1.693
320 d	120 - 147	03/13→06/15					
320 d xDrive	120 - 147	07/13→06/15					
BMW - 3 Touring (E36) 08/94→12/99							
 Bremsbackensatz, Feststellbremse							
316 i	75	03/97→05/99	➔			03.0137-0248.2 650248	Ø 161 x 25
318 i	85	09/95→04/99					
318 tds	66	03/95→04/99					
320 i	110	01/95→04/99					
323 i	125	12/95→04/99					
325 tds	105	03/95→04/99					
328 i	142	02/95→04/99					
Zubehörsatz, Feststellbremsbacken							
316 i	75	03/97→05/99				03.0137-9148.2 669148	
318 i	85	09/95→04/99					
318 tds	66	03/95→04/99					
320 i	110	01/95→04/99					
323 i	125	12/95→04/99					
325 tds	105	03/95→04/99					
328 i	142	02/95→04/99					
 Seilzug, Feststellbremse							
316 i	75	03/97→05/99		Scheibenbremse; 	2	24.3727-0214.2 580214	L= 1.631
318 i	85	09/95→04/99					
318 tds	66	03/95→04/99					
320 i	110	01/95→04/99					
323 i	125	12/95→04/99					
325 tds	105	03/95→04/99					
328 i	142	02/95→04/99					
BMW - 3 Touring (E46) 06/99→07/05							
 Bremsbackensatz, Feststellbremse							
316 i	85	03/02→02/05	➔			03.0137-0379.2 650379	Ø 161 x 20
318 d	85	10/02→02/05					
318 i	85 - 105	10/99→07/05					
320 d	100 - 110	03/00→02/05					
320 i	110 - 125	10/99→02/05					
325 i	141	09/00→02/05					
328 i	142	06/99→05/00					
325 xi	141	09/00→02/05	➔			03.0137-0305.2 650305	Ø 185 x 20
330 d	135 - 150	10/99→02/05					
330 i	170	06/00→02/05					
330 xi	170	06/00→02/05					
330 xd	135	01/00→03/03	➔	06/00→		03.0137-0305.2 650305	Ø 185 x 20
330 xd	150	08/02→05/05	➔	03/03→ 02/05		03.0137-0305.2 650305	Ø 185 x 20
Zubehörsatz, Feststellbremsbacken							
316 i	85	03/02→02/05				03.0137-9265.2 669265	
318 d	85	10/02→02/05				03.0137-9701.2 669701	
318 i	85 - 105	10/99→07/05				03.0137-9702.2 669702	
320 d	100 - 110	03/00→02/05					
320 i	110 - 125	10/99→02/05					
325 i	141	09/00→02/05					
➔							









	kW				! #		
BMW - 3 Touring (E46) 06/99→07/05							
Zubehörsatz, Feststellbremsbacken							
328 i	142	06/99→05/00				03.0137-9265.2 669265 03.0137-9701.2 669701 03.0137-9702.2 669702	
325 xi 330 d	141 135 - 150	09/00→02/05 10/99→02/05				03.0137-9062.2 669062 03.0137-9700.2 669700 03.0137-9702.2 669702	
330 i 330 xi	170 170	06/00→02/05 06/00→02/05				03.0137-9702.2 669702	
330 xd	135	01/00→03/03		06/00→		03.0137-9062.2 669062 03.0137-9700.2 669700 03.0137-9702.2 669702	
330 xd	150	08/02→05/05		03/03→ 02/05		03.0137-9062.2 669062 03.0137-9700.2 669700 03.0137-9702.2 669702	
 Seilzug, Feststellbremse							
316 i 318 d 318 i	85 85 85 - 105	03/02→02/05 10/02→02/05 10/99→07/05		Scheibenbremse; <input type="checkbox"/>		24.3727-0223.2 580223 24.3727-0224.2 580224	L= 1.708 L= 1.693
320 d	100 - 110	03/00→02/05					
320 i	110 - 125	10/99→02/05					
325 i 325 xi 328 i 330 d	141 141 142 135 - 150	09/00→02/05 09/00→02/05 06/99→05/00 10/99→02/05					
330 i 330 xi	170 170	06/00→02/05 06/00→02/05					
330 xd	135	01/00→03/03		06/00→; Scheibenbremse; <input type="checkbox"/>		24.3727-0223.2 580223	L= 1.708
				06/00→; <input type="checkbox"/>		24.3727-0224.2 580224	L= 1.693
330 xd	150	08/02→05/05		03/03→ 02/05; Scheibenbremse; <input type="checkbox"/>		24.3727-0223.2 580223	L= 1.708
				03/03→ 02/05; <input type="checkbox"/>		24.3727-0224.2 580224	L= 1.693
BMW - 3 Touring (E91) 12/04→12/12							
 Bremsbackensatz, Feststellbremse							
316 d	85	09/09→06/12	➡	für erhöhte Nutzlast; → 05/12		03.0137-0305.2 650305	Ø 185 x 20
			➡	10/09→; nicht für erhöhte Nutzlast; → 05/12		03.0137-0379.2 650379	Ø 161 x 20
316 i 318 i 320 i	90 100 115	09/08→06/12 09/07→03/12 09/05→06/12	➡	→ 09/09 10/09→		03.0137-0305.2 650305 03.0137-0379.2 650379	Ø 185 x 20 Ø 161 x 20
318 d 318 i 320 d 320 d xDrive	90 95 110 130 - 147	09/05→08/07 01/06→08/07 12/04→08/07 02/08→06/12	➡			03.0137-0305.2 650305	Ø 185 x 20
323 i 325 i 325 xi	140 155 155 - 160	09/06→07/08 09/07→06/12 08/05→08/08					
330 d 330 d xDrive 330 i 330 xi 335 i	155 180 190 190 225 - 240	06/05→05/12 01/09→06/12 08/05→08/07 09/05→08/07 09/06→06/12					
335 i xDrive 335 xi	225 - 240 240 225 - 240	09/08→06/12 03/07→08/08					
318 d	100	07/07→06/12	➡	09/07→ 09/09		03.0137-0305.2 650305	Ø 185 x 20
			➡	10/09→ 05/12		03.0137-0379.2 650379	Ø 161 x 20
318 d 320 i	105 110	09/07→06/12 09/05→06/12	➡	→ 09/09 10/09→ 05/12		03.0137-0305.2 650305 03.0137-0379.2 650379	Ø 185 x 20 Ø 161 x 20
318 i	105	05/07→05/12	➡	09/07→ 09/09		03.0137-0305.2 650305	Ø 185 x 20
			➡	10/09→		03.0137-0379.2 650379	Ø 161 x 20
320 d	120	06/05→06/12	➡			03.0137-0305.2 650305	Ø 185 x 20
			➡	10/09→; nicht für erhöhte Nutzlast		03.0137-0379.2 650379	Ø 161 x 20
→							









	kW			 	! #		
BMW - 3 Touring (E91) 12/04→12/12							
 Bremsbackensatz, Feststellbremse							
320 d	130 - 145	02/07→12/10	➡	09/07→ 09/09; nicht für erhöhte Nutzlast	03.0137-0305.2	650305	Ø 185 x 20
			➡	09/07→; für erhöhte Nutzlast	03.0137-0305.2	650305	Ø 185 x 20
			➡	10/09→; nicht für erhöhte Nutzlast	03.0137-0379.2	650379	Ø 161 x 20
320 d	135 - 147	03/10→05/12	➡	für erhöhte Nutzlast	03.0137-0305.2	650305	Ø 185 x 20
			➡	nicht für erhöhte Nutzlast	03.0137-0379.2	650379	Ø 161 x 20
320 d xDrive 325 d	120 145 - 150	07/09→06/12 09/06→06/12	➡	→ 05/12	03.0137-0305.2	650305	Ø 185 x 20
325 i 325 i xDrive	160 155 - 160	09/07→06/12 09/08→06/12					
330 i 330 i xDrive	200 200	03/07→06/12 09/07→06/12					
330 xd	170	09/05→06/12					
330 xi	200	09/07→06/12					
335 d	210	09/06→06/12					
320 i	120 - 125	02/07→12/12	➡	10/09→; für Fahrzeuge mit Aktivlenkung	03.0137-0305.2	650305	Ø 185 x 20
			➡	09/07→ 09/09	03.0137-0305.2	650305	Ø 185 x 20
			➡	10/09→; für Fahrzeuge ohne Aktivlenkung	03.0137-0379.2	650379	Ø 161 x 20
323 i	130	04/06→06/07	➡	09/06→	03.0137-0305.2	650305	Ø 185 x 20
325 i	155 - 160	12/04→12/10	➡	06/05→	03.0137-0305.2	650305	Ø 185 x 20
330 d	170	12/04→08/08					
330 d	180	02/08→05/12	➡	09/08→	03.0137-0305.2	650305	Ø 185 x 20
Zubehörsatz, Feststellbremsbacken							
316 d	85	09/09→06/12		10/09→; nicht für erhöhte Nutzlast; → 05/12	03.0137-9062.2	669062	
				für erhöhte Nutzlast; → 05/12	03.0137-9701.2	669701	
					03.0137-9702.2	669702	
					03.0137-9062.2	669062	
					03.0137-9700.2	669700	
					03.0137-9702.2	669702	
316 i 318 i	90 100	09/08→06/12 09/07→03/12		→ 09/09	03.0137-9062.2	669062	
					03.0137-9700.2	669700	
					03.0137-9702.2	669702	
				10/09→	03.0137-9062.2	669062	
					03.0137-9701.2	669701	
					03.0137-9702.2	669702	
318 d 318 i 320 d 320 d xDrive	90 95 110 130 - 147	09/05→08/07 01/06→08/07 12/04→08/07 02/08→06/12			03.0137-9062.2	669062	
					03.0137-9700.2	669700	
					03.0137-9702.2	669702	
323 i 325 xi	140 155 - 160	09/06→07/08 08/05→08/08					
330 d 330 d xDrive	155 180	06/05→05/12 01/09→06/12					
330 i 330 xi	190 190	08/05→08/07 09/05→08/07					
335 i	225 - 240	09/06→06/12					
335 i xDrive	225 - 240	09/08→06/12					
335 xi	225 - 240	03/07→08/08					
318 d	100	07/07→06/12		09/07→ 09/09	03.0137-9062.2	669062	
				10/09→ 05/12	03.0137-9700.2	669700	
					03.0137-9702.2	669702	
					03.0137-9062.2	669062	
					03.0137-9701.2	669701	
					03.0137-9702.2	669702	
318 d 320 i	105 110 - 115	09/07→06/12 09/05→06/12		→ 09/09	03.0137-9062.2	669062	
					03.0137-9700.2	669700	
					03.0137-9702.2	669702	
				10/09→ 05/12	03.0137-9062.2	669062	
					03.0137-9701.2	669701	
					03.0137-9702.2	669702	
→							

	kw			 	! #		
BMW - 3 Touring (E91) 12/04→12/12							
Zubehörsatz, Feststellbremsbacken							
318 i	105	05/07→05/12		09/07→ 09/09		03.0137-9062.2 669062 03.0137-9700.2 669700 03.0137-9702.2 669702	
				10/09→		03.0137-9062.2 669062 03.0137-9701.2 669701 03.0137-9702.2 669702	
320 d	120	06/05→06/12				03.0137-9062.2 669062 03.0137-9700.2 669700 03.0137-9702.2 669702	
				10/09→; nicht für erhöhte Nutzlast		03.0137-9701.2 669701	
320 d	130 - 145	02/07→12/10		09/07→ 09/09; nicht für erhöhte Nutzlast		03.0137-9062.2 669062 03.0137-9700.2 669700 03.0137-9702.2 669702	
				10/09→; nicht für erhöhte Nutzlast		03.0137-9062.2 669062 03.0137-9701.2 669701 03.0137-9702.2 669702	
				09/07→; für erhöhte Nutzlast		03.0137-9062.2 669062 03.0137-9700.2 669700 03.0137-9702.2 669702	
320 d	135 - 147	03/10→05/12		für erhöhte Nutzlast		03.0137-9062.2 669062 03.0137-9700.2 669700 03.0137-9702.2 669702	
				nicht für erhöhte Nutzlast		03.0137-9062.2 669062 03.0137-9701.2 669701 03.0137-9702.2 669702	
320 d xDrive 325 d	120 145 - 150	07/09→06/12 09/06→06/12		→ 05/12		03.0137-9062.2 669062 03.0137-9700.2 669700 03.0137-9702.2 669702	
325 i 325 i xDrive	160 155 - 160	09/07→06/12 09/08→06/12					
330 i 330 i xDrive 330 xd 330 xi 335 d	200 200 170 200 210	03/07→06/12 09/07→06/12 09/05→06/12 09/07→06/12 09/06→06/12					
320 i	120 - 125	02/07→12/12		09/07→ 09/09		03.0137-9062.2 669062 03.0137-9700.2 669700 03.0137-9702.2 669702	
				10/09→		03.0137-9062.2 669062 03.0137-9702.2 669702	
				10/09→; für Fahrzeuge mit Aktivlenkung		03.0137-9700.2 669700	
				10/09→; für Fahrzeuge ohne Aktivlenkung		03.0137-9701.2 669701	
323 i	130	04/06→06/07		09/06→		03.0137-9062.2 669062 03.0137-9700.2 669700 03.0137-9702.2 669702	
325 i 330 d	155 - 160 170	12/04→12/10 12/04→08/08		06/05→		03.0137-9062.2 669062 03.0137-9700.2 669700 03.0137-9702.2 669702	
325 i	155	09/07→06/12		01/12→ 05/12		03.0137-9062.2 669062 03.0137-9700.2 669700 03.0137-9702.2 669702	
330 d	180	02/08→05/12		09/08→		03.0137-9062.2 669062 03.0137-9700.2 669700 03.0137-9702.2 669702	
 Seilzug, Feststellbremse							
316 d 318 d 320 d xDrive 325 d	85 105 120 145 - 150	09/09→06/12 09/07→06/12 07/09→06/12 09/06→06/12		→ 05/12; Scheibenbremse; 	2	24.3727-0233.2 580233	L= 1.535
325 i 325 i xDrive	160 155 - 160	09/07→06/12 09/08→06/12					
330 i 330 i xDrive →	200 200	03/07→06/12 09/07→06/12					

	kw			 	! #		
BMW - 3 Touring (E91) 12/04→12/12							
 Seilzug, Feststellbremse							
330 xd	170	09/05→06/12		→ 05/12; Scheibenbremse; 	2	24.3727-0233.2 580233	L= 1.535
330 xi	200	09/07→06/12					
335 d	210	09/06→06/12					
316 i	90	09/08→06/12		Scheibenbremse; 	2	24.3727-0233.2 580233	L= 1.535
318 d	90	09/05→08/07					
318 i	95 - 100	01/06→03/12					
320 d	110 - 147	12/04→06/12					
320 d xDrive	130 - 147	02/08→06/12					
323 i	140	09/06→07/08					
325 xi	155 - 160	08/05→08/08					
330 d	155	06/05→05/12					
330 d xDrive	180	01/09→06/12					
330 i	190	08/05→08/07					
330 xi	190	09/05→08/07					
335 i	225 - 240	09/06→06/12					
335 i xDrive	225 - 240	09/08→06/12					
335 xi	225 - 240	03/07→08/08					
318 d	100	07/07→06/12		09/07→ 05/12; Scheibenbremse; 	2	24.3727-0233.2 580233	L= 1.535
318 i	105	05/07→05/12		09/07→; Scheibenbremse; 	2	24.3727-0233.2 580233	L= 1.535
320 d	130 - 145	02/07→12/10					
320 i	120 - 125	02/07→12/12					
320 i	110 - 115	09/05→06/12		→ 08/07; Scheibenbremse; 	2	24.3727-0233.2 580233	L= 1.535
323 i	130	04/06→06/07		09/06→; Scheibenbremse; 	2	24.3727-0233.2 580233	L= 1.535
325 i	155 - 160	12/04→12/10		06/05→; Scheibenbremse; 	2	24.3727-0233.2 580233	L= 1.535
330 d	170	12/04→08/08					
325 i	155	09/07→06/12		01/12→ 05/12; Scheibenbremse; 	2	24.3727-0233.2 580233	L= 1.535
330 d	180	02/08→05/12		09/08→; Scheibenbremse; 	2	24.3727-0233.2 580233	L= 1.535
BMW - 3 Touring (F31) 07/12→06/19							
 Bremsbackensatz, Feststellbremse							
316 d	85	11/12→06/19	➡			03.0137-0379.2 650379	Ø 161 x 20
316 i	100	03/13→06/15					
318 d	100 - 105	11/12→06/19					
320 i	120 - 135	11/12→06/19					
318 d	110	07/15→06/19	➡			03.0137-0305.2 650305	Ø 185 x 20
318 d xDrive	105 - 110	07/13→02/18					
318 i	100	07/15→06/19					
320 d	120 - 147	07/12→06/19					
320 d xDrive	120 - 147	03/13→06/19					
320 i xDrive	120 - 135	03/13→06/19					
325 d	165	03/16→02/18					
328 i	180	07/12→06/15					
328 i xDrive	180	03/13→06/16					
330 d	190	07/12→06/19					
330 d xDrive	190	03/13→06/19					
330 i	185	07/15→06/19					
330 i xDrive	185	07/15→06/19					
335 d xDrive	230	11/13→06/19					
335 i	225 - 250	03/13→06/15					
335 i xDrive	225 - 250	03/13→06/15					
340 i	240 - 265	07/15→06/19					
340 i xDrive	240 - 265	07/15→06/19					
325 d	155 - 160	03/13→02/16	➡	04/13→		03.0137-0305.2 650305	Ø 185 x 20
330 d	210	07/12→06/19	➡	09/15→		03.0137-0305.2 650305	Ø 185 x 20
330 d xDrive	210	03/13→06/19					
→							

	kw			 	! #		
BMW - 3 Touring (F31) 07/12→06/19							
Zubehörsatz, Feststellbremsbacken							
316 d	85	11/12→06/19				03.0137-9265.2 669265	
316 i	100	03/13→06/15				03.0137-9701.2 669701	
318 d	100 - 105	11/12→06/19				03.0137-9702.2 669702	
320 i	120 - 135	11/12→06/19					
318 d	110	07/15→06/19				03.0137-9062.2 669062	
318 d xDrive	105 - 110	07/13→02/18				03.0137-9700.2 669700	
318 i	100	07/15→06/19				03.0137-9702.2 669702	
320 d	120 - 147	07/12→06/19					
320 d xDrive	120 - 147	03/13→06/19					
320 i xDrive	120 - 135	03/13→06/19					
325 d	165	03/16→02/18					
328 i	180	07/12→06/15					
328 i xDrive	180	03/13→06/16					
330 d	190	07/12→06/19					
330 d xDrive	190	03/13→06/19					
330 i	185	07/15→06/19					
330 i xDrive	185	07/15→06/19					
335 d xDrive	230	11/13→06/19					
335 i	225 - 250	03/13→06/15					
335 i xDrive	225 - 250	03/13→06/15					
340 i	240 - 265	07/15→06/19					
340 i xDrive	240 - 265	07/15→06/19					
325 d	155 - 160	03/13→02/16		04/13→		03.0137-9062.2 669062	
						03.0137-9700.2 669700	
						03.0137-9702.2 669702	
330 d	210	07/12→06/19		09/15→		03.0137-9062.2 669062	
330 d xDrive	210	03/13→06/19				03.0137-9700.2 669700	
						03.0137-9702.2 669702	
BMW - 3 Touring Van (F31) 07/12→06/19							
 Bremsbackensatz, Feststellbremse							
330 d	190	07/12→06/19	➔			03.0137-0305.2 650305	Ø 185 x 20
330 d xDrive	190	03/13→06/19					
330 i	185	07/15→06/19					
340 i	240	07/15→06/19					
Zubehörsatz, Feststellbremsbacken							
330 d	190	07/12→06/19				03.0137-9062.2 669062	
330 d xDrive	190	03/13→06/19				03.0137-9700.2 669700	
330 i	185	07/15→06/19				03.0137-9702.2 669702	
340 i	240	07/15→06/19					
BMW - 4 Cabriolet (F33, F83) 10/13→							
 Bremsbackensatz, Feststellbremse							
420 d	120 - 147	10/13→	➔			03.0137-0379.2 650379	Ø 161 x 20
420 d	140	07/15→	➔			03.0137-0305.2 650305	Ø 185 x 20
420 i	120 - 135	07/14→					
425 d	155 - 165	07/14→02/18					
425 i	135	06/17→					
428 i	180	11/13→02/17					
428 i xDrive	180	03/14→02/16					
430 d	190 - 210	07/14→					
430 i	185	03/16→					
430 i xDrive	185	03/16→					
435 d xDrive	230	07/14→					
435 i	225 - 250	11/13→02/16					
435 i xDrive	225 - 250	07/14→02/16					
440 i	240 - 265	03/16→					
440 i xDrive	240 - 265	03/16→					
M4	317	07/14→					
M4 Competition	331	03/16→					
➔							

	kW			 	! #		
BMW - 4 Cabriolet (F33, F83) 10/13→							
Zubehörsatz, Feststellbremsbacken							
420 d	120 - 147	10/13→				03.0137-9265.2 669265 03.0137-9701.2 669701 03.0137-9702.2 669702	
420 d	140	07/15→				03.0137-9062.2 669062	
420 i	120 - 135	07/14→				03.0137-9700.2 669700	
425 d	155 - 165	07/14→02/18				03.0137-9702.2 669702	
425 i	135	06/17→					
428 i	180	11/13→02/17					
428 i xDrive	180	03/14→02/16					
430 d	190 - 210	07/14→					
430 i	185	03/16→					
430 i xDrive	185	03/16→					
435 d xDrive	230	07/14→					
435 i	225 - 250	11/13→02/16					
435 i xDrive	225 - 250	07/14→02/16					
440 i	240 - 265	03/16→					
440 i xDrive	240 - 265	03/16→					
M4	317	07/14→					
M4 Competition	331	03/16→					
BMW - 4 Coupe (F32, F82) 07/13→							
 Bremsbackensatz, Feststellbremse							
418 d	100 - 110	03/15→10/17	➔			03.0137-0305.2 650305	Ø 185 x 20
418 i	100	03/16→					
420 d xDrive	120 - 147	11/13→					
420 i	120 - 135	03/16→					
420 i xDrive	120 - 135	11/13→					
425 d	165	03/16→10/17					
425 i	135	06/17→					
428 i	180	07/13→02/17					
428 i xDrive	180	07/13→02/16					
430 d	190 - 210	11/13→					
430 d xDrive	190 - 210	03/14→					
430 i	183 - 185	03/16→					
430 i xDrive	183 - 185	03/16→					
435 d xDrive	230	11/13→12/20					
435 i	225 - 250	07/13→02/16					
435 i xDrive	225 - 250	07/13→02/16					
440 i	240 - 265	03/16→					
440 i xDrive	240 - 265	03/16→					
M4	317	03/14→					
M4 Competition	331	03/16→					
M4 CS	338	07/17→06/19					
M4 GTS	368	03/16→02/17					
420 d	120 - 147	07/13→	➔			03.0137-0379.2 650379	Ø 161 x 20
420 i	120 - 135	11/13→02/17					
425 d	155 - 160	03/14→02/16					
Zubehörsatz, Feststellbremsbacken							
418 d	100 - 110	03/15→10/17				03.0137-9062.2 669062	
418 i	100	03/16→				03.0137-9700.2 669700	
420 d xDrive	120 - 147	11/13→				03.0137-9702.2 669702	
420 i	120 - 135	03/16→					
420 i xDrive	120 - 135	11/13→					
425 d	165	03/16→10/17					
➔							


	kW			 	! #		
BMW - 4 Coupe (F32, F82) 07/13→							
Zubehörsatz, Feststellbremsbacken							
425 i	135	06/17→				03.0137-9062.2 669062	
428 i	180	07/13→02/17				03.0137-9700.2 669700	
428 i xDrive	180	07/13→02/16				03.0137-9702.2 669702	
430 d	190 - 210	11/13→					
430 d xDrive	190 - 210	03/14→					
430 i	183 - 185	03/16→					
430 i xDrive	183 - 185	03/16→					
435 d xDrive	230	11/13→12/20					
435 i	225 - 250	07/13→02/16					
435 i xDrive	225 - 250	07/13→02/16					
440 i	240 - 265	03/16→					
440 i xDrive	240 - 265	03/16→					
M4	317	03/14→					
M4 Competition	331	03/16→					
M4 CS	338	07/17→06/19					
M4 GTS	368	03/16→02/17					
420 d	120 - 147	07/13→				03.0137-9265.2 669265	
420 i	120 - 135	11/13→02/17				03.0137-9701.2 669701	
425 d	155 - 160	03/14→02/16				03.0137-9702.2 669702	
BMW - 4 Gran Coupe (F36) 03/14→							
	Bremsbackensatz, Feststellbremse						
418 d	100 - 105	03/14→06/15	➔			03.0137-0379.2 650379	Ø 161 x 20
420 d	120 - 147	03/14→02/15					
418 d	110	07/15→	➔			03.0137-0305.2 650305	Ø 185 x 20
418 i	100	07/15→					
420 d	140	03/15→					
420 d xDrive	120 - 147	03/14→					
420 i	120 - 135	03/14→					
420 i xDrive	120 - 135	07/14→					
425 d	155 - 165	03/16→02/18					
425 i	135	06/17→					
428 i	180	03/14→06/16					
428 i xDrive	180	03/14→02/16					
430 d	190 - 210	07/14→					
430 d xDrive	190 - 210	07/14→					
430 i	185	03/16→					
430 i xDrive	183 - 185	03/16→					
435 d xDrive	230	07/14→					
435 i	225 - 250	03/14→02/16					
435 i xDrive	225 - 250	07/14→02/16					
440 i	240 - 265	03/16→					
440 i xDrive	240 - 265	03/16→					
Zubehörsatz, Feststellbremsbacken							
418 d	100 - 105	03/14→06/15				03.0137-9265.2 669265	
420 d	120 - 147	03/14→02/15				03.0137-9701.2 669701	
						03.0137-9702.2 669702	
418 d	110	07/15→				03.0137-9062.2 669062	
418 i	100	07/15→				03.0137-9700.2 669700	
420 d	140	03/15→				03.0137-9702.2 669702	
420 d xDrive	120 - 147	03/14→					
420 i	120 - 135	03/14→					
420 i xDrive	120 - 135	07/14→					
➔							

BMW - 4 Gran Coupe (F36) 03/14→

Zubehörsatz, Feststellbremsbacken

425 d	155 - 165	03/16→02/18			03.0137-9062.2	669062	
425 i	135	06/17→			03.0137-9700.2	669700	
428 i	180	03/14→06/16			03.0137-9702.2	669702	
428 i xDrive	180	03/14→02/16					
430 d	190 - 210	07/14→					
430 d xDrive	190 - 210	07/14→					
430 i	185	03/16→					
430 i xDrive	183 - 185	03/16→					
435 d xDrive	230	07/14→					
435 i	225 - 250	03/14→02/16					
435 i xDrive	225 - 250	07/14→02/16					
440 i	240 - 265	03/16→					
440 i xDrive	240 - 265	03/16→					










BMW - 5 (E39) 09/95→07/03










 **Bremsbackensatz, Feststellbremse**

520 d	100	02/00→06/03	→	04/00→	03.0137-0305.2	650305	Ø 185 x 20
525 d	120	02/00→06/03	→				
520 i	100 - 125	01/96→06/03	→		03.0137-0305.2	650305	Ø 185 x 20
530 d	142	09/98→06/03					
535 i	173 - 180	06/96→06/03					
520 i	110	01/96→06/03	→	03/96→	03.0137-0305.2	650305	Ø 185 x 20
523 i	125	09/95→08/00	→	12/95→	03.0137-0305.2	650305	Ø 185 x 20
528 i	142	09/95→08/00					
525 i	141	09/00→06/03	→	10/00→	03.0137-0305.2	650305	Ø 185 x 20
530 i	170	09/00→06/03					
525 td	85	01/97→06/03	→	→ 09/00	03.0137-0305.2	650305	Ø 185 x 20
525 tds	105	01/96→06/03	→	02/96→ 09/00	03.0137-0305.2	650305	Ø 185 x 20
530 d	135	08/98→09/00	→	09/98→	03.0137-0305.2	650305	Ø 185 x 20
540 i	210	03/96→06/03	→	05/96→	03.0137-0305.2	650305	Ø 185 x 20
M5	294	10/98→06/03	→		03.0137-0419.2	650419	Ø 185 x 30











Zubehörsatz, Feststellbremsbacken










520 d	100	02/00→06/03		04/00→	03.0137-9700.2	669700	
525 d	120	02/00→06/03			03.0137-9702.2	669702	
			→	04/00→	03.0137-9062.2	669062	
520 i	100 - 125	01/96→06/03			03.0137-9700.2	669700	
530 d	142	09/98→06/03			03.0137-9702.2	669702	
535 i	173 - 180	06/96→06/03	→		03.0137-9062.2	669062	
520 i	110	01/96→06/03		03/96→	03.0137-9700.2	669700	
			→	03/96→	03.0137-9062.2	669062	
523 i	125	09/95→08/00		12/95→	03.0137-9700.2	669700	
528 i	142	09/95→08/00			03.0137-9702.2	669702	
			→	12/95→	03.0137-9062.2	669062	
525 i	141	09/00→06/03		10/00→	03.0137-9700.2	669700	
530 i	170	09/00→06/03			03.0137-9702.2	669702	
			→	10/00→	03.0137-9062.2	669062	
525 td	85	01/97→06/03		→ 09/00	03.0137-9700.2	669700	
			→	→ 09/00	03.0137-9702.2	669702	
			→	→ 09/00	03.0137-9062.2	669062	
525 tds	105	01/96→06/03		02/96→ 09/00	03.0137-9700.2	669700	
			→	02/96→ 09/00	03.0137-9702.2	669702	
			→	02/96→ 09/00	03.0137-9062.2	669062	
530 d	135	08/98→09/00		09/98→	03.0137-9700.2	669700	
			→	09/98→	03.0137-9702.2	669702	
			→	09/98→	03.0137-9062.2	669062	
→							

	kw			 	! #		
BMW - 5 (E39) 09/95→07/03							
Zubehörsatz, Feststellbremsbacken							
540 i	210	03/96→06/03		05/96→		03.0137-9700.2 669700 03.0137-9702.2 669702	
			➔	05/96→		03.0137-9062.2 669062	
M5	294	10/98→06/03				03.0137-9288.2 669288	
 Seilzug, Feststellbremse							
520 d	100	02/00→06/03		04/00→; Scheibenbremse; <input type="checkbox"/>		24.3727-0246.2 580246	L= 1.877 + Zub
525 d	120	02/00→06/03		04/00→; Scheibenbremse; <input type="checkbox"/>		24.3727-0247.2 580247	L= 1.924 + Zub
520 i	100 - 125	01/96→06/03		Scheibenbremse; <input type="checkbox"/>		24.3727-0246.2 580246	L= 1.877 + Zub
530 d	142	09/98→06/03		Scheibenbremse; <input type="checkbox"/>		24.3727-0247.2 580247	L= 1.924 + Zub
535 i	173 - 180	06/96→06/03					
M5	294	10/98→06/03					
520 i	110	01/96→06/03		03/96→; Scheibenbremse; <input type="checkbox"/>		24.3727-0246.2 580246	L= 1.877 + Zub
				03/96→; Scheibenbremse; <input type="checkbox"/>		24.3727-0247.2 580247	L= 1.924 + Zub
523 i	125	09/95→08/00		12/95→; Scheibenbremse; <input type="checkbox"/>		24.3727-0246.2 580246	L= 1.877 + Zub
528 i	142	09/95→08/00		12/95→; Scheibenbremse; <input type="checkbox"/>		24.3727-0247.2 580247	L= 1.924 + Zub
525 i	141	09/00→06/03		10/00→; Scheibenbremse; <input type="checkbox"/>		24.3727-0246.2 580246	L= 1.877 + Zub
530 i	170	09/00→06/03		10/00→; Scheibenbremse; <input type="checkbox"/>		24.3727-0247.2 580247	L= 1.924 + Zub
525 td	85	01/97→06/03		→ 09/00; Scheibenbremse; <input type="checkbox"/>		24.3727-0246.2 580246	L= 1.877 + Zub
				→ 09/00; Scheibenbremse; <input type="checkbox"/>		24.3727-0247.2 580247	L= 1.924 + Zub
525 tds	105	01/96→06/03		02/96→ 09/00; Scheibenbremse; <input type="checkbox"/>		24.3727-0246.2 580246	L= 1.877 + Zub
				02/96→ 09/00; Scheibenbremse; <input type="checkbox"/>		24.3727-0247.2 580247	L= 1.924 + Zub
530 d	135	08/98→09/00		09/98→; Scheibenbremse; <input type="checkbox"/>		24.3727-0246.2 580246	L= 1.877 + Zub
				09/98→; Scheibenbremse; <input type="checkbox"/>		24.3727-0247.2 580247	L= 1.924 + Zub
540 i	210	03/96→06/03		05/96→; Scheibenbremse; <input type="checkbox"/>		24.3727-0246.2 580246	L= 1.877 + Zub
				05/96→; Scheibenbremse; <input type="checkbox"/>		24.3727-0247.2 580247	L= 1.924 + Zub
BMW - 5 (E60) 12/01→03/10							
 Bremsbackensatz, Feststellbremse							
520 d	110 - 130	09/05→12/09	➔			03.0137-0419.2 650419	Ø 185 x 30
523 i	140	03/07→12/09					
525 d xDrive	145	09/07→12/09					
525 i	141	09/03→02/05					
525 xi	160	04/05→12/09					
528 i	172	03/07→12/09					
530 d	170	09/05→03/07					
530 d xDrive	173	09/07→12/09					
530 i	200	03/07→12/09					
530 i xDrive	200	09/08→12/09					
530 xd	173	03/07→08/07					
530 xi	200	03/07→10/09					
535 i	225	04/06→12/09					
540 i	220 - 225	09/05→12/09					
545 i	245	09/03→08/05					
550 i	270	09/05→12/09					
M5	373	09/04→12/09					
520 i	125	07/03→03/10	➔	→ 03/05		03.0137-0419.2 650419	Ø 185 x 30
523 i	130	10/04→02/07	➔	07/05→		03.0137-0419.2 650419	Ø 185 x 30
525 i	137 - 160	07/03→12/09					
530 i	190	03/05→03/07					
530 xd	170	02/05→02/07					
530 xi	190	09/04→02/07					
525 d	120 - 130	06/04→03/10	➔	→ 03/07		03.0137-0419.2 650419	Ø 185 x 30
535 d	200	09/04→03/10					
525 d	145	01/07→03/10	➔	03/07→ 02/10		03.0137-0419.2 650419	Ø 185 x 30
535 d	210	01/07→03/10					
525 i	155 - 160	07/05→03/10	➔	→ 02/10		03.0137-0419.2 650419	Ø 185 x 30
525 i xDrive	160	09/08→03/10					
525 xd	145	11/06→08/07	➔	03/07→		03.0137-0419.2 650419	Ø 185 x 30
530 d	173	02/07→12/09					
530 xi	200	02/07→08/08					
530 d	155 - 160	09/02→12/09	➔	07/03→ 08/05		03.0137-0419.2 650419	Ø 185 x 30
530 i	170	12/01→02/05	➔	07/03→		03.0137-0419.2 650419	Ø 185 x 30
→							










	kw			 	! #		
BMW - 5 (E60) 12/01→03/10							
 Bremsbackensatz, Feststellbremse							
530 i	187	03/05→03/10	➔	07/05→03/07		03.0137-0419.2 650419	Ø 185 x 30
Zubehörsatz, Feststellbremsbacken							
520 d	110 - 130	09/05→12/09				03.0137-9288.2 669288	
523 i	140	03/07→12/09					
525 d xDrive	145	09/07→12/09					
525 i	141	09/03→02/05					
525 xi	160	04/05→12/09					
528 i	172	03/07→12/09					
530 d	170	09/05→03/07					
530 d xDrive	173	09/07→12/09					
530 i	200	03/07→12/09					
530 i xDrive	200	09/08→12/09					
530 xd	173	03/07→08/07					
530 xi	200	03/07→10/09					
535 i	225	04/06→12/09					
540 i	220 - 225	09/05→12/09					
545 i	245	09/03→08/05					
550 i	270	09/05→12/09					
M5	373	09/04→12/09					
520 i	125	07/03→03/10		→ 03/05		03.0137-9288.2 669288	
523 i	130	10/04→02/07		07/05→		03.0137-9288.2 669288	
525 i	137 - 160	07/03→12/09					
530 i	190	03/05→03/07					
530 xd	170	02/05→02/07					
530 xi	190	09/04→02/07					
525 d	120 - 130	06/04→03/10		→ 03/07		03.0137-9288.2 669288	
535 d	200	09/04→03/10					
525 d	145	01/07→03/10		03/07→02/10		03.0137-9288.2 669288	
535 d	210	01/07→03/10					
525 i	155 - 160	07/05→03/10		→ 02/10		03.0137-9288.2 669288	
525 i xDrive	160	09/08→03/10					
525 xd	145	11/06→08/07		03/07→		03.0137-9288.2 669288	
530 d	173	02/07→12/09					
530 xi	200	02/07→08/08					
530 d	155 - 160	09/02→12/09		07/03→08/05		03.0137-9288.2 669288	
530 i	170	12/01→02/05		07/03→		03.0137-9288.2 669288	
530 i	187	03/05→03/10		07/05→03/07		03.0137-9288.2 669288	
 Seilzug, Feststellbremse							
520 d	110 - 130	09/05→12/09			Scheibenbremse; <input type="checkbox"/>	24.3727-0236.2 580236	L= 1.681
523 i	140	03/07→12/09			Scheibenbremse; <input type="checkbox"/>	24.3727-0237.2 580237	L= 1.673
525 d xDrive	145	09/07→12/09					
525 i	141	09/03→02/05					
525 xi	160	04/05→12/09					
528 i	172	03/07→12/09					
530 d	170	09/05→03/07					
530 d xDrive	173	09/07→12/09					
530 i	200	03/07→12/09					
530 i xDrive	200	09/08→12/09					
530 xd	173	03/07→08/07					
530 xi	200	03/07→10/09					
535 i	225	04/06→12/09					
540 i	220 - 225	09/05→12/09					
545 i	245	09/03→08/05					
550 i	270	09/05→12/09					
M5	373	09/04→12/09					
520 i	125	07/03→03/10		→ 03/05; Scheibenbremse; <input type="checkbox"/>		24.3727-0236.2 580236	L= 1.681
				→ 03/05; Scheibenbremse; <input type="checkbox"/>		24.3727-0237.2 580237	L= 1.673
523 i	130	10/04→02/07		07/05→; Scheibenbremse; <input type="checkbox"/>		24.3727-0236.2 580236	L= 1.681
525 i	137 - 160	07/03→12/09		07/05→; Scheibenbremse; <input type="checkbox"/>		24.3727-0237.2 580237	L= 1.673
530 i	190	03/05→03/07					
530 xd	170	02/05→02/07					
530 xi	190	09/04→02/07					
525 d	120 - 130	06/04→03/10		→ 03/07; Scheibenbremse; <input type="checkbox"/>		24.3727-0236.2 580236	L= 1.681
535 d	200	09/04→03/10		→ 03/07; Scheibenbremse; <input type="checkbox"/>		24.3727-0237.2 580237	L= 1.673
525 d	145	01/07→03/10		03/07→02/10; Scheibenbremse; <input type="checkbox"/>		24.3727-0236.2 580236	L= 1.681
535 d	210	01/07→03/10		03/07→02/10; Scheibenbremse; <input type="checkbox"/>		24.3727-0237.2 580237	L= 1.673
➔							
























	kw			 	! #		
BMW - 5 (E60) 12/01→03/10							
 Seilzug, Feststellbremse							
525 i	155 - 160	07/05→03/10		→ 02/10; Scheibenbremse; <input type="checkbox"/>		24.3727-0236.2 580236	L= 1.681
525 i xDrive	160	09/08→03/10		→ 02/10; Scheibenbremse; <input type="checkbox"/>		24.3727-0237.2 580237	L= 1.673
525 xd	145	11/06→08/07		03/07→; Scheibenbremse; <input type="checkbox"/>		24.3727-0236.2 580236	L= 1.681
530 d	173	02/07→12/09		03/07→; Scheibenbremse; <input type="checkbox"/>		24.3727-0237.2 580237	L= 1.673
530 xi	200	02/07→08/08					
530 d	155 - 160	09/02→12/09		07/03→ 08/05; Scheibenbremse; <input type="checkbox"/>		24.3727-0236.2 580236	L= 1.681
				07/03→ 08/05; Scheibenbremse; <input type="checkbox"/>		24.3727-0237.2 580237	L= 1.673
530 i	170	12/01→02/05		07/03→; Scheibenbremse; <input type="checkbox"/>		24.3727-0236.2 580236	L= 1.681
				07/03→; Scheibenbremse; <input type="checkbox"/>		24.3727-0237.2 580237	L= 1.673
530 i	187	03/05→03/10		07/05→ 03/07; Scheibenbremse; <input type="checkbox"/>		24.3727-0236.2 580236	L= 1.681
				07/05→ 03/07; Scheibenbremse; <input type="checkbox"/>		24.3727-0237.2 580237	L= 1.673
BMW - 5 Gran Turismo (F07) 01/09→02/17							
 Bremsbackensatz, Feststellbremse							
520 d	100 - 120	07/12→02/17	➡			03.0137-0419.2 650419	Ø 185 x 30
530 d	155 - 190	09/10→02/17					
530 d xDrive	190	07/12→02/17					
535 d	220 - 230	03/10→02/17					
535 d xDrive	230	07/12→02/17					
535 i xDrive	225	09/10→02/17					
550 i	330	07/12→02/17					
550 i xDrive	330	07/12→02/17					
520 d	135	04/11→02/17	➡	10/11→		03.0137-0419.2 650419	Ø 185 x 30
528 i	180	07/13→02/17	➡	08/13→		03.0137-0419.2 650419	Ø 185 x 30
530 d	180	08/09→06/12	➡	10/09→		03.0137-0419.2 650419	Ø 185 x 30
535 i	225	01/09→02/17					
550 i	300	08/09→06/12					
530 d xDrive	180	06/10→06/12	➡	09/10→		03.0137-0419.2 650419	Ø 185 x 30
535 d xDrive	220	03/10→06/12					
550 i xDrive	300	06/10→06/12					
Zubehörsatz, Feststellbremsbacken							
520 d	100 - 120	07/12→02/17				03.0137-9288.2 669288	
530 d	155 - 190	09/10→02/17					
530 d xDrive	190	07/12→02/17					
535 d	220 - 230	03/10→02/17					
535 d xDrive	230	07/12→02/17					
535 i xDrive	225	09/10→02/17					
550 i	330	07/12→02/17					
550 i xDrive	330	07/12→02/17					
520 d	135	04/11→02/17		10/11→		03.0137-9288.2 669288	
528 i	180	07/13→02/17		08/13→		03.0137-9288.2 669288	
530 d	180	08/09→06/12		10/09→		03.0137-9288.2 669288	
535 i	225	01/09→02/17					
550 i	300	08/09→06/12					
530 d xDrive	180	06/10→06/12		09/10→		03.0137-9288.2 669288	
535 d xDrive	220	03/10→06/12					
550 i xDrive	300	06/10→06/12					
BMW - 5 Touring (E39) 09/96→06/04							
 Bremsbackensatz, Feststellbremse							
520 d	100	02/00→09/03	➡	04/00→ 07/03		03.0137-0305.2 650305	Ø 185 x 20
525 d	120	02/00→05/04					
520 i	100	03/97→08/01	➡			03.0137-0305.2 650305	Ø 185 x 20
523 i	120	09/98→08/00					
520 i	110	03/97→08/01	➡	05/97→		03.0137-0305.2 650305	Ø 185 x 20
523 i	125	03/97→08/00					
528 i	142	11/96→08/00					
520 i	120 - 125	09/00→12/03	➡	→ 07/03		03.0137-0305.2 650305	Ø 185 x 20
530 d	142	09/00→05/04					
525 i	141	09/00→05/04	➡	10/00→ 07/03		03.0137-0305.2 650305	Ø 185 x 20
530 i	170	09/00→12/03					
525 tds	105	03/97→05/04	➡	06/98→ 09/00		03.0137-0305.2 650305	Ø 185 x 20
530 d	135	08/98→09/00	➡	09/98→		03.0137-0305.2 650305	Ø 185 x 20
540 i	210	04/97→12/03	➡	05/97→ 07/03		03.0137-0305.2 650305	Ø 185 x 20
→							










	kw			 	! #		
BMW - 5 Touring (E39) 09/96→06/04							
Zubehörsatz, Feststellbremsbacken							
520 d	100	02/00→09/03		04/00→ 07/03		03.0137-9700.2 669700	
525 d	120	02/00→05/04				03.0137-9702.2 669702	
			➔	04/00→ 07/03		03.0137-9062.2 669062	
520 i	100	03/97→08/01				03.0137-9700.2 669700	
523 i	120	09/98→08/00				03.0137-9702.2 669702	
			➔			03.0137-9062.2 669062	
520 i	110	03/97→08/01		05/97→		03.0137-9700.2 669700	
523 i	125	03/97→08/00				03.0137-9702.2 669702	
528 i	142	11/96→08/00				03.0137-9702.2 669702	
			➔	05/97→		03.0137-9062.2 669062	
520 i	120 -	09/00→12/03		→ 07/03		03.0137-9700.2 669700	
	125					03.0137-9702.2 669702	
530 d	142	09/00→05/04				03.0137-9702.2 669702	
			➔	→ 07/03		03.0137-9062.2 669062	
525 i	141	09/00→05/04		10/00→ 07/03		03.0137-9700.2 669700	
530 i	170	09/00→12/03				03.0137-9702.2 669702	
			➔	10/00→ 07/03		03.0137-9062.2 669062	
525 tds	105	03/97→05/04		06/98→ 09/00		03.0137-9700.2 669700	
						03.0137-9702.2 669702	
			➔	06/98→ 09/00		03.0137-9062.2 669062	
530 d	135	08/98→09/00		09/98→		03.0137-9700.2 669700	
						03.0137-9702.2 669702	
			➔	09/98→		03.0137-9062.2 669062	
540 i	210	04/97→12/03		05/97→ 07/03		03.0137-9700.2 669700	
						03.0137-9702.2 669702	
			➔	05/97→ 07/03		03.0137-9062.2 669062	
 Seilzug, Feststellbremse							
520 d	100	02/00→09/03		04/00→ 07/03; Scheibenbremse; <input type="checkbox"/>		24.3727-0246.2 580246	L= 1.877 + Zub
525 d	120	02/00→05/04		04/00→ 07/03; Scheibenbremse; <input type="checkbox"/>		24.3727-0247.2 580247	L= 1.924 + Zub
520 i	100	03/97→08/01		Scheibenbremse; <input type="checkbox"/>		24.3727-0246.2 580246	L= 1.877 + Zub
523 i	120	09/98→08/00		Scheibenbremse; <input type="checkbox"/>		24.3727-0247.2 580247	L= 1.924 + Zub
520 i	110	03/97→08/01		05/97→; Scheibenbremse; <input type="checkbox"/>		24.3727-0246.2 580246	L= 1.877 + Zub
523 i	125	03/97→08/00				24.3727-0247.2 580247	L= 1.924 + Zub
528 i	142	11/96→08/00		05/97→; Scheibenbremse; <input type="checkbox"/>		24.3727-0247.2 580247	L= 1.924 + Zub
520 i	120 -	09/00→12/03		→ 07/03; Scheibenbremse; <input type="checkbox"/>		24.3727-0246.2 580246	L= 1.877 + Zub
	125					24.3727-0247.2 580247	L= 1.924 + Zub
530 d	142	09/00→05/04		→ 07/03; Scheibenbremse; <input type="checkbox"/>		24.3727-0247.2 580247	L= 1.924 + Zub
525 i	141	09/00→05/04		10/00→ 07/03; Scheibenbremse; <input type="checkbox"/>		24.3727-0246.2 580246	L= 1.877 + Zub
530 i	170	09/00→12/03		10/00→ 07/03; Scheibenbremse; <input type="checkbox"/>		24.3727-0247.2 580247	L= 1.924 + Zub
525 tds	105	03/97→05/04		06/98→ 09/00; Scheibenbremse; <input type="checkbox"/>		24.3727-0246.2 580246	L= 1.877 + Zub
				06/98→ 09/00; Scheibenbremse; <input type="checkbox"/>		24.3727-0247.2 580247	L= 1.924 + Zub
530 d	135	08/98→09/00		09/98→; Scheibenbremse; <input type="checkbox"/>		24.3727-0246.2 580246	L= 1.877 + Zub
				09/98→; Scheibenbremse; <input type="checkbox"/>		24.3727-0247.2 580247	L= 1.924 + Zub
540 i	210	04/97→12/03		05/97→ 07/03; Scheibenbremse; <input type="checkbox"/>		24.3727-0246.2 580246	L= 1.877 + Zub
				05/97→ 07/03; Scheibenbremse; <input type="checkbox"/>		24.3727-0247.2 580247	L= 1.924 + Zub
BMW - 5 Touring (E61) 03/04→12/10							
 Bremsbackensatz, Feststellbremse							
520 d	110 -	09/05→05/10	➔			03.0137-0419.2 650419	Ø 185 x 30
	130						
523 i	140	03/07→01/10					
525 d	145	03/07→05/10					
525 d xDrive	145	09/08→05/10					
525 i	155	03/05→05/10					
525 xd	145	09/07→09/08					
530 d xDrive	173	09/07→05/10					
530 i xDrive	200	09/08→05/10					
530 xd	173	03/07→08/07					
530 xi	200	09/06→05/10					
520 d	120	04/05→05/10	➔	07/05→		03.0137-0419.2 650419	Ø 185 x 30
523 i	130	10/04→02/07					
525 i	160	03/05→05/10					
530 d	170	02/05→02/07					
530 i	190	09/04→02/07					
530 xd	170	02/05→02/07					
530 xi	190	04/05→02/07					
➔							























	kW			 	! #		
BMW - 5 Touring (E61) 03/04→12/10							
 Bremsbackensatz, Feststellbremse							
520 i	120 - 125	07/07→12/10	➡	→ 05/10		03.0137-0419.2 650419	Ø 185 x 30
525 i	155 - 160	01/07→12/10					
525 i xDrive	160	09/08→12/10					
525 xi	160	07/05→12/10					
550 i	270	07/05→12/10					
M5	373	02/07→12/10					
523 i	140	01/07→12/10	➡	03/07→ 05/10		03.0137-0419.2 650419	Ø 185 x 30
530 i	200	01/07→12/10					
535 d	210	01/07→12/10					
525 d	120	03/04→03/07	➡	12/04→		03.0137-0419.2 650419	Ø 185 x 30
525 d	130	03/04→03/07	➡	05/04→		03.0137-0419.2 650419	Ø 185 x 30
530 d	155 - 160	03/04→05/10					
525 i	141	06/04→12/10	➡	→ 03/05		03.0137-0419.2 650419	Ø 185 x 30
530 d	173	02/07→05/10	➡	03/07→		03.0137-0419.2 650419	Ø 185 x 30
530 i	200	09/06→03/10					
535 d	200	09/04→12/10	➡	→ 03/07		03.0137-0419.2 650419	Ø 185 x 30
545 i	245	06/04→12/10	➡	→ 08/05		03.0137-0419.2 650419	Ø 185 x 30
Zubehörsatz, Feststellbremsbacken							
520 d	110 - 130	09/05→05/10	➡			03.0137-9288.2 669288	
523 i	140	03/07→01/10					
525 d	145	03/07→05/10					
525 d xDrive	145	09/08→05/10					
525 i	155	03/05→05/10					
525 xd	145	09/07→09/08					
530 d xDrive	173	09/07→05/10					
530 i xDrive	200	09/08→05/10					
530 xd	173	03/07→08/07					
530 xi	200	09/06→05/10					
520 d	120	04/05→05/10	➡	07/05→		03.0137-9288.2 669288	
523 i	130	10/04→02/07					
525 i	160	03/05→05/10					
530 d	170	02/05→02/07					
530 i	190	09/04→02/07					
530 xd	170	02/05→02/07					
530 xi	190	04/05→02/07					
520 i	120 - 125	07/07→12/10	➡	→ 05/10		03.0137-9288.2 669288	
525 i	155 - 160	01/07→12/10					
525 i xDrive	160	09/08→12/10					
525 xi	160	07/05→12/10					
550 i	270	07/05→12/10					
M5	373	02/07→12/10					
523 i	140	01/07→12/10	➡	03/07→ 05/10		03.0137-9288.2 669288	
530 i	200	01/07→12/10					
535 d	210	01/07→12/10					
525 d	120	03/04→03/07	➡	12/04→		03.0137-9288.2 669288	
525 d	130	03/04→03/07	➡	05/04→		03.0137-9288.2 669288	
530 d	155 - 160	03/04→05/10					
525 i	141	06/04→12/10	➡	→ 03/05		03.0137-9288.2 669288	
530 d	173	02/07→05/10	➡	03/07→		03.0137-9288.2 669288	
530 i	200	09/06→03/10					
535 d	200	09/04→12/10	➡	→ 03/07		03.0137-9288.2 669288	
545 i	245	06/04→12/10	➡	→ 08/05		03.0137-9288.2 669288	
 Seilzug, Feststellbremse							
520 d	110 - 130	09/05→05/10		Scheibenbremse; <input type="checkbox"/>		24.3727-0236.2 580236	L= 1.681
523 i	140	03/07→01/10		Scheibenbremse; <input type="checkbox"/>		24.3727-0237.2 580237	L= 1.673
525 d	145	03/07→05/10					
525 d xDrive	145	09/08→05/10					
525 i	155	03/05→05/10					
525 xd	145	09/07→09/08					
530 d xDrive	173	09/07→05/10					
530 i xDrive	200	09/08→05/10					
530 xd	173	03/07→08/07					
530 xi	200	09/06→05/10					
520 d	120	04/05→05/10		07/05→; Scheibenbremse; <input type="checkbox"/>		24.3727-0236.2 580236	L= 1.681
523 i	130	10/04→02/07					
525 i	160	03/05→05/10		07/05→; Scheibenbremse; <input type="checkbox"/>		24.3727-0237.2 580237	L= 1.673
530 d	170	02/05→02/07					
→							











	kw			 	! #		
BMW - 5 Touring (E61) 03/04→12/10							
 Seilzug, Feststellbremse							
530 i	190	09/04→02/07		07/05→; Scheibenbremse; <input type="checkbox"/>		24.3727-0236.2 580236	L= 1.681
530 xd	170	02/05→02/07					
530 xi	190	04/05→02/07		07/05→; Scheibenbremse; <input type="checkbox"/>		24.3727-0237.2 580237	L= 1.673
520 i	120 - 125	07/07→12/10		→ 05/10; Scheibenbremse; <input type="checkbox"/>		24.3727-0236.2 580236	L= 1.681
525 i	155 - 160	01/07→12/10		→ 05/10; Scheibenbremse; <input type="checkbox"/>		24.3727-0237.2 580237	L= 1.673
525 i xDrive	160	09/08→12/10					
525 xi	160	07/05→12/10					
550 i	270	07/05→12/10					
M5	373	02/07→12/10					
523 i	140	01/07→12/10		03/07→ 05/10; Scheibenbremse; <input type="checkbox"/>		24.3727-0236.2 580236	L= 1.681
530 i	200	01/07→12/10					
535 d	210	01/07→12/10		03/07→ 05/10; Scheibenbremse; <input type="checkbox"/>		24.3727-0237.2 580237	L= 1.673
525 d	120	03/04→03/07		12/04→; Scheibenbremse; <input type="checkbox"/>		24.3727-0236.2 580236	L= 1.681
				12/04→; Scheibenbremse; <input type="checkbox"/>		24.3727-0237.2 580237	L= 1.673
525 d	130	03/04→03/07		05/04→; Scheibenbremse; <input type="checkbox"/>		24.3727-0236.2 580236	L= 1.681
530 d	155 - 160	03/04→05/10		05/04→; Scheibenbremse; <input type="checkbox"/>		24.3727-0237.2 580237	L= 1.673
525 i	141	06/04→12/10		→ 03/05; Scheibenbremse; <input type="checkbox"/>		24.3727-0236.2 580236	L= 1.681
				→ 03/05; Scheibenbremse; <input type="checkbox"/>		24.3727-0237.2 580237	L= 1.673
530 d	173	02/07→05/10		03/07→; Scheibenbremse; <input type="checkbox"/>		24.3727-0236.2 580236	L= 1.681
530 i	200	09/06→03/10		03/07→; Scheibenbremse; <input type="checkbox"/>		24.3727-0237.2 580237	L= 1.673
535 d	200	09/04→12/10		→ 03/07; Scheibenbremse; <input type="checkbox"/>		24.3727-0236.2 580236	L= 1.681
				→ 03/07; Scheibenbremse; <input type="checkbox"/>		24.3727-0237.2 580237	L= 1.673
545 i	245	06/04→12/10		→ 08/05; Scheibenbremse; <input type="checkbox"/>		24.3727-0236.2 580236	L= 1.681
				→ 08/05; Scheibenbremse; <input type="checkbox"/>		24.3727-0237.2 580237	L= 1.673
BMW - 6 (E63) 09/03→12/10							
 Bremsbackensatz, Feststellbremse							
630 i	190 - 200	09/04→08/10	➡			03.0137-0419.2 650419	Ø 185 x 30
645 Ci	245	09/03→08/05					
650 i	270	09/05→08/10					
M	373	09/05→07/10					
635 d	210	07/07→07/10	➡	09/07→		03.0137-0419.2 650419	Ø 185 x 30
Zubehörsatz, Feststellbremsbacken							
630 i	190 - 200	09/04→08/10	➡			03.0137-9288.2 669288	
645 Ci	245	09/03→08/05					
650 i	270	09/05→08/10					
M	373	09/05→07/10					
635 d	210	07/07→07/10	➡	09/07→		03.0137-9288.2 669288	
BMW - 6 Cabriolet (E64) 03/04→12/10							
 Bremsbackensatz, Feststellbremse							
630 i	190 - 200	09/04→08/10	➡			03.0137-0419.2 650419	Ø 185 x 30
645 Ci	245	04/04→08/05					
650 i	270	09/05→08/10					
635 d	210	07/07→07/10	➡	09/07→		03.0137-0419.2 650419	Ø 185 x 30
Zubehörsatz, Feststellbremsbacken							
630 i	190 - 200	09/04→08/10	➡			03.0137-9288.2 669288	
645 Ci	245	04/04→08/05					
650 i	270	09/05→08/10					
635 d	210	07/07→07/10	➡	09/07→		03.0137-9288.2 669288	
BMW - 7 (E38) 03/94→11/01							
 Bremsbackensatz, Feststellbremse							
725 tds	105	04/96→11/01	➡	05/96→		03.0137-0150.2 650150	Ø 180 x 25
iL	142	08/95→11/01	➡			03.0137-0150.2 650150	Ø 180 x 25
728 i	142	08/95→11/01	➡	01/96→		03.0137-0150.2 650150	Ø 180 x 25
728i X	142	11/95→09/01	➡			03.0137-0150.2 650150	Ø 180 x 25
730 d	142	04/00→11/01					
730 i	155	10/94→11/01					
iL	155 - 240	10/94→11/01					
→							











	kw			 	! #		
BMW - 7 (E38) 03/94→11/01							
 Bremsbackensatz, Feststellbremse							
735 i	173 - 175	03/96→07/01	➔			03.0137-0150.2 650150	Ø 180 x 25
740 d	180	05/99→11/01					
740 i	210	02/96→07/01					
750 i	240	11/94→07/01					
730 d	135	08/98→04/00	➔	09/98→		03.0137-0150.2 650150	Ø 180 x 25
Zubehörsatz, Feststellbremsbacken							
725 tds	105	04/96→11/01		05/96→		03.0137-9700.2 669700	
			➔	05/96→		03.0137-9062.2 669062	
iL	142	08/95→11/01				03.0137-9700.2 669700	
728 i	142	08/95→11/01		01/96→		03.0137-9700.2 669700	
			➔			03.0137-9062.2 669062	
			➔	01/96→		03.0137-9062.2 669062	
728i X	142	11/95→09/01				03.0137-9700.2 669700	
730 d	142	04/00→11/01					
730 i	155	10/94→11/01	➔			03.0137-9062.2 669062	
iL	155 - 240	10/94→11/01					
735 i	173 - 175	03/96→07/01					
740 d	180	05/99→11/01					
740 i	210	02/96→07/01					
750 i	240	11/94→07/01					
730 d	135	08/98→04/00		09/98→		03.0137-9700.2 669700	
			➔	09/98→		03.0137-9062.2 669062	
 Seilzug, Feststellbremse							
725 tds	105	04/96→11/01		05/96→; Scheibenbremse; <input type="checkbox"/>		24.3727-0232.2 580232	L= 1.265
				05/96→; Scheibenbremse; <input type="checkbox"/>		24.3727-0239.2 580239	L= 1.119
iL	142	08/95→11/01		01/96→; Scheibenbremse; <input type="checkbox"/>		24.3727-0232.2 580232	L= 1.265
728 i	142	08/95→11/01		Scheibenbremse; <input type="checkbox"/>		24.3727-0232.2 580232	L= 1.265
				01/96→; Scheibenbremse; <input type="checkbox"/>		24.3727-0239.2 580239	L= 1.119
				Scheibenbremse; <input type="checkbox"/>		24.3727-0239.2 580239	L= 1.119
728i X	142	11/95→09/01		Scheibenbremse; <input type="checkbox"/>		24.3727-0232.2 580232	L= 1.265
730 d	142	04/00→11/01					
730 i	155	10/94→11/01		Scheibenbremse; <input type="checkbox"/>		24.3727-0239.2 580239	L= 1.119
iL	155 - 240	10/94→11/01					
735 i	173 - 175	03/96→07/01					
740 d	180	05/99→11/01					
740 i	210	02/96→07/01					
750 i	240	11/94→07/01					
730 d	135	08/98→04/00		09/98→; Scheibenbremse; <input type="checkbox"/>		24.3727-0232.2 580232	L= 1.265
				09/98→; Scheibenbremse; <input type="checkbox"/>		24.3727-0239.2 580239	L= 1.119
BMW - 7 (E65, E66, E67) 07/01→12/09							
 Bremsbackensatz, Feststellbremse							
730 d	150 - 155	09/02→08/08	➔			03.0137-0419.2 650419	Ø 185 x 30
730 i	170	03/03→07/08					
Li	170 - 270	07/01→08/08					
730 Ld	170	07/05→08/08					
735 i	200 - 225	11/01→12/09					
740 d	190	10/02→02/05					
740 i	225	03/05→08/08					
745 d	220 - 242	03/05→07/08					
745 i	245	07/01→03/05					
750 i	270	03/05→08/08					
730 d	160	06/02→02/05	➔	09/02→		03.0137-0419.2 650419	Ø 185 x 30
730 i	184 - 190	03/05→08/08	➔	07/05→		03.0137-0419.2 650419	Ø 185 x 30
Li	184 - 190	03/05→08/08					
760 i	320 - 327	01/03→08/08	➔	03/03→		03.0137-0419.2 650419	Ø 185 x 30
Li	327	01/03→08/08					
→							
























	kW			 	! #		
BMW - 7 (E65, E66, E67) 07/01→12/09							
Zubehörsatz, Feststellbremsbacken							
730 d	150 - 155	09/02→08/08	➔			03.0137-9288.2 669288	
730 i	170	03/03→07/08					
Li	170 - 270	07/01→08/08					
730 Ld	170	07/05→08/08					
735 i	200 - 225	11/01→12/09					
740 d	190	10/02→02/05					
740 i	225	03/05→08/08					
745 d	220 - 242	03/05→07/08					
745 i	245	07/01→03/05					
750 i	270	03/05→08/08					
730 d	160	06/02→02/05	➔	09/02→		03.0137-9288.2 669288	
730 i	184 - 190	03/05→08/08	➔	07/05→		03.0137-9288.2 669288	
Li	184 - 190	03/05→08/08					
760 i	320 - 327	01/03→08/08	➔	03/03→		03.0137-9288.2 669288	
Li	327	01/03→08/08					
BMW - 7 (F01, F02, F03, F04) 02/08→12/15							
 Bremsbackensatz, Feststellbremse							
730 d	155	02/08→05/15	➔	09/08→		03.0137-0419.2 650419	Ø 185 x 30
730 d	180 - 190	09/08→05/15	➔			03.0137-0419.2 650419	Ø 185 x 30
730 i	190	09/09→06/15					
Li	190 - 400	09/08→12/15					
740 d	225 - 230	09/09→06/15					
740 d xDrive	225 - 230	09/10→06/15					
740 i	224 - 240	09/08→12/15					
Li xDrive	235 - 330	09/09→12/15					
750 d xDrive	280	07/12→12/15					
750 i	300 - 331	09/08→06/15					
760 i	400	09/09→12/15					
ActiveHybrid 7	235 - 342	04/10→06/15					
730 d xDrive	155 - 190	11/11→05/15	➔	06/12→		03.0137-0419.2 650419	Ø 185 x 30
Zubehörsatz, Feststellbremsbacken							
730 d	155	02/08→05/15		09/08→		03.0137-9288.2 669288	
730 d	180 - 190	09/08→05/15				03.0137-9288.2 669288	
730 i	190	09/09→06/15					
Li	190 - 400	09/08→12/15					
740 d	225 - 230	09/09→06/15					
740 d xDrive	225 - 230	09/10→06/15					
740 i	224 - 240	09/08→12/15					
Li xDrive	235 - 330	09/09→12/15					
750 d xDrive	280	07/12→12/15					
750 i	300 - 331	09/08→06/15					
760 i	400	09/09→12/15					
ActiveHybrid 7	235 - 342	04/10→06/15					
730 d xDrive	155 - 190	11/11→05/15		06/12→		03.0137-9288.2 669288	
BMW - 8 (E31) 01/90→12/99							
 Bremsbackensatz, Feststellbremse							
840 Ci	210	03/96→06/99	➔			03.0137-0150.2 650150	Ø 180 x 25
850 Ci	240	09/94→12/99					
→							














	kW			 	! #		
BMW - 8 (E31) 01/90→12/99							
Zubehörsatz, Feststellbremsbacken							
840 Ci	210	03/96→06/99	➔			03.0137-9062.2 669062	
850 Ci	240	09/94→12/99					
BMW - X1 (E84) 03/09→06/15							
 Bremsbackensatz, Feststellbremse							
sDrive 16 d	85	04/12→06/15	➔	07/12→		03.0137-0305.2 650305	Ø 185 x 20
xDrive 25 d	160	10/09→06/15					
sDrive 16 i	105	03/13→06/15	➔			03.0137-0305.2 650305	Ø 185 x 20
sDrive 18 d	105	12/09→06/15					
sDrive 18 i	100 - 110	03/10→06/15					
sDrive 20 d	120 - 135	10/09→06/15					
sDrive 20 i	135	09/11→06/15					
sDrive 28 i	180	09/12→06/15					
xDrive 18 d	105	10/09→06/15					
xDrive 20 d	120 - 135	09/09→06/15					
xDrive 20 i	135	09/11→06/15					
xDrive 23 d	150	10/09→06/15					
xDrive 25 i	160	03/10→08/11					
xDrive 28 i	180 - 194	09/09→06/15					
xDrive 28 i Flex	180	04/11→06/15					
xDrive 35 i	225	03/11→06/15					
sDrive 18 d	100	03/09→06/15	➔	10/09→		03.0137-0305.2 650305	Ø 185 x 20
xDrive 18 d	100	03/09→06/15					
Zubehörsatz, Feststellbremsbacken							
sDrive 16 d	85	04/12→06/15		07/12→		03.0137-9062.2 669062	
xDrive 25 d	160	10/09→06/15				03.0137-9700.2 669700	
						03.0137-9702.2 669702	
sDrive 16 i	105	03/13→06/15				03.0137-9062.2 669062	
sDrive 18 d	105	12/09→06/15				03.0137-9700.2 669700	
sDrive 18 i	100 - 110	03/10→06/15				03.0137-9702.2 669702	
sDrive 20 d	120 - 135	10/09→06/15					
sDrive 20 i	135	09/11→06/15					
sDrive 28 i	180	09/12→06/15					
xDrive 18 d	105	10/09→06/15					
xDrive 20 d	120 - 135	09/09→06/15					
xDrive 20 i	135	09/11→06/15					
xDrive 23 d	150	10/09→06/15					
xDrive 25 i	160	03/10→08/11					
xDrive 28 i	180 - 194	09/09→06/15					
xDrive 28 i Flex	180	04/11→06/15					
xDrive 35 i	225	03/11→06/15					
sDrive 18 d	100	03/09→06/15		10/09→		03.0137-9062.2 669062	
xDrive 18 d	100	03/09→06/15				03.0137-9700.2 669700	
						03.0137-9702.2 669702	
BMW - X3 (E83) 01/03→12/11							
 Bremsbackensatz, Feststellbremse							
2.0 d	110	09/04→08/07	➔			03.0137-0419.2 650419	Ø 185 x 30
2.0 i	110	07/05→08/08					
2.0 sd	130	09/07→08/08					
2.5 i	141	03/04→07/06					
2.5 si	160	08/06→08/08					
2.5 si xDrive	155	08/06→08/08					
3.0 d	150 - 160	01/04→08/08					
3.0 i xDrive	170	09/03→07/06					
3.0 sd	210	09/06→08/08					
3.0 si	194 - 200	08/06→08/08					
xDrive 20 d	120 - 130	09/08→08/10					
xDrive 25 i	155 - 160	09/08→08/10					
xDrive 30 d	155 - 160	09/08→08/10					
xDrive 30 i	160 - 200	08/06→08/10					
xDrive 18 d	100 - 105	09/08→12/11	➔	→ 08/10		03.0137-0419.2 650419	Ø 185 x 30
➔							















	kW			 	! #		
BMW - X3 (E83) 01/03→12/11							
 Bremsbackensatz, Feststellbremse							
xDrive 20 i xDrive 35 d	110 210	09/08→08/11 09/08→08/11	➔	→ 08/10		03.0137-0419.2 650419	Ø 185 x 30
Zubehörsatz, Feststellbremsbacken							
2.0 d 2.0 i 2.0 sd 2.5 i 2.5 si 2.5 si xDrive 3.0 d 3.0 i xDrive 3.0 sd 3.0 si xDrive 20 d xDrive 25 i xDrive 30 d xDrive 30 i	110 110 130 141 160 155 150 - 160 170 210 194 - 200 120 - 130 155 - 160 155 - 160 160 -	09/04→08/07 07/05→08/08 09/07→08/08 03/04→07/06 08/06→08/08 08/06→08/08 01/04→08/08 09/03→07/06 09/06→08/08 08/06→08/08 09/08→08/10 09/08→08/10 09/08→08/10 08/06→08/10	➔			03.0137-9288.2 669288	
xDrive 18 d xDrive 20 i xDrive 35 d	100 - 105 110 210	09/08→12/11 09/08→08/11 09/08→08/11	➔	→ 08/10		03.0137-9288.2 669288	
 Seilzug, Feststellbremse							
2.0 d 2.0 i 2.0 sd 2.5 i 2.5 si 2.5 si xDrive 3.0 d 3.0 i xDrive 3.0 sd 3.0 si xDrive 20 d xDrive 25 i xDrive 30 d xDrive 30 i	110 110 130 141 160 155 150 - 160 170 210 194 - 200 120 - 130 155 - 160 155 - 160 160 -	09/04→08/07 07/05→08/08 09/07→08/08 03/04→07/06 08/06→08/08 08/06→08/08 01/04→08/08 09/03→07/06 09/06→08/08 08/06→08/08 09/08→08/10 09/08→08/10 09/08→08/10 08/06→08/10		Scheibenbremse; <input type="checkbox"/>		24.3727-0235.2 580235	L= 1.613
				Scheibenbremse; <input type="checkbox"/>		24.3727-0238.2 580238	L= 1.634
xDrive 18 d xDrive 20 i xDrive 35 d	100 - 105 110 210	09/08→12/11 09/08→08/11 09/08→08/11		→ 08/10; Scheibenbremse; <input type="checkbox"/>		24.3727-0235.2 580235	L= 1.613
				→ 08/10; Scheibenbremse; <input type="checkbox"/>		24.3727-0238.2 580238	L= 1.634
BMW - X5 (E53) 01/00→12/06							
 Bremsbackensatz, Feststellbremse							
3.0 d 3.0 i 4.4 i 4.6 is 4.8 is	135 - 160 170 210 - 235 255 265	04/01→09/06 04/00→10/06 01/00→10/06 10/01→09/03 04/04→09/06	➔			03.0137-0419.2 650419	Ø 185 x 30
Zubehörsatz, Feststellbremsbacken							
3.0 d 3.0 i 4.4 i 4.6 is 4.8 is	135 - 160 170 210 - 235 255 265	04/01→09/06 04/00→10/06 01/00→10/06 10/01→09/03 04/04→09/06	➔			03.0137-9288.2 669288	
 Seilzug, Feststellbremse							
3.0 d 3.0 i 4.4 i →	135 - 160 170 210 - 235	04/01→09/06 04/00→10/06 01/00→10/06		für Linkslenker; Scheibenbremse; <input type="checkbox"/>	2	24.3727-0231.2 580231	L= 1.942














	kW			 	! #		
BMW - X5 (E53) 01/00→12/06							
 Seilzug, Feststellbremse							
4.6 is	255	10/01→09/03		für Linkslenker; Scheibenbremse; ↓	2	24.3727-0231.2 580231	L= 1.942
4.8 is	265	04/04→09/06					
BMW - X5 (E70) 02/06→07/13							
 Bremsbackensatz, Feststellbremse							
3.0 3.0d	155	02/07→09/08	➔			03.0137-0419.2 650419	Ø 185 x 30
3.0 d	173	12/06→09/08					
3.0 sd	210	10/07→09/08					
3.0 si	200	10/06→09/08					
4.8 i xDrive	261	10/06→09/08					
M	408	07/09→07/13					
xDrive 35 i	225 - 235	04/10→07/13					
xDrive 40 d	225	09/10→06/13					
xDrive 40 i	225	01/12→06/13					
xDrive 50 i	300	04/10→07/13					
M 50 d	280	08/11→06/13	➔	06/12→		03.0137-0419.2 650419	Ø 185 x 30
xDrive 30 d	155 - 173	10/08→07/13	➔	08/09→		03.0137-0419.2 650419	Ø 185 x 30
xDrive 30 i	172 - 200	02/07→12/12					
xDrive 35 d	210	10/08→07/13					
xDrive 48 i	261	10/08→03/10					
xDrive 30 d	180	04/10→07/13	➔	09/10→		03.0137-0419.2 650419	Ø 185 x 30
Zubehörsatz, Feststellbremsbacken							
3.0 3.0d	155	02/07→09/08	➔			03.0137-9288.2 669288	
3.0 d	173	12/06→09/08					
3.0 sd	210	10/07→09/08					
3.0 si	200	10/06→09/08					
4.8 i xDrive	261	10/06→09/08					
M	408	07/09→07/13					
xDrive 35 i	225 - 235	04/10→07/13					
xDrive 40 d	225	09/10→06/13					
xDrive 40 i	225	01/12→06/13					
xDrive 50 i	300	04/10→07/13					
M 50 d	280	08/11→06/13	➔	06/12→		03.0137-9288.2 669288	
xDrive 30 d	155 - 173	10/08→07/13	➔	08/09→		03.0137-9288.2 669288	
xDrive 30 i	172 - 200	02/07→12/12					
xDrive 35 d	210	10/08→07/13					
xDrive 48 i	261	10/08→03/10					
xDrive 30 d	180	04/10→07/13	➔	09/10→		03.0137-9288.2 669288	
BMW - X5 (F15, F85) 08/13→07/18							
 Bremsbackensatz, Feststellbremse							
M	423	12/14→07/18	➔			03.0137-0419.2 650419	Ø 185 x 30
M 50 d	280	12/13→07/18					
sDrive 25 d	155 - 170	12/13→07/18					
sDrive 35 i	225	08/13→07/18					
xDrive 25 d	155 - 170	12/13→07/18					
xDrive 28 i	180	06/15→07/18					
xDrive 30 d	183 - 210	08/13→07/18					
xDrive 35 i	225 - 240	12/13→07/18					
xDrive 40 d	230	12/13→07/18					
xDrive 40e	155 - 230	08/15→07/18					
xDrive 50 i	330	08/13→07/18					
Zubehörsatz, Feststellbremsbacken							
M	423	12/14→07/18				03.0137-9700.2 669700	
M 50 d	280	12/13→07/18				03.0137-9702.2 669702	
sDrive 25 d	155 - 170	12/13→07/18	➔			03.0137-9288.2 669288	
sDrive 35 i	225	08/13→07/18					
xDrive 25 d	155 - 170	12/13→07/18					
xDrive 28 i	180	06/15→07/18					
xDrive 30 d	183 - 210	08/13→07/18					
xDrive 35 i	225 - 240	12/13→07/18					
→							


















	kW			 	! #		
BMW - X5 (F15, F85) 08/13→07/18							
Zubehörsatz, Feststellbremsbacken							
xDrive 40 d	230	12/13→07/18				03.0137-9700.2 669700	
xDrive 40e	155 - 230	08/15→07/18				03.0137-9702.2 669702	
xDrive 50 i	330	08/13→07/18	➔			03.0137-9288.2 669288	
BMW - X6 (E71, E72) 06/07→07/14							
 Bremsbackensatz, Feststellbremse							
ActiveHybrid	357	01/09→10/11	➔	10/10→		03.0137-0419.2 650419	Ø 185 x 30
ActiveHybrid xDrive	300	01/09→10/11					
xDrive 40 d	225	07/09→06/14					
M	408	07/09→07/14	➔	09/09→		03.0137-0419.2 650419	Ø 185 x 30
M 50 d	280	08/11→06/14	➔	06/12→		03.0137-0419.2 650419	Ø 185 x 30
xDrive 30 d	155	04/10→07/14	➔			03.0137-0419.2 650419	Ø 185 x 30
xDrive 35 i	235	07/09→06/14					
xDrive 30 d	173	04/08→03/10	➔	09/08→		03.0137-0419.2 650419	Ø 185 x 30
xDrive 35 d	210	01/08→03/10					
xDrive 35 i	224 - 240	06/07→07/14					
xDrive 50 i	300 - 330	10/07→07/14					
xDrive 30 d	180	04/10→07/14	➔	09/10→		03.0137-0419.2 650419	Ø 185 x 30
Zubehörsatz, Feststellbremsbacken							
ActiveHybrid	357	01/09→10/11	➔	10/10→		03.0137-9288.2 669288	
ActiveHybrid xDrive	300	01/09→10/11					
xDrive 40 d	225	07/09→06/14					
M	408	07/09→07/14	➔	09/09→		03.0137-9288.2 669288	
M 50 d	280	08/11→06/14	➔	06/12→		03.0137-9288.2 669288	
xDrive 30 d	155	04/10→07/14	➔			03.0137-9288.2 669288	
xDrive 35 i	235	07/09→06/14					
xDrive 30 d	173	04/08→03/10	➔	09/08→		03.0137-9288.2 669288	
xDrive 35 d	210	01/08→03/10					
xDrive 35 i	224 - 240	06/07→07/14					
xDrive 50 i	300 - 330	10/07→07/14					
xDrive 30 d	180	04/10→07/14	➔	09/10→		03.0137-9288.2 669288	
BMW - X6 (F16, F86) 08/14→07/19							
 Bremsbackensatz, Feststellbremse							
M	423	12/14→07/19	➔			03.0137-0419.2 650419	Ø 185 x 30
M 50 d	280	08/14→07/19					
xDrive 28 i	180	06/15→07/19					
xDrive 30 d	155 - 204	08/14→07/19					
xDrive 35 i	225 - 240	08/14→07/19					
xDrive 40 d	230	12/14→07/19					
xDrive 50 i	330	08/14→07/19					
Zubehörsatz, Feststellbremsbacken							
M	423	12/14→07/19				03.0137-9288.2 669288	
M 50 d	280	08/14→07/19				03.0137-9700.2 669700	
xDrive 28 i	180	06/15→07/19				03.0137-9702.2 669702	
xDrive 30 d	155 - 204	08/14→07/19					
xDrive 35 i	225 - 240	08/14→07/19					
xDrive 40 d	230	12/14→07/19					
xDrive 50 i	330	08/14→07/19					
BMW - Z3 Coupe (E36) 04/97→06/03							
 Bremsbackensatz, Feststellbremse							
2.8 i	142	01/98→05/00	➔			03.0137-0248.2 650248	Ø 161 x 25
3.0 i	170	06/00→06/03	➔	→ 12/02		03.0137-0248.2 650248	Ø 161 x 25
M	236	02/98→06/01	➔			03.0137-0150.2 650150	Ø 180 x 25
M 3.2	176	02/98→06/00					
M	239	06/01→06/03	➔	→ 12/02		03.0137-0150.2 650150	Ø 180 x 25
Zubehörsatz, Feststellbremsbacken							
2.8 i	142	01/98→05/00	➔			03.0137-9148.2 669148	
3.0 i	170	06/00→06/03	➔	→ 12/02		03.0137-9148.2 669148	
➔							


















	kw					! #		
BMW - Z3 Coupe (E36) 04/97→06/03								
Zubehörsatz, Feststellbremsbacken								
M	236	02/98→06/01	➔				03.0137-9062.2	669062
M 3.2	176	02/98→06/00						
M	239	06/01→06/03	➔	→ 12/02			03.0137-9062.2	669062
 Seilzug, Feststellbremse								
2.8 i	142	01/98→05/00		Scheibenbremse; 		2	24.3727-0229.2	580229 L= 1.283
M 3.2	176	02/98→06/00						
3.0 i	170	06/00→06/03		→ 12/00; Scheibenbremse; 		2	24.3727-0229.2	580229 L= 1.283
M	236	02/98→06/01						
BMW - Z3 Roadster (E36) 10/95→01/03								
 Bremsbackensatz, Feststellbremse								
1.8 i	85	10/95→10/98	➔				03.0137-0248.2	650248 Ø 161 x 25
1.9 i	103	11/95→03/99						
2.2 i	125	10/00→06/02						
2.5 i	141	10/00→08/02						
2.8 i	142	11/96→05/00						
1.9 i	85 - 87	07/98→01/03	➔	→ 12/02			03.0137-0248.2	650248 Ø 161 x 25
3.0 i	170	06/00→01/03						
2.0 i	110	04/99→01/03	➔	→ 08/00			03.0137-0248.2	650248 Ø 161 x 25
2.2 i	120	08/00→01/03	➔	10/00→ 12/02			03.0137-0248.2	650248 Ø 161 x 25
2.8 i	143	01/96→07/00	➔	05/97→ 06/00			03.0137-0248.2	650248 Ø 161 x 25
M 3.2	179 - 236	01/97→06/00	➔				03.0137-0150.2	650150 Ø 180 x 25
M 3.2	239	06/01→01/03	➔	→ 12/02			03.0137-0150.2	650150 Ø 180 x 25
Zubehörsatz, Feststellbremsbacken								
1.8 i	85	10/95→10/98	➔				03.0137-9148.2	669148
1.9 i	103	11/95→03/99						
2.2 i	125	10/00→06/02						
2.5 i	141	10/00→08/02						
2.8 i	142	11/96→05/00						
1.9 i	85 - 87	07/98→01/03	➔	→ 12/02			03.0137-9148.2	669148
3.0 i	170	06/00→01/03						
2.0 i	110	04/99→01/03	➔	→ 08/00			03.0137-9148.2	669148
2.2 i	120	08/00→01/03	➔	10/00→ 12/02			03.0137-9148.2	669148
2.8 i	143	01/96→07/00	➔	05/97→ 06/00			03.0137-9148.2	669148
M 3.2	179 - 236	01/97→06/00	➔				03.0137-9062.2	669062
M 3.2	239	06/01→01/03	➔	→ 12/02			03.0137-9062.2	669062
 Seilzug, Feststellbremse								
1.8 i	85	10/95→10/98		Scheibenbremse; 		2	24.3727-0228.2	580228 L= 1.255
1.9 i	85 - 87	07/98→01/03		→ 12/02; Motorcode: M44; Scheibenbremse; 		2	24.3727-0228.2	580228 L= 1.255
				→ 12/02; Motorcode: M43; Scheibenbremse; 		2	24.3727-0229.2	580229 L= 1.283
1.9 i	103	11/95→03/99		Motorcode: M44; Scheibenbremse; 		2	24.3727-0228.2	580228 L= 1.255
				Motorcode: M43; Scheibenbremse; 		2	24.3727-0229.2	580229 L= 1.283
2.0 i	110	04/99→01/03		→ 08/00; Scheibenbremse; 		2	24.3727-0229.2	580229 L= 1.283
2.2 i	120	08/00→01/03		10/00→ 12/00; Scheibenbremse; 		2	24.3727-0229.2	580229 L= 1.283
2.2 i	125	10/00→06/02		→ 12/00; Scheibenbremse; 		2	24.3727-0229.2	580229 L= 1.283
3.0 i	170	06/00→01/03						
2.5 i	141	10/00→08/02		Scheibenbremse; 		2	24.3727-0229.2	580229 L= 1.283
2.8 i	142	11/96→05/00						
M 3.2	179 - 236	01/97→06/00						
2.8 i	143	01/96→07/00		05/97→ 06/00; Scheibenbremse; 		2	24.3727-0229.2	580229 L= 1.283
BMW - Z4 Coupe (E86) 03/06→01/09								
 Bremsbackensatz, Feststellbremse								
3.0 si	195	04/06→08/08	➔				03.0137-0379.2	650379 Ø 161 x 20
M	252	04/06→08/08	➔				03.0137-0419.2	650419 Ø 185 x 30
Zubehörsatz, Feststellbremsbacken								
3.0 si	195	04/06→08/08					03.0137-9701.2	669701
→							03.0137-9702.2	669702












	kw			 	! #		
BMW - Z4 Coupe (E86) 03/06→01/09							
Zubehörsatz, Feststellbremsbacken							
3.0 si	195	04/06→08/08	➔			03.0137-9265.2 669265	
M	252	04/06→08/08				03.0137-9288.2 669288	
BMW - Z4 Roadster (E85) 09/02→12/09							
 Bremsbackensatz, Feststellbremse							
2.0 i	110	03/05→02/09	➔	04/05→ 12/08		03.0137-0379.2 650379	Ø 161 x 20
2.2 i	125	10/03→10/05	➔			03.0137-0379.2 650379	Ø 161 x 20
2.5 i	141	12/02→12/05					
2.5 si	160	01/06→08/08					
3.0 i	170	12/02→12/05					
3.0 si	195	01/06→08/08					
2.5 i	130	09/05→02/09	➔	01/06→ 12/08		03.0137-0379.2 650379	Ø 161 x 20
2.5 si	155	09/05→02/09					
M	252	01/06→08/08	➔			03.0137-0419.2 650419	Ø 185 x 30
Zubehörsatz, Feststellbremsbacken							
2.0 i	110	03/05→02/09		04/05→ 12/08		03.0137-9701.2 669701	
			➔	04/05→ 12/08		03.0137-9702.2 669702	
2.2 i	125	10/03→10/05				03.0137-9701.2 669701	
2.5 i	141	12/02→12/05				03.0137-9702.2 669702	
2.5 si	160	01/06→08/08				03.0137-9702.2 669702	
3.0 i	170	12/02→12/05	➔			03.0137-9265.2 669265	
3.0 si	195	01/06→08/08					
2.5 i	130	09/05→02/09		01/06→ 12/08		03.0137-9701.2 669701	
2.5 si	155	09/05→02/09				03.0137-9702.2 669702	
			➔	01/06→ 12/08		03.0137-9265.2 669265	
M	252	01/06→08/08				03.0137-9288.2 669288	
BMW - Z8 Roadster (E52) 01/00→12/03							
 Bremsbackensatz, Feststellbremse							
4.9	294	01/00→12/03	➔			03.0137-0150.2 650150	Ø 180 x 25
Zubehörsatz, Feststellbremsbacken							
4.9	294	01/00→12/03	➔			03.0137-9062.2 669062	
CHEVROLET - ASTRA Schrägheck 09/98→12/11							
 Seilzug, Feststellbremse							
2.0 DTi	74	08/02→12/11		→ 07/05; ⬇	2	24.3727-0746.2 580746	L= 182 + Zub
				→ 07/05; ⬆		24.3727-0748.2 580748	L= 279 + Zub
				→ 07/05; für erhöhte Nutzlast; ▣		24.3727-0784.2 580784	L= 1.677 L2= 1.677 + Zub
CHEVROLET - ASTRA Stufenheck 10/98→12/11							
 Seilzug, Feststellbremse							
2.0 DTi GLS	74	08/02→12/11		→ 07/05; ⬇	2	24.3727-0746.2 580746	L= 182 + Zub
				→ 07/05; ⬆		24.3727-0748.2 580748	L= 279 + Zub
				→ 07/05; für erhöhte Nutzlast; ▣		24.3727-0784.2 580784	L= 1.677 L2= 1.677 + Zub
CHEVROLET - AVEO / KALOS Schrägheck (T200) 02/03→05/08							
 Radbremszylinder							
1.2	53	01/04→05/08	➔		2	24.3219-1767.3 020552	GG
1.2 LPG	53	01/05→05/08					
1.4	61	03/05→05/08					
1.4 16V	69	05/03→05/08					
1.5	62	01/05→05/08					
Zubehörsatz, Bremsbacken							
1.2	53	01/04→05/08	➔			03.0137-9167.2 669167	
1.2 LPG	53	01/05→05/08					
1.4	61	03/05→05/08					
1.4 16V	69	05/03→05/08					
1.5	62	01/05→05/08					
 Bremstrommel							
1.2 LPG	53	01/05→05/08	➔			24.0220-0048.1 480318	Ø 230 x 40,5 / 201
→							
















	kW					! #		
CHEVROLET - AVEO / KALOS Schrägheck (T200) 02/03→05/08								
 Bremsbackensatz								
1.2	53	01/04→05/08	➡				03.0137-0472.2 650472	Ø 200 x 36 + HEB
1.4	61	03/05→05/08					03.0520-6619.3 696619	Ø 200 x 36 + RZ / + Zub TopKit
1.4 16V	69	05/03→05/08						
1.5	62	01/05→05/08						
1.2 LPG	53	01/05→05/08	➡				03.0137-0472.2 650472	Ø 200 x 36 + HEB
CHEVROLET - AVEO / KALOS Schrägheck (T250, T255) 06/06→								
 Radbremsszylinder								
1.2	53 - 62	06/06→	➡	→ 07/11		2	24.3219-1767.3 020552	GG
1.2 LPG	60 - 62	04/08→11/12						
1.4	74	04/08→						
1.4 16V	69	06/06→05/08	➡			2	24.3219-1767.3 020552	GG
1.4 Flexfuel	69	07/11→03/13						
Zubehörsatz, Bremsbacken								
1.2	53 - 62	06/06→	➡	→ 07/11			03.0137-9167.2 669167	
1.2 LPG	60 - 62	04/08→11/12						
1.4	74	04/08→						
1.4 16V	69	06/06→05/08	➡				03.0137-9167.2 669167	
1.4 Flexfuel	69	07/11→03/13						
 Bremstrommel								
1.2	55 - 62	04/08→	➡	→ 07/11			24.0220-0048.1 480318	Ø 230 x 40,5 / 201
1.2 LPG	60 - 62	04/08→11/12						
1.4	74	04/08→						
1.4 16V	69	06/06→05/08	➡				24.0220-0048.1 480318	Ø 230 x 40,5 / 201
1.4 Flexfuel	69	07/11→03/13						
 Bremsbackensatz								
1.2	53 - 62	06/06→	➡	→ 07/11			03.0137-0472.2 650472	Ø 200 x 36 + HEB
1.2 LPG	60 - 62	04/08→11/12					03.0520-6619.3 696619	Ø 200 x 36 + RZ / + Zub TopKit
1.4	74	04/08→						
1.4 16V	69	06/06→05/08	➡				03.0137-0472.2 650472	Ø 200 x 36 + HEB
1.4 Flexfuel	69	07/11→03/13					03.0520-6619.3 696619	Ø 200 x 36 + RZ / + Zub TopKit
CHEVROLET - AVEO / KALOS Stufenheck (T200) 01/03→12/08								
 Radbremsszylinder								
1.4	69	05/03→05/08	➡	03/06→		2	24.3219-1767.3 020552	GG
1.5	63	10/04→05/06	➡			2	24.3219-1767.3 020552	GG
Zubehörsatz, Bremsbacken								
1.4	69	05/03→05/08	➡	03/06→			03.0137-9167.2 669167	
1.5	63	10/04→05/06	➡				03.0137-9167.2 669167	
 Bremsbackensatz								
1.4	69	05/03→05/08	➡	03/06→			03.0137-0472.2 650472	Ø 200 x 36 + HEB
							03.0520-6619.3 696619	Ø 200 x 36 + RZ / + Zub TopKit
1.5	63	10/04→05/06	➡				03.0137-0472.2 650472	Ø 200 x 36 + HEB
							03.0520-6619.3 696619	Ø 200 x 36 + RZ / + Zub TopKit
CHEVROLET - AVEO / KALOS Stufenheck (T250, T255) 03/05→								
 Radbremsszylinder								
1.2	53	03/05→12/07	➡			2	24.3219-1767.3 020552	GG
1.4	69	03/05→05/13						
1.2	55 - 62	01/08→	➡	→ 07/11		2	24.3219-1767.3 020552	GG
1.2 LPG	62	01/09→						
1.4	74	09/08→						
1.4 CNG	69	01/08→						
1.5	62	05/05→						
1.6	75 - 77	05/05→						
1.4	61	03/05→	➡	→ 05/08		2	24.3219-1767.3 020552	GG
→								














	kW					! #		
CHEVROLET - AVEO / KALOS Stufenheck (T250, T255) 03/05→								
Zubehörsatz, Bremsbacken								
1.2 1.4	53 69	03/05→12/07 03/05→05/13	➔				03.0137-9167.2 669167	
1.2 1.2 LPG 1.4 1.4 CNG 1.5 1.6	55 - 62 62 74 69 62 75 - 77	01/08→ 01/09→ 09/08→ 01/08→ 05/05→ 05/05→	➔	→ 07/11			03.0137-9167.2 669167	
1.4	61	03/05→	➔	→ 05/08			03.0137-9167.2 669167	
 Bremstrommel								
1.2 1.2 LPG 1.4 1.4 CNG 1.6	55 - 62 62 74 69 75 - 77	01/08→ 01/09→ 09/08→ 01/08→ 01/08→	➔	→ 07/11			24.0220-0048.1 480318	Ø 230 x 40,5 / 201
1.4	69	03/05→05/13	➔				24.0220-0048.1 480318	Ø 230 x 40,5 / 201
 Bremsbackensatz								
1.2 1.4	53 69	03/05→12/07 03/05→05/13	➔				03.0137-0472.2 650472 03.0520-6619.3 696619	Ø 200 x 36 + HEB Ø 200 x 36 + RZ / + Zub TopKit
1.2 1.2 LPG 1.4 1.4 CNG 1.5 1.6	55 - 62 62 74 69 62 75 - 77	01/08→ 01/09→ 09/08→ 01/08→ 05/05→ 05/05→	➔	→ 07/11			03.0137-0472.2 650472 03.0520-6619.3 696619	Ø 200 x 36 + HEB Ø 200 x 36 + RZ / + Zub TopKit
1.4	61	03/05→	➔	→ 05/08			03.0137-0472.2 650472 03.0520-6619.3 696619	Ø 200 x 36 + HEB Ø 200 x 36 + RZ / + Zub TopKit
CHEVROLET - AVEO Schrägheck (T300) 03/11→								
 Radbremszylinder								
1.2 1.2 LPG 1.3 D 1.4 1.6	51 - 63 63 55 - 70 74 85	03/11→ 11/12→12/15 07/11→12/15 03/11→ 03/11→	➔	Felgenreöße [Zoll]: 14	2		24.3219-1766.3 020555	ALU
 Bremsbackensatz								
1.2 1.2 LPG 1.3 D 1.4 1.6	51 - 63 63 55 - 70 74 85	03/11→ 11/12→12/15 07/11→12/15 03/11→ 03/11→	➔	Felgenreöße [Zoll]: 14 Felgenreöße [Zoll]: 15			03.0137-0514.2 650514 03.0137-0515.2 650515	Ø 200 x 36 + HEB Ø 230 x 41 + HEB
 Seilzug, Feststellbremse								
1.2 1.3 D 1.4 1.6	51 - 63 55 - 70 74 85	03/11→ 07/11→12/15 03/11→ 03/11→		→ 12/11; Trommelbremse; ⚠	2		24.3727-2903.2 582903	L= 1.390 L2= 1.390
CHEVROLET - AVEO Stufenheck (T300) 03/11→								
 Radbremszylinder								
1.2 1.2 LPG 1.3 D 1.4 1.6 →	51 - 63 63 55 - 70 74 - 103 85	03/11→ 11/12→12/15 07/11→12/15 07/11→ 03/11→	➔	Felgenreöße [Zoll]: 14	2		24.3219-1766.3 020555	ALU














	kw			 	! #		
CHEVROLET - AVEO Stufenheck (T300) 03/11→							
 Bremsbackensatz							
1.2	51 - 63	03/11→	➔	Felgenreöße [Zoll]: 14		03.0137-0514.2 650514	Ø 200 x 36 + HEB
1.2 LPG	63	11/12→12/15	➔	Felgenreöße [Zoll]: 15		03.0137-0515.2 650515	Ø 230 x 41 + HEB
1.3 D	55 - 70	07/11→12/15					
1.4	74 - 103	07/11→					
1.6	85	03/11→					
 Seilzug, Feststellbremse							
1.2	51 - 63	03/11→		→ 12/11; Trommelbremse; ⚠	2	24.3727-2903.2 582903	L= 1.390 L2= 1.390
1.3 D	55 - 70	07/11→12/15					
1.4	74 - 103	07/11→					
1.6	85	03/11→					
CHEVROLET - CAPTIVA (C100, C140) 06/06→							
 Bremsbackensatz, Feststellbremse							
2.0 D	93 - 120	10/06→	➔			03.0137-3011.2 653011	Ø 188 x 26 - HEB
2.0 D 4WD	93 - 120	10/06→					
2.2 D	120 - 135	03/11→					
2.2 D 4WD	120 - 135	03/11→					
2.4	100 - 123	06/06→					
2.4 4WD	100 - 123	06/06→					
2.4 LPG	100	01/07→					
2.4 LPG 4WD	100	01/07→02/11					
3.0 4WD	186 - 190	11/10→					
3.0 Flexfuel	197	01/11→					
3.0 Flexfuel 4WD	197	01/11→					
3.2 4WD	169	06/06→					
CHEVROLET - CAPTIVA SPORT 01/07→							
 Bremsbackensatz, Feststellbremse							
2.4	100	01/07→	➔			03.0137-3011.2 653011	Ø 188 x 26 - HEB
CHEVROLET - CAPTIVA Van (C100) 06/06→							
 Bremsbackensatz, Feststellbremse							
VCDi	93	10/06→12/09	➔			03.0137-3011.2 653011	Ø 188 x 26 - HEB
VCDi All-wheel Drive	110	07/06→02/11					
CHEVROLET - COBALT 11/03→							
 Bremsbackensatz, Feststellbremse							
2.2	108	04/04→	➔			03.0137-3011.2 653011	Ø 188 x 26 - HEB
CHEVROLET - COBALT 01/11→							
 Radbremsszylinder							
1.5	77	01/13→	➔		2	24.3219-1766.3 020555	ALU
 Bremsbackensatz							
1.5	77	01/13→	➔			03.0137-0514.2 650514	Ø 200 x 36 + HEB
CHEVROLET - CORSA Kombi 01/96→12/10							
 Radbremsszylinder							
1.7 D	44	08/00→07/02	➔	→ 09/00	2	24.3219-1715.3 020122 24.3219-1767.3 020552	ALU GG
Zubehörsatz, Bremsbacken							
1.7 D	44	08/00→07/02	➔	→ 09/00		03.0137-9166.2 669166	
 Bremstrommel							
1.7 D	44	08/00→07/02	➔	→ 09/00; - ABS		24.0220-0012.1 480017 24.0220-0712.2 480208	Ø 228 x 35 / 201 - RLG Ø 228 x 35 / 201 + RLG
→							



















	kw					! #		
CHEVROLET - CORSA Kombi 01/96→12/10								
 Bremstrommel								
1.7 D	44	08/00→07/02	➔		→ 09/00; + ABS		24.0220-0033.2 480132	Ø 228 x 35 / 201 - RLG / + ABS Ring
 Bremsbackensatz								
1.7 D	44	08/00→07/02	➔		→ 09/00		03.0137-0266.2 650266 03.0420-1019.3 681019 03.0520-1019.3 691019 03.0525-0010.3 EQ0010	Ø 200 x 29 + HEB TRW Ø 200 x 29 + RZ / + Zub Kit TRW Ø 200 x 29 + RZ / + Zub TopKit TRW Ø 200 x 29 - RZ / + Zub Easy Quick
 Seilzug, Feststellbremse								
1.7 D	44	08/00→07/02			→ 09/00; Trommelbremse; <input type="checkbox"/>		24.3727-0743.2 580743	L= 1.373 + Zub
					→ 09/00; Trommelbremse; <input type="checkbox"/>		24.3727-0744.2 580744	L= 1.078 + Zub
CHEVROLET - CRUZE (J300) 05/09→								
 Seilzug, Feststellbremse								
1.6	80 - 91	05/09→			<input type="checkbox"/>		24.3727-0794.2 580794	L= 1.812
1.8	103 - 104	05/09→			<input type="checkbox"/>		24.3727-0795.2 580795	L= 1.814
2.0 CDI	92 - 110	05/09→			Scheibenbremse; <input type="checkbox"/>	1	24.3727-0798.2 580798	L= 1.798
2.0 VCDi	122	03/12→11/18						
CHEVROLET - CRUZE Schrägheck (J305) 12/10→								
 Seilzug, Feststellbremse								
1.6	80 - 91	06/11→			<input type="checkbox"/>		24.3727-0794.2 580794	L= 1.812
1.8	104	06/11→			<input type="checkbox"/>		24.3727-0795.2 580795	L= 1.814
					Scheibenbremse; <input type="checkbox"/>	1	24.3727-0798.2 580798	L= 1.798
CHEVROLET - CRUZE Station Wagon (J308) 08/12→								
 Seilzug, Feststellbremse								
1.6	86 - 91	08/12→12/15			<input type="checkbox"/>		24.3727-0794.2 580794	L= 1.812
1.8	104	08/12→			<input type="checkbox"/>		24.3727-0795.2 580795	L= 1.814
					Scheibenbremse; <input type="checkbox"/>	1	24.3727-0798.2 580798	L= 1.798
CHEVROLET - EPICA (KL1_) 06/04→12/11								
 Bremsbackensatz, Feststellbremse								
2.0	94 - 105	01/05→12/11	➔				03.0137-3036.2 653036	Ø 168 x 26 + HEB
2.0 LPG	105	04/07→12/10						
2.0 D	110	01/07→12/11	➔		→ 12/10		03.0137-3036.2 653036	Ø 168 x 26 + HEB
2.5	115	06/06→12/11						
Zubehörsatz, Feststellbremsbacken								
2.0	94 - 105	01/05→12/11	➔				03.0137-9323.2 669323	
2.0 LPG	105	04/07→12/10						
2.0 D	110	01/07→12/11	➔		→ 12/10		03.0137-9323.2 669323	
2.5	115	06/06→12/11						
CHEVROLET - EQUINOX 04/03→12/09								
 Bremsbackensatz, Feststellbremse								
3.4	138	04/03→09/09	➔				03.0137-3011.2 653011	Ø 188 x 26 - HEB
3.4 AWD	138	04/03→09/09						
CHEVROLET - EVANDA 03/05→								
 Bremsbackensatz, Feststellbremse								
2.0	96	03/05→12/06	➔				03.0137-3036.2 653036	Ø 168 x 26 + HEB
Zubehörsatz, Feststellbremsbacken								
2.0	96	03/05→12/06	➔				03.0137-9323.2 669323	
CHEVROLET - LACETTI (J200) 03/03→								
 Bremsbackensatz, Feststellbremse								
1.4 16V	70	03/05→03/13	➔		→ 12/10		03.0137-3036.2 653036	Ø 168 x 26 + HEB
1.4 LPG	69	01/05→12/12						
→								


















	kw			 	! #		
CHEVROLET - LACETTI (J200) 03/03→							
 Bremsbackensatz, Feststellbremse							
1.6 1.8	80 89 - 90	03/05→ 03/05→	➡	→ 12/10		03.0137-3036.2 653036	Ø 168 x 26 + HEB
2.0 D 1.8	89 67	01/07→ 03/05→12/09	➡	08/05→		03.0137-3036.2 653036	Ø 168 x 26 + HEB
Zubehörsatz, Feststellbremsbacken							
1.4 16V 1.4 LPG 1.6 1.8	70 69 80	03/05→03/13 01/05→12/12 03/05→	➡	→ 12/10		03.0137-9323.2 669323	
2.0 D 1.8	89 67	01/07→ 03/05→12/09	➡	08/05→		03.0137-9323.2 669323	
CHEVROLET - LACETTI Kombi (J200) 05/03→							
 Bremsbackensatz, Feststellbremse							
1.6 1.6 LPG 1.8	80 80 89 - 90	03/05→ 06/09→12/11 08/05→	➡	→ 12/10		03.0137-3036.2 653036	Ø 168 x 26 + HEB
2.0 D 1.8	89 90	01/07→ 05/03→08/05	➡			03.0137-3036.2 653036	Ø 168 x 26 + HEB
Zubehörsatz, Feststellbremsbacken							
1.6 1.6 LPG 1.8	80 80 89 - 90	03/05→ 06/09→12/11 08/05→	➡	→ 12/10		03.0137-9323.2 669323	
2.0 D 1.8	89 90	01/07→ 05/03→08/05	➡			03.0137-9323.2 669323	
CHEVROLET - LACETTI Stufenheck (J200) 03/03→03/13							
 Bremsbackensatz, Feststellbremse							
1.4 1.8	69 66 - 90	03/05→03/13 05/03→12/09	➡			03.0137-3036.2 653036	Ø 168 x 26 + HEB
1.6 1.8	80 90	03/05→03/13 08/05→03/13	➡	→ 12/10		03.0137-3036.2 653036	Ø 168 x 26 + HEB
Zubehörsatz, Feststellbremsbacken							
1.4 1.8	69 66 - 90	03/05→03/13 05/03→12/09	➡			03.0137-9323.2 669323	
1.6 1.8	80 90	03/05→03/13 08/05→03/13	➡	→ 12/10		03.0137-9323.2 669323	
CHEVROLET - LANOS Stufenheck 11/05→12/18							
 Radbremszylinder							
1.4 1.5 1.5	55 63 64	11/05→12/10 11/05→12/10 11/05→12/18	➡		2	03.3217-3512.3 020032	Lucas GG
			➡	→ 12/10	2	03.3217-3512.3 020032	Lucas GG
Zubehörsatz, Bremsbacken							
1.4 1.5 1.6 16V	55 63 78	11/05→12/10 11/05→12/10 11/05→12/10	➡			03.0137-9167.2 669167	
1.5	64	11/05→12/18	➡	→ 12/10		03.0137-9167.2 669167	
Bremstrommel							
1.4 1.5 1.6 16V	55 63 78	11/05→12/10 11/05→12/10 11/05→12/10	➡	+ ABS		24.0220-0001.2 480013	Ø 242 x 53,5 / 201,3
			➡	- ABS		24.0220-0036.1 480149	Ø 228 x 52,5 / 201 - RLG / - ABS Ring
1.5	64	11/05→12/18	➡	→ 12/10; + ABS		24.0220-0001.2 480013	Ø 242 x 53,5 / 201,3
			➡	→ 12/10; - ABS		24.0220-0036.1 480149	Ø 228 x 52,5 / 201 - RLG / - ABS Ring
Bremsbackensatz							
1.4 1.5 1.6 16V	55 63 78	11/05→12/10 11/05→12/10 11/05→12/10	➡			03.0137-0267.2 650267	Ø 200 x 46 + HEB
→							
















	kw					! #		
CHEVROLET - LANOS Stufenheck 11/05→12/18								
 Bremsbackensatz								
1.5	64	11/05→12/18	➔	→ 12/10			03.0137-0267.2 650267	Ø 200 x 46 + HEB
 Seilzug, Feststellbremse								
1.4	55	11/05→12/10		Trommelbremse; <input type="checkbox"/>			24.3727-2900.2 582900	L= 1.655
1.5	63	11/05→12/10		Trommelbremse; <input type="checkbox"/>			24.3727-2901.2 582901	L= 1.587
1.6 16V	78	11/05→12/10		Trommelbremse; <input type="checkbox"/>			24.3727-2901.2 582901	L= 1.587
1.5	64	11/05→12/18		→ 12/10; Trommelbremse; <input type="checkbox"/>			24.3727-2900.2 582900	L= 1.655
				→ 12/10; Trommelbremse; <input type="checkbox"/>			24.3727-2901.2 582901	L= 1.587
CHEVROLET - MATIZ (M200, M250) 03/05→								
 Radbremszylinder								
0.8	37	10/10→	➔		2	24.3217-1712.3 020475	GG	
0.8 LPG	38	03/05→12/07						
1.0	46	03/05→12/13						
	47							
1.0 LPG	49	03/05→03/11						
0.8	38	03/05→12/13	➔	→ 12/10	2	24.3217-1712.3 020475	GG	
1.0	48	03/05→						
	49							
Zubehörsatz, Bremsbacken								
0.8	37	10/10→	➔			03.0137-9260.2 669260		
0.8 LPG	38	03/05→12/07						
1.0	46	03/05→12/13						
	47							
1.0 LPG	49	03/05→03/11						
0.8	38	03/05→12/13	➔	→ 12/10		03.0137-9260.2 669260		
1.0	48	03/05→						
	49							
 Bremstrommel								
0.8	37	10/10→	➔			24.0218-0035.1 480146	Ø 205,5 x 40 / 182	- RLG / - ABS Ring
0.8 LPG	38	03/05→12/07						
1.0	46	03/05→12/13						
	47							
1.0 LPG	49	03/05→03/11						
0.8	38	03/05→12/13	➔	→ 12/10		24.0218-0035.1 480146	Ø 205,5 x 40 / 182	- RLG / - ABS Ring
1.0	48	03/05→						
	49							
 Bremsbackensatz								
0.8	37	10/10→	➔			03.0137-0363.2 650363	Ø 180 x 31 + HEB	
0.8 LPG	38	03/05→12/07				03.0520-4017.3 694017	Ø 180 x 31 + RZ / + Zub TopKit	
1.0	46	03/05→12/13						
	47							
1.0 LPG	49	03/05→03/11						
0.8	38	03/05→12/13	➔	→ 12/10		03.0137-0363.2 650363	Ø 180 x 31 + HEB	
1.0	48	03/05→				03.0520-4017.3 694017	Ø 180 x 31 + RZ / + Zub TopKit	
	49							
CHEVROLET - NUBIRA Kombi 01/05→12/11								
 Radbremszylinder								
1.6	80	03/05→12/11	➔	→ 12/10	2	24.3220-1719.3 020448	ALU	
1.8	89	08/05→12/11						
2.0 D	89	01/07→12/11						
1.6 LPG	80	03/05→12/10	➔		2	24.3220-1719.3 020448	ALU	
1.8	90	03/05→12/09						
Zubehörsatz, Bremsbacken								
1.6	80	03/05→12/11	➔	→ 12/10		03.0137-9167.2 669167		
1.8	89	08/05→12/11						
2.0 D	89	01/07→12/11						
1.6 LPG	80	03/05→12/10	➔			03.0137-9167.2 669167		
1.8	90	03/05→12/09						
 Bremstrommel								
1.6	80	03/05→12/11	➔	→ 12/10		24.0220-0001.2 480013	Ø 242 x 53,5 / 201,3	
1.8	89	08/05→12/11						
2.0 D	89	01/07→12/11						
1.6 LPG	80	03/05→12/10	➔			24.0220-0001.2 480013	Ø 242 x 53,5 / 201,3	
1.8	90	03/05→12/09						
 Bremsbackensatz								
1.6	80	03/05→12/11	➔	→ 12/10		03.0137-0267.2 650267	Ø 200 x 46 + HEB	
1.8	89	08/05→12/11						
➔								

















	kw					! #		
CHEVROLET - NUBIRA Kombi 01/05→12/11								
 Bremsbackensatz								
2.0 D	89	01/07→12/11	➔	→ 12/10			03.0520-8320.3 698320 03.0525-0011.3 EQ0011	TRW Ø 200 x 46 + RZ / + Zub TopKit TRW Ø 200 x 46 - RZ / + Zub Easy Quick
1.6 LPG 1.8	80 90	03/05→12/10 03/05→12/09	➔				03.0137-0267.2 650267 03.0520-8320.3 698320 03.0525-0011.3 EQ0011	Ø 200 x 46 + HEB TRW Ø 200 x 46 + RZ / + Zub TopKit TRW Ø 200 x 46 - RZ / + Zub Easy Quick
 Bremsbackensatz, Feststellbremse								
1.6 1.8 2.0 D	80 89 89	03/05→12/11 08/05→12/11 01/07→12/11	➔	→ 12/10			03.0137-3036.2 653036	Ø 168 x 26 + HEB
1.6 LPG 1.8	80 90	03/05→12/10 03/05→12/09	➔				03.0137-3036.2 653036	Ø 168 x 26 + HEB
Zubehörsatz, Feststellbremsbacken								
1.6 1.8 2.0 D	80 89 89	03/05→12/11 08/05→12/11 01/07→12/11	➔	→ 12/10			03.0137-9323.2 669323	
1.6 LPG 1.8	80 90	03/05→12/10 03/05→12/09	➔				03.0137-9323.2 669323	
CHEVROLET - NUBIRA Stufenheck 01/05→12/11								
 Radbremsszylinder								
1.4 1.8	69 - 70 89 - 90	01/05→12/08 03/05→12/09	➔		2		24.3220-1719.3 020448	ALU
1.6 2.0 D	76 - 80 89	03/05→12/11 01/05→12/11	➔	→ 12/10	2		24.3220-1719.3 020448	ALU
Zubehörsatz, Bremsbacken								
1.4 1.8	69 - 70 89 - 90	01/05→12/08 03/05→12/09	➔				03.0137-9167.2 669167	
1.6 2.0 D	76 - 80 89	03/05→12/11 01/05→12/11	➔	→ 12/10			03.0137-9167.2 669167	
 Bremstrommel								
1.4 1.8	69 - 70 89 - 90	01/05→12/08 03/05→12/09	➔				24.0220-0001.2 480013	Ø 242 x 53,5 / 201,3
1.6 2.0 D	76 - 80 89	03/05→12/11 01/05→12/11	➔	→ 12/10			24.0220-0001.2 480013	Ø 242 x 53,5 / 201,3
 Bremsbackensatz								
1.4 1.8	69 - 70 89 - 90	01/05→12/08 03/05→12/09	➔				03.0137-0267.2 650267 03.0520-8320.3 698320 03.0525-0011.3 EQ0011	Ø 200 x 46 + HEB TRW Ø 200 x 46 + RZ / + Zub TopKit TRW Ø 200 x 46 - RZ / + Zub Easy Quick
1.6 2.0 D	76 - 80 89	03/05→12/11 01/05→12/11	➔	→ 12/10			03.0137-0267.2 650267 03.0520-8320.3 698320 03.0525-0011.3 EQ0011	Ø 200 x 46 + HEB TRW Ø 200 x 46 + RZ / + Zub TopKit TRW Ø 200 x 46 - RZ / + Zub Easy Quick
 Bremsbackensatz, Feststellbremse								
1.4 1.8	69 - 70 89 - 90	01/05→12/08 03/05→12/09	➔				03.0137-3036.2 653036	Ø 168 x 26 + HEB
1.6 2.0 D ➔	76 - 80 89	03/05→12/11 01/05→12/11	➔	→ 12/10			03.0137-3036.2 653036	Ø 168 x 26 + HEB






















	kw			 	! #		
CHEVROLET - NUBIRA Stufenheck 01/05→12/11							
Zubehörsatz, Feststellbremsbacken							
1.4	69 - 70	01/05→12/08	➔			03.0137-9323.2 669323	
1.8	89 - 90	03/05→12/09					
1.6	76 - 80	03/05→12/11	➔	→ 12/10		03.0137-9323.2 669323	
2.0 D	89	01/05→12/11					
CHEVROLET - SPARK 05/05→							
 Radbremszylinder							
0.8	37	05/05→02/10	➔		2	24.3217-1712.3 020475	GG
1.0 SX	44 - 49	05/05→	➔	→ 02/10	2	24.3217-1712.3 020475	GG
Zubehörsatz, Bremsbacken							
0.8	37	05/05→02/10	➔			03.0137-9260.2 669260	
1.0 SX	44 - 49	05/05→	➔	→ 02/10		03.0137-9260.2 669260	
 Bremsbackensatz							
0.8	37	05/05→02/10	➔			03.0137-0363.2 650363 03.0520-4017.3 694017	Ø 180 x 31 + HEB Ø 180 x 31 + RZ / + Zub TopKit
1.0 SX	44 - 49	05/05→	➔	→ 02/10		03.0137-0363.2 650363 03.0520-4017.3 694017	Ø 180 x 31 + HEB Ø 180 x 31 + RZ / + Zub TopKit
CHEVROLET - SPARK (M300) 12/09→							
 Radbremszylinder							
1.0	48 - 50	03/10→	➔	→ 03/12	2	24.3219-1767.3 020552	GG
1.0 LPG	48 - 50	03/10→	➔	04/12→	2	24.3220-1753.3 020598	GG
1.2	59 - 64	12/09→					
1.2 LPG	60	03/10→					
EV	105	09/13→12/16	➔			24.3220-1753.3 020598	GG
Zubehörsatz, Bremsbacken							
1.0	48 - 50	03/10→	➔			03.0137-9314.2 669314	
1.0 LPG	48 - 50	03/10→					
1.2	59 - 64	12/09→					
1.2 LPG	60	03/10→					
EV	105	09/13→12/16					
 Bremstrommel							
1.0	48 - 50	03/10→	➔			24.0220-0048.1 480318	Ø 230 x 40,5 / 201
1.0 LPG	48 - 50	03/10→					
1.2	59 - 64	12/09→					
1.2 LPG	60	03/10→					
EV	105	09/13→12/16					
 Bremsbackensatz							
1.0	48 - 50	03/10→	➔			03.0137-0472.2 650472	Ø 200 x 36 + HEB
1.0 LPG	48 - 50	03/10→	➔	→ 03/12		03.0520-6619.3 696619	Ø 200 x 36 + RZ / + Zub TopKit
1.2	59 - 64	12/09→	➔	04/12→		03.0520-9820.3 690108	Ø 200 x 36 + RZ / + Zub TopKit
1.2 LPG	60	03/10→					
EV	105	09/13→12/16	➔			03.0137-0472.2 650472 03.0520-9820.3 690108	Ø 200 x 36 + HEB Ø 200 x 36 + RZ / + Zub TopKit
CHEVROLET - SPARK (M400) 11/15→							
 Radbremszylinder							
1.0	54 - 55	11/15→	➔		2	24.3220-1753.3 020598	GG
→							












	kw			 	! #		
CHEVROLET - SPARK (M400) 11/15→							
Zubehörsatz, Bremsbacken							
1.0	54 - 55	11/15→	➔			03.0137-9314.2 669314	
 Bremstrommel							
1.0	54 - 55	11/15→	➔			24.0220-0048.1 480318	Ø 230 x 40,5 / 201
 Bremsbackensatz							
1.0	54 - 55	11/15→	➔			03.0137-0472.2 650472 03.0520-9820.3 690108	Ø 200 x 36 + HEB Ø 200 x 36 + RZ / + Zub TopKit
CHEVROLET - SPARK Kasten/Schrägheck (M200, M250) 01/05→08/14							
 Radbremszylinder							
0.8	38	01/07→08/14	➔		2	24.3217-1712.3 020475	GG
Zubehörsatz, Bremsbacken							
0.8	38	01/07→08/14	➔			03.0137-9260.2 669260	
 Bremsbackensatz							
0.8	38	01/07→08/14	➔			03.0137-0363.2 650363 03.0520-4017.3 694017	Ø 180 x 31 + HEB Ø 180 x 31 + RZ / + Zub TopKit
CHEVROLET - TACUMA Großraumlimousine (U100) 03/05→							
 Radbremszylinder							
1.6	66	03/05→03/09	➔		2	24.3220-1747.3 020583	GG
1.6	77 - 79	03/05→	➔	→ 05/09	2	24.3220-1747.3 020583	GG
2.0	89 - 90	03/05→					
CHEVROLET - TIGRA 08/97→09/01							
 Radbremszylinder							
1.6	73	09/98→12/99	➔	→ 12/98	2	24.3219-1767.3 020552	GG
Zubehörsatz, Bremsbacken							
1.6	73	09/98→12/99	➔			03.0137-9166.2 669166	
 Bremstrommel							
1.6	73	09/98→12/99	➔			24.0220-0033.2 480132	Ø 228 x 35 / 201 - RLG / + ABS Ring
 Bremsbackensatz							
1.6	73	09/98→12/99	➔			03.0137-0266.2 650266 03.0420-1019.3 681019 03.0520-1019.3 691019 03.0525-0010.3 EQ0010	Ø 200 x 29 + HEB TRW Ø 200 x 29 + RZ / + Zub Kit TRW Ø 200 x 29 + RZ / + Zub TopKit TRW Ø 200 x 29 - RZ / + Zub Easy Quick
 Seilzug, Feststellbremse							
1.6	73	09/98→12/99		<input type="checkbox"/>		24.3727-0743.2 580743	L= 1.373 + Zub
				<input type="checkbox"/>		24.3727-0744.2 580744	L= 1.078 + Zub
CHEVROLET - VECTRA 03/96→11/06							
 Bremsbackensatz, Feststellbremse							
2.0 2.2 2.2 Elegance	100 102 101	03/96→04/98 05/98→12/05 12/97→06/05	➔			03.0137-0172.2 650172	Ø 160 x 25
Zubehörsatz, Feststellbremsbacken							
2.0 2.2 2.2 Elegance	100 102 101	03/96→04/98 05/98→12/05 12/97→06/05				03.0137-9243.2 669243	
 Seilzug, Feststellbremse							
2.0	100	03/96→04/98		<input type="checkbox"/>		24.3727-0748.2 580748	L= 279 + Zub
				<input type="checkbox"/>		24.3727-0751.2 580751	L= 1.455 L2= 1.455 + Zub
→							







	kw			 	! #		
CHEVROLET - VECTRA 03/96→11/06							
 Seilzug, Feststellbremse							
2.0	100	03/96→04/98		↓		24.3727-0754.2 580754	L= 128 + Zub
2.2	102	05/98→12/05		↓		24.3727-0754.2 580754	L= 128 + Zub
2.2 Elegance	101	12/97→06/05					
2.2	108	04/02→04/04			für Fahrzeuge ohne erhöhte Achslast; ↓	24.3727-0758.2 580758	L= 1.630 L2= 1.573
3.2	155	09/01→07/04					
CHEVROLET - VECTRA 01/05→							
 Bremsbackensatz, Feststellbremse							
2.0	89	11/05→06/10		→		03.0137-0172.2 650172	Ø 160 x 25
Zubehörsatz, Feststellbremsbacken							
2.0	89	11/05→06/10				03.0137-9243.2 669243	
 Seilzug, Feststellbremse							
2.0	89	11/05→06/10		↑		24.3727-0748.2 580748	L= 279 + Zub
				□		24.3727-0751.2 580751	L= 1.455 L2= 1.455 + Zub
				↓		24.3727-0754.2 580754	L= 128 + Zub
CHEVROLET - ZAFIRA (F75) 02/99→12/12							
 Bremstrommel							
2.0	89	08/04→12/12		→		24.0223-0018.2 480136	Ø 265 x 49,3 / 231
 Bremsbackensatz							
2.0	89	08/04→12/12		→		03.0137-0322.2 650322	Ø 230 x 42
CHRYSLER - 200 Cabriolet 01/10→							
 Bremsbackensatz, Feststellbremse							
2.4	129	01/11→12/14		→		03.0137-3023.2 653023	Ø 170 x 32 - HEB
3.6	211	09/11→12/12					
3.6 Flexfuel	211	09/10→					
CHRYSLER - 200 Stufenheck 06/14→							
 Bremsbackensatz, Feststellbremse							
2.4	129	07/14→		→		03.0137-3023.2 653023	Ø 170 x 32 - HEB
CHRYSLER - 200 Stufenheck 01/10→							
 Bremsbackensatz, Feststellbremse							
3.6 Flexfuel	211	09/10→		→		03.0137-3023.2 653023	Ø 170 x 32 - HEB
CHRYSLER - 300C 09/10→							
 Bremsbackensatz, Feststellbremse							
3.0 CRD	176	09/11→		→	→ 11/12	03.0137-4014.2 654014	Ø 183 x 31 + Zub
3.6	210 -	01/11→		→		03.0137-4014.2 654014	Ø 183 x 31 + Zub
6.4	218 347	09/11→					
Zubehörsatz, Feststellbremsbacken							
3.0 CRD	176	09/11→		→	→ 11/12	03.0137-9269.2 669269	
CHRYSLER - 300C (LX, LE) 09/04→							
 Bremsbackensatz, Feststellbremse							
2.7	130 - 142	09/04→11/12		→		03.0137-4014.2 654014	Ø 183 x 31 + Zub
3.0 CRD	160	09/05→11/12					
3.0 V6 CRD	155	11/10→11/12					
3.5	183	09/04→11/12					
3.5 AWD	186	09/04→12/10					
5.7	250 -	09/04→					
	268						
5.7 AWD	268	09/08→					
6.1 SRT8	317	06/05→11/12					
Zubehörsatz, Feststellbremsbacken							
2.7	130 - 142	09/04→11/12		→		03.0137-9269.2 669269	
3.0 CRD	160	09/05→11/12					
3.0 V6 CRD	155	11/10→11/12					
3.5	183	09/04→11/12					

	kw			 	! #		
CHRYSLER - 300C (LX, LE) 09/04→							
Zubehörsatz, Feststellbremsbacken							
3.5 AWD 5.7	186 250	09/04→12/10 09/04→	➔			03.0137-9269.2 669269	
5.7 AWD 6.1 SRT8	268 317	09/08→ 06/05→11/12					
CHRYSLER - 300C Touring (LX, LE) 09/04→12/10							
 Bremsbackensatz, Feststellbremse							
2.7	130 - 142	09/04→12/10	➔			03.0137-4014.2 654014	Ø 183 x 31 + Zub
3.0 CRD 3.5 3.5 AWD 5.7 5.7 AWD 6.1 SRT8	160 183 183 250 250 317	09/05→12/10 09/04→12/10 09/04→12/10 09/04→12/10 04/05→12/10 06/05→12/10					
Zubehörsatz, Feststellbremsbacken							
2.7	130 - 142	09/04→12/10				03.0137-9269.2 669269	
3.0 CRD 3.5 3.5 AWD 5.7 5.7 AWD 6.1 SRT8	160 183 183 250 250 317	09/05→12/10 09/04→12/10 09/04→12/10 09/04→12/10 04/05→12/10 06/05→12/10					
CHRYSLER - CROSSFIRE 07/03→12/08							
 Bremsbackensatz, Feststellbremse							
3.2	160	07/03→12/08	➔	→ 01/08		03.0137-4013.2 654013	Ø 164 x 20 + Zub
SRT-6	246	09/04→12/07	➔	→ 08/06		03.0137-4013.2 654013	Ø 164 x 20 + Zub
CHRYSLER - CROSSFIRE Roadster 05/04→12/08							
 Bremsbackensatz, Feststellbremse							
3.2	160	05/04→12/08	➔	→ 01/08		03.0137-4013.2 654013	Ø 164 x 20 + Zub
SRT-6	246	09/04→12/06	➔	→ 08/06		03.0137-4013.2 654013	Ø 164 x 20 + Zub
CHRYSLER - DELTA 08/11→							
 Seilzug, Feststellbremse							
1.4 1.4 16V 1.6 D Multijet 2.0 D Multijet	88 103 88 121	08/11→ 08/11→ 08/11→ 08/11→			Scheibenbremse; <input type="checkbox"/> Scheibenbremse; <input type="checkbox"/>	24.3727-3001.2 583001 24.3727-3002.2 583002	L= 1.902 L= 1.760
CHRYSLER - PT CRUISER (PT_) 06/00→12/10							
 Bremsbackensatz, Feststellbremse							
1.6	85	11/01→12/10	➔	→ 09/10; + ABS		03.0137-3018.2 653018	Ø 172 x 22 - HEB
2.0 2.2 CRD	100 89 - 110	10/04→12/10 03/02→12/10	➔	→ 09/10		03.0137-3018.2 653018	Ø 172 x 22 - HEB
2.4 GT 2.4 2.0	105 - 169 164 104	06/00→12/10 08/03→12/10 06/00→09/04				03.0137-3018.2 653018	Ø 172 x 22 - HEB
CHRYSLER - PT CRUISER Cabriolet 06/00→12/10							
 Bremsbackensatz, Feststellbremse							
2.4 2.4 GT	105 164	03/04→03/08 03/04→03/08	➔			03.0137-3018.2 653018	Ø 172 x 22 - HEB
CHRYSLER - PT CRUISER Combi Van (PT_) 10/02→08/08							
 Bremsbackensatz, Feststellbremse							
1.6	85	10/02→09/07	➔	+ ABS		03.0137-3018.2 653018	Ø 172 x 22 - HEB
2.0 2.2 CRD	104 89	10/02→03/04 10/02→08/08	➔			03.0137-3018.2 653018	Ø 172 x 22 - HEB
CHRYSLER - SEBRING (JR) 09/00→06/07							
 Bremsbackensatz, Feststellbremse							
2.0 →	104	04/01→06/07	➔			03.0137-3018.2 653018	Ø 172 x 22 - HEB










	kw			 	! #		
CHRYSLER - SEBRING (JR) 09/00→06/07							
 Bremsbackensatz, Feststellbremse							
2.4	105 - 112	04/01→06/07	➔			03.0137-3018.2 653018	Ø 172 x 22 - HEB
2.4 Turbo	164	09/01→06/07					
2.7 V6 24V	149	04/01→06/07					
CHRYSLER - SEBRING (JS) 09/06→12/10							
 Bremsbackensatz, Feststellbremse							
2.0 CRD	103	07/07→12/10	➔	+ ABS		03.0137-3023.2 653023	Ø 170 x 32 - HEB
2.0 VVT	115	07/07→12/10					
2.4	128	09/06→12/10					
2.4 VVT	125	07/07→12/10					
2.7	138	07/07→12/10					
2.7 VVT	137	07/07→09/10					
3.5	175	09/06→12/08					
2.7 VVT	141	09/06→12/10	➔	07/07→; + ABS		03.0137-3023.2 653023	Ø 170 x 32 - HEB
CHRYSLER - SEBRING Cabriolet (JR) 04/01→06/07							
 Bremsbackensatz, Feststellbremse							
2.0	104	04/01→06/07	➔			03.0137-3018.2 653018	Ø 172 x 22 - HEB
2.4	112	04/01→06/07					
2.4 Turbo	164	09/01→06/07					
2.7 Flexfuel	149	09/02→12/06					
2.7 V6 24V	149	04/01→06/07					
CHRYSLER - SEBRING Cabriolet (JS) 05/07→12/10							
 Bremsbackensatz, Feststellbremse							
2.0 CRD	103	07/07→12/10	➔	+ ABS		03.0137-3023.2 653023	Ø 170 x 32 - HEB
2.4	128	05/07→12/10					
2.4 VVT	125	07/07→12/10					
2.7	137	07/07→12/10					
2.7 Flexfuel	137	05/07→09/10					
2.7 VVT	141	07/07→12/10					
3.5	175	05/07→12/10					
CHRYSLER - VOYAGER / GRAND VOYAGER III (GS_, NS_) 01/95→03/01							
 Bremsbackensatz, Feststellbremse							
3.8 i AWD	131	01/95→03/01	➔			03.0137-3037.2 653037	Ø 180 x 30 - HEB
CHRYSLER - VOYAGER / GRAND VOYAGER IV (RG) 02/00→02/08							
 Bremsbackensatz, Feststellbremse							
2.8 CRD	110	04/04→02/08	➔			03.0137-3037.2 653037	Ø 180 x 30 - HEB
CHRYSLER - VOYAGER IV (RG, RS) 09/99→12/08							
 Bremsbackensatz, Feststellbremse							
2.4	108 - 111	02/00→12/08	➔			03.0137-3037.2 653037	Ø 180 x 30 - HEB
2.5 CRD	88 - 105	02/00→12/08					
2.8 CRD	110	06/04→12/08					
3.3	128 - 131	02/00→12/08					
3.3 AWD	128	02/00→12/08					
3.8	160	02/00→12/08					
3.8 AWD	160	02/00→12/08					
CHRYSLER - YPSILON 05/11→							
 Radbremszylinder							
0.9 Twinair	63	05/11→	➔		2	24.3220-1728.3 020509	ALU
1.2	51	05/11→					
1.3 Multijet	70	05/11→					
Zubehörsatz, Bremsbacken							
0.9 Twinair	63	05/11→	➔			03.0137-9310.2 669310	AP
1.2	51	05/11→					
1.3 Multijet	70	05/11→					
 Bremsbackensatz							
0.9 Twinair	63	05/11→	➔			03.0137-0479.2 650479	AP Ø 203 x 38 + HEB
1.2	51	05/11→				03.0521-0620.3 690111	Ø 203 x 39 + RZ / + Zub TopKit
1.3 Multijet	70	05/11→					










	kw					! #		
CITROËN - AMI (9A_) 04/20→								
 Radbremszylinder								
Electric	6	04/20→	➔			2	24.3220-1743.3	020556 ALU
CITROËN - AX (ZA_) 07/86→12/98								
 Radbremszylinder								
10	33	07/86→12/98	➔	für Fahrzeuge mit Bremskraftregler		2	24.3219-1119.3	020333 GG
			➔	für Fahrzeuge mit Bremskraftregler; 			24.3219-1603.3	020200 GG
			➔	für Fahrzeuge mit Bremskraftregler; 			24.3219-1604.3	020201 GG
10	37	02/87→12/98	➔	07/92→; für Fahrzeuge mit Bremskraftregler		2	24.3219-1119.3	020333 GG
			➔	07/92→; für Fahrzeuge mit Bremskraftregler; 			24.3219-1603.3	020200 GG
			➔	07/92→; für Fahrzeuge mit Bremskraftregler; 			24.3219-1604.3	020201 GG
11	44	09/86→12/97	➔	10/89→		2	24.3219-1119.3	020333 GG
			➔	10/89→; 			24.3219-1603.3	020200 GG
			➔	10/89→; 			24.3219-1604.3	020201 GG
14	55	04/87→04/97	➔	03/89→ 12/96; 			24.3219-1609.3	020319 GG
			➔	03/89→ 12/96; 			24.3219-1610.3	020320 GG
14 D	37	08/91→12/97	➔			2	24.3219-1119.3	020333 GG
15 D	40 - 43	08/94→12/97	➔				24.3219-1603.3	020200 GG
Electric	28	11/96→04/97	➔				24.3219-1604.3	020201 GG
Zubehörsatz, Bremsbacken								
10	33	07/86→12/98	➔				03.0137-9079.2	669079
14 D	37	08/91→12/97						
15 D	40 - 43	08/94→12/97						
Electric	28	11/96→04/97						
10	37	02/87→12/98	➔	07/92→			03.0137-9079.2	669079
11	44	09/86→12/97	➔	10/89→			03.0137-9079.2	669079
14	55	04/87→04/97	➔	03/89→ 12/96			03.0137-9055.2	669055 BDX
 Bremstrommel								
10	33	07/86→12/98	➔				24.0216-5001.1	480001 Ø 201 x 38,5 / 166 - RLG
14 D	37	08/91→12/97					24.0216-5701.2	480212 Ø 201 x 38,5 / 166 + RLG
15 D	40 - 43	08/94→12/97						
Electric	28	11/96→04/97						
10	37	02/87→12/98	➔	07/92→			24.0216-5001.1	480001 Ø 201 x 38,5 / 166 - RLG
							24.0216-5701.2	480212 Ø 201 x 38,5 / 166 + RLG
11	44	09/86→12/97	➔	10/89→			24.0216-5001.1	480001 Ø 201 x 38,5 / 166 - RLG
							24.0216-5701.2	480212 Ø 201 x 38,5 / 166 + RLG
14	55	04/87→04/97	➔	03/89→ 12/96			24.0218-0020.1	480074 Ø 212 x 46 / 181 - RLG / - ABS Ring
							24.0218-0720.2	480205 Ø 212 x 46 / 181 + RLG / - ABS Ring
 Bremsbackensatz								
10	33	07/86→12/98	➔				03.0137-0195.2	650195 Ø 164 x 32
14 D	37	08/91→12/97					03.0525-0002.3	EQ0002 BDX Ø 164 x 32 - RZ / + Zub Easy Quick
15 D	40 - 43	08/94→12/97						
			➔	+ RZR			03.0520-0519.3	690519 BDX Ø 164 x 32 + RZ / + Zub TopKit
			➔	- RZR			03.0520-0719.3	690719 BDX Ø 164 x 32 + RZ / + Zub TopKit
10	37	02/87→12/98	➔	07/92→			03.0137-0195.2	650195 Ø 164 x 32
							03.0525-0002.3	EQ0002 BDX Ø 164 x 32 - RZ / + Zub Easy Quick
			➔	07/92→; + RZR			03.0520-0519.3	690519 BDX Ø 164 x 32 + RZ / + Zub TopKit
			➔	07/92→; - RZR			03.0520-0719.3	690719 BDX Ø 164 x 32 + RZ / + Zub TopKit
11	44	09/86→12/97	➔	10/89→			03.0137-0195.2	650195 Ø 164 x 32
							03.0525-0002.3	EQ0002 BDX Ø 164 x 32 - RZ / + Zub Easy Quick
→								












	kw					! #		
CITROËN - AX (ZA-) 07/86→12/98								
 Bremsbackensatz								
11	44	09/86→12/97	➡	10/89→; + RZR		03.0520-0519.3	690519	BDX Ø 164 x 32 + RZ / + Zub TopKit
			➡	10/89→; - RZR		03.0520-0719.3	690719	BDX Ø 164 x 32 + RZ / + Zub TopKit
14	55	04/87→04/97	➡	03/89→ 12/96		03.0137-0196.2	650196	BDX Ø 180 x 32
Electric	28	11/96→04/97	➡			03.0137-0195.2	650195	Ø 164 x 32
 Seilzug, Feststellbremse								
10 14 D 15 D	33 37 40 - 43	07/86→12/98 08/91→12/97 08/94→12/97		Trommelbremse; ⚠	2	24.3727-0303.2	580303	L= 1.395
10	37	02/87→12/98		07/92→; Trommelbremse; ⚠	2	24.3727-0303.2	580303	L= 1.395
11	44	09/86→12/97		10/89→; Trommelbremse; ⚠	2	24.3727-0303.2	580303	L= 1.395
14	55	04/87→04/97		03/89→ 12/96; Trommelbremse; ⚠	2	24.3727-0303.2	580303	L= 1.395
CITROËN - BERLINGO / BERLINGO FIRST Großraumlimousine (MF_ , GJK_ , GFK_ 07/96→12/11								
 Radbremsszylinder								
1.1 i 1.4 bivalent 1.4 i 1.4 i bivalent 1.6 HDI 75	44 48 55 55 55	07/96→05/08 11/02→12/11 07/96→12/11 04/03→10/08 07/05→12/11	➡	→ 03/08	2	24.3222-1734.3	020539	TRW ALU
1.4 1.6 HDI 92 1.8 D 1.8 i 1.9 D 1.9 D 4WD	53 68 43 66 50 - 51 51	11/02→10/05 11/09→12/10 07/98→10/02 05/97→10/02 07/96→10/05 07/98→10/05	➡		2	24.3222-1734.3	020539	TRW ALU
1.6 16V 1.6 HDI 90 1.8 i 4WD	80 - 81 66 66	10/00→12/11 07/05→05/08 04/97→10/01	➡	→ 03/08; - ESP 05/97→	2	24.3222-1734.3	020539	TRW ALU
2.0 HDi 4x4 2.0 HDI 90 Electric electrique	66 66 28 16	11/02→10/05 12/99→10/05 01/98→12/05 01/00→10/02	➡	- ESP 11/02→	2	24.3222-1734.3	020539	TRW ALU
Zubehörsatz, Bremsbacken								
1.1 i 1.4 bivalent 1.4 i 1.4 i bivalent 1.6 HDI 75	44 48 55 55 55	07/96→05/08 11/02→12/11 07/96→12/11 04/03→10/08 07/05→12/11	➡	→ 03/08		03.0137-9220.2	669220	TRW
1.4 1.6 HDI 92 1.8 D 1.8 i 1.9 D 1.9 D 4WD electrique	53 68 43 66 50 - 51 16	11/02→10/05 11/09→12/10 07/98→10/02 05/97→10/02 07/96→10/05 07/98→10/05 01/00→10/02	➡			03.0137-9220.2	669220	TRW
1.6 16V 1.6 HDI 90 1.8 i 4WD	80 - 81 66 66	10/00→12/11 07/05→05/08 04/97→10/01	➡	→ 03/08; - ESP 05/97→		03.0137-9220.2	669220	TRW
2.0 HDi 4x4 2.0 HDI 90 Electric	66 66 28	11/02→10/05 12/99→10/05 01/98→12/05	➡	- ESP 11/02→		03.0137-9220.2	669220	TRW
 Bremstrommel								
1.1 i 1.4 bivalent 1.4 i 1.4 i bivalent 1.6 HDI 75	44 48 55 55 55	07/96→05/08 11/02→12/11 07/96→12/11 04/03→10/08 07/05→12/11	➡	→ 03/08		24.0222-8017.1	480071	Ø 274 x 50,8 / 230
1.4 1.6 HDI 92 1.8 D 1.8 i 1.9 D 1.9 D 4WD ➔	53 68 43 66 50 - 51 51	11/02→10/05 11/09→12/10 07/98→10/02 05/97→10/02 07/96→10/05 07/98→10/05	➡			24.0222-8017.1	480071	Ø 274 x 50,8 / 230






















	kw				! #		
CITROËN - BERLINGO / BERLINGO FIRST Großraumlimousine (MF_, GJK_, GFK_ 07/96→12/11							
Bremstrommel							
electrique	16	01/00→10/02	➡			24.0222-8017.1 480071	Ø 274 x 50,8 / 230
1.6 16V	80 - 81	10/00→12/11	➡	→ 03/08; - ESP		24.0222-8017.1 480071	Ø 274 x 50,8 / 230
1.6 HDI 90	66	07/05→05/08					
1.8 i 4WD	66	04/97→10/01	➡	05/97→		24.0222-8017.1 480071	Ø 274 x 50,8 / 230
2.0 HDi 4x4	66	11/02→10/05	➡	- ESP		24.0222-8017.1 480071	Ø 274 x 50,8 / 230
2.0 HDi 90	66	12/99→10/05					
Electric	28	01/98→12/05	➡	11/02→		24.0222-8017.1 480071	Ø 274 x 50,8 / 230
Bremsbackensatz							
1.1 i	44	07/96→05/08	➡	→ 03/08		03.0137-0341.2 650341	TRW Ø 229 x 42 + HEB
1.4 i	55	07/96→12/11	➡	Orga 08001→; → 03/08		03.0520-6322.3 696322	TRW Ø 229 x 42 + RZ / + Zub TopKit
						03.0525-0031.3 EQ0031	TRW Ø 229 x 42 - RZ / + Zub Easy Quick
			➡	→Orga 08000		03.0520-6322.3 696322	TRW Ø 229 x 42 + RZ / + Zub TopKit
						03.0525-0031.3 EQ0031	TRW Ø 229 x 42 - RZ / + Zub Easy Quick
1.4 electrique	53 16	11/02→10/05 01/00→10/02	➡			03.0137-0341.2 650341	TRW Ø 229 x 42 + HEB
						03.0520-6322.3 696322	TRW Ø 229 x 42 + RZ / + Zub TopKit
						03.0525-0031.3 EQ0031	TRW Ø 229 x 42 - RZ / + Zub Easy Quick
1.4 bivalent	48	11/02→12/11	➡	→ 03/08		03.0137-0341.2 650341	TRW Ø 229 x 42 + HEB
1.4 i bivalent	55	04/03→10/08				03.0520-6322.3 696322	TRW Ø 229 x 42 + RZ / + Zub TopKit
1.6 HDI 75	55	07/05→12/11				03.0525-0031.3 EQ0031	TRW Ø 229 x 42 - RZ / + Zub Easy Quick
1.6 16V	80 - 81	10/00→12/11	➡	→ 03/08; - ESP		03.0137-0341.2 650341	TRW Ø 229 x 42 + HEB
1.6 HDI 90	66	07/05→05/08				03.0520-6322.3 696322	TRW Ø 229 x 42 + RZ / + Zub TopKit
						03.0525-0031.3 EQ0031	TRW Ø 229 x 42 - RZ / + Zub Easy Quick
1.6 HDI 92	68	11/09→12/10	➡			03.0137-0341.2 650341	TRW Ø 229 x 42 + HEB
						03.0520-6322.3 696322	TRW Ø 229 x 42 + RZ / + Zub TopKit
1.8 D	43	07/98→10/02	➡			03.0137-0341.2 650341	TRW Ø 229 x 42 + HEB
1.8 i	66	05/97→10/02	➡	Orga 08001→		03.0520-6322.3 696322	TRW Ø 229 x 42 + RZ / + Zub TopKit
1.9 D	50 - 51	07/96→10/05				03.0525-0031.3 EQ0031	TRW Ø 229 x 42 - RZ / + Zub Easy Quick
1.9 D 4WD	51	07/98→10/05	➡	→Orga 08000		03.0520-6322.3 696322	TRW Ø 229 x 42 + RZ / + Zub TopKit
						03.0525-0031.3 EQ0031	TRW Ø 229 x 42 - RZ / + Zub Easy Quick
1.8 i 4WD	66	04/97→10/01	➡	05/97→		03.0137-0341.2 650341	TRW Ø 229 x 42 + HEB
			➡	Orga 08001→		03.0520-6322.3 696322	TRW Ø 229 x 42 + RZ / + Zub TopKit
						03.0525-0031.3 EQ0031	TRW Ø 229 x 42 - RZ / + Zub Easy Quick
			➡	05/97→; →Orga 08000		03.0520-6322.3 696322	TRW Ø 229 x 42 + RZ / + Zub TopKit
						03.0525-0031.3 EQ0031	TRW Ø 229 x 42 - RZ / + Zub Easy Quick
2.0 HDi 4x4	66	11/02→10/05	➡	- ESP		03.0137-0341.2 650341	TRW Ø 229 x 42 + HEB
2.0 HDi 90	66	12/99→10/05				03.0520-6322.3 696322	TRW Ø 229 x 42 + RZ / + Zub TopKit
						03.0525-0031.3 EQ0031	TRW Ø 229 x 42 - RZ / + Zub Easy Quick
Electric	28	01/98→12/05	➡	11/02→		03.0137-0341.2 650341	TRW Ø 229 x 42 + HEB
						03.0520-6322.3 696322	TRW Ø 229 x 42 + RZ / + Zub TopKit
						03.0525-0031.3 EQ0031	TRW Ø 229 x 42 - RZ / + Zub Easy Quick
→							


































	kw					! #		
CITROËN - BERLINGO / BERLINGO FIRST Großraumlimousine (MF_, GJK_, GFK_ 07/96→12/11								
 Seilzug, Feststellbremse								
1.1 i 1.4 i	44 55	07/96→05/08 07/96→12/11		Orga 08394→; → 03/08; Trommelbremse; <input type="checkbox"/>			24.3727-0314.2 580314	L= 1.745
				→Orga 08393; Trommelbremse; <input type="checkbox"/>			24.3727-0314.2 580314	L= 1.745
				→Orga 08393; Trommelbremse; <input type="checkbox"/>			24.3727-0315.2 580315	L= 1.818
				Orga 08394→; → 03/08; Trommelbremse; <input type="checkbox"/>			24.3727-0339.2 580339	L= 1.850
1.4	53	11/02→10/05		Trommelbremse; <input type="checkbox"/>			24.3727-0314.2 580314	L= 1.745
				Trommelbremse; <input type="checkbox"/>			24.3727-0339.2 580339	L= 1.850
1.4 bivalent 1.4 i bivalent 1.6 HDI 75	48 55 55	11/02→12/11 04/03→10/08 07/05→12/11		→ 03/08; Trommelbremse; <input type="checkbox"/>			24.3727-0314.2 580314	L= 1.745
				→ 03/08; Trommelbremse; <input type="checkbox"/>			24.3727-0339.2 580339	L= 1.850
1.6 16V	80 - 81	10/00→12/11		Orga 08394→; → 03/08; - ESP; Trommelbremse; <input type="checkbox"/>			24.3727-0314.2 580314	L= 1.745
				Orga 08394→; → 03/08; - ESP; Trommelbremse; <input type="checkbox"/>			24.3727-0339.2 580339	L= 1.850
				→ 03/08; + ESP; Scheibenbremse; <input type="checkbox"/>			24.3727-0347.2 580347	L= 1.923
				→ 03/08; + ESP; Scheibenbremse; <input type="checkbox"/>			24.3727-0349.2 580349	L= 1.820
1.6 HDI 90	66	07/05→05/08		→ 03/08; - ESP; Trommelbremse; <input type="checkbox"/>			24.3727-0314.2 580314	L= 1.745
				→ 03/08; - ESP; Trommelbremse; <input type="checkbox"/>			24.3727-0339.2 580339	L= 1.850
				→ 03/08; + ESP; Scheibenbremse; <input type="checkbox"/>			24.3727-0347.2 580347	L= 1.923
				→ 03/08; + ESP; Scheibenbremse; <input type="checkbox"/>			24.3727-0349.2 580349	L= 1.820
1.6 HDI 92	68	11/09→12/10		- ESP; Trommelbremse; <input type="checkbox"/>			24.3727-0314.2 580314	L= 1.745
				- ESP; Trommelbremse; <input type="checkbox"/>			24.3727-0339.2 580339	L= 1.850
				+ ESP; Scheibenbremse; <input type="checkbox"/>			24.3727-0347.2 580347	L= 1.923
				+ ESP; Scheibenbremse; <input type="checkbox"/>			24.3727-0349.2 580349	L= 1.820
1.8 D 1.8 i 1.9 D	43 66 50 -	07/98→10/02 05/97→10/02 07/96→10/05		Orga 08394→; Trommelbremse; <input type="checkbox"/>			24.3727-0314.2 580314	L= 1.745
				→Orga 08393; Trommelbremse; <input type="checkbox"/>			24.3727-0314.2 580314	L= 1.745
				→Orga 08393; Trommelbremse; <input type="checkbox"/>			24.3727-0315.2 580315	L= 1.818
1.9 D 4WD	51	07/98→10/05		Orga 08394→; Trommelbremse; <input type="checkbox"/>			24.3727-0339.2 580339	L= 1.850
1.8 i 4WD	66	04/97→10/01		05/97→; →Orga 08393; Trommelbremse; <input type="checkbox"/>			24.3727-0314.2 580314	L= 1.745
				Orga 08394→; Trommelbremse; <input type="checkbox"/>			24.3727-0314.2 580314	L= 1.745
				05/97→; →Orga 08393; Trommelbremse; <input type="checkbox"/>			24.3727-0315.2 580315	L= 1.818
				Orga 08394→; Trommelbremse; <input type="checkbox"/>			24.3727-0339.2 580339	L= 1.850
2.0 HDi 4x4	66	11/02→10/05		Orga 08394→; - ESP; Trommelbremse; <input type="checkbox"/>			24.3727-0314.2 580314	L= 1.745
				Orga 08394→; - ESP; Trommelbremse; <input type="checkbox"/>			24.3727-0339.2 580339	L= 1.850
				+ ESP; Scheibenbremse; <input type="checkbox"/>			24.3727-0347.2 580347	L= 1.923
				+ ESP; Scheibenbremse; <input type="checkbox"/>			24.3727-0349.2 580349	L= 1.820
2.0 HDI 90	66	12/99→10/05		Orga 08394→; - ESP; Trommelbremse; <input type="checkbox"/>			24.3727-0314.2 580314	L= 1.745
				Orga 08394→; - ESP; Trommelbremse; <input type="checkbox"/>			24.3727-0339.2 580339	L= 1.850
				12/00→; + ESP; Scheibenbremse; <input type="checkbox"/>			24.3727-0347.2 580347	L= 1.923
				12/00→; + ESP; Scheibenbremse; <input type="checkbox"/>			24.3727-0349.2 580349	L= 1.820
CITROËN - BERLINGO / BERLINGO FIRST Kasten/Großraumlimousine (M_) 07/96→12/11								
 Radbremszylinder								
1.1 i 2.0 HDI 90 4WD	44 66	07/96→03/08 11/00→10/05	➡	- ESP			24.3222-1734.3 020539	TRW ALU
1.4 BiFuel 1.4 i bivalent 1.6 16V	55 55 80 -	07/96→10/02 04/03→10/05 10/00→03/08	➡				24.3222-1734.3 020539	TRW ALU
81								
1.6 HDI 92	68	11/09→12/10						
1.8 D	43	07/96→10/02						
1.8 i	66	05/98→10/02						
1.9 D	51	07/96→12/03						
1.9 D 70 4WD	51	07/98→03/06						
Electric	28	07/03→12/05						
1.4 bivalent 1.4 i 1.6 HDI 75 1.6 HDI 90 1.9 D 70	48 55 55 66 51	11/02→12/11 07/96→12/11 07/05→12/11 07/05→12/11 04/99→12/11	➡	→ 03/08			24.3222-1734.3 020539	TRW ALU
2.0 HDI 90	66	12/99→12/11	➡	→ 03/08; - ESP			24.3222-1734.3 020539	TRW ALU
➔								











	kW					! #		
CITROËN - BERLINGO / BERLINGO FIRST Kasten/Großraumlimousine (M_) 07/96→12/11								
Zubehörsatz, Bremsbacken								
1.1 i 1.4 BiFuel 1.4 i bivalent 1.6 16V 1.6 HDI 92 1.8 D 1.8 i 1.9 D 1.9 D 70 4WD Electric	44 55 55 80 - 81 68 43 66 51 51 28	07/96→03/08 07/96→10/02 04/03→10/05 10/00→03/08 11/09→12/10 07/96→10/02 05/98→10/02 07/96→12/03 07/98→03/06 07/03→12/05	➡				03.0137-9220.2 669220	TRW
1.4 bivalent 1.4 i 1.6 HDI 75 1.6 HDI 90 1.9 D 70	48 55 55 66 51	11/02→12/11 07/96→12/11 07/05→12/11 07/05→12/11 04/99→12/11	➡	→ 03/08			03.0137-9220.2 669220	TRW
2.0 HDI 90	66	12/99→12/11	➡	→ 03/08; - ESP			03.0137-9220.2 669220	TRW
2.0 HDI 90 4WD	66	11/00→10/05	➡	- ESP			03.0137-9220.2 669220	TRW
 Bremstrommel								
1.1 i 1.4 BiFuel 1.4 i bivalent 1.6 16V 1.6 HDI 92 1.8 D 1.8 i 1.9 D 1.9 D 70 4WD Electric	44 55 55 80 - 81 68 43 66 51 51 28	07/96→03/08 07/96→10/02 04/03→10/05 10/00→03/08 11/09→12/10 07/96→10/02 05/98→10/02 07/96→12/03 07/98→03/06 07/03→12/05	➡				24.0222-8017.1 480071	Ø 274 x 50,8 / 230
1.4 bivalent 1.4 i 1.6 HDI 75 1.6 HDI 90 1.9 D 70	48 55 55 66 51	11/02→12/11 07/96→12/11 07/05→12/11 07/05→12/11 04/99→12/11	➡	→ 03/08			24.0222-8017.1 480071	Ø 274 x 50,8 / 230
2.0 HDI 90	66	12/99→12/11	➡	→ 03/08; - ESP			24.0222-8017.1 480071	Ø 274 x 50,8 / 230
2.0 HDI 90 4WD	66	11/00→10/05	➡	- ESP			24.0222-8017.1 480071	Ø 274 x 50,8 / 230
 Bremsbackensatz								
1.1 i 1.4 BiFuel 1.8 D 1.8 i 1.9 D 1.9 D 70 4WD	44 55 43 66 51 51	07/96→03/08 07/96→10/02 07/96→10/02 05/98→10/02 07/96→12/03 07/98→03/06	➡				03.0137-0341.2 650341	TRW Ø 229 x 42 + HEB
			➡	Orga 08001→			03.0520-6322.3 696322	TRW Ø 229 x 42 + RZ / + Zub TopKit
			➡	→Orga 08000			03.0525-0031.3 EQ0031	TRW Ø 229 x 42 - RZ / + Zub Easy Quick
			➡				03.0520-6322.3 696322	TRW Ø 229 x 42 + RZ / + Zub TopKit
			➡				03.0525-0031.3 EQ0031	TRW Ø 229 x 42 - RZ / + Zub Easy Quick
1.4 bivalent 1.6 HDI 75 1.6 HDI 90	48 55 66	11/02→12/11 07/05→12/11 07/05→12/11	➡	→ 03/08			03.0137-0341.2 650341	TRW Ø 229 x 42 + HEB
			➡				03.0520-6322.3 696322	TRW Ø 229 x 42 + RZ / + Zub TopKit
			➡				03.0525-0031.3 EQ0031	TRW Ø 229 x 42 - RZ / + Zub Easy Quick
1.4 i 1.9 D 70	55 51	07/96→12/11 04/99→12/11	➡	→ 03/08			03.0137-0341.2 650341	TRW Ø 229 x 42 + HEB
			➡	Orga 08001→; → 03/08			03.0520-6322.3 696322	TRW Ø 229 x 42 + RZ / + Zub TopKit
			➡				03.0525-0031.3 EQ0031	TRW Ø 229 x 42 - RZ / + Zub Easy Quick
			➡	→Orga 08000			03.0520-6322.3 696322	TRW Ø 229 x 42 + RZ / + Zub TopKit
			➡				03.0525-0031.3 EQ0031	TRW Ø 229 x 42 - RZ / + Zub Easy Quick
1.4 i bivalent 1.6 16V Electric	55 80 - 81 28	04/03→10/05 10/00→03/08 07/03→12/05	➡				03.0137-0341.2 650341	TRW Ø 229 x 42 + HEB
			➡				03.0520-6322.3 696322	TRW Ø 229 x 42 + RZ / + Zub TopKit
			➡				03.0525-0031.3 EQ0031	TRW Ø 229 x 42 - RZ / + Zub Easy Quick
1.6 HDI 92	68	11/09→12/10	➡				03.0137-0341.2 650341	TRW Ø 229 x 42 + HEB
			➡				03.0520-6322.3 696322	TRW Ø 229 x 42 + RZ / + Zub TopKit
2.0 HDI 90 →	66	12/99→12/11	➡	→ 03/08; - ESP			03.0137-0341.2 650341	TRW Ø 229 x 42 + HEB













	kw					! #		
CITROËN - BERLINGO / BERLINGO FIRST Kasten/Großraumlimousine (M_) 07/96→12/11								
 Bremsbackensatz								
2.0 HDI 90	66	12/99→12/11	➡	→ 03/08; - ESP			03.0520-6322.3 696322 03.0525-0031.3 EQ0031	TRW Ø 229 x 42 + RZ / + Zub TopKit TRW Ø 229 x 42 - RZ / + Zub Easy Quick
2.0 HDI 90 4WD	66	11/00→10/05	➡	- ESP			03.0137-0341.2 650341 03.0520-6322.3 696322 03.0525-0031.3 EQ0031	TRW Ø 229 x 42 + HEB TRW Ø 229 x 42 + RZ / + Zub TopKit TRW Ø 229 x 42 - RZ / + Zub Easy Quick
 Seilzug, Feststellbremse								
1.1 i	44	07/96→03/08		Orga 08394→; Scheiben/Trommel; <input type="checkbox"/>			24.3727-0314.2 580314	L= 1.745
1.4 BiFuel	55	07/96→10/02		→Orga 08393; Trommelbremse; <input type="checkbox"/>			24.3727-0314.2 580314	L= 1.745
1.8 D	43	07/96→10/02		→Orga 08393; Trommelbremse; <input type="checkbox"/>			24.3727-0315.2 580315	L= 1.818
1.8 i	66	05/98→10/02		→Orga 08393; Trommelbremse; <input type="checkbox"/>			24.3727-0315.2 580315	L= 1.818
1.9 D	51	07/96→12/03		Orga 08394→; Scheiben/Trommel; <input type="checkbox"/>			24.3727-0339.2 580339	L= 1.850
1.9 D 70 4WD	51	07/98→03/06		Orga 08394→; Scheiben/Trommel; <input type="checkbox"/>			24.3727-0339.2 580339	L= 1.850
1.4 bivalent	48	11/02→12/11		→ 03/08; Scheiben/Trommel; <input type="checkbox"/>			24.3727-0314.2 580314	L= 1.745
1.6 HDI 75	55	07/05→12/11		→ 03/08; Scheiben/Trommel; <input type="checkbox"/>			24.3727-0339.2 580339	L= 1.850
1.6 HDI 90	66	07/05→12/11		→ 03/08; Scheiben/Trommel; <input type="checkbox"/>			24.3727-0339.2 580339	L= 1.850
1.4 i	55	07/96→12/11		Orga 08394→; → 03/08; Scheiben/Trommel; <input type="checkbox"/>			24.3727-0314.2 580314	L= 1.745
1.9 D 70	51	04/99→12/11		→Orga 08393; Trommelbremse; <input type="checkbox"/>			24.3727-0314.2 580314	L= 1.745
				→Orga 08393; Trommelbremse; <input type="checkbox"/>			24.3727-0315.2 580315	L= 1.818
				Orga 08394→; → 03/08; Scheiben/Trommel; <input type="checkbox"/>			24.3727-0339.2 580339	L= 1.850
1.4 i bivalent	55	04/03→10/05		Scheiben/Trommel; <input type="checkbox"/>			24.3727-0314.2 580314	L= 1.745
1.6 16V	80 - 81	10/00→03/08		Scheiben/Trommel; <input type="checkbox"/>			24.3727-0339.2 580339	L= 1.850
1.6 HDI 92	68	11/09→12/10		- ESP; Trommelbremse; <input type="checkbox"/>			24.3727-0314.2 580314	L= 1.745
				- ESP; Trommelbremse; <input type="checkbox"/>			24.3727-0339.2 580339	L= 1.850
				+ ESP; Scheibenbremse; <input type="checkbox"/>			24.3727-0347.2 580347	L= 1.923
				+ ESP; Scheibenbremse; <input type="checkbox"/>			24.3727-0349.2 580349	L= 1.820
2.0 HDI 90	66	12/99→12/11		Orga 08394→; → 03/08; Scheiben/Trommel; <input type="checkbox"/>			24.3727-0314.2 580314	L= 1.745
				Orga 08394→; → 03/08; Scheiben/Trommel; <input type="checkbox"/>			24.3727-0339.2 580339	L= 1.850
2.0 HDI 90 4WD	66	11/00→10/05		Orga 08394→; Scheiben/Trommel; <input type="checkbox"/>			24.3727-0314.2 580314	L= 1.745
				Orga 08394→; Scheiben/Trommel; <input type="checkbox"/>			24.3727-0339.2 580339	L= 1.850
Electric	42	01/11→12/11		→Orga 14083; Scheibenbremse; <input type="checkbox"/>		2	24.3727-0853.2 580853	L= 2.398
CITROËN - BERLINGO Kasten/Großraumlimousine (B9) 04/08→								
 Seilzug, Feststellbremse								
1.6	66 - 80	04/08→		→Orga 14083; Scheibenbremse; <input type="checkbox"/>		2	24.3727-0853.2 580853	L= 2.398
1.6 BlueHDi 100	73	12/14→						
1.6 BlueHDi 100 4x4	73	12/14→						
1.6 BlueHDi 120	88	12/14→						
1.6 HDi 110	80 - 82	04/08→						
1.6 HDi 115	84	07/10→						
1.6 HDi 115 4x4	84	02/12→						
1.6 HDi 75	55	04/08→						
1.6 HDi 75 4x4	55	02/12→						
1.6 HDi 90	66 - 68	07/10→						
1.6 HDi 90 16V	66	04/08→						
1.6 HDi 90 4x4	66	02/12→						
1.6 VTi 120	88	11/09→						
1.6 VTi 95	72	07/10→						
Electric	49	01/13→						
PureTech 110	81	01/18→						
1.6 HDi / BlueHDi 75	55	07/10→		04/15→; →Orga 14083; Scheibenbremse; <input type="checkbox"/>		2	24.3727-0853.2 580853	L= 2.398
Electric	35	01/13→		02/13→; →Orga 14083; Scheibenbremse; <input type="checkbox"/>		2	24.3727-0853.2 580853	L= 2.398
CITROËN - BERLINGO MULTISPACE (B9) 04/08→								
 Seilzug, Feststellbremse								
1.6	66 - 81	04/08→		→Orga 14083; Scheibenbremse; <input type="checkbox"/>		2	24.3727-0853.2 580853	L= 2.398
1.6 BlueHDi 100	73	12/14→						
1.6 BlueHDi 120	88	12/14→						















	kw					! #		
CITROËN - BERLINGO MULTISPACE (B9) 04/08→								
 Seilzug, Feststellbremse								
1.6 HDi 110	80 - 82	04/08→			→Orga 14083; Scheibenbremse; 	2	24.3727-0853.2 580853	L= 2.398
1.6 HDi 115	84	07/10→						
1.6 HDi 115 4x4	84	02/12→						
1.6 HDi 75 16V	55	04/08→						
1.6 HDi 90	66 - 68	04/08→						
1.6 HDi 90 4x4	66	02/12→12/14						
1.6 VTi 120	88	11/09→						
1.6 VTi 95	72	07/10→						
1.6 HDi 75 / BlueHDi 75	55	04/08→			04/15→; →Orga 14083; Scheibenbremse; 	2	24.3727-0853.2 580853	L= 2.398
CITROËN - BERLINGO Pritsche/Fahrgestell (B9) 04/08→								
 Seilzug, Feststellbremse								
1.6 BlueHDi 100	73	12/14→			→Orga 14083; Scheibenbremse; 	2	24.3727-0853.2 580853	L= 2.398
1.6 HDi 90	66	07/10→						
1.6 HDi 90 16V	66	04/08→						
1.6 HDi 92	68	07/10→12/17						
CITROËN - C1 (PM_, PN_) 06/05→09/14								
 Radbremszylinder								
1.0	50	06/05→09/14	➡		→ 04/14	2	24.3217-1719.3 020482	BOS ALU
1.4 HDi	40	06/05→09/14	➡		→ 12/08	2	24.3217-1719.3 020482	BOS ALU
Zubehörsatz, Bremsbacken								
1.0	50	06/05→09/14	➡		→ 04/14		03.0137-9287.2 669287	BOS
1.4 HDi	40	06/05→09/14	➡		→ 12/08		03.0137-9287.2 669287	BOS
 Bremstrommel								
1.0	50	06/05→09/14	➡		→ 04/14		24.0220-0046.1 480193	Ø 233 x 44 / 201
1.4 HDi	40	06/05→09/14	➡		→ 12/08		24.0220-0046.1 480193	Ø 233 x 44 / 201
 Bremsbackensatz								
1.0	50	06/05→09/14	➡		→ 04/14		03.0137-0466.2 650466 03.0520-4117.3 694117	BOS Ø 200 x 32 + HEB BOS Ø 200 x 32 + RZ / + Zub TopKit
1.4 HDi	40	06/05→09/14	➡		→ 12/08		03.0137-0466.2 650466 03.0520-4117.3 694117	BOS Ø 200 x 32 + HEB BOS Ø 200 x 32 + RZ / + Zub TopKit
CITROËN - C1 II (PA_, PS_) 04/14→								
 Radbremszylinder								
1.0 VTi 68	51	04/14→	➡			2	24.3217-1739.3 020597	BOS ALU
1.0 VTi 72	53	06/18→						
1.2 VTi 82	60	04/14→						
Zubehörsatz, Bremsbacken								
1.0 VTi 68	51	04/14→	➡				03.0137-9287.2 669287	BOS
1.0 VTi 72	53	06/18→						
1.2 VTi 82	60	04/14→						
 Bremstrommel								
1.0 VTi 68	51	04/14→	➡				24.0220-0046.1 480193	Ø 233 x 44 / 201
1.0 VTi 72	53	06/18→						
1.2 VTi 82	60	04/14→						
 Bremsbackensatz								
1.0 VTi 68	51	04/14→	➡				03.0137-0466.2 650466	BOS Ø 200 x 32 + HEB
1.2 VTi 82	60	04/14→						
CITROËN - C2 (JM_) 07/03→09/17								
 Radbremszylinder								
1.1	44	09/03→09/12	➡		→ 12/09; - ABS; nur paarweise austauschen; 		24.3219-1739.3 020472	GG
			➡		→ 12/09; - ABS; nur paarweise austauschen; 		24.3219-1740.3 020473	GG
			➡		→ 12/09; + ABS	2	24.3220-1717.3 020430 24.3220-1724.3 020476	TRW ALU BOS ALU
→								








	kw			 	! #		
CITROËN - C2 (JM_) 07/03→09/17							
 Radbremszylinder							
1.4	54 - 55	09/03→12/09	➡	- ABS; nur paarweise austauschen; <input type="checkbox"/>		24.3219-1739.3 020472	GG
1.4 16V	65	04/05→12/09	➡	- ABS; nur paarweise austauschen; <input type="checkbox"/>		24.3219-1740.3 020473	GG
1.4 HDi	50 - 51	07/03→12/09	➡	+ ABS	2	24.3220-1717.3 020430	TRW ALU
						24.3220-1724.3 020476	BOS ALU
Zubehörsatz, Bremsbacken							
1.1	44	09/03→09/12	➡	→ 12/09		03.0137-9267.2 669267	TRW
						03.0137-9281.2 669281	
1.4	54 - 55	09/03→12/09	➡			03.0137-9267.2 669267	TRW
1.4 16V	65	04/05→12/09				03.0137-9281.2 669281	
1.4 HDi	50 - 51	07/03→12/09					
 Bremstrommel							
1.1	44	09/03→09/12	➡	→ 12/09		24.0220-3029.1 480179	Ø 244,5 x 42 / 204,5 - RLG / - ABS Ring
						24.0220-3729.2 480217	Ø 244,5 x 42 / 204,5 + RLG / + ABS Ring
1.4	54 - 55	09/03→12/09	➡			24.0220-3029.1 480179	Ø 244,5 x 42 / 204,5 - RLG / - ABS Ring
1.4 16V	65	04/05→12/09				24.0220-3729.2 480217	Ø 244,5 x 42 / 204,5 + RLG / + ABS Ring
1.4 HDi	50 - 51	07/03→12/09					
 Bremsbackensatz							
1.1	44	09/03→09/12	➡	→ 12/09		03.0137-0426.2 650426	TRW Ø 203 x 38 + HEB
			➡	→ 12/09; - ABS		03.0137-0439.2 650439	Ø 203 x 39 + HEB
			➡	→ 12/09; + ABS		03.0520-6119.3 696119	TRW Ø 203 x 38 + RZ / + Zub TopKit
						03.0520-7620.3 697620	TRW Ø 203 x 38 + RZ / + Zub TopKit
						03.0520-8520.3 698520	BOS Ø 203 x 39 + RZ / + Zub TopKit
1.4	54 - 55	09/03→12/09	➡			03.0137-0426.2 650426	TRW Ø 203 x 38 + HEB
1.4 16V	65	04/05→12/09				03.0137-0439.2 650439	Ø 203 x 39 + HEB
1.4 HDi	50 - 51	07/03→12/09	➡	- ABS		03.0520-6119.3 696119	TRW Ø 203 x 38 + RZ / + Zub TopKit
			➡	+ ABS		03.0520-7620.3 697620	TRW Ø 203 x 38 + RZ / + Zub TopKit
						03.0520-8520.3 698520	BOS Ø 203 x 39 + RZ / + Zub TopKit
 Seilzug, Feststellbremse							
1.1	44	09/03→09/12		→ 12/09; Trommelbremse; <input type="checkbox"/>	2	24.3727-0843.2 580843	L= 1.612
1.4	54 - 55	09/03→12/09		Trommelbremse; <input type="checkbox"/>	2	24.3727-0843.2 580843	L= 1.612
1.4 16V	65	04/05→12/09					
1.4 HDi	50 - 51	07/03→12/09					
CITROËN - C2 ENTERPRISE (JG_) 11/03→12/09							
 Radbremszylinder							
1.1	44	11/03→12/09	➡	- ABS; nur paarweise austauschen; <input type="checkbox"/>		24.3219-1739.3 020472	GG
1.4 HDi	50 - 51	11/03→12/09	➡	- ABS; nur paarweise austauschen; <input type="checkbox"/>		24.3219-1740.3 020473	GG
			➡	+ ABS		24.3220-1717.3 020430	TRW ALU
						24.3220-1724.3 020476	BOS ALU
Zubehörsatz, Bremsbacken							
1.1	44	11/03→12/09	➡			03.0137-9267.2 669267	TRW
1.4 HDi	50 - 51	11/03→12/09				03.0137-9281.2 669281	
 Bremstrommel							
1.1	44	11/03→12/09	➡			24.0220-3029.1 480179	Ø 244,5 x 42 / 204,5 - RLG / - ABS Ring
1.4 HDi	50 - 51	11/03→12/09				24.0220-3729.2 480217	Ø 244,5 x 42 / 204,5 + RLG / + ABS Ring
→							















	kw					! #		
CITROËN - C2 ENTERPRISE (JG_) 11/03→12/09								
 Bremsbackensatz								
1.1 1.4 HDi	44 50 - 51	11/03→12/09 11/03→12/09	➔				03.0137-0426.2 650426 03.0137-0439.2 650439	TRW Ø 203 x 38 + HEB Ø 203 x 39 + HEB
			➔	- ABS			03.0520-6119.3 696119	TRW Ø 203 x 38 + RZ / + Zub TopKit
			➔	+ ABS			03.0520-7620.3 697620 03.0520-8520.3 698520	TRW Ø 203 x 38 + RZ / + Zub TopKit BOS Ø 203 x 39 + RZ / + Zub TopKit
 Seilzug, Feststellbremse								
1.1 1.4 HDi	44 50 - 51	11/03→12/09 11/03→12/09		Trommelbremse; 	2	24.3727-0843.2 580843		L= 1.612
CITROËN - C3 I (FC_, FN_) 02/02→								
 Radbremszylinder								
1.1 i 1.4 HDi	44 50 - 55	02/02→ 02/02→	➔	→ 08/09; - ABS; nur paarweise austauschen; 		24.3219-1739.3 020472		GG
1.4 i	54	02/02→11/10	➔	→ 08/09; - ABS; nur paarweise austauschen; 		24.3219-1740.3 020473		GG
			➔	→ 08/09; + ABS	2	24.3220-1717.3 020430 24.3220-1724.3 020476		TRW ALU BOS ALU
1.1 LPG 1.4 1.4 BiFuel 1.4 i Bivalent	44 58 54 49	06/06→12/09 12/05→07/12 09/08→12/09 01/08→12/09	➔	- ABS; nur paarweise austauschen; 		24.3219-1739.3 020472 24.3219-1740.3 020473		GG GG
			➔	+ ABS	2	24.3220-1717.3 020430 24.3220-1724.3 020476		TRW ALU BOS ALU
1.4 16V 1.4 16V HDi 1.6 16V HDi	65 66 66	12/03→ 02/02→ 10/05→	➔	→ 08/09	2	24.3220-1717.3 020430 24.3220-1724.3 020476		TRW ALU BOS ALU
1.4 i Bivalent	54	02/02→	➔	09/05→ 08/09; - ABS; nur paarweise austauschen; 		24.3219-1739.3 020472		GG
			➔	09/05→ 08/09; - ABS; nur paarweise austauschen; 		24.3219-1740.3 020473		GG
			➔	09/05→ 08/09; + ABS	2	24.3220-1717.3 020430 24.3220-1724.3 020476		TRW ALU BOS ALU
Zubehörsatz, Bremsbacken								
1.1 i 1.4 HDi	44 50 - 55	02/02→ 02/02→	➔	→ 08/09		03.0137-9267.2 669267		TRW
1.4 i	54	02/02→11/10	➔	→ 08/09; + ABS		03.0137-9281.2 669281		
1.1 LPG 1.4 1.4 BiFuel 1.4 i Bivalent	44 58 54 49	06/06→12/09 12/05→07/12 09/08→12/09 01/08→12/09	➔	+ ABS		03.0137-9267.2 669267 03.0137-9281.2 669281		TRW
1.4 16V 1.4 16V HDi 1.6 16V HDi	65 66 66	12/03→ 02/02→ 10/05→	➔	→ 08/09		03.0137-9267.2 669267 03.0137-9281.2 669281		TRW
1.4 i Bivalent	54	02/02→	➔	09/05→ 08/09		03.0137-9267.2 669267		TRW
			➔	09/05→ 08/09; + ABS		03.0137-9281.2 669281		
 Bremstrommel								
1.1 i 1.4 16V 1.4 16V HDi 1.4 HDi	44 65 66 50 - 55	02/02→ 12/03→ 02/02→ 02/02→	➔	→ 08/09		24.0220-3029.1 480179 24.0220-3729.2 480217		Ø 244,5 x 42 / 204,5 - RLG / - ABS Ring Ø 244,5 x 42 / 204,5 + RLG / + ABS Ring
1.4 i 1.6 16V HDi	54 66	02/02→11/10 10/05→						
1.1 LPG 1.4 1.4 BiFuel 1.4 i Bivalent	44 58 54 49	06/06→12/09 12/05→07/12 09/08→12/09 01/08→12/09	➔			24.0220-3029.1 480179 24.0220-3729.2 480217		Ø 244,5 x 42 / 204,5 - RLG / - ABS Ring Ø 244,5 x 42 / 204,5 + RLG / + ABS Ring
1.4 i Bivalent	54	02/02→	➔	09/05→ 08/09		24.0220-3029.1 480179 24.0220-3729.2 480217		Ø 244,5 x 42 / 204,5 - RLG / - ABS Ring Ø 244,5 x 42 / 204,5 + RLG / + ABS Ring
 Bremsbackensatz								
1.1 i →	44	02/02→	➔	→ 08/09		03.0137-0426.2 650426		TRW Ø 203 x 38 + HEB















	kw			 	! #		
CITROËN - C3 I (FC_, FN_) 02/02→							
 Bremsbackensatz							
1.4 HDi 1.4 i	50 - 55 54	02/02→ 02/02→11/10	➔	→ 08/09; + ABS		03.0137-0439.2 650439 03.0520-7620.3 697620 03.0520-8520.3 698520	Ø 203 x 39 + HEB TRW Ø 203 x 38 + RZ / + Zub TopKit BOS Ø 203 x 39 + RZ / + Zub TopKit
			➔	→ 08/09; - ABS		03.0520-6119.3 696119	TRW Ø 203 x 38 + RZ / + Zub TopKit
1.1 LPG 1.4 1.4 BiFuel 1.4 i Bivalent	44 58 54 49	06/06→12/09 12/05→07/12 09/08→12/09 01/08→12/09	➔	+ ABS		03.0137-0426.2 650426 03.0137-0439.2 650439 03.0520-7620.3 697620 03.0520-8520.3 698520	TRW Ø 203 x 38 + HEB Ø 203 x 39 + HEB TRW Ø 203 x 38 + RZ / + Zub TopKit BOS Ø 203 x 39 + RZ / + Zub TopKit
			➔	- ABS		03.0520-6119.3 696119	TRW Ø 203 x 38 + RZ / + Zub TopKit
1.4 16V 1.4 16V HDi 1.6 16V HDi	65 66 66	12/03→ 02/02→ 10/05→	➔	→ 08/09		03.0137-0426.2 650426 03.0137-0439.2 650439 03.0520-7620.3 697620 03.0520-8520.3 698520	TRW Ø 203 x 38 + HEB Ø 203 x 39 + HEB TRW Ø 203 x 38 + RZ / + Zub TopKit BOS Ø 203 x 39 + RZ / + Zub TopKit
1.4 i Bivalent	54	02/02→	➔	09/05→ 08/09		03.0137-0426.2 650426	TRW Ø 203 x 38 + HEB
			➔	09/05→ 08/09; + ABS		03.0137-0439.2 650439 03.0520-7620.3 697620 03.0520-8520.3 698520	Ø 203 x 39 + HEB TRW Ø 203 x 38 + RZ / + Zub TopKit BOS Ø 203 x 39 + RZ / + Zub TopKit
			➔	09/05→ 08/09; - ABS		03.0520-6119.3 696119	TRW Ø 203 x 38 + RZ / + Zub TopKit
 Seilzug, Feststellbremse							
1.1 i 1.4 16V 1.4 16V HDi 1.4 HDi	44 65 66 50 - 55	02/02→ 12/03→ 02/02→ 02/02→		→Orga 10422; Trommelbremse; ⚡	2	24.3727-0346.2 580346	L= 1.716
1.4 i 1.6 16V HDi	54 66	02/02→11/10 10/05→		Orga 10423→; → 08/09; Trommelbremse; ⚡	2	24.3727-0352.2 580352	L= 1.693
1.1 LPG 1.4 1.4 BiFuel 1.4 i Bivalent	44 58 54 49	06/06→12/09 12/05→07/12 09/08→12/09 01/08→12/09		→Orga 10422; Trommelbremse; ⚡	2	24.3727-0346.2 580346	L= 1.716
				Orga 10423→; Trommelbremse; ⚡	2	24.3727-0352.2 580352	L= 1.693
1.4 i Bivalent	54	02/02→		09/05→; →Orga 10422; Trommelbremse; ⚡	2	24.3727-0346.2 580346	L= 1.716
				Orga 10423→; → 08/09; Trommelbremse; ⚡	2	24.3727-0352.2 580352	L= 1.693
CITROËN - C3 II (SC_) 09/09→							
 Radbremszylinder							
1.0 VTi 68 1.2 VTi 82	50 60	08/12→ 06/12→09/16	➔	10/12→; Ø 203	2	24.3220-1741.3 020548	ALU
1.1 BiFuel 1.1 i 1.4 1.4 HDi 70 1.4 LPG 1.6 HDi 1.6 HDi 90	44 44 54 50 54 68 66	11/10→ 09/09→01/13 11/09→09/16 11/09→ 07/10→ 11/09→09/16 11/09→	➔	Ø 203	2	24.3220-1741.3 020548	ALU
1.2 THP 110 1.4 LPG 1.6 BlueHDi 100 1.6 BlueHDi 75	81 70 73 55	10/14→ 06/13→ 07/14→ 04/15→	➔	Ø 228	2	24.3220-1732.3 020514	BOS ALU
			➔	Ø 203	2	24.3220-1741.3 020548	ALU
1.4 VTi 1.4 VTi 95	72 70	11/09→ 11/09→	➔	Ø 228	2	24.3220-1732.3 020514	BOS ALU
Zubehörsatz, Bremsbacken							
1.0 VTi 68 1.2 VTi 82	50 60	08/12→ 06/12→09/16	➔	10/12→		03.0137-9281.2 669281	
1.1 BiFuel 1.1 i 1.4 1.4 HDi 70 1.4 LPG	44 44 54 50 54	11/10→ 09/09→01/13 11/09→09/16 11/09→ 07/10→	➔			03.0137-9281.2 669281	







































	kw			 	! #		
CITROËN - C3 II (SC_) 09/09→							
Zubehörsatz, Bremsbacken							
1.6 HDi 1.6 HDi 90	68 66	11/09→09/16 11/09→	➔			03.0137-9281.2 669281	
1.2 THP 110 1.4 LPG 1.6 BlueHDi 100 1.6 BlueHDi 75	81 70 73 55	10/14→ 06/13→ 07/14→ 04/15→	➔			03.0137-9228.2 669228 03.0137-9281.2 669281	BDX
1.4 VTi 1.4 VTi 95	72 70	11/09→ 11/09→	➔			03.0137-9228.2 669228	BDX
 Bremstrommel							
1.2 THP 110 1.4 LPG 1.4 VTi 1.4 VTi 95 1.6 BlueHDi 100 1.6 BlueHDi 75	81 70 72 70 73 55	10/14→ 06/13→ 11/09→ 11/09→ 07/14→ 04/15→	➔			24.0222-9701.2 480219	Ø 273 x 51 / 230,1 + RLG / + ABS Ring
1.4 HDi 70	50	11/09→	➔			24.0220-3029.1 480179 24.0220-3729.2 480217	Ø 244,5 x 42 / 204,5 - RLG / - ABS Ring Ø 244,5 x 42 / 204,5 + RLG / + ABS Ring
 Bremsbackensatz							
1.0 VTi 68 1.2 VTi 82	50 60	08/12→ 06/12→09/16	➔	10/12→		03.0137-0504.2 650504 03.0520-9620.3 699620	BOS Ø 203 x 39 + HEB Ø 203 x 39 + RZ / + Zub TopKit
1.1 BiFuel 1.1 i 1.4 1.4 HDi 70 1.4 LPG 1.6 HDi 1.6 HDi 90	44 44 54 50 54 68 66	11/10→ 09/09→01/13 11/09→09/16 11/09→ 07/10→ 11/09→09/16 11/09→	➔			03.0137-0504.2 650504 03.0520-9620.3 699620	BOS Ø 203 x 39 + HEB Ø 203 x 39 + RZ / + Zub TopKit
1.2 THP 110 1.4 LPG 1.6 BlueHDi 100 1.6 BlueHDi 75	81 70 73 55	10/14→ 06/13→ 07/14→ 04/15→	➔			03.0137-0491.2 650491 03.0137-0504.2 650504 03.0520-9420.3 699420 03.0520-9620.3 699620	Ø 228 x 42 + HEB BOS Ø 203 x 39 + HEB BOS Ø 228 x 42 + RZ / + Zub TopKit Ø 203 x 39 + RZ / + Zub TopKit
1.4 VTi 1.4 VTi 95	72 70	11/09→ 11/09→	➔			03.0137-0491.2 650491 03.0520-9420.3 699420	Ø 228 x 42 + HEB BOS Ø 228 x 42 + RZ / + Zub TopKit
 Seilzug, Feststellbremse							
1.0 VTi 68 1.1 BiFuel 1.1 i 1.2 THP 110 1.2 VTi 82 1.4 1.4 HDi 70 1.4 LPG 1.6 BlueHDi 100 1.6 BlueHDi 75 1.6 HDi 1.6 HDi 90	50 44 44 81 60 54 50 54 - 70 73 55 68 66	08/12→ 11/10→ 09/09→01/13 10/14→ 06/12→09/16 11/09→09/16 11/09→ 07/10→ 07/14→ 04/15→ 11/09→09/16 11/09→		Trommelbremse; Ø 203; ↓	2	24.3727-0357.2 580357	L= 1.703
CITROËN - C3 II Kasten/Schrägheck (SC_) 06/10→							
 Radbremszylinder							
1.4 HDi	50	06/10→09/16	➔	Ø 203		24.3220-1741.3 020548	ALU
1.6 BlueHDi	55	03/15→09/16	➔	Ø 228		24.3220-1732.3 020514	BOS ALU
			➔	Ø 203		24.3220-1741.3 020548	ALU
Zubehörsatz, Bremsbacken							
1.4 HDi	50	06/10→09/16	➔			03.0137-9281.2 669281	
1.6 BlueHDi	55	03/15→09/16	➔			03.0137-9228.2 669228 03.0137-9281.2 669281	BDX
 Bremstrommel							
1.4 HDi	50	06/10→09/16	➔			24.0220-3029.1 480179 24.0220-3729.2 480217	Ø 244,5 x 42 / 204,5 - RLG / - ABS Ring Ø 244,5 x 42 / 204,5 + RLG / + ABS Ring
→							

















	kw					! #		
CITROËN - C3 II Kasten/Schrägheck (SC_) 06/10→								
 Bremstrommel								
1.6 BlueHDi	55	03/15→09/16	➔				24.0222-9701.2 480219	Ø 273 x 51 / 230,1 + RLG / + ABS Ring
 Bremsbackensatz								
1.4 HDi	50	06/10→09/16	➔				03.0137-0504.2 650504	BOS Ø 203 x 39 + HEB
							03.0520-9620.3 699620	Ø 203 x 39 + RZ / + Zub TopKit
1.6 BlueHDi	55	03/15→09/16	➔				03.0137-0491.2 650491	Ø 228 x 42 + HEB
							03.0137-0504.2 650504	BOS Ø 203 x 39 + HEB
							03.0520-9420.3 699420	BOS Ø 228 x 42 + RZ / + Zub TopKit
							03.0520-9620.3 699620	Ø 203 x 39 + RZ / + Zub TopKit
 Seilzug, Feststellbremse								
1.4 HDi	50	06/10→09/16		Trommelbremse; Ø 203; ↓		2	24.3727-0357.2 580357	L= 1.703
1.6 BlueHDi	55	03/15→09/16						
CITROËN - C3 III (SX) 07/16→								
 Radbremszylinder								
1.2 PureTech 82	61	05/18→	➔	Br.trommeldurchm.innen [Zoll]: 9		2	24.3220-1732.3 020514	BOS ALU
1.2 PureTech 82 LPG	61	05/18→						
1.2 THP 110	81	07/16→	➔	Br.trommeldurchm.innen [Zoll]: 8		2	24.3220-1743.3 020556	ALU
1.2 VTi 68	50	07/16→						
1.2 VTi 82	60	07/16→						
1.2 VTi 82 LPG	60	07/16→						
1.5 BlueHDi 100	75	05/18→						
1.6 BlueHDi 100	73	07/16→						
1.6 BlueHDi 75	55	07/16→						
1.6 VTi	85	02/17→						
Zubehörsatz, Bremsbacken								
1.2 PureTech 82	61	05/18→	➔	Br.trommeldurchm.innen [Zoll]: 9			03.0137-9228.2 669228	BDX
1.2 PureTech 82 LPG	61	05/18→						
1.2 THP 110	81	07/16→	➔	Br.trommeldurchm.innen [Zoll]: 8			03.0137-9281.2 669281	
1.2 VTi 68	50	07/16→						
1.2 VTi 82	60	07/16→						
1.2 VTi 82 LPG	60	07/16→						
1.5 BlueHDi 100	75	05/18→						
1.6 BlueHDi 100	73	07/16→						
1.6 BlueHDi 75	55	07/16→						
1.6 VTi	85	02/17→						
 Bremstrommel								
1.2 PureTech 82	61	05/18→	➔	Br.trommeldurchm.innen [Zoll]: 9			24.0222-9701.2 480219	Ø 273 x 51 / 230,1 + RLG / + ABS Ring
1.2 PureTech 82 LPG	61	05/18→						
1.2 THP 110	81	07/16→						
1.2 VTi 68	50	07/16→						
1.2 VTi 82	60	07/16→						
1.2 VTi 82 LPG	60	07/16→						
1.5 BlueHDi 100	75	05/18→						
1.6 BlueHDi 100	73	07/16→						
1.6 BlueHDi 75	55	07/16→						
1.6 VTi	85	02/17→						
 Bremsbackensatz								
1.2 PureTech 82	61	05/18→	➔	Br.trommeldurchm.innen [Zoll]: 8			03.0137-0504.2 650504	BOS Ø 203 x 39 + HEB
1.2 PureTech 82 LPG	61	05/18→					03.0520-9720.3 699720	BOS Ø 203 x 39 + RZ / + Zub TopKit
1.2 THP 110	81	07/16→						
1.2 VTi 68	50	07/16→						
1.2 VTi 82	60	07/16→	➔	Br.trommeldurchm.innen [Zoll]: 9			03.0137-0542.2 650542	Ø 228 x 42 + HEB
1.2 VTi 82 LPG	60	07/16→						
1.5 BlueHDi 100	75	05/18→						
1.6 BlueHDi 100	73	07/16→						
1.6 BlueHDi 75	55	07/16→						
1.6 VTi	85	02/17→						
CITROËN - C3 III Van (SX_, SY_) 07/16→								
 Radbremszylinder								
BlueHDi 100	73 - 75	03/19→	➔	Br.trommeldurchm.innen [Zoll]: 9			24.3220-1732.3 020514	BOS ALU
BlueHDi 75	55	03/19→	➔	Br.trommeldurchm.innen [Zoll]: 8			24.3220-1743.3 020556	ALU
PureTech 110	81	03/19→						
PureTech 82	61	03/19→						
Zubehörsatz, Bremsbacken								
BlueHDi 100	73 - 75	03/19→	➔	Br.trommeldurchm.innen [Zoll]: 9			03.0137-9228.2 669228	BDX
→								
















	kw					! #		
CITROËN - C3 III Van (SX_, SY_) 07/16→								
Zubehörsatz, Bremsbacken								
BlueHDi 75 PureTech 110 PureTech 82	55 81 61	03/19→ 03/19→ 03/19→	➔	Br.trommeldurchm.innen [Zoll]: 8			03.0137-9281.2 669281	
Bremstrommel								
BlueHDi 100 BlueHDi 75 PureTech 110 PureTech 82	73 - 75 55 81 61	03/19→ 03/19→ 03/19→ 03/19→	➔	Br.trommeldurchm.innen [Zoll]: 9			24.0222-9701.2 480219	Ø 273 x 51 / 230,1 + RLG / + ABS Ring
Bremsbackensatz								
BlueHDi 100 BlueHDi 75 PureTech 110 PureTech 82	73 - 75 55 81 61	03/19→ 03/19→ 03/19→ 03/19→	➔	Br.trommeldurchm.innen [Zoll]: 8			03.0137-0504.2 650504 03.0520-9720.3 699720	BOS Ø 203 x 39 + HEB BOS Ø 203 x 39 + RZ / + Zub TopKit
			➔	Br.trommeldurchm.innen [Zoll]: 9			03.0137-0542.2 650542	Ø 228 x 42 + HEB
CITROËN - C3 AIRCROSS I 08/10→								
Bremstrommel								
1.5	66	11/15→	➔				24.0222-9701.2 480219	Ø 273 x 51 / 230,1 + RLG / + ABS Ring
CITROËN - C3 Pluriel (HB_) 05/03→								
Radbremszylinder								
1.4 1.4 HDi	54 - 55 50	05/03→ 04/04→	➔	→ 07/10; - ABS; nur paarweise austauschen; ☐			24.3219-1739.3 020472	GG
			➔	→ 07/10; - ABS; nur paarweise austauschen; ☐			24.3219-1740.3 020473	GG
			➔	→ 07/10; + ABS		2	24.3220-1717.3 020430 24.3220-1724.3 020476	TRW ALU BOS ALU
Zubehörsatz, Bremsbacken								
1.4 1.4 HDi	54 - 55 50	05/03→ 04/04→	➔	→ 07/10			03.0137-9267.2 669267	TRW
			➔	→ 07/10; + ABS			03.0137-9281.2 669281	
Bremstrommel								
1.4 1.4 HDi	54 - 55 50	05/03→ 04/04→	➔	→ 07/10			24.0220-3029.1 480179 24.0220-3729.2 480217	Ø 244,5 x 42 / 204,5 - RLG / - ABS Ring Ø 244,5 x 42 / 204,5 + RLG / + ABS Ring
Bremsbackensatz								
1.4 1.4 HDi	54 - 55 50	05/03→ 04/04→	➔	→ 07/10			03.0137-0426.2 650426	TRW Ø 203 x 38 + HEB
			➔	→ 07/10; + ABS			03.0137-0439.2 650439 03.0520-7620.3 697620	Ø 203 x 39 + HEB TRW Ø 203 x 38 + RZ / + Zub TopKit
			➔	→ 07/10; - ABS			03.0520-8520.3 698520 03.0520-6119.3 696119	BOS Ø 203 x 39 + RZ / + Zub TopKit TRW Ø 203 x 38 + RZ / + Zub TopKit
Seilzug, Feststellbremse								
1.4 1.4 HDi	54 - 55 50	05/03→ 04/04→		→Orga 10233; Trommelbremse; ☑		2	24.3727-0346.2 580346	L= 1.716
				Orga 10234→; → 07/10; Trommelbremse; ☑		2	24.3727-0352.2 580352	L= 1.693
CITROËN - C4 I (LC_) 11/04→11/14								
Seilzug, Feststellbremse								
1.4 16V 1.6 16V 1.6 16V Bio-Flex 1.6 HDi 1.6 THP 140 1.6 THP 150 1.6 VTi 120 2.0 16V 2.0 HDi	65 80 80 66 - 85 103 110 88 100 - 130 100 - 103	11/04→07/11 11/04→07/11 09/07→07/08 11/04→07/11 07/08→07/11 07/08→07/11 07/08→07/11 11/04→07/11 11/04→07/11		Scheibenbremse; ☑		2	24.3727-0832.2 580832	L= 2.035
→								








	kw					! #		
CITROËN - C4 I (LC_) 11/04→11/14								
 Seilzug, Feststellbremse								
2.0 HDi	81	04/07→07/08		Türenanzahl: 5; Scheibenbremse; ↓	2	24.3727-0832.2	580832	L= 2.035
				Türenanzahl: 4; Scheibenbremse; ↓	2	24.3727-0839.2	580839	L= 2.115
CITROËN - C4 I Kasten/Schrägheck (LR_) 02/05→12/10								
 Seilzug, Feststellbremse								
2.0 HDi	100	02/05→12/10		Scheibenbremse; ↓	2	24.3727-0832.2	580832	L= 2.035
CITROËN - C4 I Stufenheck 07/06→								
 Seilzug, Feststellbremse								
1.6	81	03/11→		Scheibenbremse; ↓	2	24.3727-0839.2	580839	L= 2.115
1.6 16V	80	07/06→07/11						
1.6 HDi	80	07/06→08/13						
	85							
2.0 16V	103	07/06→07/11						
CITROËN - C4 AIRCROSS 08/10→								
 Bremsbackensatz, Feststellbremse								
1.6	86	04/12→	➔			03.0137-3023.2	653023	Ø 170 x 32 - HEB
1.6 HDi 115	84	04/12→						
1.6 HDi 115 AWC	84	05/12→						
1.8 HDi 150	110	04/12→						
1.8 HDi 150 AWC	110	04/12→						
2.0	110	04/12→						
2.0 AWC	110	04/12→						
Zubehörsatz, Feststellbremsbacken								
1.6	86	04/12→	➔			03.0137-9307.2	669307	
1.6 HDi 115	84	04/12→						
1.6 HDi 115 AWC	84	05/12→						
1.8 HDi 150	110	04/12→						
1.8 HDi 150 AWC	110	04/12→						
2.0	110	04/12→						
2.0 AWC	110	04/12→						
CITROËN - C4 CACTUS 09/14→								
 Radbremszylinder								
1.2 PureTech 130	96	11/17→	➔	→Orga 15119; nicht für Facelift	2	24.3220-1741.3	020548	ALU
1.2 THP 110	81	09/14→						
1.2 VTi 75 / PureTech 75	55	09/14→	➔	Orga 15050→; für Facelift	2	24.3220-1743.3	020556	ALU
1.2 VTi 82	60	09/14→						
1.6 BlueHDi 100	73	09/14→						
1.6 HDi 90	68	09/14→						
1.5 BlueHDi 100	73	06/18→	➔					
	75				2	24.3220-1743.3	020556	ALU
1.5 BlueHDi 120	88	09/18→						
Zubehörsatz, Bremsbacken								
1.2 PureTech 130	96	11/17→	➔			03.0137-9281.2	669281	
1.2 THP 110	81	09/14→						
1.2 VTi 75 / PureTech 75	55	09/14→						
1.2 VTi 82	60	09/14→						
1.5 BlueHDi 100	73	06/18→						
	75							
1.5 BlueHDi 120	88	09/18→						
1.6 BlueHDi 100	73	09/14→						
1.6 HDi 90	68	09/14→						
 Bremsbackensatz								
1.2 PureTech 130	96	11/17→	➔			03.0137-0504.2	650504	BOS Ø 203 x 39 + HEB
1.2 THP 110	81	09/14→						
1.2 VTi 75 / PureTech 75	55	09/14→	➔	→Orga 15119; nicht für Facelift	2	03.0520-9620.3	699620	Ø 203 x 39 + RZ / + Zub TopKit
1.2 VTi 82	60	09/14→						
1.6 BlueHDi 100	73	09/14→	➔	Orga 15050→; für Facelift	2	03.0520-9720.3	699720	BOS Ø 203 x 39 + RZ / + Zub TopKit
1.6 HDi 90	68	09/14→						
1.5 BlueHDi 100	73	06/18→	➔					
	75					03.0137-0504.2	650504	BOS Ø 203 x 39 + HEB
1.5 BlueHDi 120	88	09/18→				03.0520-9720.3	699720	BOS Ø 203 x 39 + RZ / + Zub TopKit
 Seilzug, Feststellbremse								
1.2 PureTech 130	96	11/17→		Scheibenbremse; →Orga 15119; nicht für Facelift; ↓	2	24.3727-0355.2	580355	L= 1.943
1.2 THP 110	81	09/14→						
1.2 VTi 75 / PureTech 75	55	09/14→		Trommelbremse; →Orga 15119; nicht für Facelift; ↓	2	24.3727-0356.2	580356	L= 1.846
1.2 VTi 82	60	09/14→						
1.6 BlueHDi 100	73	09/14→						
1.6 HDi 90	68	09/14→						

















	kw					! #		
CITROËN - C4 CACTUS Van (0B_, 0P_) 09/14→								
 Radbremszylinder								
BlueHDi 100	73	05/19→	➔			2	24.3220-1743.3 020556	ALU
BlueHDi 100	73	05/19→	➔	→Orga 15119; nicht für Facelift		2	24.3220-1741.3 020548	ALU
PureTech 110	81	05/19→						
PureTech 130	96	05/19→	➔	Orga 15050→; für Facelift		2	24.3220-1743.3 020556	ALU
PureTech 82	60	05/19→						
Zubehörsatz, Bremsbacken								
BlueHDi 100	73	05/19→	➔				03.0137-9281.2 669281	
PureTech 110	81	05/19→						
PureTech 130	96	05/19→						
PureTech 82	60	05/19→						
 Bremsbackensatz								
BlueHDi 100	73	05/19→	➔				03.0137-0504.2 650504	BOS Ø 203 x 39 + HEB
							03.0520-9720.3 699720	BOS Ø 203 x 39 + RZ / + Zub TopKit
BlueHDi 100	73	05/19→	➔				03.0137-0504.2 650504	BOS Ø 203 x 39 + HEB
PureTech 110	81	05/19→	➔	→Orga 15119; nicht für Facelift			03.0520-9620.3 699620	Ø 203 x 39 + RZ / + Zub TopKit
PureTech 130	96	05/19→	➔					
PureTech 82	60	05/19→	➔	Orga 15050→; für Facelift			03.0520-9720.3 699720	BOS Ø 203 x 39 + RZ / + Zub TopKit
 Seilzug, Feststellbremse								
BlueHDi 100	73	05/19→		Scheibenbremse; →Orga 15119; nicht für Facelift; ⚠		2	24.3727-0355.2 580355	L= 1.943
PureTech 110	81	05/19→						
PureTech 130	96	05/19→		Trommelbremse; →Orga 15119; nicht für Facelift; ⚠		2	24.3727-0356.2 580356	L= 1.846
PureTech 82	60	05/19→						
CITROËN - C4 Coupe (LA_) 11/04→12/13								
 Seilzug, Feststellbremse								
1.4 16V	65	11/04→07/11		→ 07/10; Scheibenbremse; ⚠		2	24.3727-0832.2 580832	L= 2.035
1.6 16V	80	11/04→07/11						
1.6 HDi	66 - 80	11/04→07/11						
1.6 THP	103	06/08→07/11						
1.6 THP 150	110	07/08→07/11						
1.6 VTi 120	88	07/08→07/11						
2.0 16V	130	11/04→12/10						
2.0 HDi	100 - 103	11/04→07/11						
2.0 16V	100	11/04→07/07		Scheibenbremse; ⚠		2	24.3727-0832.2 580832	L= 2.035
2.0 VTR	103	10/06→12/07						
CITROËN - C5 I (DC_) 03/01→03/05								
 Seilzug, Feststellbremse								
1.8 16V	85	03/01→08/04		Scheibenbremse; ⚠		2	24.3727-0335.2 580335	L= 1.840
2.0 16V	100	03/01→08/04						
2.0 16V HPi	103	03/01→08/04						
2.0 HDi	66 - 80	03/01→08/04						
2.2 HDi	98	03/01→08/04						
3.0 Carlsson HP	173	08/01→08/04						
3.0 V6	152 - 157	03/01→08/04						
CITROËN - C5 I Break (DE_) 06/01→09/04								
 Seilzug, Feststellbremse								
1.8 16V	85	06/01→08/04		Scheibenbremse; ⚠		2	24.3727-0335.2 580335	L= 1.840
2.0 16V	100	06/01→08/04						
2.0 16V HPi	103	06/01→08/04						
2.0 HDi	66 - 80	06/01→08/04						
2.2 HDi	98	06/01→08/04						
3.0 Carlsson	173	09/03→08/04						
3.0 V6	152	06/01→08/04						
CITROËN - C5 II (RC_) 08/04→								
 Seilzug, Feststellbremse								
1.6 HDi	80	09/04→		→ 01/08; Scheibenbremse; ⚠		2	24.3727-0335.2 580335	L= 1.840
1.8 16V	92	09/05→						
2.0 16V	103	09/04→						
2.0 HDi	100	09/04→						
2.2 HDi	98 - 125	09/04→						
3.0 Carlsson HP	173	09/04→						













	kw			 	! #		
CITROËN - C5 II (RC_) 08/04→							
 Seilzug, Feststellbremse							
3.0 V6	152	09/04→		→ 01/08; Scheibenbremse; 	2	24.3727-0335.2 580335	L= 1.840
1.8 16V	85	09/04→08/05		Scheibenbremse; 	2	24.3727-0335.2 580335	L= 1.840
2.0 16V	105	03/05→11/07					
3.0 V6	155	10/04→04/07					
CITROËN - C5 II Break (RE_) 09/04→							
 Seilzug, Feststellbremse							
1.6 HDi	80	09/04→		→ 01/08; Scheibenbremse; 	2	24.3727-0335.2 580335	L= 1.840
1.8 16V	85 - 92	09/04→					
2.0 16V	103	09/04→					
2.0 HDi	100	09/04→					
2.2 HDi	98 - 125	09/04→					
3.0	173	09/04→					
3.0 V6	152	09/04→					
3.0 V6	155	10/04→04/07		Scheibenbremse; 	2	24.3727-0335.2 580335	L= 1.840
CITROËN - C5 Kasten/Kombi (DE_, RE_) 06/02→01/08							
 Seilzug, Feststellbremse							
1.6 HDi	80	09/04→01/08		Scheibenbremse; 	2	24.3727-0335.2 580335	L= 1.840
1.8	85	09/04→08/05					
2.0	103	11/04→01/08					
2.0 HDi	66 - 100	06/02→01/08					
2.2 HDi	98	06/02→08/04					
CITROËN - C8 (EA_, EB_) 06/02→							
 Seilzug, Feststellbremse							
2.0	100	07/02→		→Orga 10284; für Linkslenker; Scheibenbremse; 		24.3727-0847.2 580847	L= 1.068
				→Orga 10284; für Rechtslenker; Scheibenbremse; 		24.3727-0847.2 580847	L= 1.068
				→Orga 10284; für Linkslenker; Scheibenbremse; 		24.3727-0848.2 580848	L= 2.360
				→Orga 10284; für Rechtslenker; Scheibenbremse; 		24.3727-0848.2 580848	L= 2.360
				Orga 10285→; für Linkslenker; →Orga 11043; Scheibenbremse; 		24.3727-0849.2 580849	L= 2.308
				Orga 10285→; für Rechtslenker; Scheibenbremse; 		24.3727-0849.2 580849	L= 2.308
				Orga 10285→; für Linkslenker; →Orga 11043; Scheibenbremse; 		24.3727-0850.2 580850	L= 1.041
				Orga 10285→; für Rechtslenker; Scheibenbremse; 		24.3727-0850.2 580850	L= 1.041
2.0 16V	103	09/05→		→Orga 10284; für Linkslenker; Scheibenbremse; 		24.3727-0847.2 580847	L= 1.068
2.0 HDi	79 - 81	07/02→					
2.0 HDi 135	100	03/06→		→Orga 10284; für Rechtslenker; Scheibenbremse; 		24.3727-0847.2 580847	L= 1.068
2.0 HDi 165	120	03/06→					
2.2	116	07/02→		→Orga 10284; für Linkslenker; Scheibenbremse; 		24.3727-0848.2 580848	L= 2.360
2.2 HDi	94 - 125	07/02→					
3.0 V6	150	07/02→		→Orga 10284; für Rechtslenker; Scheibenbremse; 		24.3727-0848.2 580848	L= 2.360
				Orga 10285→; für Linkslenker; →Orga 11043; Scheibenbremse; 		24.3727-0849.2 580849	L= 2.308
				Orga 10285→; für Rechtslenker; → 07/14; Scheibenbremse; 		24.3727-0849.2 580849	L= 2.308
				Orga 10285→; für Linkslenker; →Orga 11043; Scheibenbremse; 		24.3727-0850.2 580850	L= 1.041
				Orga 10285→; für Rechtslenker; → 07/14; Scheibenbremse; 		24.3727-0850.2 580850	L= 1.041
2.0 HDi	88	07/06→		02/07→; für Linkslenker; →Orga 10284; Scheibenbremse; 		24.3727-0847.2 580847	L= 1.068
				02/07→; für Linkslenker; →Orga 10284; Scheibenbremse; 		24.3727-0848.2 580848	L= 2.360
				Orga 10285→; für Linkslenker; →Orga 11043; Scheibenbremse; 		24.3727-0849.2 580849	L= 2.308
				Orga 10285→; für Rechtslenker; → 07/14; Scheibenbremse; 		24.3727-0849.2 580849	L= 2.308
				Orga 10285→; für Linkslenker; →Orga 11043; Scheibenbremse; 		24.3727-0850.2 580850	L= 1.041
				Orga 10285→; für Rechtslenker; → 07/14; Scheibenbremse; 		24.3727-0850.2 580850	L= 1.041



























	kw					! #		
CITROËN - C8 Van (EA_, EB_) 06/02→								
 Seilzug, Feststellbremse								
2.0	100 - 103	11/03→12/11			für Linkslenker; →Orga 10284; Scheibenbremse; <input type="checkbox"/>		24.3727-0847.2 580847	L= 1.068
2.2	116	11/03→08/07			für Rechtslenker; →Orga 10284; Scheibenbremse; <input type="checkbox"/>		24.3727-0847.2 580847	L= 1.068
3.0	150	11/03→10/07						
HDi	94	11/03→07/06			für Linkslenker; →Orga 10284; Scheibenbremse; <input type="checkbox"/>		24.3727-0848.2 580848	L= 2.360
HDi 110	81	11/03→12/09			für Rechtslenker; →Orga 10284; Scheibenbremse; <input type="checkbox"/>		24.3727-0848.2 580848	L= 2.360
					Orga 10285→; für Linkslenker; →Orga 11043; Scheibenbremse; <input type="checkbox"/>		24.3727-0849.2 580849	L= 2.308
					Orga 10285→; für Rechtslenker; Scheibenbremse; <input type="checkbox"/>		24.3727-0849.2 580849	L= 2.308
					Orga 10285→; für Linkslenker; →Orga 11043; Scheibenbremse; <input type="checkbox"/>		24.3727-0850.2 580850	L= 1.041
					Orga 10285→; für Rechtslenker; Scheibenbremse; <input type="checkbox"/>		24.3727-0850.2 580850	L= 1.041
CITROËN - C15 Kasten/Großraumlimousine (VD_) 10/84→10/06								
 Radbremszylinder								
1.0	33	10/84→12/97	➔				24.3222-1118.3 020315	BDX GG
1.8 D	44	07/86→12/00						
1.9 D	44 - 51	01/00→12/05						
Zubehörsatz, Bremsbacken								
1.0	33	10/84→12/97	➔				03.0137-9188.2 669188	BDX
1.8 D	44	07/86→12/00						
1.9 D	44 - 51	01/00→12/05	➔	→ 03/01			03.0137-9188.2 669188	BDX
 Bremstrommel								
1.0	33	10/84→12/97	➔	Orga 04196→			24.0222-8017.1 480071	Ø 274 x 50,8 / 230
1.8 D	44	07/86→12/00	➔				24.0222-8017.1 480071	Ø 274 x 50,8 / 230
1.9 D	44 - 51	01/00→12/05						
 Bremsbackensatz								
1.0	33	10/84→12/97	➔				03.0137-0285.2 650285	BDX Ø 229 x 42
1.8 D	44	07/86→12/00					03.0520-2022.3 692022	BDX Ø 229 x 42 + RZ / + Zub TopKit
1.9 D	44 - 51	01/00→12/05	➔	→ 03/01			03.0137-0285.2 650285	BDX Ø 229 x 42
			➔				03.0520-2022.3 692022	BDX Ø 229 x 42 + RZ / + Zub TopKit
 Seilzug, Feststellbremse								
1.0	33	10/84→12/97			Trommelbremse; <input type="checkbox"/>	2	24.3727-0324.2 580324	L= 1.715
1.8 D	44	07/86→12/00						
1.9 D	44 - 51	01/00→12/05						
CITROËN - C15 Kombi 04/87→08/00								
 Radbremszylinder								
1.8 D	44	04/87→08/00	➔			2	24.3222-1118.3 020315	BDX GG
Zubehörsatz, Bremsbacken								
1.8 D	44	04/87→08/00	➔				03.0137-9188.2 669188	BDX
 Bremstrommel								
1.8 D	44	04/87→08/00	➔				24.0222-8017.1 480071	Ø 274 x 50,8 / 230
 Bremsbackensatz								
1.8 D	44	04/87→08/00	➔				03.0137-0285.2 650285	BDX Ø 229 x 42
							03.0520-2022.3 692022	BDX Ø 229 x 42 + RZ / + Zub TopKit
 Seilzug, Feststellbremse								
1.8 D	44	04/87→08/00			Trommelbremse; <input type="checkbox"/>	2	24.3727-0324.2 580324	L= 1.715










	kw					! #		
CITROËN - C15 Pritsche/Fahrgestell (VDPD) 11/92→10/02								
 Radbremszylinder								
1.8 D	44	11/92→05/00	➔				24.3222-1118.3 020315	BDX GG
1.9 D	51	09/00→10/02	➔					
Zubehörsatz, Bremsbacken								
1.8 D	44	11/92→05/00	➔				03.0137-9188.2 669188	BDX
1.9 D	51	09/00→10/02	➔	→ 03/01			03.0137-9188.2 669188	BDX
 Bremstrommel								
1.8 D	44	11/92→05/00	➔				24.0222-8017.1 480071	Ø 274 x 50,8 / 230
1.9 D	51	09/00→10/02	➔					
 Bremsbackensatz								
1.8 D	44	11/92→05/00	➔				03.0137-0285.2 650285	BDX Ø 229 x 42
							03.0520-2022.3 692022	BDX Ø 229 x 42 + RZ / + Zub TopKit
1.9 D	51	09/00→10/02	➔	→ 03/01			03.0137-0285.2 650285	BDX Ø 229 x 42
			➔				03.0520-2022.3 692022	BDX Ø 229 x 42 + RZ / + Zub TopKit
 Seilzug, Feststellbremse								
1.8 D	44	11/92→05/00		Trommelbremse; ▾		2	24.3727-0324.2 580324	L= 1.715
1.9 D	51	09/00→10/02						
CITROËN - C-CROSSER (VU_, VV_) 02/07→								
 Bremsbackensatz, Feststellbremse								
2.0	108	11/10→	➔	→ 01/13			03.0137-3023.2 653023	Ø 170 x 32 - HEB
2.0 All-wheel Drive	108	11/10→						
2.2 HDi	115	02/07→	➔	→ 01/13			03.0137-3015.2 653015	Ø 190 x 32 - HEB
2.4 16V	125	08/08→						
Zubehörsatz, Feststellbremsbacken								
2.0	108	11/10→	➔	→ 01/13			03.0137-9307.2 669307	
2.0 All-wheel Drive	108	11/10→						
2.2 HDi	115	02/07→						
2.4 16V	125	08/08→						
CITROËN - C-CROSSER ENTERPRISE (VU_, VV_) 01/09→								
 Bremsbackensatz, Feststellbremse								
2.2 HDi	115	01/09→	➔	→ 01/13			03.0137-3015.2 653015	Ø 190 x 32 - HEB
2.4 16V	125	01/09→						
Zubehörsatz, Feststellbremsbacken								
2.2 HDi	115	01/09→	➔	→ 01/13			03.0137-9307.2 669307	
2.4 16V	125	01/09→						
CITROËN - C-CROSSER Van (VU_) 02/07→12/12								
 Bremsbackensatz, Feststellbremse								
2.2 HDi	115	06/07→12/12	➔				03.0137-3015.2 653015	Ø 190 x 32 - HEB
Zubehörsatz, Feststellbremsbacken								
2.2 HDi	115	06/07→12/12	➔				03.0137-9307.2 669307	
CITROËN - C-ELYSEE (DD_) 11/12→								
 Radbremszylinder								
1.2 PureTech 82	61	02/18→	➔	Br.trommeldurchm.innen [Zoll]: 9	2	24.3220-1732.3 020514	BOS ALU	
1.5 BlueHDi 100	75	05/18→	➔	Br.trommeldurchm.innen [Zoll]: 8	2	24.3220-1743.3 020556	ALU	
1.2 VTi 72	53	11/12→	➔	→Orga 14692; - ABS; ▣		24.3220-1617.3 020244	BDX GG	
1.2 VTi 82	60	12/14→	➔			24.3220-1618.3 020245	BDX GG	
1.6 BlueHDi 100	73	11/14→	➔	→Orga 14692; - ABS; ▣				
1.6 HDi 92	68	11/12→	➔	Br.trommeldurchm.innen [Zoll]: 9	2	24.3220-1732.3 020514	BOS ALU	
1.6 VTi 115	85	11/12→	➔	Orga 14693→;	2	24.3220-1743.3 020556	ALU	
			➔	Br.trommeldurchm.innen [Zoll]: 8				
			➔	→Orga 14692; + ABS	2	24.3220-1743.3 020556	ALU	
Zubehörsatz, Bremsbacken								
1.2 PureTech 82	61	02/18→	➔	Br.trommeldurchm.innen [Zoll]: 9		03.0137-9228.2 669228	BDX	
1.2 VTi 72	53	11/12→	➔					
1.2 VTi 82	60	12/14→	➔	Br.trommeldurchm.innen [Zoll]: 8		03.0137-9281.2 669281		
1.5 BlueHDi 100	75	05/18→						











	kw					! #		
CITROËN - C-ELYSEE (DD_) 11/12→								
Zubehörsatz, Bremsbacken								
1.6 BlueHdI 100	73	11/14→	➡	Br.trommeldurchm.innen [Zoll]: 9		03.0137-9228.2	669228	BDX
1.6 HDI 92	68	11/12→						
1.6 VTi 115	85	11/12→	➡	Br.trommeldurchm.innen [Zoll]: 8		03.0137-9281.2	669281	
Bremstrommel								
1.2 PureTech 82	61	02/18→	➡	Br.trommeldurchm.innen [Zoll]: 9		24.0222-9701.2	480219	Ø 273 x 51 / 230,1 + RLG / + ABS Ring
1.2 VTi 72	53	11/12→						
1.2 VTi 82	60	12/14→						
1.5 BlueHdI 100	75	05/18→						
1.6 BlueHdI 100	73	11/14→						
1.6 HDI 92	68	11/12→						
1.6 VTi 115	85	11/12→						
Bremsbackensatz								
1.2 PureTech 82	61	02/18→	➡	Br.trommeldurchm.innen [Zoll]: 8		03.0137-0504.2	650504	BOS Ø 203 x 39 + HEB
1.5 BlueHdI 100	75	05/18→				03.0520-9720.3	699720	BOS Ø 203 x 39 + RZ / + Zub TopKit
			➡	Br.trommeldurchm.innen [Zoll]: 9		03.0137-0542.2	650542	Ø 228 x 42 + HEB
1.2 VTi 72	53	11/12→	➡	Orga 14693→;		03.0137-0504.2	650504	BOS Ø 203 x 39 + HEB
1.2 VTi 82	60	12/14→		Br.trommeldurchm.innen [Zoll]: 8				
1.6 BlueHdI 100	73	11/14→	➡	→Orga 14692; + ABS		03.0137-0504.2	650504	BOS Ø 203 x 39 + HEB
1.6 HDI 92	68	11/12→						
1.6 VTi 115	85	11/12→	➡	Br.trommeldurchm.innen [Zoll]: 9		03.0137-0542.2	650542	Ø 228 x 42 + HEB
			➡	+ ABS; Br.trommeldurchm.innen [Zoll]: 8		03.0520-9720.3	699720	BOS Ø 203 x 39 + RZ / + Zub TopKit
CITROËN - C-ZERO 10/10→								
Radbremszylinder								
C-Zero	35 - 49	10/10→	➡			24.3219-1753.3	020506	GG
Bremsbackensatz								
C-Zero	35 - 49	10/10→	➡			03.0137-0525.2	650525	Ø 203 x 32 - HEB
CITROËN - DS3 (SA_) 11/09→12/16								
Radbremszylinder								
1.2 THP 110	81	10/14→03/15	➡	Br.trommeldurchm.innen [Zoll]: 9	2	24.3220-1732.3	020514	BOS ALU
1.6 BlueHdI 75	55	03/15→07/15						
1.6 HDi 90	68	11/09→07/15	➡	Br.trommeldurchm.innen [Zoll]: 8	2	24.3220-1741.3	020548	ALU
1.2 VTi 82	60	01/13→03/15	➡	Br.trommeldurchm.innen [Zoll]: 8	2	24.3220-1741.3	020548	ALU
1.4 HDi 70	50	04/10→07/15						
1.6 BlueHdI 100	73	07/14→07/15						
1.4 VTi 95	70	04/10→07/15	➡	Br.trommeldurchm.innen [Zoll]: 9	2	24.3220-1732.3	020514	BOS ALU
1.4 VTi 95 LPG	70	08/12→07/15						
1.4 VTi 98	72	11/09→07/15						
Zubehörsatz, Bremsbacken								
1.2 THP 110	81	10/14→03/15	➡			03.0137-9228.2	669228	BDX
1.6 BlueHdI 75	55	03/15→07/15				03.0137-9281.2	669281	
1.2 VTi 82	60	01/13→03/15	➡			03.0137-9281.2	669281	
1.4 HDi 70	50	04/10→07/15						
1.6 BlueHdI 100	73	07/14→07/15						
1.4 VTi 95	70	04/10→07/15	➡			03.0137-9228.2	669228	BDX
1.4 VTi 95 LPG	70	08/12→07/15						
1.4 VTi 98	72	11/09→07/15	➡	04/10→		03.0137-9228.2	669228	BDX
1.6 HDi 90	68	11/09→07/15	➡	Br.trommeldurchm.innen [Zoll]: 9		03.0137-9228.2	669228	BDX
			➡	Br.trommeldurchm.innen [Zoll]: 8		03.0137-9281.2	669281	
Bremstrommel								
1.2 THP 110	81	10/14→03/15	➡			24.0222-9701.2	480219	Ø 273 x 51 / 230,1 + RLG / + ABS Ring
1.4 VTi 95	70	04/10→07/15						
1.4 VTi 95 LPG	70	08/12→07/15						
1.6 BlueHdI 75	55	03/15→07/15						
1.6 HDi 90	68	11/09→07/15						
1.4 VTi 98	72	11/09→07/15	➡	04/10→		24.0222-9701.2	480219	Ø 273 x 51 / 230,1 + RLG / + ABS Ring
Bremsbackensatz								
1.2 THP 110	81	10/14→03/15	➡			03.0137-0491.2	650491	Ø 228 x 42 + HEB
1.6 BlueHdI 75	55	03/15→07/15				03.0137-0504.2	650504	BOS Ø 203 x 39 + HEB
→								






















	kw					! #		
CITROËN - DS3 (SA_) 11/09→12/16								
 Bremsbackensatz								
1.2 THP 110 1.6 BlueHDi 75	81 55	10/14→03/15 03/15→07/15	➔				03.0520-9420.3 699420 03.0520-9620.3 699620	BOS Ø 228 x 42 + RZ / + Zub TopKit Ø 203 x 39 + RZ / + Zub TopKit
1.2 VTi 82 1.4 HDi 70 1.6 BlueHDi 100	60 50 73	01/13→03/15 04/10→07/15 07/14→07/15	➔				03.0137-0504.2 650504 03.0520-9620.3 699620	BOS Ø 203 x 39 + HEB Ø 203 x 39 + RZ / + Zub TopKit
1.4 VTi 95 1.4 VTi 95 LPG	70 70	04/10→07/15 08/12→07/15	➔				03.0137-0491.2 650491 03.0520-9420.3 699420	Ø 228 x 42 + HEB BOS Ø 228 x 42 + RZ / + Zub TopKit
1.4 VTi 98	72	11/09→07/15	➔	04/10→			03.0137-0491.2 650491 03.0520-9420.3 699420	Ø 228 x 42 + HEB BOS Ø 228 x 42 + RZ / + Zub TopKit
1.6 HDi 90	68	11/09→07/15	➔	Br.trommeldurchm.innen [Zoll]: 9			03.0137-0491.2 650491 03.0520-9420.3 699420	Ø 228 x 42 + HEB BOS Ø 228 x 42 + RZ / + Zub TopKit
			➔	Br.trommeldurchm.innen [Zoll]: 8			03.0137-0504.2 650504 03.0520-9620.3 699620	BOS Ø 203 x 39 + HEB Ø 203 x 39 + RZ / + Zub TopKit
 Seilzug, Feststellbremse								
1.2 THP 110 1.2 VTi 82 1.4 HDi 70 1.6 BlueHDi 100 1.6 BlueHDi 75	81 60 50 73 55	10/14→03/15 01/13→03/15 04/10→07/15 07/14→07/15 03/15→07/15		Trommelbremse; 	2	24.3727-0357.2 580357		L= 1.703
1.6 HDi 90	68	11/09→07/15		Trommelbremse; Br.trommeldurchm.innen [Zoll]: 8; 	2	24.3727-0357.2 580357		L= 1.703
CITROËN - DS3 Cabriolet 01/13→07/15								
 Radbremszylinder								
1.2 VTi 82 1.6 BlueHDi 100	60 73 - 75	01/13→07/15 07/14→07/15	➔	Br.trommeldurchm.innen [Zoll]: 8	2	24.3220-1741.3 020548		ALU
1.6 BlueHDi 115 1.6 HDi 90	85 68	10/13→07/15 01/13→07/15	➔	Br.trommeldurchm.innen [Zoll]: 9	2	24.3220-1732.3 020514		BOS ALU
			➔	Br.trommeldurchm.innen [Zoll]: 8	2	24.3220-1741.3 020548		ALU
Zubehörsatz, Bremsbacken								
1.2 VTi 82	60	01/13→07/15	➔	03/13→		03.0137-9281.2 669281		
1.6 BlueHDi 100	73 - 75	07/14→07/15	➔			03.0137-9281.2 669281		
1.6 BlueHDi 115	85	10/13→07/15	➔			03.0137-9228.2 669228 03.0137-9281.2 669281		BDX
1.6 HDi 90	68	01/13→07/15	➔	Br.trommeldurchm.innen [Zoll]: 9		03.0137-9228.2 669228		BDX
			➔	Br.trommeldurchm.innen [Zoll]: 8		03.0137-9281.2 669281		
 Bremstrommel								
1.6 BlueHDi 115 1.6 HDi 90	85 68	10/13→07/15 01/13→07/15	➔			24.0222-9701.2 480219		Ø 273 x 51 / 230,1 + RLG / + ABS Ring
 Bremsbackensatz								
1.2 VTi 82	60	01/13→07/15	➔	Br.trommeldurchm.innen [Zoll]: 8		03.0137-0504.2 650504		BOS Ø 203 x 39 + HEB
			➔	03/13→		03.0520-9620.3 699620		Ø 203 x 39 + RZ / + Zub TopKit
1.6 BlueHDi 100	73 - 75	07/14→07/15	➔			03.0137-0504.2 650504 03.0520-9620.3 699620		BOS Ø 203 x 39 + HEB Ø 203 x 39 + RZ / + Zub TopKit
1.6 BlueHDi 115	85	10/13→07/15	➔			03.0137-0491.2 650491 03.0137-0504.2 650504		Ø 228 x 42 + HEB BOS Ø 203 x 39 + HEB
						03.0520-9420.3 699420 03.0520-9620.3 699620		BOS Ø 228 x 42 + RZ / + Zub TopKit Ø 203 x 39 + RZ / + Zub TopKit
						03.0137-0491.2 650491 03.0520-9420.3 699420		Ø 228 x 42 + HEB BOS Ø 228 x 42 + RZ / + Zub TopKit
1.6 HDi 90	68	01/13→07/15	➔	Br.trommeldurchm.innen [Zoll]: 9		03.0137-0491.2 650491 03.0520-9420.3 699420		Ø 228 x 42 + HEB BOS Ø 228 x 42 + RZ / + Zub TopKit
			➔	03/13→		03.0137-0504.2 650504		BOS Ø 203 x 39 + HEB
			➔	Br.trommeldurchm.innen [Zoll]: 8		03.0520-9620.3 699620		Ø 203 x 39 + RZ / + Zub TopKit
 Seilzug, Feststellbremse								
1.2 VTi 82 →	60	01/13→07/15		Trommelbremse; 	2	24.3727-0357.2 580357		L= 1.703


















	kw					! #		
CITROËN - DS3 Cabriolet 01/13→07/15								
 Seilzug, Feststellbremse								
1.6 BlueHDI 100	73	07/14→07/15			Trommelbremse; ↓	2	24.3727-0357.2 580357	L= 1.703
1.6 BlueHDI 115	75	10/13→07/15						
1.6 HDi 90	68	01/13→07/15			Trommelbremse; Br.trommeldurchm.innen [Zoll]: 8; ↓	2	24.3727-0357.2 580357	L= 1.703
CITROËN - EVASION Großraumlimousine (22, U6) 03/94→07/02								
 Radbremszylinder								
1.8	73	05/97→07/02	➡		- ABS	2	24.3219-1704.3 020374	GG
1.9 TD	68	10/95→12/98						
2.0	89	06/94→07/02						
2.0 HDI	80	08/99→07/02						
2.0 HDI 16V	81							
2.0 HDI 16V	80	09/99→07/02						
1.9 TD	66	11/94→07/02	➡		02/95→; - ABS	2	24.3219-1704.3 020374	GG
Zubehörsatz, Bremsbacken								
1.8	73	05/97→07/02	➡				03.0137-9208.2 669208	
1.9 TD	66	11/94→07/02	➡		02/95→; - ABS		03.0137-9208.2 669208	
1.9 TD	68	10/95→12/98	➡		- ABS		03.0137-9208.2 669208	
2.0	89	06/94→07/02						
2.0 HDI	80	08/99→07/02						
2.0 HDI 16V	81							
2.0 HDI 16V	80	09/99→07/02						
 Bremstrommel								
1.8	73	05/97→07/02	➡				24.0225-5003.1 480066	Ø 298 x 67 / 256
1.9 TD	66	11/94→07/02	➡		02/95→; - ABS		24.0225-5003.1 480066	Ø 298 x 67 / 256
1.9 TD	68	10/95→12/98	➡		- ABS		24.0225-5003.1 480066	Ø 298 x 67 / 256
2.0	89	06/94→07/02						
2.0 HDI	80	08/99→07/02						
2.0 HDI 16V	81							
2.0 HDI 16V	80	09/99→07/02						
 Bremsbackensatz								
1.8	73	05/97→07/02	➡				03.0137-0314.2 650314	Ø 255 x 61
			➡		- ABS		03.0520-2619.3 692619	BDX Ø 255 x 61 + RZ / + Zub TopKit
							03.0525-0029.3 EQ0029	BDX Ø 255 x 61 - RZ / + Zub Easy Quick
1.9 TD	66	11/94→07/02	➡		02/95→; - ABS		03.0137-0314.2 650314	Ø 255 x 61
							03.0520-2619.3 692619	BDX Ø 255 x 61 + RZ / + Zub TopKit
							03.0525-0029.3 EQ0029	BDX Ø 255 x 61 - RZ / + Zub Easy Quick
1.9 TD	68	10/95→12/98	➡		- ABS		03.0137-0314.2 650314	Ø 255 x 61
2.0	89	06/94→07/02					03.0520-2619.3 692619	BDX Ø 255 x 61 + RZ / + Zub TopKit
2.0 HDI	80	08/99→07/02						
2.0 HDI 16V	81						03.0525-0029.3 EQ0029	BDX Ø 255 x 61 - RZ / + Zub Easy Quick
2.0 HDI 16V	80	09/99→07/02						
 Bremsbackensatz, Feststellbremse								
1.8	73	05/97→07/02	➡				03.0137-4018.2 654018	Ø 180 x 30 + Zub
2.0	89	06/94→07/02						
2.0 16V	100	05/00→07/02						
2.0 HDI	80	08/99→07/02						
2.0 HDI 16V	81							
2.0 HDI 16V	80	09/99→07/02						
2.0 Turbo C.T.	108	06/94→07/02						
2.1 TD	80	05/96→07/02						
1.9 TD	66	11/94→07/02	➡		02/95→		03.0137-4018.2 654018	Ø 180 x 30 + Zub
2.0 16V	97	05/98→04/00	➡		12/98→		03.0137-4018.2 654018	Ø 180 x 30 + Zub
Zubehörsatz, Feststellbremsbacken								
1.8	73	05/97→07/02					03.0137-9700.2 669700	
2.0	89	06/94→07/02					03.0137-9702.2 669702	
2.0 16V	100	05/00→07/02						
2.0 HDI	80	08/99→07/02	➡				03.0137-9249.2 669249	
2.0 HDI 16V	81							
2.0 HDI 16V	80	09/99→07/02						
2.0 Turbo C.T.	108	06/94→07/02						
2.1 TD	80	05/96→07/02						
→								






	kw					! #		
CITROËN - EVASION Großraumlimousine (22, U6) 03/94→07/02								
Zubehörsatz, Feststellbremsbacken								
1.9 TD	66	11/94→07/02		02/95→			03.0137-9700.2 669700 03.0137-9702.2 669702	
			➔	02/95→			03.0137-9249.2 669249	
2.0 16V	97	05/98→04/00		12/98→			03.0137-9700.2 669700 03.0137-9702.2 669702	
			➔	12/98→			03.0137-9249.2 669249	
 Seilzug, Feststellbremse								
1.8	73	05/97→07/02		für Linkslenker; Scheibenbremse; 	1	24.3727-0336.2 580336	L= 500	
1.9 TD	68	10/95→12/98		für Linkslenker; Scheibenbremse; 		24.3727-0529.2 580529	L= 2.205	
2.0	89	06/94→07/02		für Linkslenker; Scheibenbremse; 		24.3727-0530.2 580530	L= 1.255	
2.0 HDI	80 - 81	08/99→07/02		für Linkslenker; Scheibenbremse; 		24.3727-0531.2 580531	L= 2.286	
2.0 HDI 16V	80	09/99→07/02		Trommelbremse; 		24.3727-0532.2 580532	L= 1.063	
1.9 TD	66	11/94→07/02		02/95→; für Linkslenker; Scheibenbremse; 	1	24.3727-0336.2 580336	L= 500	
				02/95→; für Linkslenker; Scheibenbremse; 		24.3727-0529.2 580529	L= 2.205	
				02/95→; für Linkslenker; Scheibenbremse; 		24.3727-0530.2 580530	L= 1.255	
				02/95→; für Linkslenker; Trommelbremse; 		24.3727-0531.2 580531	L= 2.286	
				02/95→; Trommelbremse; 		24.3727-0532.2 580532	L= 1.063	
2.0 16V	97	05/98→04/00		12/98→; für Linkslenker; Scheibenbremse; 	1	24.3727-0336.2 580336	L= 500	
				12/98→; für Linkslenker; Scheibenbremse; 		24.3727-0529.2 580529	L= 2.205	
				12/98→; für Linkslenker; Scheibenbremse; 		24.3727-0530.2 580530	L= 1.255	
2.0 16V	100	05/00→07/02		für Linkslenker; Scheibenbremse; 	1	24.3727-0336.2 580336	L= 500	
2.0 Turbo C.T.	108	06/94→07/02		für Linkslenker; Scheibenbremse; 		24.3727-0529.2 580529	L= 2.205	
2.1 TD	80	05/96→07/02		für Linkslenker; Scheibenbremse; 		24.3727-0530.2 580530	L= 1.255	
CITROËN - JUMPER Bus 04/06→								
 Bremsbackensatz, Feststellbremse								
2.0 BlueHDi 110	81	07/15→09/19	➔			03.0137-4004.2 654004	∅ 172 x 42 + Zub	
2.0 BlueHDi 130	96	07/15→09/19						
2.0 BlueHDi 160	120	07/15→09/19						
2.2 BlueHDi 120	88	08/19→						
2.2 BlueHDi 140	103	08/19→						
2.2 BlueHDi 165	121	08/19→						
2.2 HDi 100	74	04/06→						
2.2 HDi 110	81	07/11→						
2.2 HDi 120	88	04/06→						
2.2 HDi 130	96	07/11→						
2.2 HDi 150	110	07/11→						
3.0 HDi 155	115	07/10→						
3.0 HDi 160	116	09/06→						
3.0 HDi 180	130	07/11→						
Zubehörsatz, Feststellbremsbacken								
2.0 BlueHDi 110	81	07/15→09/19	➔			03.0137-9705.2 669705		
2.0 BlueHDi 130	96	07/15→09/19				03.0137-9707.2 669707		
2.0 BlueHDi 160	120	07/15→09/19						
2.2 BlueHDi 120	88	08/19→						
2.2 BlueHDi 140	103	08/19→						
2.2 BlueHDi 165	121	08/19→						
2.2 HDi 100	74	04/06→						
2.2 HDi 110	81	07/11→						
2.2 HDi 120	88	04/06→						
2.2 HDi 130	96	07/11→						
2.2 HDi 150	110	07/11→						
3.0 HDi 155	115	07/10→						
3.0 HDi 160	116	09/06→						
3.0 HDi 180	130	07/11→						
CITROËN - JUMPER Bus (230P) 02/94→04/02								
 Radbremsszylinder								
1.9 D	51	01/99→04/02	➔	→ 10/01; Nutzlast [kg]: 1.000		24.3225-1701.3 020399	GG	
			➔	11/01→ 03/02; Nutzlast [kg]: 1.000		24.3226-1702.3 020469	GG	
1.9 TD	66 - 68	02/94→04/02	➔	→ 10/01; Nutzlast ab [kg] 1.000 Nutzlast bis [kg] 1.400		24.3225-1701.3 020399	GG	
➔								








	kw			 	! #		
CITROËN - JUMPER Bus (230P) 02/94→04/02							
 Radbremszylinder							
1.9 TD 4x4 2.0 4x4	68 80	08/96→04/02 08/96→04/02	➡	11/01→ 03/02; Nutzlast ab [kg] 1.000 Nutzlast bis [kg] 1.400		24.3226-1702.3 020469	GG
2.0	80	02/94→04/02	➡	→ 10/01; Nutzlast ab [kg] 1.000 Nutzlast bis [kg] 1.400		24.3225-1701.3 020399	GG
			➡	11/01→ 03/02; Nutzlast ab [kg] 1.000 Nutzlast bis [kg] 1.400		24.3226-1702.3 020469	GG
			➡	→ 10/01; Nutzlast [kg]: 1.800		24.3228-1701.3 020401	GG
2.5 D	63	08/94→04/02	➡	→ 10/01; Nutzlast [kg]: 1.400		24.3225-1701.3 020399	GG
			➡	11/01→ 03/02; Nutzlast [kg]: 1.400		24.3226-1702.3 020469	GG
			➡	→ 10/01; Nutzlast [kg]: 1.800		24.3228-1701.3 020401	GG
2.5 TD 2.8 HDi	76 94	08/94→04/02 09/00→04/02	➡	→ 10/01; Nutzlast [kg]: 1.400		24.3226-1702.3 020469	GG
			➡	11/01→ 03/02; Nutzlast [kg]: 1.400		24.3226-1702.3 020469	GG
			➡	→ 10/01; Nutzlast [kg]: 1.800		24.3228-1701.3 020401	GG
2.5 TDi	79	12/96→11/00	➡	Nutzlast [kg]: 1.400		24.3226-1702.3 020469	GG
			➡	Nutzlast [kg]: 1.800		24.3228-1701.3 020401	GG
2.8 D	64	01/99→02/02	➡	→ S 16206253; Nutzlast [kg]: 1.400		24.3225-1701.3 020399	GG
			➡			24.3226-1702.3 020469	GG
			➡	S 16204256→; Nutzlast [kg]: 1.400		24.3226-1702.3 020469	GG
			➡	→ S 16209999; Nutzlast [kg]: 1.800		24.3228-1701.3 020401	GG
Zubehörsatz, Bremsbacken							
1.9 D	51	01/99→04/02	➡	→ 10/01; Nutzlast [kg]: 1.000		03.0137-9219.2 669219	TRW
			➡	11/01→ 03/02; Nutzlast [kg]: 1.000; nicht für Wohnmobile		03.0137-9285.2 669285	AP
1.9 TD	66 - 68	02/94→04/02	➡	→ 10/01; Nutzlast ab [kg] 1.000 Nutzlast bis [kg] 1.400		03.0137-9219.2 669219	TRW
1.9 TD 4x4 2.0 4x4	68 80	08/96→04/02 08/96→04/02	➡	11/01→ 03/02; Nutzlast ab [kg] 1.000 Nutzlast bis [kg] 1.400; nicht für Wohnmobile		03.0137-9285.2 669285	AP
			➡	→ 10/01; Nutzlast [kg]: 1.800		03.0137-9219.2 669219	TRW
2.0	80	02/94→04/02	➡	→ 10/01; Nutzlast ab [kg] 1.000 Nutzlast bis [kg] 1.400		03.0137-9219.2 669219	TRW
			➡	11/01→ 03/02; Nutzlast ab [kg] 1.000 Nutzlast bis [kg] 1.400; nicht für Wohnmobile		03.0137-9285.2 669285	AP
			➡	→ 10/01; Nutzlast [kg]: 1.800		03.0137-9219.2 669219	TRW
2.5 D 2.5 TD 2.8 HDi	63 76 94	08/94→04/02 08/94→04/02 09/00→04/02	➡	→ 10/01; Nutzlast [kg]: 1.400		03.0137-9219.2 669219	TRW
			➡	→ 10/01; Nutzlast [kg]: 1.800		03.0137-9219.2 669219	TRW
			➡	11/01→ 03/02; Nutzlast [kg]: 1.400; nicht für Wohnmobile		03.0137-9285.2 669285	AP
2.5 TDi	79	12/96→11/00	➡	Nutzlast [kg]: 1.800		03.0137-9219.2 669219	TRW
			➡	Nutzlast [kg]: 1.400		03.0137-9219.2 669219	TRW
2.8 D	64	01/99→02/02	➡	→ S 16209999; Nutzlast [kg]: 1.800		03.0137-9219.2 669219	TRW
			➡	→ S 16206253; Nutzlast [kg]: 1.400		03.0137-9219.2 669219	TRW
			➡	S 16204256→; Nutzlast [kg]: 1.400; nicht für Wohnmobile		03.0137-9285.2 669285	AP
 Bremstrommel							
1.9 D	51	01/99→04/02	➡	→ 03/02; Nutzlast [kg]: 1.000		24.0225-4002.1 480048	∅ 298 x 64,4 / 255,6
1.9 TD 1.9 TD 4x4 2.0 4x4	66 - 68 68 80	02/94→04/02 08/96→04/02 08/96→04/02	➡	→ 03/02; Nutzlast ab [kg] 1.000 Nutzlast bis [kg] 1.400		24.0225-4002.1 480048	∅ 298 x 64,4 / 255,6
			➡	→ 03/02; Nutzlast ab [kg] 1.000 Nutzlast bis [kg] 1.400		24.0225-4002.1 480048	∅ 298 x 64,4 / 255,6
			➡	→ 10/01; Nutzlast [kg]: 1.800		24.0225-4005.1 480070	∅ 298 x 64,5 / 255,6
2.5 D 2.5 TD 2.8 HDi	63 76 94	08/94→04/02 08/94→04/02 09/00→04/02	➡	→ 03/02; Nutzlast [kg]: 1.400		24.0225-4002.1 480048	∅ 298 x 64,4 / 255,6
			➡	→ 10/01; Nutzlast [kg]: 1.800		24.0225-4005.1 480070	∅ 298 x 64,5 / 255,6
			➡	Nutzlast [kg]: 1.400		24.0225-4002.1 480048	∅ 298 x 64,4 / 255,6
2.5 TDi	79	12/96→11/00	➡	Nutzlast [kg]: 1.800		24.0225-4005.1 480070	∅ 298 x 64,5 / 255,6
			➡	Nutzlast [kg]: 1.400		24.0225-4002.1 480048	∅ 298 x 64,4 / 255,6
2.8 D	64	01/99→02/02	➡	Nutzlast [kg]: 1.400		24.0225-4002.1 480048	∅ 298 x 64,4 / 255,6
			➡	→ S 16209999; Nutzlast [kg]: 1.800		24.0225-4005.1 480070	∅ 298 x 64,5 / 255,6
→							

	kw			 	! #		
CITROËN - JUMPER Bus (230P) 02/94→04/02							
Bremsbackensatz							
1.9 D	51	01/99→04/02	➡	→ 10/01; Nutzlast [kg]: 1.000; nicht für Wohnmobile		03.0137-0333.2 650333 03.0520-0925.3 690925	TRW Ø 254 x 57 + HEB TRW Ø 254 x 57 + RZ / + Zub TopKit
			➡	11/01→ 03/02; Nutzlast [kg]: 1.000; nicht für Wohnmobile		03.0137-0432.2 650432 03.0520-0326.3 690326	AP Ø 254 x 57 + HEB AP Ø 254 x 57 + RZ / + Zub TopKit
1.9 TD 1.9 TD 4x4 2.0 4x4	66 - 68 68 80	02/94→04/02 08/96→04/02 08/96→04/02	➡	→ 10/01; Nutzlast ab [kg] 1.000 Nutzlast bis [kg] 1.400; nicht für Wohnmobile		03.0137-0333.2 650333 03.0520-0925.3 690925	TRW Ø 254 x 57 + HEB TRW Ø 254 x 57 + RZ / + Zub TopKit
			➡	11/01→ 03/02; Nutzlast ab [kg] 1.000 Nutzlast bis [kg] 1.400; nicht für Wohnmobile		03.0137-0432.2 650432 03.0520-0326.3 690326	AP Ø 254 x 57 + HEB AP Ø 254 x 57 + RZ / + Zub TopKit
2.0	80	02/94→04/02	➡	→ 10/01; Nutzlast ab [kg] 1.000 Nutzlast bis [kg] 1.400; nicht für Wohnmobile		03.0137-0333.2 650333 03.0520-0925.3 690925	TRW Ø 254 x 57 + HEB TRW Ø 254 x 57 + RZ / + Zub TopKit
			➡	→ 10/01; Nutzlast [kg]: 1.800; nicht für Wohnmobile		03.0137-0334.2 650334 03.0520-0728.3 690728	TRW Ø 254 x 57 + HEB TRW Ø 254 x 57 + RZ / + Zub TopKit
			➡	11/01→ 03/02; Nutzlast ab [kg] 1.000 Nutzlast bis [kg] 1.400; nicht für Wohnmobile		03.0137-0432.2 650432 03.0520-0326.3 690326	AP Ø 254 x 57 + HEB AP Ø 254 x 57 + RZ / + Zub TopKit
2.5 D	63	08/94→04/02	➡	→ 10/01; Nutzlast [kg]: 1.400; nicht für Wohnmobile		03.0137-0333.2 650333 03.0520-0925.3 690925	TRW Ø 254 x 57 + HEB TRW Ø 254 x 57 + RZ / + Zub TopKit
			➡	→ 10/01; Nutzlast [kg]: 1.800; nicht für Wohnmobile		03.0137-0334.2 650334 03.0520-0728.3 690728	TRW Ø 254 x 57 + HEB TRW Ø 254 x 57 + RZ / + Zub TopKit
			➡	11/01→ 03/02; Nutzlast [kg]: 1.400; nicht für Wohnmobile		03.0137-0432.2 650432 03.0520-0326.3 690326	AP Ø 254 x 57 + HEB AP Ø 254 x 57 + RZ / + Zub TopKit
2.5 TD 2.8 HDi	76 94	08/94→04/02 09/00→04/02	➡	→ 10/01; Nutzlast [kg]: 1.400; nicht für Wohnmobile		03.0137-0333.2 650333 03.0520-0226.3 690226	TRW Ø 254 x 57 + HEB TRW Ø 254 x 57 + RZ / + Zub TopKit
			➡	→ 10/01; Nutzlast [kg]: 1.800; nicht für Wohnmobile		03.0137-0334.2 650334 03.0520-0728.3 690728	TRW Ø 254 x 57 + HEB TRW Ø 254 x 57 + RZ / + Zub TopKit
			➡	11/01→ 03/02; Nutzlast [kg]: 1.400; nicht für Wohnmobile		03.0137-0432.2 650432 03.0520-0326.3 690326	AP Ø 254 x 57 + HEB AP Ø 254 x 57 + RZ / + Zub TopKit
2.5 TDi	79	12/96→11/00	➡	Nutzlast [kg]: 1.400; nicht für Wohnmobile		03.0137-0333.2 650333 03.0520-0226.3 690226	TRW Ø 254 x 57 + HEB TRW Ø 254 x 57 + RZ / + Zub TopKit
			➡	Nutzlast [kg]: 1.800; nicht für Wohnmobile		03.0137-0334.2 650334 03.0520-0728.3 690728	TRW Ø 254 x 57 + HEB TRW Ø 254 x 57 + RZ / + Zub TopKit
2.8 D	64	01/99→02/02	➡	→ S 16206253; Nutzlast [kg]: 1.400; nicht für Wohnmobile		03.0137-0333.2 650333 03.0520-0226.3 690226 03.0520-0925.3 690925	TRW Ø 254 x 57 + HEB TRW Ø 254 x 57 + RZ / + Zub TopKit TRW Ø 254 x 57 + RZ / + Zub TopKit
			➡	→ S 16209999; Nutzlast [kg]: 1.800; nicht für Wohnmobile		03.0137-0334.2 650334 03.0520-0728.3 690728	TRW Ø 254 x 57 + HEB TRW Ø 254 x 57 + RZ / + Zub TopKit
			➡	S 16204256→; Nutzlast [kg]: 1.400; nicht für Wohnmobile		03.0137-0432.2 650432 03.0520-0326.3 690326	AP Ø 254 x 57 + HEB AP Ø 254 x 57 + RZ / + Zub TopKit
Seilzug, Feststellbremse							
1.9 D	51	01/99→04/02		→ S 16158427; Nutzlast [kg]: 1.000; Scheiben/Trommel; 	1	24.3727-0345.2 580345	L= 3.045
				S 16158428→; → 03/02; Nutzlast [kg]: 1.000; Scheiben/Trommel; 	1	24.3727-0350.2 580350	L= 2.827
1.9 TD →	66 - 68	02/94→04/02		→ S 16158427; Nutzlast ab [kg] 1.000 Nutzlast bis [kg] 1.400; Scheiben/Trommel; 	1	24.3727-0345.2 580345	L= 3.045


































	kw					! #		
CITROËN - JUMPER Bus (230P) 02/94→04/02								
 Seilzug, Feststellbremse								
1.9 TD	66 - 68	02/94→04/02		S 16158428→; → 03/02; Nutzlast ab [kg] 1.000 Nutzlast bis [kg] 1.400; Scheiben/Trommel; 	1	24.3727-0350.2	580350	L= 2.827
2.0	80	02/94→04/02		→ S 16158427; Nutzlast ab [kg] 1.000 Nutzlast bis [kg] 1.800; Scheiben/Trommel; 	1	24.3727-0345.2	580345	L= 3.045
				S 16158428→; → 03/02; Nutzlast ab [kg] 1.000 Nutzlast bis [kg] 1.800; Scheiben/Trommel; 	1	24.3727-0350.2	580350	L= 2.827
2.5 D 2.5 TD 2.8 HDi	63 76 94	08/94→04/02 08/94→04/02 09/00→04/02		→ S 16158427; Nutzlast ab [kg] 1.400 Nutzlast bis [kg] 1.800; Scheiben/Trommel; 	1	24.3727-0345.2	580345	L= 3.045
				S 16158428→; → 03/02; Nutzlast ab [kg] 1.400 Nutzlast bis [kg] 1.800; Scheiben/Trommel; 	1	24.3727-0350.2	580350	L= 2.827
2.5 TDi 2.8 D	79 64	12/96→11/00 01/99→02/02		→ S 16158427; Nutzlast ab [kg] 1.400 Nutzlast bis [kg] 1.800; Scheiben/Trommel; 	1	24.3727-0345.2	580345	L= 3.045
				S 16158428→; Nutzlast ab [kg] 1.400 Nutzlast bis [kg] 1.800; Scheiben/Trommel; 	1	24.3727-0350.2	580350	L= 2.827
CITROËN - JUMPER Bus (244, Z_) 04/02→								
 Radbremszylinder								
2.0 2.0 HDi 2.2 HDi 2.8 HDi	81 62 74 94	04/02→ 04/02→ 04/02→ 04/02→	➡	→ 03/06; Nutzlast ab [kg] 1.000 Nutzlast bis [kg] 1.400		24.3226-1702.3	020469	GG
2.8 HDi All-wheel Drive	94	04/02→	➡	→ 03/06		24.3226-1702.3	020469	GG
Zubehörsatz, Bremsbacken								
2.0 2.0 HDi 2.2 HDi 2.8 HDi	81 62 74 94	04/02→ 04/02→ 04/02→ 04/02→	➡	→ 03/06; Nutzlast ab [kg] 1.000 Nutzlast bis [kg] 1.400		03.0137-9285.2	669285	AP
2.8 HDi All-wheel Drive	94	04/02→	➡	→ 03/06		03.0137-9285.2	669285	AP
 Bremstrommel								
2.0 2.0 HDi 2.2 HDi 2.8 HDi	81 62 74 94	04/02→ 04/02→ 04/02→ 04/02→	➡	→ 03/06; Nutzlast ab [kg] 1.000 Nutzlast bis [kg] 1.400		24.0225-4002.1	480048	Ø 298 x 64,4 / 255,6
2.8 HDi All-wheel Drive	94	04/02→	➡	→ 03/06		24.0225-4002.1	480048	Ø 298 x 64,4 / 255,6
 Bremsbackensatz								
2.0 2.0 HDi 2.2 HDi 2.8 HDi	81 62 74 94	04/02→ 04/02→ 04/02→ 04/02→	➡	→ 03/06; Nutzlast ab [kg] 1.000 Nutzlast bis [kg] 1.400; nicht für Wohnmobile		03.0137-0432.2	650432	AP Ø 254 x 57 + HEB
2.8 HDi All-wheel Drive	94	04/02→	➡	→ 03/06; nicht für Wohnmobile		03.0520-0326.3	690326	AP Ø 254 x 57 + RZ / + Zub TopKit
						03.0137-0432.2	650432	AP Ø 254 x 57 + HEB
 Bremsbackensatz, Feststellbremse								
2.0 bivalent 2.0 HDi 2.2 HDi 2.8 HDi	81 62 74 94	02/03→ 04/02→ 04/02→ 04/02→	➡	→ 03/06; Nutzlast ab [kg] 1.000 Nutzlast bis [kg] 1.800; mit Verstärkung		03.0137-4002.2	654002	Ø 172 x 42 + Zub
2.8 HDi All-wheel Drive	94	04/02→	➡	→ 03/06; mit Verstärkung		03.0137-4002.2	654002	Ø 172 x 42 + Zub
Zubehörsatz, Feststellbremsbacken								
2.0 bivalent 2.0 HDi 2.2 HDi 2.8 HDi	81 62 74 94	02/03→ 04/02→ 04/02→ 04/02→		→ 03/06; Nutzlast ab [kg] 1.000 Nutzlast bis [kg] 1.800		03.0137-9705.2	669705	
2.8 HDi All-wheel Drive	94	04/02→		→ 03/06		03.0137-9706.2	669706	
						03.0137-9705.2	669705	
 Seilzug, Feststellbremse								
2.0 HDi 2.2 HDi 2.8 HDi →	62 74 94	04/02→ 04/02→ 04/02→		→ 03/06; Nutzlast ab [kg] 1.000 Nutzlast bis [kg] 1.800; Trommelbremse; 	1	24.3727-0300.2	580300	L= 1.078












	kw					! #		
CITROËN - JUMPER Bus (244, Z_) 04/02→								
 Seilzug, Feststellbremse								
2.0 HDi 2.2 HDi 2.8 HDi	62 74 94	04/02→ 04/02→ 04/02→		→ S 17103012; Nutzlast ab [kg] 1.000 Nutzlast bis [kg] 1.800; Scheibenbremse; 	1	24.3727-0300.2	580300	L= 1.078
				S 17103013→; → 03/06; für Linkslenker; Nutzlast ab [kg] 1.000 Nutzlast bis [kg] 1.800; Scheibenbremse; 	1	24.3727-0300.2	580300	L= 1.078
				→ 03/06; Nutzlast ab [kg] 1.000 Nutzlast bis [kg] 1.800; Trommelbremse; 	1	24.3727-0343.2	580343	L= 2.827
				→ S 17103012; Nutzlast ab [kg] 1.000 Nutzlast bis [kg] 1.800; Scheibenbremse; 	1	24.3727-0348.2	580348	L= 2.715
2.8 HDi All-wheel Drive	94	04/02→		→ S 17103012; Nutzlast ab [kg] 1.000 Nutzlast bis [kg] 1.800; Scheibenbremse; 	1	24.3727-0348.2	580348	L= 2.715
				S 17103013→; → 03/06; Nutzlast ab [kg] 1.000 Nutzlast bis [kg] 1.800; Scheibenbremse; 	1	24.3727-0562.2	580562	L= 1.059
				→ S 17103012; Nutzlast ab [kg] 1.000 Nutzlast bis [kg] 1.800; Scheibenbremse; 	1	24.3727-0562.2	580562	L= 1.059
CITROËN - JUMPER Kasten 04/06→								
 Bremsbackensatz, Feststellbremse								
2.0 BlueHDi 110 2.0 BlueHDi 130 2.0 BlueHDi 130 4x4 2.0 BlueHDi 160 2.0 BlueHDi 160 4x4 2.2 BlueHDi 120 2.2 BlueHDi 140 2.2 BlueHDi 165 2.2 HDi 100 2.2 HDi 110 2.2 HDi 120 2.2 HDi 130 2.2 HDi 130 4x4 2.2 HDi 150 3.0 HDi 145 3.0 HDi 155 3.0 HDi 160 3.0 HDi 180 e-Jumper	81 96 96 120 120 88 103 121 74 81 88 96 96 110 107 115 116 130 90	04/16→09/19 04/16→09/19 04/16→09/19 04/16→09/19 04/16→09/19 08/19→ 08/19→ 08/19→ 04/06→12/12 07/11→ 04/06→ 07/11→ 01/12→05/16 07/11→ 07/10→ 07/10→ 09/06→ 07/11→ 07/21→	➔			03.0137-4004.2	654004	Ø 172 x 42 + Zub
Zubehörsatz, Feststellbremsbacken								
2.0 BlueHDi 110 2.0 BlueHDi 130 2.0 BlueHDi 130 4x4 2.0 BlueHDi 160 2.0 BlueHDi 160 4x4 2.2 BlueHDi 120 2.2 BlueHDi 140 2.2 BlueHDi 165 2.2 HDi 100 2.2 HDi 110 2.2 HDi 120 2.2 HDi 130 2.2 HDi 130 4x4 2.2 HDi 150 3.0 HDi 145 3.0 HDi 155 3.0 HDi 160 3.0 HDi 180 e-Jumper	81 96 96 120 120 88 103 121 74 81 88 96 96 110 107 115 116 130 90	04/16→09/19 04/16→09/19 04/16→09/19 04/16→09/19 04/16→09/19 08/19→ 08/19→ 08/19→ 04/06→12/12 07/11→ 04/06→ 07/11→ 01/12→05/16 07/11→ 07/10→ 07/10→ 09/06→ 07/11→ 07/21→	➔			03.0137-9705.2 03.0137-9707.2	669705 669707	
CITROËN - JUMPER Kasten (230L) 02/94→08/02								
 Radbremszylinder								
1.9 D	50 - 51	02/94→04/02	➔	→ 10/01; Nutzlast [kg]: 1.000		24.3225-1701.3	020399	GG
			➔	11/01→ 03/02; Nutzlast [kg]: 1.000		24.3226-1702.3	020469	GG
1.9 TD	66 - 68	03/94→04/02	➔	→ 10/01; Nutzlast ab [kg] 1.000 Nutzlast bis [kg] 1.400		24.3225-1701.3	020399	GG
			➔	11/01→ 03/02; Nutzlast ab [kg] 1.000 Nutzlast bis [kg] 1.400		24.3226-1702.3	020469	GG
2.0	80	03/94→04/02	➔	→ 10/01; Nutzlast ab [kg] 1.000 Nutzlast bis [kg] 1.400		24.3225-1701.3	020399	GG
			➔	11/01→ 03/02; Nutzlast ab [kg] 1.000 Nutzlast bis [kg] 1.400		24.3226-1702.3	020469	GG
→								











	kw			 	! #		
CITROËN - JUMPER Kasten (230L) 02/94→08/02							
 Radbremszylinder							
2.0	80	03/94→04/02	➡	→ 10/01; Nutzlast [kg]: 1.800		24.3228-1701.3 020401	GG
2.0 4x4	80	10/96→01/02	➡	→ 10/01; Nutzlast ab [kg] 1.000 Nutzlast bis [kg] 1.400		24.3225-1701.3 020399	GG
			➡	11/01→; Nutzlast ab [kg] 1.000 Nutzlast bis [kg] 1.400		24.3226-1702.3 020469	GG
			➡	→ 10/01; Nutzlast [kg]: 1.800		24.3228-1701.3 020401	GG
2.0 HDI	62	11/01→04/02	➡	→ 03/02; Nutzlast ab [kg] 1.000 Nutzlast bis [kg] 1.400		24.3226-1702.3 020469	GG
2.5 D 2.5 D 4x4	63	03/94→04/02 03/00→04/02	➡	→ 10/01; Nutzlast [kg]: 1.400		24.3225-1701.3 020399	GG
			➡	11/01→ 03/02; Nutzlast [kg]: 1.400		24.3226-1702.3 020469	GG
			➡	→ 10/01; Nutzlast [kg]: 1.800		24.3228-1701.3 020401	GG
2.5 DT 4x4	76	10/96→08/97	➡	Nutzlast [kg]: 1.400		24.3226-1702.3 020469	GG
2.5 TD 2.8 HDi 2.8 HDi 4x4	76	03/94→04/02 09/00→04/02 09/00→04/02	➡	→ 10/01; Nutzlast [kg]: 1.400		24.3226-1702.3 020469	GG
			➡	11/01→ 03/02; Nutzlast [kg]: 1.400		24.3226-1702.3 020469	GG
			➡	→ 10/01; Nutzlast [kg]: 1.800		24.3228-1701.3 020401	GG
2.5 TDi 2.5 TDi 4x4	79	12/96→11/00 03/00→11/00	➡	Nutzlast [kg]: 1.400		24.3226-1702.3 020469	GG
			➡	Nutzlast [kg]: 1.800		24.3228-1701.3 020401	GG
Zubehörsatz, Bremsbacken							
1.9 D	50 - 51	02/94→04/02	➡	→ 10/01; Nutzlast [kg]: 1.000		03.0137-9219.2 669219	TRW
			➡	11/01→ 03/02; Nutzlast [kg]: 1.000; nicht für Wohnmobile		03.0137-9285.2 669285	AP
1.9 TD	66 - 68	03/94→04/02	➡	→ 10/01; Nutzlast ab [kg] 1.000 Nutzlast bis [kg] 1.400		03.0137-9219.2 669219	TRW
			➡	11/01→ 03/02; Nutzlast ab [kg] 1.000 Nutzlast bis [kg] 1.400; nicht für Wohnmobile		03.0137-9285.2 669285	AP
2.0	80	03/94→04/02	➡	→ 10/01; Nutzlast [kg]: 1.800		03.0137-9219.2 669219	TRW
			➡	→ 10/01; Nutzlast ab [kg] 1.000 Nutzlast bis [kg] 1.400		03.0137-9219.2 669219	TRW
			➡	11/01→ 03/02; Nutzlast ab [kg] 1.000 Nutzlast bis [kg] 1.400; nicht für Wohnmobile		03.0137-9285.2 669285	AP
2.0 4x4	80	10/96→01/02	➡	→ 10/01; Nutzlast [kg]: 1.800		03.0137-9219.2 669219	TRW
			➡	→ 10/01; Nutzlast ab [kg] 1.000 Nutzlast bis [kg] 1.400		03.0137-9219.2 669219	TRW
			➡	11/01→; Nutzlast ab [kg] 1.000 Nutzlast bis [kg] 1.400; nicht für Wohnmobile		03.0137-9285.2 669285	AP
2.0 HDI	62	11/01→04/02	➡	→ 03/02; Nutzlast ab [kg] 1.000 Nutzlast bis [kg] 1.400; nicht für Wohnmobile		03.0137-9285.2 669285	AP
2.5 D 2.5 D 4x4	63	03/94→04/02 03/00→04/02	➡	→ 10/01; Nutzlast [kg]: 1.800		03.0137-9219.2 669219	TRW
			➡	→ 10/01; Nutzlast [kg]: 1.400		03.0137-9219.2 669219	TRW
2.5 TD 2.8 HDi 2.8 HDi 4x4	76	03/94→04/02 09/00→04/02 09/00→04/02	➡	→ 10/01; Nutzlast [kg]: 1.400		03.0137-9219.2 669219	TRW
			➡	11/01→ 03/02; Nutzlast [kg]: 1.400; nicht für Wohnmobile		03.0137-9285.2 669285	AP
2.5 DT 4x4	76	10/96→08/97	➡	Nutzlast [kg]: 1.400		03.0137-9219.2 669219	TRW
2.5 TDi 2.5 TDi 4x4	79	12/96→11/00 03/00→11/00	➡	Nutzlast [kg]: 1.400		03.0137-9219.2 669219	TRW
			➡	Nutzlast [kg]: 1.800		03.0137-9219.2 669219	TRW
 Bremstrommel							
1.9 D	50 - 51	02/94→04/02	➡	→ 03/02; Nutzlast [kg]: 1.000		24.0225-4002.1 480048	∅ 298 x 64,4 / 255,6
1.9 TD 2.0 HDI	66 - 68	03/94→04/02 11/01→04/02	➡	→ 03/02; Nutzlast ab [kg] 1.000 Nutzlast bis [kg] 1.400		24.0225-4002.1 480048	∅ 298 x 64,4 / 255,6
			➡	→ 10/01; Nutzlast [kg]: 1.800		24.0225-4005.1 480070	∅ 298 x 64,5 / 255,6
2.0	80	03/94→04/02	➡	→ 03/02; Nutzlast ab [kg] 1.000 Nutzlast bis [kg] 1.400		24.0225-4002.1 480048	∅ 298 x 64,4 / 255,6
			➡	→ 10/01; Nutzlast [kg]: 1.800		24.0225-4005.1 480070	∅ 298 x 64,5 / 255,6
2.0 4x4	80	10/96→01/02	➡	Nutzlast ab [kg] 1.000 Nutzlast bis [kg] 1.400		24.0225-4002.1 480048	∅ 298 x 64,4 / 255,6
			➡	→ 10/01; Nutzlast [kg]: 1.800		24.0225-4005.1 480070	∅ 298 x 64,5 / 255,6
2.5 D 2.5 D 4x4	63	03/94→04/02 03/00→04/02	➡	→ 03/02; Nutzlast [kg]: 1.400		24.0225-4002.1 480048	∅ 298 x 64,4 / 255,6
			➡	→ 10/01; Nutzlast [kg]: 1.800		24.0225-4005.1 480070	∅ 298 x 64,5 / 255,6
2.5 TD 2.8 HDi 2.8 HDi 4x4	76	03/94→04/02 09/00→04/02 09/00→04/02	➡	→ 10/01; Nutzlast [kg]: 1.800		24.0225-4005.1 480070	∅ 298 x 64,5 / 255,6
			➡	→ 10/01; Nutzlast [kg]: 1.800		24.0225-4005.1 480070	∅ 298 x 64,5 / 255,6
2.5 DT 4x4	76	10/96→08/97	➡	Nutzlast [kg]: 1.400		24.0225-4002.1 480048	∅ 298 x 64,4 / 255,6
→							








	kw			 	! #		
CITROËN - JUMPER Kasten (230L) 02/94→08/02							
Bremstrommel							
2.5 TDi	79	12/96→11/00	➡	Nutzlast [kg]: 1.400	24.0225-4002.1	480048	Ø 298 x 64,4 / 255,6
2.5 TDi 4x4	79	03/00→11/00	➡	Nutzlast [kg]: 1.800	24.0225-4005.1	480070	Ø 298 x 64,5 / 255,6
Bremsbackensatz							
1.9 D	50 - 51	02/94→04/02	➡	→ 10/01; Nutzlast [kg]: 1.000; nicht für Wohnmobile	03.0137-0333.2	650333	TRW Ø 254 x 57 + HEB
			➡	11/01→ 03/02; Nutzlast [kg]: 1.000; nicht für Wohnmobile	03.0520-0925.3	690925	TRW Ø 254 x 57 + RZ / + Zub TopKit
1.9 TD	66 - 68	03/94→04/02	➡	→ 10/01; Nutzlast ab [kg] 1.000 Nutzlast bis [kg] 1.400; nicht für Wohnmobile	03.0137-0333.2	650333	TRW Ø 254 x 57 + HEB
			➡	11/01→ 03/02; Nutzlast ab [kg] 1.000 Nutzlast bis [kg] 1.400; nicht für Wohnmobile	03.0520-0925.3	690925	TRW Ø 254 x 57 + RZ / + Zub TopKit
2.0	80	03/94→04/02	➡	→ 10/01; Nutzlast ab [kg] 1.000 Nutzlast bis [kg] 1.400; nicht für Wohnmobile	03.0137-0333.2	650333	TRW Ø 254 x 57 + HEB
			➡	→ 10/01; Nutzlast [kg]: 1.800; nicht für Wohnmobile	03.0520-0925.3	690925	TRW Ø 254 x 57 + RZ / + Zub TopKit
			➡	11/01→ 03/02; Nutzlast ab [kg] 1.000 Nutzlast bis [kg] 1.400; nicht für Wohnmobile	03.0137-0334.2	650334	TRW Ø 254 x 57 + HEB
2.0 4x4	80	10/96→01/02	➡	→ 10/01; Nutzlast ab [kg] 1.000 Nutzlast bis [kg] 1.400; nicht für Wohnmobile	03.0520-0728.3	690728	TRW Ø 254 x 57 + RZ / + Zub TopKit
			➡	→ 10/01; Nutzlast [kg]: 1.800; nicht für Wohnmobile	03.0137-0432.2	650432	TRW Ø 254 x 57 + HEB
			➡	11/01→; Nutzlast ab [kg] 1.000 Nutzlast bis [kg] 1.400; nicht für Wohnmobile	03.0520-0326.3	690326	AP Ø 254 x 57 + RZ / + Zub TopKit
2.0 HDI	62	11/01→04/02	➡	→ 03/02; Nutzlast ab [kg] 1.000 Nutzlast bis [kg] 1.400; nicht für Wohnmobile	03.0137-0432.2	650432	AP Ø 254 x 57 + HEB
2.5 D 2.5 D 4x4	63 63	03/94→04/02 03/00→04/02	➡	→ 10/01; Nutzlast [kg]: 1.400; nicht für Wohnmobile	03.0520-0925.3	690925	AP Ø 254 x 57 + RZ / + Zub TopKit
			➡	→ 10/01; Nutzlast [kg]: 1.800; nicht für Wohnmobile	03.0137-0333.2	650333	TRW Ø 254 x 57 + HEB
			➡	11/01→ 03/02; Nutzlast [kg]: 1.400; nicht für Wohnmobile	03.0520-0728.3	690728	TRW Ø 254 x 57 + RZ / + Zub TopKit
2.5 DT 4x4	76	10/96→08/97	➡	Nutzlast [kg]: 1.400; nicht für Wohnmobile	03.0137-0432.2	650432	AP Ø 254 x 57 + HEB
2.5 TD 2.8 HDi 2.8 HDi 4x4	76 94 94	03/94→04/02 09/00→04/02 09/00→04/02	➡	→ 10/01; Nutzlast [kg]: 1.400; nicht für Wohnmobile	03.0520-0226.3	690226	TRW Ø 254 x 57 + RZ / + Zub TopKit
			➡	→ 10/01; Nutzlast [kg]: 1.800; nicht für Wohnmobile	03.0137-0333.2	650333	TRW Ø 254 x 57 + HEB
			➡	11/01→ 03/02; Nutzlast [kg]: 1.400; nicht für Wohnmobile	03.0520-0728.3	690728	TRW Ø 254 x 57 + RZ / + Zub TopKit
2.5 TDi 2.5 TDi 4x4	79 79	12/96→11/00 03/00→11/00	➡	Nutzlast [kg]: 1.400; nicht für Wohnmobile	03.0137-0432.2	650432	AP Ø 254 x 57 + HEB
			➡	Nutzlast [kg]: 1.800; nicht für Wohnmobile	03.0520-0226.3	690226	TRW Ø 254 x 57 + RZ / + Zub TopKit
➔			➡	Nutzlast [kg]: 1.800; nicht für Wohnmobile	03.0137-0334.2	650334	TRW Ø 254 x 57 + HEB
					03.0520-0728.3	690728	TRW Ø 254 x 57 + RZ / + Zub TopKit







































	kw			 	! #					
CITROËN - JUMPER Kasten (230L) 02/94→08/02										
 Seilzug, Feststellbremse										
1.9 D	50 - 51	02/94→04/02		→ S 16158427; Nutzlast [kg]: 1.000; Scheiben/Trommel; 	1	24.3727-0340.2	580340	L= 3.025		
				S 16194400→; → 03/02; Nutzlast [kg]: 1.000; Trommelbremse; 	1	24.3727-0343.2	580343	L= 2.827		
				S 16158428→ S 16194399; Nutzlast [kg]: 1.000; Scheiben/Trommel; 	1	24.3727-0344.2	580344	L= 2.806		
				S 16194400→; → 03/02; Nutzlast [kg]: 1.000; Scheibenbremse; 	1	24.3727-0348.2	580348	L= 2.715		
1.9 TD	66 - 68	03/94→04/02		→ S 16158427; Nutzlast ab [kg] 1.000 Nutzlast bis [kg] 1.400; Scheiben/Trommel; 	1	24.3727-0340.2	580340	L= 3.025		
				S 16194400→; → 03/02; Nutzlast ab [kg] 1.000 Nutzlast bis [kg] 1.400; Trommelbremse; 	1	24.3727-0343.2	580343	L= 2.827		
				S 16158428→ S 16194399; Nutzlast ab [kg] 1.000 Nutzlast bis [kg] 1.400; Scheiben/Trommel; 	1	24.3727-0344.2	580344	L= 2.806		
				S 16194400→; → 03/02; Nutzlast ab [kg] 1.000 Nutzlast bis [kg] 1.400; Scheibenbremse; 	1	24.3727-0348.2	580348	L= 2.715		
2.0	80	03/94→04/02		→ S 16158427; Nutzlast ab [kg] 1.000 Nutzlast bis [kg] 1.800; Scheiben/Trommel; 	1	24.3727-0340.2	580340	L= 3.025		
				S 16194400→; → 03/02; Nutzlast ab [kg] 1.000 Nutzlast bis [kg] 1.800; Trommelbremse; 	1	24.3727-0343.2	580343	L= 2.827		
				S 16158428→ S 16194399; Nutzlast ab [kg] 1.000 Nutzlast bis [kg] 1.800; Scheiben/Trommel; 	1	24.3727-0344.2	580344	L= 2.806		
				S 16194400→; → 03/02; Nutzlast ab [kg] 1.000 Nutzlast bis [kg] 1.800; Scheibenbremse; 	1	24.3727-0348.2	580348	L= 2.715		
2.0 HDi	62	11/01→04/02		→ 03/02; Nutzlast ab [kg] 1.000 Nutzlast bis [kg] 1.800; Trommelbremse; 	1	24.3727-0343.2	580343	L= 2.827		
				→ 03/02; Nutzlast ab [kg] 1.000 Nutzlast bis [kg] 1.800; Scheibenbremse; 	1	24.3727-0348.2	580348	L= 2.715		
2.5 D 2.5 TD 2.8 HDi	63 76 94	03/94→04/02 03/94→04/02 09/00→04/02		→ S 16158427; Nutzlast ab [kg] 1.400 Nutzlast bis [kg] 1.800; Scheiben/Trommel; 	1	24.3727-0340.2	580340	L= 3.025		
				S 16194400→; → 03/02; Nutzlast ab [kg] 1.400 Nutzlast bis [kg] 1.800; Trommelbremse; 	1	24.3727-0343.2	580343	L= 2.827		
				S 16158428→ S 16194399; Nutzlast ab [kg] 1.400 Nutzlast bis [kg] 1.800; Scheiben/Trommel; 	1	24.3727-0344.2	580344	L= 2.806		
				S 16194400→; → 03/02; Nutzlast ab [kg] 1.400 Nutzlast bis [kg] 1.800; Scheibenbremse; 	1	24.3727-0348.2	580348	L= 2.715		
2.5 TDi	79	12/96→11/00		→ S 16158427; Nutzlast ab [kg] 1.400 Nutzlast bis [kg] 1.800; Scheiben/Trommel; 	1	24.3727-0340.2	580340	L= 3.025		
				S 16194400→; Nutzlast ab [kg] 1.400 Nutzlast bis [kg] 1.800; Trommelbremse; 	1	24.3727-0343.2	580343	L= 2.827		
				S 16158428→ S 16194399; Nutzlast ab [kg] 1.400 Nutzlast bis [kg] 1.800; Scheiben/Trommel; 	1	24.3727-0344.2	580344	L= 2.806		
				S 16194400→; Nutzlast ab [kg] 1.400 Nutzlast bis [kg] 1.800; Scheibenbremse; 	1	24.3727-0348.2	580348	L= 2.715		
CITROËN - JUMPER Kasten (244) 04/02→										
 Radbremszylinder										
2.0 2.0 bivalent 2.0 HDi 2.2 HDi 2.8 HDi	81 81 62 74 94 - 107	04/02→ 02/03→ 04/02→ 04/02→ 04/02→		→ 03/06; Nutzlast ab [kg] 1.000 Nutzlast bis [kg] 1.400		24.3226-1702.3	020469	GG		
2.8 HDi 4x4	94	04/02→		→ 03/06; Nutzlast ab [kg] 1.000 Nutzlast bis [kg] 1.400		24.3226-1702.3	020469	GG		
				→ 03/06		24.3226-1702.3	020469	GG		
→										























	kw			 	! #		
CITROËN - JUMPER Kasten (244) 04/02→							
Zubehörsatz, Bremsbacken							
2.0 2.0 bivalent 2.0 HDi 2.2 HDi 2.8 HDi	81 81 62 74 94 - 107	04/02→ 02/03→ 04/02→ 04/02→ 04/02→	➡	→ 03/06; Nutzlast ab [kg] 1.000 Nutzlast bis [kg] 1.400		03.0137-9285.2 669285	AP
2.8 HDi 4x4	94	04/02→	➡	→ 03/06; Nutzlast ab [kg] 1.000 Nutzlast bis [kg] 1.400		03.0137-9285.2 669285	AP
			➡	→ 03/06		03.0137-9285.2 669285	AP
 Bremstrommel							
2.0 2.0 bivalent 2.0 HDi 2.2 HDi 2.8 HDi	81 81 62 74 94 - 107	04/02→ 02/03→ 04/02→ 04/02→ 04/02→	➡	→ 03/06; Nutzlast ab [kg] 1.000 Nutzlast bis [kg] 1.400		24.0225-4002.1 480048	Ø 298 x 64,4 / 255,6
2.8 HDi 4x4	94	04/02→	➡	→ 03/06; Nutzlast ab [kg] 1.000 Nutzlast bis [kg] 1.400		24.0225-4002.1 480048	Ø 298 x 64,4 / 255,6
			➡	→ 03/06		24.0225-4002.1 480048	Ø 298 x 64,4 / 255,6
 Bremsbackensatz							
2.0 2.0 bivalent 2.0 HDi 2.2 HDi 2.8 HDi	81 81 62 74 94 - 107	04/02→ 02/03→ 04/02→ 04/02→ 04/02→	➡	→ 03/06; Nutzlast ab [kg] 1.000 Nutzlast bis [kg] 1.400; nicht für Wohnmobile		03.0137-0432.2 650432 03.0520-0326.3 690326	AP Ø 254 x 57 + HEB AP Ø 254 x 57 + RZ / + Zub TopKit
2.8 HDi 4x4	94	04/02→	➡	→ 03/06; Nutzlast ab [kg] 1.000 Nutzlast bis [kg] 1.400; nicht für Wohnmobile		03.0137-0432.2 650432 03.0520-0326.3 690326	AP Ø 254 x 57 + HEB AP Ø 254 x 57 + RZ / + Zub TopKit
			➡	→ 03/06; nicht für Wohnmobile		03.0137-0432.2 650432 03.0520-0326.3 690326	AP Ø 254 x 57 + HEB AP Ø 254 x 57 + RZ / + Zub TopKit
 Bremsbackensatz, Feststellbremse							
2.0 2.0 bivalent 2.0 HDi 2.2 HDi 2.8 HDi	81 81 62 74 94 - 107	04/02→ 02/03→ 04/02→ 04/02→ 04/02→	➡	→ 03/06; Nutzlast ab [kg] 1.000 Nutzlast bis [kg] 1.800; mit Verstärkung		03.0137-4002.2 654002	Ø 172 x 42 + Zub
2.8 HDi 4x4	94	04/02→	➡	→ 03/06; mit Verstärkung		03.0137-4002.2 654002	Ø 172 x 42 + Zub
			➡	→ 03/06; Nutzlast ab [kg] 1.000 Nutzlast bis [kg] 1.800; mit Verstärkung		03.0137-4002.2 654002	Ø 172 x 42 + Zub
Zubehörsatz, Feststellbremsbacken							
2.0 2.0 bivalent 2.0 HDi 2.2 HDi 2.8 HDi	81 81 62 74 94 - 107	04/02→ 02/03→ 04/02→ 04/02→ 04/02→		→ 03/06; Nutzlast ab [kg] 1.000 Nutzlast bis [kg] 1.800		03.0137-9705.2 669705 03.0137-9706.2 669706	
2.8 HDi 4x4	94	04/02→		→ 03/06; Nutzlast ab [kg] 1.000 Nutzlast bis [kg] 1.800		03.0137-9705.2 669705 03.0137-9706.2 669706	
				→ 03/06		03.0137-9705.2 669705 03.0137-9706.2 669706	
 Seilzug, Feststellbremse							
2.0 2.0 HDi 2.2 HDi 2.8 HDi	81 62 74 94 - 107	04/02→ 04/02→ 04/02→ 04/02→		→ 03/06; Nutzlast ab [kg] 1.000 Nutzlast bis [kg] 1.800; Trommelbremse; ⚠	1	24.3727-0300.2 580300	L= 1.078
				→ S 17103012; Nutzlast ab [kg] 1.000 Nutzlast bis [kg] 1.800; Scheibenbremse; ⚠	1	24.3727-0300.2 580300	L= 1.078
				S 17103013→; → 03/06; für Linkslenker; Nutzlast ab [kg] 1.000 Nutzlast bis [kg] 1.800; Scheibenbremse; ⚠	1	24.3727-0300.2 580300	L= 1.078
				→ 03/06; Nutzlast ab [kg] 1.000 Nutzlast bis [kg] 1.800; Trommelbremse; ⚠	1	24.3727-0343.2 580343	L= 2.827
				→ S 17103012; Nutzlast ab [kg] 1.000 Nutzlast bis [kg] 1.800; Scheibenbremse; ⚠	1	24.3727-0348.2 580348	L= 2.715
→							













	kw					! #		
CITROËN - JUMPER Kasten (244) 04/02→								
 Seilzug, Feststellbremse								
2.8 HDi 4x4	94	04/02→			→ S 17103012; Nutzlast ab [kg] 1.000 Nutzlast bis [kg] 1.800; Scheibenbremse; ↓	1	24.3727-0348.2 580348	L= 2.715
					S 17103013→; → 03/06; Nutzlast ab [kg] 1.000 Nutzlast bis [kg] 1.800; Scheibenbremse; ↑	1	24.3727-0562.2 580562	L= 1.059
					→ S 17103012; Nutzlast ab [kg] 1.000 Nutzlast bis [kg] 1.800; Scheibenbremse; ↑	1	24.3727-0562.2 580562	L= 1.059
CITROËN - JUMPER Pritsche/Fahrgestell 04/06→								
 Bremsbackensatz, Feststellbremse								
2.0 BlueHDi 110	81	04/16→09/19	➔				03.0137-4004.2 654004	Ø 172 x 42 + Zub
2.0 BlueHDi 130	96	04/16→09/19						
2.0 BlueHDi 130 4x4	96	04/16→09/19						
2.0 BlueHDi 160	120	04/16→09/19						
2.0 BlueHDi 160 4x4	120	04/16→09/19						
2.2 BlueHDi 120	88	08/19→						
2.2 BlueHDi 140	103	08/19→						
2.2 BlueHDi 165	121	08/19→						
2.2 HDi 100	74	04/06→						
2.2 HDi 110	81	07/11→						
2.2 HDi 120	88	04/06→						
2.2 HDi 130	96	07/11→						
2.2 HDi 150	110	07/11→						
3.0 HDi 145	107	07/10→						
3.0 HDi 160	116	09/06→						
3.0 HDi 180	130	07/11→						
Zubehörsatz, Feststellbremsbacken								
2.0 BlueHDi 110	81	04/16→09/19	➔				03.0137-9705.2 669705	
2.0 BlueHDi 130	96	04/16→09/19					03.0137-9707.2 669707	
2.0 BlueHDi 130 4x4	96	04/16→09/19						
2.0 BlueHDi 160	120	04/16→09/19						
2.0 BlueHDi 160 4x4	120	04/16→09/19						
2.2 BlueHDi 120	88	08/19→						
2.2 BlueHDi 140	103	08/19→						
2.2 BlueHDi 165	121	08/19→						
2.2 HDi 100	74	04/06→						
2.2 HDi 110	81	07/11→						
2.2 HDi 120	88	04/06→						
2.2 HDi 130	96	07/11→						
2.2 HDi 150	110	07/11→						
3.0 HDi 145	107	07/10→						
3.0 HDi 160	116	09/06→						
3.0 HDi 180	130	07/11→						
CITROËN - JUMPER Pritsche/Fahrgestell (230) 03/94→04/02								
 Radbremszylinder								
1.9 TD	66 - 68	03/94→04/02	➔		→ 10/01; Nutzlast ab [kg] 1.000 Nutzlast bis [kg] 1.400		24.3225-1701.3 020399	GG
			➔		11/01→ 03/02; Nutzlast ab [kg] 1.000 Nutzlast bis [kg] 1.400		24.3226-1702.3 020469	GG
2.0	80	03/94→04/02	➔		→ 10/01; Nutzlast ab [kg] 1.000 Nutzlast bis [kg] 1.400		24.3225-1701.3 020399	GG
			➔		11/01→ 03/02; Nutzlast ab [kg] 1.000 Nutzlast bis [kg] 1.400		24.3226-1702.3 020469	GG
			➔		→ 10/01; Nutzlast [kg]: 1.800		24.3228-1701.3 020401	GG
2.5 D	63	03/94→04/02	➔		→ 10/01; Nutzlast [kg]: 1.400		24.3225-1701.3 020399	GG
2.5 D 4x4	63	03/00→04/02	➔		11/01→ 03/02; Nutzlast [kg]: 1.400		24.3226-1702.3 020469	GG
			➔		→ 10/01; Nutzlast [kg]: 1.800		24.3228-1701.3 020401	GG
2.5 TD	76	03/94→04/02	➔		→ 10/01; Nutzlast [kg]: 1.400		24.3226-1702.3 020469	GG
2.5 TDi	79	12/96→04/02	➔					
2.5 TDi 4x4	79	03/00→04/02	➔		11/01→ 03/02; Nutzlast [kg]: 1.400		24.3226-1702.3 020469	GG
2.8 HDi	94	09/00→04/02	➔		→ 10/01; Nutzlast [kg]: 1.800		24.3228-1701.3 020401	GG
2.8 D	64	01/99→02/02	➔		→ S 16206253; Nutzlast [kg]: 1.400		24.3225-1701.3 020399	GG
			➔				24.3226-1702.3 020469	GG
			➔		S 16204256→; Nutzlast [kg]: 1.400		24.3226-1702.3 020469	GG
			➔		→ S 16209999; Nutzlast [kg]: 1.800		24.3228-1701.3 020401	GG
Zubehörsatz, Bremsbacken								
1.9 TD	66 - 68	03/94→04/02	➔		→ 10/01; Nutzlast ab [kg] 1.000 Nutzlast bis [kg] 1.400		03.0137-9219.2 669219	TRW
→								






























	kw			 	! #		
CITROËN - JUMPER Pritsche/Fahrgestell (230) 03/94→04/02							
Zubehörsatz, Bremsbacken							
1.9 TD	66 - 68	03/94→04/02	➡	11/01→ 03/02; Nutzlast ab [kg] 1.000 Nutzlast bis [kg] 1.400; nicht für Wohnmobile		03.0137-9285.2 669285	AP
2.0		03/94→04/02	➡	→ 10/01; Nutzlast [kg]: 1.800		03.0137-9219.2 669219	TRW
			➡	→ 10/01; Nutzlast ab [kg] 1.000 Nutzlast bis [kg] 1.400		03.0137-9219.2 669219	TRW
			➡	11/01→ 03/02; Nutzlast ab [kg] 1.000 Nutzlast bis [kg] 1.400; nicht für Wohnmobile		03.0137-9285.2 669285	AP
2.5 D	63	03/94→04/02	➡	→ 10/01; Nutzlast [kg]: 1.800		03.0137-9219.2 669219	TRW
2.5 D 4x4	63	03/00→04/02	➡	→ 10/01; Nutzlast [kg]: 1.400		03.0137-9219.2 669219	TRW
2.5 TD	76	03/94→04/02	➡	→ 10/01; Nutzlast [kg]: 1.400		03.0137-9219.2 669219	TRW
2.5 TDi	79	12/96→04/02	➡	11/01→ 03/02; Nutzlast [kg]: 1.400; nicht für Wohnmobile		03.0137-9285.2 669285	AP
2.5 TDi 4x4	79	03/00→04/02	➡	11/01→ 03/02; Nutzlast [kg]: 1.400; nicht für Wohnmobile		03.0137-9285.2 669285	AP
2.8 HDi	94	09/00→04/02	➡	11/01→ 03/02; Nutzlast [kg]: 1.400; nicht für Wohnmobile		03.0137-9285.2 669285	AP
2.8 D	64	01/99→02/02	➡	→ S 16206253; Nutzlast [kg]: 1.400		03.0137-9219.2 669219	TRW
			➡	→ S 16209999; Nutzlast [kg]: 1.800		03.0137-9219.2 669219	TRW
			➡	S 16204256→; Nutzlast [kg]: 1.400; nicht für Wohnmobile		03.0137-9285.2 669285	AP
Bremstrommel							
1.9 TD	66 - 68	03/94→04/02	➡	→ 03/02; Nutzlast ab [kg] 1.000 Nutzlast bis [kg] 1.400		24.0225-4002.1 480048	Ø 298 x 64,4 / 255,6
2.0		03/94→04/02	➡	→ 03/02; Nutzlast ab [kg] 1.000 Nutzlast bis [kg] 1.400		24.0225-4002.1 480048	Ø 298 x 64,4 / 255,6
			➡	→ 10/01; Nutzlast [kg]: 1.800		24.0225-4005.1 480070	Ø 298 x 64,5 / 255,6
2.5 D	63	03/94→04/02	➡	→ 03/02; Nutzlast [kg]: 1.400		24.0225-4002.1 480048	Ø 298 x 64,4 / 255,6
2.5 D 4x4	63	03/00→04/02	➡	→ 10/01; Nutzlast [kg]: 1.800		24.0225-4005.1 480070	Ø 298 x 64,5 / 255,6
2.5 TD	76	03/94→04/02	➡	→ 10/01; Nutzlast [kg]: 1.800		24.0225-4005.1 480070	Ø 298 x 64,5 / 255,6
2.5 TDi	79	12/96→04/02	➡	→ 10/01; Nutzlast [kg]: 1.800		24.0225-4005.1 480070	Ø 298 x 64,5 / 255,6
2.5 TDi 4x4	79	03/00→04/02	➡	→ 10/01; Nutzlast [kg]: 1.800		24.0225-4005.1 480070	Ø 298 x 64,5 / 255,6
2.8 HDi	94	09/00→04/02	➡	→ 10/01; Nutzlast [kg]: 1.800		24.0225-4005.1 480070	Ø 298 x 64,5 / 255,6
2.8 D	64	01/99→02/02	➡	Nutzlast [kg]: 1.400		24.0225-4002.1 480048	Ø 298 x 64,4 / 255,6
			➡	→ S 16209999; Nutzlast [kg]: 1.800		24.0225-4005.1 480070	Ø 298 x 64,5 / 255,6
Bremsbackensatz							
1.9 TD	66 - 68	03/94→04/02	➡	→ 10/01; Nutzlast ab [kg] 1.000 Nutzlast bis [kg] 1.400; nicht für Wohnmobile		03.0137-0333.2 650333 03.0520-0925.3 690925	TRW Ø 254 x 57 + HEB TRW Ø 254 x 57 + RZ / + Zub TopKit
			➡	11/01→ 03/02; Nutzlast ab [kg] 1.000 Nutzlast bis [kg] 1.400; nicht für Wohnmobile		03.0137-0432.2 650432 03.0520-0326.3 690326	AP Ø 254 x 57 + HEB AP Ø 254 x 57 + RZ / + Zub TopKit
2.0		03/94→04/02	➡	→ 10/01; Nutzlast ab [kg] 1.000 Nutzlast bis [kg] 1.400; nicht für Wohnmobile		03.0137-0333.2 650333 03.0520-0925.3 690925	TRW Ø 254 x 57 + HEB TRW Ø 254 x 57 + RZ / + Zub TopKit
			➡	→ 10/01; Nutzlast [kg]: 1.800; nicht für Wohnmobile		03.0137-0334.2 650334 03.0520-0728.3 690728	TRW Ø 254 x 57 + HEB TRW Ø 254 x 57 + RZ / + Zub TopKit
			➡	11/01→ 03/02; Nutzlast ab [kg] 1.000 Nutzlast bis [kg] 1.400; nicht für Wohnmobile		03.0137-0432.2 650432 03.0520-0326.3 690326	AP Ø 254 x 57 + HEB AP Ø 254 x 57 + RZ / + Zub TopKit
2.5 D 2.5 D 4x4	63 63	03/94→04/02 03/00→04/02	➡	→ 10/01; Nutzlast [kg]: 1.400; nicht für Wohnmobile		03.0137-0333.2 650333 03.0520-0925.3 690925	TRW Ø 254 x 57 + HEB TRW Ø 254 x 57 + RZ / + Zub TopKit
			➡	→ 10/01; Nutzlast [kg]: 1.800; nicht für Wohnmobile		03.0137-0334.2 650334 03.0520-0728.3 690728	TRW Ø 254 x 57 + HEB TRW Ø 254 x 57 + RZ / + Zub TopKit
			➡	11/01→ 03/02; Nutzlast [kg]: 1.400; nicht für Wohnmobile		03.0137-0432.2 650432 03.0520-0326.3 690326	AP Ø 254 x 57 + HEB AP Ø 254 x 57 + RZ / + Zub TopKit
2.5 TD 2.5 TDi 2.5 TDi 4x4 2.8 HDi	76 79 79 94	03/94→04/02 12/96→04/02 03/00→04/02 09/00→04/02	➡	→ 10/01; Nutzlast [kg]: 1.400; nicht für Wohnmobile		03.0137-0333.2 650333 03.0520-0226.3 690226	TRW Ø 254 x 57 + HEB TRW Ø 254 x 57 + RZ / + Zub TopKit
			➡	→ 10/01; Nutzlast [kg]: 1.800; nicht für Wohnmobile		03.0137-0334.2 650334 03.0520-0728.3 690728	TRW Ø 254 x 57 + HEB TRW Ø 254 x 57 + RZ / + Zub TopKit
			➡	11/01→ 03/02; Nutzlast [kg]: 1.400; nicht für Wohnmobile		03.0137-0432.2 650432 03.0520-0326.3 690326	AP Ø 254 x 57 + HEB AP Ø 254 x 57 + RZ / + Zub TopKit
→							
























	kw					! #		
CITROËN - JUMPER Pritsche/Fahrgestell (230) 03/94 → 04/02								
 Bremsbackensatz								
2.8 D	64	01/99 → 02/02	➔	→ S 16206253; Nutzlast [kg]: 1.400; nicht für Wohnmobile		03.0137-0333.2 650333		TRW Ø 254 x 57 + HEB
					03.0520-0226.3 690226		TRW Ø 254 x 57 + RZ / + Zub TopKit	
					03.0520-0925.3 690925		TRW Ø 254 x 57 + RZ / + Zub TopKit	
			➔	→ S 16209999; nicht für Wohnmobile; Nutzlast [kg]: 1.800		03.0137-0334.2 650334		TRW Ø 254 x 57 + HEB
						03.0520-0728.3 690728		TRW Ø 254 x 57 + RZ / + Zub TopKit
			➔	S 16204256 →; Nutzlast [kg]: 1.400; nicht für Wohnmobile		03.0137-0432.2 650432		AP Ø 254 x 57 + HEB
						03.0520-0326.3 690326		AP Ø 254 x 57 + RZ / + Zub TopKit
 Seilzug, Feststellbremse								
1.9 TD	66 - 68	03/94 → 04/02		→ S 16158427; Nutzlast ab [kg] 1.000 Nutzlast bis [kg] 1.400; Scheiben/Trommel; 	1	24.3727-0340.2 580340		L= 3.025
				S 16194400 →; → 03/02; Nutzlast ab [kg] 1.000 Nutzlast bis [kg] 1.400; Trommelbremse; 	1	24.3727-0343.2 580343		L= 2.827
				S 16158428 → S 16194399; Nutzlast ab [kg] 1.000 Nutzlast bis [kg] 1.400; Scheiben/Trommel; 	1	24.3727-0344.2 580344		L= 2.806
				S 16194400 →; → 03/02; Nutzlast ab [kg] 1.000 Nutzlast bis [kg] 1.400; Scheibenbremse; 	1	24.3727-0348.2 580348		L= 2.715
2.0	80	03/94 → 04/02		→ S 16158427; Nutzlast ab [kg] 1.000 Nutzlast bis [kg] 1.800; Scheiben/Trommel; 	1	24.3727-0340.2 580340		L= 3.025
				S 16194400 →; → 03/02; Nutzlast ab [kg] 1.000 Nutzlast bis [kg] 1.800; Trommelbremse; 	1	24.3727-0343.2 580343		L= 2.827
				S 16158428 → S 16194399; Nutzlast ab [kg] 1.000 Nutzlast bis [kg] 1.800; Scheiben/Trommel; 	1	24.3727-0344.2 580344		L= 2.806
				S 16194400 →; → 03/02; Nutzlast ab [kg] 1.000 Nutzlast bis [kg] 1.800; Scheibenbremse; 	1	24.3727-0348.2 580348		L= 2.715
2.5 D 2.5 TD 2.5 TDi 2.8 HDi	63 76 79 94	03/94 → 04/02 03/94 → 04/02 12/96 → 04/02 09/00 → 04/02		→ S 16158427; Nutzlast ab [kg] 1.400 Nutzlast bis [kg] 1.800; Scheiben/Trommel; 	1	24.3727-0340.2 580340		L= 3.025
				S 16194400 →; → 03/02; Nutzlast ab [kg] 1.400 Nutzlast bis [kg] 1.800; Trommelbremse; 	1	24.3727-0343.2 580343		L= 2.827
				S 16158428 → S 16194399; Nutzlast ab [kg] 1.400 Nutzlast bis [kg] 1.800; Scheiben/Trommel; 	1	24.3727-0344.2 580344		L= 2.806
				S 16194400 →; → 03/02; Nutzlast ab [kg] 1.400 Nutzlast bis [kg] 1.800; Scheibenbremse; 	1	24.3727-0348.2 580348		L= 2.715
2.8 D	64	01/99 → 02/02		→ S 16158427; Nutzlast ab [kg] 1.400 Nutzlast bis [kg] 1.800; Scheiben/Trommel; 	1	24.3727-0340.2 580340		L= 3.025
				S 16194400 →; Nutzlast ab [kg] 1.400 Nutzlast bis [kg] 1.800; Trommelbremse; 	1	24.3727-0343.2 580343		L= 2.827
				S 16158428 → S 16194399; Nutzlast ab [kg] 1.400 Nutzlast bis [kg] 1.800; Scheiben/Trommel; 	1	24.3727-0344.2 580344		L= 2.806
				S 16194400 →; Nutzlast ab [kg] 1.400 Nutzlast bis [kg] 1.800; Scheibenbremse; 	1	24.3727-0348.2 580348		L= 2.715
CITROËN - JUMPER Pritsche/Fahrgestell (244) 02/02 →								
 Radbremszylinder								
2.0 HDi 2.2 HDi 2.8 HDi	62 74 94 - 107	04/02 → 04/02 → 04/02 →	➔	→ 03/06; Nutzlast ab [kg] 1.000 Nutzlast bis [kg] 1.400		24.3226-1702.3 020469		GG
2.2 HDi	74	02/02 → 06/06	➔	04/02 → 03/06; Nutzlast ab [kg] 1.000 Nutzlast bis [kg] 1.400		24.3226-1702.3 020469		GG
2.8 HDi 4x4 →	94	02/02 → 06/06	➔	04/02 → 03/06		24.3226-1702.3 020469		GG





















	kw				! #		
CITROËN - JUMPER Pritsche/Fahrgestell (244) 02/02 →							
Zubehörsatz, Bremsbacken							
2.0 HDi 2.2 HDi 2.8 HDi	62 74 94 - 107	04/02 → 04/02 → 04/02 →	➡	→ 03/06; Nutzlast ab [kg] 1.000 Nutzlast bis [kg] 1.400		03.0137-9285.2 669285	AP
2.2 HDi	74	02/02 → 06/06	➡	04/02 → 03/06; Nutzlast ab [kg] 1.000 Nutzlast bis [kg] 1.400		03.0137-9285.2 669285	AP
2.8 HDi 4x4	94	02/02 → 06/06	➡	04/02 → 03/06		03.0137-9285.2 669285	AP
 Bremstrommel							
2.0 HDi 2.2 HDi 2.8 HDi	62 74 94 - 107	04/02 → 04/02 → 04/02 →	➡	→ 03/06; Nutzlast ab [kg] 1.000 Nutzlast bis [kg] 1.400		24.0225-4002.1 480048	Ø 298 x 64,4 / 255,6
2.2 HDi	74	02/02 → 06/06	➡	04/02 → 03/06; Nutzlast ab [kg] 1.000 Nutzlast bis [kg] 1.400		24.0225-4002.1 480048	Ø 298 x 64,4 / 255,6
2.8 HDi 4x4	94	02/02 → 06/06	➡	04/02 → 03/06		24.0225-4002.1 480048	Ø 298 x 64,4 / 255,6
 Bremsbackensatz							
2.0 HDi 2.2 HDi 2.8 HDi	62 74 94 - 107	04/02 → 04/02 → 04/02 →	➡	→ 03/06; Nutzlast ab [kg] 1.000 Nutzlast bis [kg] 1.400; nicht für Wohnmobile		03.0137-0432.2 650432 03.0520-0326.3 690326	AP Ø 254 x 57 + HEB AP Ø 254 x 57 + RZ / + Zub TopKit
2.2 HDi	74	02/02 → 06/06	➡	04/02 → 03/06; Nutzlast ab [kg] 1.000 Nutzlast bis [kg] 1.400; nicht für Wohnmobile		03.0137-0432.2 650432 03.0520-0326.3 690326	AP Ø 254 x 57 + HEB AP Ø 254 x 57 + RZ / + Zub TopKit
2.8 HDi 4x4	94	02/02 → 06/06	➡	04/02 → 03/06; nicht für Wohnmobile		03.0137-0432.2 650432 03.0520-0326.3 690326	AP Ø 254 x 57 + HEB AP Ø 254 x 57 + RZ / + Zub TopKit
 Bremsbackensatz, Feststellbremse							
2.0 HDi 2.2 HDi 2.8 HDi	62 74 94 - 107	04/02 → 04/02 → 04/02 →	➡	→ 03/06; Nutzlast ab [kg] 1.000 Nutzlast bis [kg] 1.800; mit Verstärkung		03.0137-4002.2 654002	Ø 172 x 42 + Zub
2.2 HDi	74	02/02 → 06/06	➡	04/02 → 03/06; Nutzlast ab [kg] 1.000 Nutzlast bis [kg] 1.800; mit Verstärkung		03.0137-4002.2 654002	Ø 172 x 42 + Zub
2.8 HDi 4x4	94	02/02 → 06/06	➡	04/02 → 03/06; mit Verstärkung		03.0137-4002.2 654002	Ø 172 x 42 + Zub
Zubehörsatz, Feststellbremsbacken							
2.0 HDi 2.2 HDi 2.8 HDi	62 74 94 - 107	04/02 → 04/02 → 04/02 →		→ 03/06; Nutzlast ab [kg] 1.000 Nutzlast bis [kg] 1.800		03.0137-9705.2 669705 03.0137-9706.2 669706	
2.2 HDi	74	02/02 → 06/06		04/02 → 03/06; Nutzlast ab [kg] 1.000 Nutzlast bis [kg] 1.800		03.0137-9705.2 669705 03.0137-9706.2 669706	
2.8 HDi 4x4	94	02/02 → 06/06		04/02 → 03/06		03.0137-9705.2 669705 03.0137-9706.2 669706	
 Seilzug, Feststellbremse							
2.0 HDi 2.2 HDi 2.8 HDi	62 74 94 - 107	04/02 → 04/02 → 04/02 →		→ 03/06; Nutzlast ab [kg] 1.000 Nutzlast bis [kg] 1.800; Trommelbremse; ⬆	1	24.3727-0300.2 580300	L= 1.078
				→ S 17103012; Nutzlast ab [kg] 1.000 Nutzlast bis [kg] 1.800; Scheibenbremse; ⬆	1	24.3727-0300.2 580300	L= 1.078
				S 17103013 →; → 03/06; für Linkslenker; Nutzlast ab [kg] 1.000 Nutzlast bis [kg] 1.800; Scheibenbremse; ⬆	1	24.3727-0300.2 580300	L= 1.078
				→ 03/06; Nutzlast ab [kg] 1.000 Nutzlast bis [kg] 1.800; Trommelbremse; ⬇	1	24.3727-0343.2 580343	L= 2.827
				→ S 17103012; Nutzlast ab [kg] 1.000 Nutzlast bis [kg] 1.800; Scheibenbremse; ⬇	1	24.3727-0348.2 580348	L= 2.715
2.2 HDi	74	02/02 → 06/06		04/02 → 03/06; Nutzlast ab [kg] 1.000 Nutzlast bis [kg] 1.800; Trommelbremse; ⬆	1	24.3727-0300.2 580300	L= 1.078
				04/02 →; → S 17103012; Nutzlast ab [kg] 1.000 Nutzlast bis [kg] 1.800; Scheibenbremse; ⬆	1	24.3727-0300.2 580300	L= 1.078
				S 17103013 →; → 03/06; für Linkslenker; Nutzlast ab [kg] 1.000 Nutzlast bis [kg] 1.800; Scheibenbremse; ⬆	1	24.3727-0300.2 580300	L= 1.078
→							





















	kw					! #		
CITROËN - JUMPER Pritsche/Fahrgestell (244) 02/02 →								
 Seilzug, Feststellbremse								
2.2 HDi	74	02/02→06/06		04/02→ 03/06; Nutzlast ab [kg] 1.000 Nutzlast bis [kg] 1.800; Trommelbremse; 	1	24.3727-0343.2	580343	L= 2.827
				04/02→; → S 17103012; Nutzlast ab [kg] 1.000 Nutzlast bis [kg] 1.800; Scheibenbremse; 	1	24.3727-0348.2	580348	L= 2.715
2.8 HDi 4x4	94	02/02→06/06		04/02→; → S 17103012; Nutzlast ab [kg] 1.000 Nutzlast bis [kg] 1.800; Scheibenbremse; 	1	24.3727-0348.2	580348	L= 2.715
				04/02→; → S 17103012; Nutzlast ab [kg] 1.000 Nutzlast bis [kg] 1.800; Scheibenbremse; 	1	24.3727-0562.2	580562	L= 1.059
				S 17103013→; → 03/06; Nutzlast ab [kg] 1.000 Nutzlast bis [kg] 1.800; Scheibenbremse; 	1	24.3727-0562.2	580562	L= 1.059
CITROËN - JUMPY (U6U_) 06/94→12/06								
 Radbremszylinder								
1.6	58	10/95→08/00	➔			24.3219-1704.3	020374	GG
1.9 D	51	10/95→08/98						
1.9 D 70	51	04/98→11/03						
1.9 TD	66 - 68	10/95→11/03						
2.0	100	04/00→12/06						
2.0 HDi 110	80	03/00→10/06						
2.0 HDi 95	69	10/99→10/06						
2.0 i 16V	102	03/00→10/06						
Zubehörsatz, Bremsbacken								
1.6	58	10/95→08/00	➔			03.0137-9208.2	669208	
1.9 D	51	10/95→08/98						
1.9 D 70	51	04/98→11/03						
1.9 TD	66 - 68	10/95→11/03						
2.0	100	04/00→12/06						
2.0 HDi 110	80	03/00→10/06						
2.0 HDi 95	69	10/99→10/06						
2.0 i 16V	102	03/00→10/06						
 Bremstrommel								
1.6	58	10/95→08/00	➔			24.0225-5003.1	480066	Ø 298 x 67 / 256
1.9 D	51	10/95→08/98						
1.9 D 70	51	04/98→11/03						
1.9 TD	66 - 68	10/95→11/03						
2.0	100	04/00→12/06						
2.0 HDi 110	80	03/00→10/06						
2.0 HDi 95	69	10/99→10/06						
2.0 i 16V	102	03/00→10/06						
 Bremsbackensatz								
1.6	58	10/95→08/00	➔			03.0137-0314.2	650314	Ø 255 x 61
1.9 D	51	10/95→08/98				03.0520-2619.3	692619	BDX Ø 255 x 61 + RZ / + Zub TopKit
1.9 D 70	51	04/98→11/03						
1.9 TD	66 - 68	10/95→11/03				03.0525-0029.3	EQ0029	BDX Ø 255 x 61 - RZ / + Zub Easy Quick
2.0	100	04/00→12/06						
2.0 HDi 110	80	03/00→10/06						
2.0 HDi 95	69	10/99→10/06						
2.0 i 16V	102	03/00→10/06						
 Seilzug, Feststellbremse								
1.6	58	10/95→08/00		nicht für verlängerten Radstand; Trommelbremse; 	1	24.3727-0336.2	580336	L= 500
1.9 D	51	10/95→08/98						
1.9 D 70	51	04/98→11/03		für verlängerten Radstand; Trommelbremse; 	1	24.3727-0341.2	580341	L= 900
1.9 TD	66 - 68	10/95→11/03						
2.0	100	04/00→12/06		für Linkslenker; Trommelbremse; 		24.3727-0531.2	580531	L= 2.286
2.0 HDi 110	80	03/00→10/06		Trommelbremse; 		24.3727-0532.2	580532	L= 1.063
2.0 HDi 95	69	10/99→10/06						
2.0 i 16V	102	03/00→10/06						
CITROËN - JUMPY (VF7) 01/07→03/16								
 Radbremszylinder								
1.6 HDi 90 16V	66	01/07→03/16	➔			24.3222-1726.3	020518	TRW ALU
1.6 HDi 90 8V	66	01/07→03/16						













	kw				! #		
CITROËN - JUMPY (VF7) 01/07→03/16							
Zubehörsatz, Bremsbacken							
1.6 HDi 90 16V	66	01/07→03/16	➔			03.0137-9219.2 669219	TRW
1.6 HDi 90 8V	66	01/07→03/16					
 Bremsbackensatz							
1.6 HDi 90 16V	66	01/07→03/16	➔	nicht für Wohnmobile		03.0137-0334.2 650334	TRW Ø 254 x 57 + HEB
1.6 HDi 90 8V	66	01/07→03/16				03.0520-7122.3 697122	TRW Ø 254 x 57 + RZ / + Zub TopKit
CITROËN - JUMPY Kasten 01/07→03/16							
 Radbremszylinder							
1.6 HDi 90 16V	66	01/07→03/16	➔			24.3222-1726.3 020518	TRW ALU
1.6 HDi 90 8V	66	01/07→03/16					
Zubehörsatz, Bremsbacken							
1.6 HDi 90 16V	66	01/07→03/16	➔			03.0137-9219.2 669219	TRW
1.6 HDi 90 8V	66	01/07→03/16					
 Bremsbackensatz							
1.6 HDi 90 16V	66	01/07→03/16	➔	nicht für Wohnmobile		03.0137-0334.2 650334	TRW Ø 254 x 57 + HEB
1.6 HDi 90 8V	66	01/07→03/16				03.0520-7122.3 697122	TRW Ø 254 x 57 + RZ / + Zub TopKit
CITROËN - JUMPY Kasten (BS_, BT_, BY_, BZ_) 06/94→10/06							
 Radbremszylinder							
1.6 i	58	10/95→08/00	➔			24.3219-1704.3 020374	GG
1.9 D	51	10/95→08/98					
1.9 D 70	51	04/98→10/06					
1.9 DT	65	10/95→08/00					
1.9 TD	66	10/95→08/00					
2.0	100	04/00→10/06					
2.0 HDi 110	80	01/02→10/06					
2.0 HDi 95	69	10/99→10/06					
2.0 i 16V	102	03/00→10/06					
2.0 HDi 110	80	10/01→10/06	➔	01/02→		24.3219-1704.3 020374	GG
Zubehörsatz, Bremsbacken							
1.6 i	58	10/95→08/00	➔			03.0137-9208.2 669208	
1.9 D	51	10/95→08/98					
1.9 D 70	51	04/98→10/06					
1.9 DT	65	10/95→08/00					
1.9 TD	66	10/95→08/00					
2.0	100	04/00→10/06					
2.0 HDi 110	80	01/02→10/06					
2.0 HDi 95	69	10/99→10/06					
2.0 i 16V	102	03/00→10/06					
2.0 HDi 110	80	10/01→10/06	➔	01/02→		03.0137-9208.2 669208	
 Bremstrommel							
1.6 i	58	10/95→08/00	➔			24.0225-5003.1 480066	Ø 298 x 67 / 256
1.9 D	51	10/95→08/98					
1.9 D 70	51	04/98→10/06					
1.9 DT	65	10/95→08/00					
1.9 TD	66	10/95→08/00					
2.0	100	04/00→10/06					
2.0 HDi 110	80	01/02→10/06					
2.0 HDi 95	69	10/99→10/06					
2.0 i 16V	102	03/00→10/06					
2.0 HDi 110	80	10/01→10/06	➔	01/02→		24.0225-5003.1 480066	Ø 298 x 67 / 256
 Bremsbackensatz							
1.6 i	58	10/95→08/00	➔			03.0137-0314.2 650314	Ø 255 x 61
1.9 D	51	10/95→08/98				03.0520-2619.3 692619	BDX Ø 255 x 61 + RZ / + Zub TopKit
1.9 D 70	51	04/98→10/06					
1.9 DT	65	10/95→08/00				03.0525-0029.3 EQ0029	BDX Ø 255 x 61 - RZ / + Zub Easy Quick
1.9 TD	66	10/95→08/00					
2.0	100	04/00→10/06					
2.0 HDi 110	80	01/02→10/06					
2.0 HDi 95	69	10/99→10/06					
2.0 i 16V	102	03/00→10/06					
2.0 HDi 110	80	10/01→10/06	➔	01/02→		03.0137-0314.2 650314	Ø 255 x 61
						03.0520-2619.3 692619	BDX Ø 255 x 61 + RZ / + Zub TopKit
						03.0525-0029.3 EQ0029	BDX Ø 255 x 61 - RZ / + Zub Easy Quick












	kw					! #		
CITROËN - JUMPY Kasten (BS_, BT_, BY_, BZ_) 06/94→10/06								
 Seilzug, Feststellbremse								
1.6 i 1.9 D 70 1.9 DT 1.9 TD 2.0 2.0 HDi 110 2.0 HDi 95 2.0 i 16V	58 51 65 66 100 80 69 102	10/95→08/00 04/98→10/06 10/95→08/00 10/95→08/00 04/00→10/06 01/02→10/06 10/99→10/06 03/00→10/06		für Linkslenker; nicht für verlängerten Radstand; Trommelbremse; 	1	24.3727-0336.2	580336	L= 500
				für Rechtslenker; nicht für verlängerten Radstand; Trommelbremse; 	1	24.3727-0336.2	580336	L= 500
				Nutzlast [kg]: 900; für verlängerten Radstand; Trommelbremse; 	1	24.3727-0341.2	580341	L= 900
				für Linkslenker; Trommelbremse; 		24.3727-0531.2	580531	L= 2.286
				Trommelbremse; 		24.3727-0532.2	580532	L= 1.063
1.9 D	51	10/95→08/98		für Linkslenker; nicht für verlängerten Radstand; Trommelbremse; 	1	24.3727-0336.2	580336	L= 500
				für Rechtslenker; nicht für verlängerten Radstand; Trommelbremse; 	1	24.3727-0336.2	580336	L= 500
				für Linkslenker; Nutzlast [kg]: 900; für verlängerten Radstand; Trommelbremse; 	1	24.3727-0341.2	580341	L= 900
				für Rechtslenker; Nutzlast [kg]: 900; für verlängerten Radstand; Trommelbremse; 	1	24.3727-0341.2	580341	L= 900
				für Linkslenker; Trommelbremse; 		24.3727-0531.2	580531	L= 2.286
				für Linkslenker; Trommelbremse; 		24.3727-0532.2	580532	L= 1.063
				für Rechtslenker; Trommelbremse; 		24.3727-0532.2	580532	L= 1.063
2.0 HDi 110	80	10/01→10/06		01/02→; für Rechtslenker; nicht für verlängerten Radstand; Trommelbremse; 	1	24.3727-0336.2	580336	L= 500
				01/02→; für Linkslenker; nicht für verlängerten Radstand; Trommelbremse; 	1	24.3727-0336.2	580336	L= 500
				01/02→; Nutzlast [kg]: 900; für verlängerten Radstand; Trommelbremse; 	1	24.3727-0341.2	580341	L= 900
				01/02→; für Linkslenker; Trommelbremse; 		24.3727-0531.2	580531	L= 2.286
				01/02→; Trommelbremse; 		24.3727-0532.2	580532	L= 1.063
CITROËN - JUMPY Pritsche/Fahrgestell 11/06→								
 Radbremszylinder								
1.6 HDi 90 16V 1.6 HDi 90 8V	66 66	06/07→03/16 06/07→03/16	➔			24.3222-1726.3	020518	TRW ALU
Zubehörsatz, Bremsbacken								
1.6 HDi 90 16V 1.6 HDi 90 8V	66 66	06/07→03/16 06/07→03/16	➔			03.0137-9219.2	669219	TRW
 Bremsbackensatz								
1.6 HDi 90 16V 1.6 HDi 90 8V	66 66	06/07→03/16 06/07→03/16	➔	nicht für Wohnmobile		03.0137-0334.2 03.0520-7122.3	650334 697122	TRW Ø 254 x 57 + HEB TRW Ø 254 x 57 + RZ / + Zub TopKit
CITROËN - JUMPY Pritsche/Fahrgestell (BU_, BV_, BW_, BX_) 10/99→10/06								
 Radbremszylinder								
1.9 TD 2.0 2.0 HDi 110 2.0 HDi 110 16V 2.0 HDi 95	51 - 68 100 80 80 69	10/99→10/06 12/03→10/06 12/03→10/06 12/03→10/06 10/99→10/06	➔			24.3219-1704.3	020374	GG
Zubehörsatz, Bremsbacken								
1.9 TD 2.0 2.0 HDi 110 2.0 HDi 110 16V 2.0 HDi 95	51 - 68 100 80 80 69	10/99→10/06 12/03→10/06 12/03→10/06 12/03→10/06 10/99→10/06	➔			03.0137-9208.2	669208	
 Bremstrommel								
1.9 TD ➔	51 - 68	10/99→10/06	➔			24.0225-5003.1	480066	Ø 298 x 67 / 256













	kw					! #		
CITROËN - JUMPY Pritsche/Fahrgestell (BU_, BV_, BW_, BX_) 10/99→10/06								
 Bremstrommel								
2.0 2.0 HDi 110 2.0 HDi 110 16V 2.0 HDi 95	100 80 80 69	12/03→10/06 12/03→10/06 12/03→10/06 10/99→10/06	➔			24.0225-5003.1	480066	Ø 298 x 67 / 256
 Bremsbackensatz								
1.9 TD 2.0 2.0 HDi 110 2.0 HDi 110 16V 2.0 HDi 95	51 - 68 100 80 80 69	10/99→10/06 12/03→10/06 12/03→10/06 12/03→10/06 10/99→10/06	➔			03.0137-0314.2 03.0520-2619.3 03.0525-0029.3	650314 692619 EQ0029	Ø 255 x 61 BDX Ø 255 x 61 + RZ / + Zub TopKit BDX Ø 255 x 61 - RZ / + Zub Easy Quick
 Seilzug, Feststellbremse								
1.9 TD	51	11/00→10/06		für Rechtslenker; nicht für verlängerten Radstand; Trommelbremse; 	1	24.3727-0336.2	580336	L= 500
				für Linkslenker; nicht für verlängerten Radstand; Trommelbremse; 	1	24.3727-0336.2	580336	L= 500
				Nutzlast [kg]: 900; für verlängerten Radstand; Trommelbremse; 	1	24.3727-0341.2	580341	L= 900
				für Linkslenker; Trommelbremse; 		24.3727-0531.2	580531	L= 2.286
				Trommelbremse; 		24.3727-0532.2	580532	L= 1.063
1.9 TD 2.0 2.0 HDi 110 2.0 HDi 110 16V 2.0 HDi 95	68 100 80 80 69	10/99→10/06 12/03→10/06 12/03→10/06 12/03→10/06 10/99→10/06		nicht für verlängerten Radstand; Trommelbremse; 	1	24.3727-0336.2	580336	L= 500
				für verlängerten Radstand; Trommelbremse; 	1	24.3727-0341.2	580341	L= 900
				für Linkslenker; Trommelbremse; 		24.3727-0531.2	580531	L= 2.286
				Trommelbremse; 		24.3727-0532.2	580532	L= 1.063
CITROËN - NEMO Großraumlimousine 04/09→								
 Radbremszylinder								
1.3 HDi 75 1.3 HDi 80 1.4 1.4 HDi	55 59 54 50	10/10→ 10/15→ 04/09→ 04/09→	➔		2	24.3220-1728.3	020509	ALU
Zubehörsatz, Bremsbacken								
1.3 HDi 75 1.3 HDi 80	55 59	10/10→ 10/15→	➔			03.0137-9309.2	669309	AP
1.4	54	04/09→	➔			03.0137-9310.2	669310	AP
1.4 HDi	50	04/09→	➔	→ 09/10		03.0137-9309.2	669309	AP
			➔	10/10→		03.0137-9310.2	669310	AP
 Bremstrommel								
1.4	54	04/09→	➔			24.0220-2001.1	480307	Ø 249,5 x 48,5 / 204,7
 Bremsbackensatz								
1.3 HDi 75	55	10/10→	➔			03.0137-0493.2 03.0521-0120.3	650493 690120	AP Ø 228 x 42 + HEB AP Ø 228 x 42 + RZ / + Zub TopKit
1.3 HDi 80	59	10/15→	➔			03.0137-0493.2	650493	AP Ø 228 x 42 + HEB
1.4	54	04/09→	➔			03.0137-0479.2 03.0520-9220.3	650479 699220	AP Ø 203 x 38 + HEB AP Ø 203 x 38 + RZ / + Zub TopKit
1.4 HDi	50	04/09→	➔	10/10→		03.0137-0479.2 03.0520-9220.3	650479 699220	AP Ø 203 x 38 + HEB AP Ø 203 x 38 + RZ / + Zub TopKit
			➔	→ 09/10		03.0137-0493.2 03.0521-0120.3	650493 690120	AP Ø 228 x 42 + HEB AP Ø 228 x 42 + RZ / + Zub TopKit
CITROËN - NEMO Kasten/Großraumlimousine (AA_) 02/08→								
 Radbremszylinder								
1.3 BlueHDi 80 1.3 HDi 75 1.4 1.4 HDi ➔	59 55 54 50	02/16→ 10/10→ 02/08→ 02/08→	➔			24.3220-1728.3	020509	ALU








	kw				! #		
CITROËN - NEMO Kasten/Großraumlimousine (AA_) 02/08→							
Zubehörsatz, Bremsbacken							
1.3 BlueHdI 80	59	02/16→	➔			03.0137-9309.2 669309	AP
1.3 HdI 75	55	10/10→	➔				
1.4	54	02/08→	➔			03.0137-9310.2 669310	AP
1.4 HdI	50	02/08→	➔	→ 09/10		03.0137-9309.2 669309	AP
			➔	10/10→		03.0137-9310.2 669310	AP
 Bremstrommel							
1.4	54	02/08→	➔			24.0220-2001.1 480307	Ø 249,5 x 48,5 / 204,7
 Bremsbackensatz							
1.3 BlueHdI 80	59	02/16→	➔			03.0137-0493.2 650493	AP Ø 228 x 42 + HEB
1.3 HdI 75	55	10/10→	➔			03.0137-0493.2 650493	AP Ø 228 x 42 + HEB
						03.0521-0120.3 690120	AP Ø 228 x 42 + RZ / + Zub TopKit
1.4	54	02/08→	➔			03.0137-0479.2 650479	AP Ø 203 x 38 + HEB
						03.0520-9220.3 699220	AP Ø 203 x 38 + RZ / + Zub TopKit
1.4 HdI	50	02/08→	➔	10/10→		03.0137-0479.2 650479	AP Ø 203 x 38 + HEB
						03.0520-9220.3 699220	AP Ø 203 x 38 + RZ / + Zub TopKit
						➔	→ 09/10
						03.0521-0120.3 690120	AP Ø 228 x 42 + RZ / + Zub TopKit
CITROËN - SAXO (S0, S1) 02/96→04/04							
 Radbremszylinder							
1.0 X	33 - 37	05/96→06/03	➔	- ABS; Felge Lochzahl: 3; 		24.3219-1603.3 020200	GG
1.1 BiFuel	44	07/00→06/03	➔	- ABS; Felge Lochzahl: 3; 		24.3219-1604.3 020201	GG
1.1 X	40 - 44	05/96→09/03	➔	- ABS; Felge Lochzahl: 4; 		24.3219-1609.3 020319	GG
SX	40 - 44	05/96→09/03	➔	- ABS; Felge Lochzahl: 4; 		24.3219-1610.3 020320	GG
			➔	→Orga 08095; + ABS	2	24.3220-1711.3 020409	TRW GG
			➔	Orga 08096→; + ABS	2	24.3220-1717.3 020430	TRW ALU
1.4 VTS	55	05/96→06/03	➔	- ABS; 		24.3219-1609.3 020319	GG
1.5 D	40 - 43	09/96→04/04	➔	- ABS; 		24.3219-1610.3 020320	GG
			➔	→Orga 08095; + ABS	2	24.3220-1711.3 020409	TRW GG
1.6 VTR	66	02/96→06/03	➔	→Orga 08095; + ABS	2	24.3220-1711.3 020409	TRW GG
1.6 VTL	65	05/96→06/03	➔	Orga 08096→; + ABS	2	24.3220-1717.3 020430	TRW ALU
Electric	20	11/96→06/03	➔	- ABS; Felge Lochzahl: 3; 		24.3219-1603.3 020200	GG
			➔	- ABS; Felge Lochzahl: 3; 		24.3219-1604.3 020201	GG
			➔	- ABS; Felge Lochzahl: 4; 		24.3219-1609.3 020319	GG
			➔	- ABS; Felge Lochzahl: 4; 		24.3219-1610.3 020320	GG
			➔	→Orga 08095; + ABS		24.3220-1711.3 020409	TRW GG
			➔	Orga 08096→; + ABS		24.3220-1717.3 020430	TRW ALU
Zubehörsatz, Bremsbacken							
1.0 X	33 - 37	05/96→06/03	➔	- ABS; Felge Lochzahl: 4		03.0137-9055.2 669055	BDX
1.1 BiFuel	44	07/00→06/03	➔	- ABS; Felge Lochzahl: 3		03.0137-9079.2 669079	
1.1 X	40 - 44	05/96→09/03	➔	+ ABS		03.0137-9158.2 669158	TRW
SX	40 - 44	05/96→09/03	➔				
Electric	20	11/96→06/03	➔				
1.4 VTS	55	05/96→06/03	➔	- ABS		03.0137-9055.2 669055	BDX
1.5 D	40 - 43	09/96→04/04	➔	+ ABS		03.0137-9158.2 669158	TRW
			➔				
1.6 VTR	66	02/96→06/03	➔				
1.6 VTL	65	05/96→06/03	➔				
	65	05/96→06/03	➔				
 Bremstrommel							
1.0 X	33 - 37	05/96→06/03	➔	- ABS; Felge Lochzahl: 3		24.0216-5001.1 480001	Ø 201 x 38,5 / 166 - RLG
1.1 BiFuel	44	07/00→06/03	➔			24.0216-5701.2 480212	Ø 201 x 38,5 / 166 + RLG
1.1 X	40 - 44	05/96→09/03	➔	- ABS; Felge Lochzahl: 4		24.0218-0020.1 480074	Ø 212 x 46 / 181 - RLG / - ABS Ring
→							

	kW					! #		
CITROËN - SAXO (S0, S1) 02/96→04/04								
 Bremstrommel								
SX	40 - 44	05/96→09/03	➡	- ABS; Felge Lochzahl: 4		24.0218-0720.2	480205	Ø 212 x 46 / 181 + RLG / - ABS Ring
Electric	20	11/96→06/03	➡	+ ABS		24.0220-3013.1	480089	Ø 247 x 46,5 / 204,5 - RLG / - ABS Ring
1.4 VTS	55	05/96→06/03	➡	- ABS		24.0218-0020.1	480074	Ø 212 x 46 / 181 - RLG / - ABS Ring
1.5 D	40 - 43	09/96→04/04						
1.6 VTR	66	02/96→06/03				24.0218-0720.2	480205	Ø 212 x 46 / 181 + RLG / - ABS Ring
1.6 VTL	65	05/96→06/03	➡	+ ABS		24.0220-3013.1	480089	Ø 247 x 46,5 / 204,5 - RLG / - ABS Ring
65	65	05/96→06/03	➡	+ ABS		24.0220-3013.1	480089	Ø 247 x 46,5 / 204,5 - RLG / - ABS Ring
 Bremsbackensatz								
1.0 X	33 - 37	05/96→06/03	➡	- ABS; Felge Lochzahl: 3		03.0137-0195.2	650195	Ø 164 x 32
1.1 BiFuel	44	07/00→06/03				03.0520-0519.3	690519	BDX Ø 164 x 32 + RZ / + Zub TopKit
1.1 X	40 - 44	05/96→09/03				03.0525-0002.3	EQ0002	BDX Ø 164 x 32 - RZ / + Zub Easy Quick
SX	40 - 44	05/96→09/03						
Electric	20	11/96→06/03	➡	- ABS; Felge Lochzahl: 4		03.0137-0196.2	650196	BDX Ø 180 x 32
						03.0420-1619.3	681619	BDX Ø 180 x 32 + RZ / + Zub Kit
						03.0520-1619.3	691619	BDX Ø 180 x 32 + RZ / + Zub TopKit
						03.0525-0003.3	EQ0003	BDX Ø 180 x 32 - RZ / + Zub Easy Quick
			➡	+ ABS		03.0137-0312.2	650312	TRW Ø 203 x 38
			➡	→Orga 08095; + ABS		03.0520-5720.3	695720	TRW Ø 203 x 39 + RZ / + Zub TopKit
			➡	Orga 08096→; + ABS		03.0520-6420.3	696420	TRW Ø 203 x 39 + RZ / + Zub TopKit
1.4 VTS	55	05/96→06/03	➡	- ABS		03.0137-0196.2	650196	BDX Ø 180 x 32
1.5 D	40 - 43	09/96→04/04				03.0420-1619.3	681619	BDX Ø 180 x 32 + RZ / + Zub Kit
1.6 VTR	66	02/96→06/03				03.0520-1619.3	691619	BDX Ø 180 x 32 + RZ / + Zub TopKit
1.6 VTL	65	05/96→06/03				03.0525-0003.3	EQ0003	BDX Ø 180 x 32 - RZ / + Zub Easy Quick
			➡	+ ABS		03.0137-0312.2	650312	TRW Ø 203 x 38
			➡	→Orga 08095; + ABS		03.0520-5720.3	695720	TRW Ø 203 x 39 + RZ / + Zub TopKit
			➡	Orga 08096→; + ABS		03.0520-6420.3	696420	TRW Ø 203 x 39 + RZ / + Zub TopKit
 Seilzug, Feststellbremse								
1.0 X	33 - 37	05/96→06/03		Trommelbremse; 	2	24.3727-0816.2	580816	L= 1.442
1.1 BiFuel	44	07/00→06/03						
1.1 X	40 - 44	05/96→09/03						
SX	40 - 44	05/96→09/03						
1.4 VTS	55	05/96→06/03						
1.5 D	40 - 43	09/96→04/04						
1.6 VTR	66	02/96→06/03		Trommelbremse; 	2	24.3727-0816.2	580816	L= 1.442
1.6 VTL	65	05/96→06/03		Scheibenbremse; 	2	24.3727-0817.2	580817	L= 1.505
	65	05/96→06/03						
1.6	74 - 88	02/96→04/04		Scheibenbremse; 	2	24.3727-0817.2	580817	L= 1.505
1.6 VTS	72	09/00→09/03						
Electric	20	11/96→06/03						
1.6 VTS	87	06/96→09/03		07/96→; Scheibenbremse; 	2	24.3727-0817.2	580817	L= 1.505
CITROËN - SAXO Hatchback van (S3_) 10/97→06/03								
 Radbremszylinder								
1.0	33 - 37	10/97→06/03	➡	- ABS; Felge Lochzahl: 3; 		24.3219-1603.3	020200	GG
			➡	- ABS; Felge Lochzahl: 3; 		24.3219-1604.3	020201	GG
			➡	- ABS; Felge Lochzahl: 4; 		24.3219-1609.3	020319	GG
			➡	- ABS; Felge Lochzahl: 4; 		24.3219-1610.3	020320	GG
			➡	→Orga 08095; + ABS		24.3220-1711.3	020409	TRW GG
			➡	Orga 08096→; + ABS		24.3220-1717.3	020430	TRW ALU
→								












	kw					! #		
CITROËN - SAXO Hatchback van (S3_) 10/97→06/03								
 Radbremszylinder								
1.5 D	42 - 43	08/99→06/03	➡	- ABS; <input type="checkbox"/>	24.3219-1609.3	020319	GG	
			➡	- ABS; <input type="checkbox"/>	24.3219-1610.3	020320	GG	
			➡	→Orga 08095; + ABS	24.3220-1711.3	020409	TRW GG	
			➡	Orga 08096→; + ABS	24.3220-1717.3	020430	TRW ALU	
Zubehörsatz, Bremsbacken								
1.0	33 - 37	10/97→06/03	➡	- ABS; Felge Lochzahl: 4	03.0137-9055.2	669055	BDX	
			➡	- ABS; Felge Lochzahl: 3	03.0137-9079.2	669079		
			➡	+ ABS	03.0137-9158.2	669158	TRW	
1.5 D	42 - 43	08/99→06/03	➡	- ABS	03.0137-9055.2	669055	BDX	
			➡	+ ABS	03.0137-9158.2	669158	TRW	
 Bremstrommel								
1.0	33 - 37	10/97→06/03	➡	- ABS; Felge Lochzahl: 3	24.0216-5001.1	480001	Ø 201 x 38,5 / 166 - RLG	
			➡	- ABS; Felge Lochzahl: 4	24.0216-5701.2	480212	Ø 201 x 38,5 / 166 + RLG	
			➡	- ABS; Felge Lochzahl: 4	24.0218-0020.1	480074	Ø 212 x 46 / 181 - RLG / - ABS Ring	
			➡	+ ABS	24.0218-0720.2	480205	Ø 212 x 46 / 181 + RLG / - ABS Ring	
1.5 D	42 - 43	08/99→06/03	➡	- ABS	24.0220-3013.1	480089	Ø 247 x 46,5 / 204,5 - RLG / - ABS Ring	
			➡	+ ABS	24.0218-0020.1	480074	Ø 212 x 46 / 181 - RLG / - ABS Ring	
 Bremsbackensatz								
1.0	33 - 37	10/97→06/03	➡	- ABS; Felge Lochzahl: 3	03.0137-0195.2	650195	Ø 164 x 32	
			➡	- ABS; Felge Lochzahl: 3	03.0520-0519.3	690519	BDX Ø 164 x 32 + RZ / + Zub TopKit	
			➡	- ABS; Felge Lochzahl: 3	03.0525-0002.3	EQ0002	BDX Ø 164 x 32 - RZ / + Zub Easy Quick	
			➡	- ABS; Felge Lochzahl: 4	03.0137-0196.2	650196	BDX Ø 180 x 32	
			➡	- ABS; Felge Lochzahl: 4	03.0420-1619.3	681619	BDX Ø 180 x 32 + RZ / + Zub Kit	
			➡	- ABS; Felge Lochzahl: 4	03.0520-1619.3	691619	BDX Ø 180 x 32 + RZ / + Zub TopKit	
			➡	+ ABS	03.0525-0003.3	EQ0003	BDX Ø 180 x 32 - RZ / + Zub Easy Quick	
1.5 D	42 - 43	08/99→06/03	➡	- ABS	03.0137-0312.2	650312	TRW Ø 203 x 38	
			➡	- ABS; Felge Lochzahl: 4	03.0520-5720.3	695720	TRW Ø 203 x 39 + RZ / + Zub TopKit	
			➡	→Orga 08095; + ABS	03.0520-6420.3	696420	TRW Ø 203 x 39 + RZ / + Zub TopKit	
			➡	Orga 08096→; + ABS	03.0137-0196.2	650196	BDX Ø 180 x 32	
			➡	- ABS	03.0420-1619.3	681619	BDX Ø 180 x 32 + RZ / + Zub Kit	
			➡	- ABS	03.0520-1619.3	691619	BDX Ø 180 x 32 + RZ / + Zub TopKit	
			➡	+ ABS	03.0525-0003.3	EQ0003	BDX Ø 180 x 32 - RZ / + Zub Easy Quick	
 Seilzug, Feststellbremse								
1.0	33 - 37	10/97→06/03		Trommelbremse; <input type="checkbox"/>	2	24.3727-0816.2	580816	L= 1.442
1.5 D	42 - 43	08/99→06/03						
CITROËN - XANTIA (X1_, X2_) 03/93→04/03								
 Seilzug, Feststellbremse								
1.6 i	65	03/93→03/01		→ 12/97; Scheibenbremse; <input type="checkbox"/>		24.3727-0311.2	580311	L= 1.333



















	kw			 	! #			
CITROËN - XANTIA (X1_, X2_) 03/93→04/03								
 Seilzug, Feststellbremse								
1.8 i	66 - 74	03/93→04/03		→ 12/97; Scheibenbremse; Schaltgetriebe; <input type="checkbox"/>		24.3727-0312.2 580312	L= 1.262	
1.8 i 16V	81	06/95→12/01		→ 12/97; Scheibenbremse; Automatikgetriebe; <input type="checkbox"/>		24.3727-0351.2 580351	L= 1.285	
1.9 D	50 - 51	06/94→01/98						
1.9 SD	55	02/96→04/03						
1.9 Turbo D	66	05/93→04/03						
2.0 i	89	03/93→04/03						
2.0 i 16V	97 - 112	03/93→04/03						
2.0 HDI 109	80	02/99→04/03		→ 09/01; Scheibenbremse; <input type="checkbox"/>		24.3727-0311.2 580311	L= 1.333	
				→ 09/01; Scheibenbremse; <input type="checkbox"/>		24.3727-0330.2 580330	L= 1.313	
2.0 HDI 90	66	03/99→04/03		→ 09/01; Scheibenbremse; <input type="checkbox"/>		24.3727-0311.2 580311	L= 1.333	
				→ 09/01; Scheibenbremse; Schaltgetriebe; <input type="checkbox"/>		24.3727-0312.2 580312	L= 1.262	
				→ 09/01; Scheibenbremse; <input type="checkbox"/>		24.3727-0330.2 580330	L= 1.313	
				→ 09/01; Scheibenbremse; Automatikgetriebe; <input type="checkbox"/>		24.3727-0351.2 580351	L= 1.285	
2.0 Turbo	108	06/95→04/03		→ 12/97; Scheibenbremse; <input type="checkbox"/>		24.3727-0311.2 580311	L= 1.333	
2.1 Turbo D 12V	80	06/95→02/99		→ 12/97; Scheibenbremse; <input type="checkbox"/>		24.3727-0330.2 580330	L= 1.313	
3.0 i 24V	140	01/97→04/03		→ 12/97; Scheibenbremse; <input type="checkbox"/>		24.3727-0330.2 580330	L= 1.313	
CITROËN - XANTIA Break (X1_, X2_) 06/95→04/03								
 Seilzug, Feststellbremse								
1.8 i	66 - 74	06/95→04/03		→ 12/97; Scheibenbremse; <input type="checkbox"/>		24.3727-0311.2 580311	L= 1.333	
1.8 i 16V	81	06/95→04/03		→ 12/97; Scheibenbremse; Schaltgetriebe; <input type="checkbox"/>		24.3727-0312.2 580312	L= 1.262	
1.9 SD	55	04/97→04/03		→ 12/97; Scheibenbremse; Automatikgetriebe; <input type="checkbox"/>		24.3727-0351.2 580351	L= 1.285	
1.9 Turbo D	66	06/95→04/03						
2.0 i	89	06/95→04/03						
2.0 i 16V	97	06/95→04/03						
2.0 HDI 109	80	02/99→04/03		→ 09/01; Scheibenbremse; <input type="checkbox"/>		24.3727-0311.2 580311	L= 1.333	
2.0 HDI 90	66	03/99→04/03		→ 09/01; Scheibenbremse; <input type="checkbox"/>		24.3727-0330.2 580330	L= 1.313	
2.0 Turbo	108	06/95→04/03		→ 12/97; Scheibenbremse; <input type="checkbox"/>		24.3727-0311.2 580311	L= 1.333	
2.1 Turbo D 12V	80	06/96→02/99		→ 12/97; Scheibenbremse; <input type="checkbox"/>		24.3727-0330.2 580330	L= 1.313	
3.0 V6	140	01/98→04/03		→ 09/01; Scheibenbremse; <input type="checkbox"/>		24.3727-0330.2 580330	L= 1.313	
CITROËN - XM (Y4) 05/94→10/00								
 Seilzug, Feststellbremse								
2.0 i 16V	97	05/94→10/00		Scheibenbremse; <input type="checkbox"/>		24.3727-0308.2 580308	L= 1.230	
2.0 Turbo	108	05/94→10/00		Scheibenbremse; <input type="checkbox"/>		24.3727-0309.2 580309	L= 1.030	
2.1 TD 12V	80	05/94→10/00						
2.5 TD	95	05/94→10/00						
3.0 V6	123 - 140	05/94→10/00						
3.0 V6 24V	147	05/94→10/00		für Rechtslenker; Scheibenbremse; <input type="checkbox"/>		24.3727-0308.2 580308	L= 1.230	
CITROËN - XSARA (N1) 04/97→12/05								
 Radbremszylinder								
1.4 HDi	50	01/03→03/05	➡		2	24.3220-1717.3 020430	TRW ALU	
1.4 i	55	04/97→03/05	➡	→ 08/00; - ABS; <input type="checkbox"/>		24.3220-1615.3 020242	TRW GG	
1.9 D	51	07/98→03/05	➡	→ 08/00; - ABS; <input type="checkbox"/>		24.3220-1617.3 020244	BDX GG	
			➡		→ 08/00; - ABS; <input type="checkbox"/>		24.3220-1616.3 020243	TRW GG
			➡		→ 08/00; - ABS; <input type="checkbox"/>		24.3220-1618.3 020245	BDX GG
			➡		→ 08/00; + ABS	2	24.3220-1711.3 020409	TRW GG
			➡		09/00→; →Orga 08728	2	24.3220-1711.3 020409	TRW GG
			➡		Orga 08729→	2	24.3220-1717.3 020430	TRW ALU
1.4 LPG	55	05/98→08/00	➡	- ABS; <input type="checkbox"/>		24.3220-1615.3 020242	TRW GG	
			➡	- ABS; <input type="checkbox"/>		24.3220-1617.3 020244	BDX GG	
			➡	- ABS; <input type="checkbox"/>		24.3220-1616.3 020243	TRW GG	
			➡	- ABS; <input type="checkbox"/>		24.3220-1618.3 020245	BDX GG	
			➡	+ ABS	2	24.3220-1711.3 020409	TRW GG	
			➡	Orga 08729→	2	24.3220-1717.3 020430	TRW ALU	
1.5 D	42	04/97→09/00	➡	→ 08/00; - ABS; <input type="checkbox"/>		24.3220-1615.3 020242	TRW GG	
1.6 i	65	04/97→09/00	➡			24.3220-1617.3 020244	BDX GG	
1.8 D	43	04/97→09/00	➡					
1.8 i	66	04/97→09/00	➡	→ 08/00; - ABS; <input type="checkbox"/>		24.3220-1616.3 020243	TRW GG	
1.8 i Aut.	74	04/97→09/00	➡					








	kw			 	! #		
CITROËN - XSARA (N1) 04/97→12/05							
 Radbremszylinder							
1.9 D	50	04/97→09/00	➡	→ 08/00; - ABS; 		24.3220-1618.3 020245	BDX GG
			➡	→ 08/00; + ABS	2	24.3220-1711.3 020409	TRW GG
1.9 D	52	04/00→04/05	➡	→ 08/00; - ABS; 		24.3220-1615.3 020242	TRW GG
						24.3220-1617.3 020244	BDX GG
			➡	→ 08/00; - ABS; 		24.3220-1616.3 020243	TRW GG
						24.3220-1618.3 020245	BDX GG
			➡	→ 08/00; + ABS	2	24.3220-1711.3 020409	TRW GG
			➡	09/00→; →Orga 08728	2	24.3220-1711.3 020409	TRW GG
			➡	Orga 08729→; → 03/05	2	24.3220-1717.3 020430	TRW ALU
1.9 SD	55	01/98→09/00	➡	→ 08/00; + ABS	2	24.3220-1711.3 020409	TRW GG
1.9 TD	66	04/97→09/00					
Zubehörsatz, Bremsbacken							
1.4 HDi	50	01/03→03/05	➡			03.0137-9158.2 669158	TRW
1.4 i	55	04/97→03/05	➡	→ 08/00; - ABS		03.0137-9086.2 669086	BDX
1.9 D	51	07/98→03/05				03.0137-9175.2 669175	TRW
			➡	→ 08/00; + ABS		03.0137-9158.2 669158	TRW
			➡	09/00→		03.0137-9158.2 669158	TRW
1.4 LPG	55	05/98→08/00	➡	- ABS		03.0137-9086.2 669086	BDX
						03.0137-9175.2 669175	TRW
			➡	+ ABS		03.0137-9158.2 669158	TRW
1.5 D	42	04/97→09/00	➡	→ 08/00; - ABS		03.0137-9086.2 669086	BDX
1.6 i	65	04/97→09/00				03.0137-9175.2 669175	TRW
1.8 D	43	04/97→09/00					
1.8 i	66	04/97→09/00	➡	→ 08/00; + ABS		03.0137-9158.2 669158	TRW
1.8 i Aut.	74	04/97→09/00					
1.9 D	50	04/97→09/00					
1.9 D	52	04/00→04/05	➡	→ 08/00; - ABS		03.0137-9086.2 669086	BDX
						03.0137-9175.2 669175	TRW
			➡	→ 08/00; + ABS		03.0137-9158.2 669158	TRW
			➡	09/00→ 03/05		03.0137-9158.2 669158	TRW
1.9 SD	55	01/98→09/00	➡	→ 08/00		03.0137-9158.2 669158	TRW
1.9 TD	66	04/97→09/00					
 Bremstrommel							
1.4 HDi	50	01/03→03/05	➡			24.0220-3014.1 480090	Ø 247 x 46,5 / 204,5 - RLG / - ABS Ring
1.4 i	55	04/97→03/05	➡	→ 08/00; - ABS		24.0218-0016.1 480011	Ø 212 x 44,5 / 181 - RLG / - ABS Ring
1.9 D	51	07/98→03/05				24.0218-0716.2 480203	Ø 212 x 44,5 / 181 + RLG / - ABS Ring
			➡	→ 08/00; + ABS		24.0220-3014.1 480090	Ø 247 x 46,5 / 204,5 - RLG / - ABS Ring
			➡	09/00→		24.0220-3014.1 480090	Ø 247 x 46,5 / 204,5 - RLG / - ABS Ring
1.4 LPG	55	05/98→08/00	➡	- ABS		24.0218-0016.1 480011	Ø 212 x 44,5 / 181 - RLG / - ABS Ring
						24.0218-0716.2 480203	Ø 212 x 44,5 / 181 + RLG / - ABS Ring
			➡	+ ABS		24.0220-3014.1 480090	Ø 247 x 46,5 / 204,5 - RLG / - ABS Ring
1.5 D	42	04/97→09/00	➡	→ 08/00; - ABS		24.0218-0016.1 480011	Ø 212 x 44,5 / 181 - RLG / - ABS Ring
1.6 i	65	04/97→09/00					
1.8 D	43	04/97→09/00				24.0218-0716.2 480203	Ø 212 x 44,5 / 181 + RLG / - ABS Ring
1.8 i	66	04/97→09/00					
1.8 i Aut.	74	04/97→09/00					
1.9 D	50	04/97→09/00	➡	→ 08/00; + ABS		24.0220-3014.1 480090	Ø 247 x 46,5 / 204,5 - RLG / - ABS Ring
1.9 D	52	04/00→04/05	➡	→ 08/00; - ABS		24.0218-0016.1 480011	Ø 212 x 44,5 / 181 - RLG / - ABS Ring
						24.0218-0716.2 480203	Ø 212 x 44,5 / 181 + RLG / - ABS Ring
			➡	→ 08/00; + ABS		24.0220-3014.1 480090	Ø 247 x 46,5 / 204,5 - RLG / - ABS Ring
			➡	09/00→ 03/05		24.0220-3014.1 480090	Ø 247 x 46,5 / 204,5 - RLG / - ABS Ring
1.9 SD	55	01/98→09/00	➡	→ 08/00		24.0220-3014.1 480090	Ø 247 x 46,5 / 204,5 - RLG / - ABS Ring
1.9 TD	66	04/97→09/00					
➔							

	kw			 	! #		
CITROËN - XSARA (N1) 04/97→12/05							
Bremsbackensatz							
1.4 HDi	50	01/03→03/05	➡			03.0137-0312.2 650312	TRW Ø 203 x 38
1.4 i 1.9 D	55 51	04/97→03/05 07/98→03/05	➡	→ 08/00; - ABS		03.0137-0197.2 650197	TRW Ø 180 x 32 + HEB
						03.0137-0261.2 650261	BDX Ø 180 x 32
						03.0520-2520.3 692520	TRW Ø 180 x 32 + RZ / + Zub TopKit
						03.0520-2620.3 692620	BDX Ø 180 x 32 + RZ / + Zub TopKit
						03.0525-0004.3 EQ0004	TRW Ø 180 x 32 - RZ / + Zub Easy Quick
			➡	→ 08/00; + ABS		03.0137-0312.2 650312	TRW Ø 203 x 38
			➡	09/00→		03.0137-0312.2 650312	TRW Ø 203 x 38
			➡	→Orga 08210; + ABS		03.0520-5720.3 695720	TRW Ø 203 x 39 + RZ / + Zub TopKit
			➡	Orga 08211→; → 08/00; + ABS		03.0520-6420.3 696420	TRW Ø 203 x 39 + RZ / + Zub TopKit
1.4 LPG	55	05/98→08/00	➡	- ABS		03.0137-0197.2 650197	TRW Ø 180 x 32 + HEB
						03.0137-0261.2 650261	BDX Ø 180 x 32
						03.0520-2520.3 692520	TRW Ø 180 x 32 + RZ / + Zub TopKit
						03.0520-2620.3 692620	BDX Ø 180 x 32 + RZ / + Zub TopKit
			➡	+ ABS		03.0137-0312.2 650312	TRW Ø 203 x 38
			➡	→Orga 08210; + ABS		03.0520-5720.3 695720	TRW Ø 203 x 39 + RZ / + Zub TopKit
			➡	Orga 08211→; + ABS		03.0520-6420.3 696420	TRW Ø 203 x 39 + RZ / + Zub TopKit
1.5 D 1.6 i 1.8 D 1.8 i 1.9 D	42 65 43 66 50	04/97→09/00 04/97→09/00 04/97→09/00 04/97→09/00 04/97→09/00	➡	→ 08/00; - ABS		03.0137-0197.2 650197	TRW Ø 180 x 32 + HEB
						03.0137-0261.2 650261	BDX Ø 180 x 32
						03.0520-2520.3 692520	TRW Ø 180 x 32 + RZ / + Zub TopKit
						03.0520-2620.3 692620	BDX Ø 180 x 32 + RZ / + Zub TopKit
			➡	→ 08/00; + ABS		03.0525-0004.3 EQ0004	TRW Ø 180 x 32 - RZ / + Zub Easy Quick
			➡	→ 08/00; + ABS		03.0137-0312.2 650312	TRW Ø 203 x 38
			➡	→Orga 08210; + ABS		03.0520-5720.3 695720	TRW Ø 203 x 39 + RZ / + Zub TopKit
			➡	Orga 08211→; → 08/00; + ABS		03.0520-6420.3 696420	TRW Ø 203 x 39 + RZ / + Zub TopKit
1.8 i Aut.	74	04/97→09/00	➡	→ 08/00; - ABS		03.0137-0197.2 650197	TRW Ø 180 x 32 + HEB
						03.0137-0261.2 650261	BDX Ø 180 x 32
						03.0520-2520.3 692520	TRW Ø 180 x 32 + RZ / + Zub TopKit
			➡	→ 08/00; + ABS		03.0520-2620.3 692620	BDX Ø 180 x 32 + RZ / + Zub TopKit
						03.0525-0004.3 EQ0004	TRW Ø 180 x 32 - RZ / + Zub Easy Quick
			➡	→ 08/00; + ABS		03.0137-0312.2 650312	TRW Ø 203 x 38
						03.0520-5720.3 695720	TRW Ø 203 x 39 + RZ / + Zub TopKit
						03.0520-6420.3 696420	TRW Ø 203 x 39 + RZ / + Zub TopKit
1.9 D	52	04/00→04/05	➡	→ 08/00; - ABS		03.0137-0197.2 650197	TRW Ø 180 x 32 + HEB
						03.0137-0261.2 650261	BDX Ø 180 x 32
						03.0520-2520.3 692520	TRW Ø 180 x 32 + RZ / + Zub TopKit
						03.0520-2620.3 692620	BDX Ø 180 x 32 + RZ / + Zub TopKit
			➡	→ 08/00; + ABS		03.0525-0004.3 EQ0004	TRW Ø 180 x 32 - RZ / + Zub Easy Quick
			➡	→ 08/00; + ABS		03.0137-0312.2 650312	TRW Ø 203 x 38
			➡	09/00→ 03/05		03.0137-0312.2 650312	TRW Ø 203 x 38
			➡	→Orga 08210; + ABS		03.0520-5720.3 695720	TRW Ø 203 x 39 + RZ / + Zub TopKit
→							












	kw				! #		
CITROËN - XSARA (N1) 04/97→12/05							
Bremsbackensatz							
1.9 D	52	04/00→04/05	➔	Orga 08211→; → 08/00; + ABS		03.0520-6420.3 696420	TRW Ø 203 x 39 + RZ / + Zub TopKit
1.9 SD	55	01/98→09/00	➔	→ 08/00		03.0137-0312.2 650312	TRW Ø 203 x 38
			➔	→Orga 08210		03.0520-5720.3 695720	TRW Ø 203 x 39 + RZ / + Zub TopKit
			➔	Orga 08211→; → 08/00		03.0520-6420.3 696420	TRW Ø 203 x 39 + RZ / + Zub TopKit
1.9 TD	66	04/97→09/00	➔	→ 08/00		03.0137-0312.2 650312	TRW Ø 203 x 38
			➔	→ 08/00; - ABS		03.0520-5720.3 695720	TRW Ø 203 x 39 + RZ / + Zub TopKit
			➔	→Orga 08210; + ABS		03.0520-5720.3 695720	TRW Ø 203 x 39 + RZ / + Zub TopKit
			➔	Orga 08211→; → 08/00; + ABS		03.0520-6420.3 696420	TRW Ø 203 x 39 + RZ / + Zub TopKit
Seilzug, Feststellbremse							
1.4 HDi	50	01/03→03/05		Trommelbremse; <input type="checkbox"/>		24.3727-0322.2 580322	L= 1.591
1.4 i	55	04/97→03/05		Trommelbremse; <input type="checkbox"/>		24.3727-0323.2 580323	L= 1.500
1.4 LPG	55	05/98→08/00					
1.9 D	51	07/98→03/05					
1.5 D	42	04/97→09/00		→ 08/00; Trommelbremse; <input type="checkbox"/>		24.3727-0322.2 580322	L= 1.591
1.6 i	65	04/97→09/00					
1.8 D	43	04/97→09/00		→ 08/00; Trommelbremse; <input type="checkbox"/>		24.3727-0323.2 580323	L= 1.500
1.8 i	66	04/97→09/00					
1.9 D	50	04/97→09/00					
1.9 SD	55	01/98→09/00					
1.9 TD	66	04/97→09/00					
1.6 16V	80	09/00→03/05		Scheibenbremse; <input type="checkbox"/>		24.3727-0326.2 580326	L= 1.635
1.8 BiFuel	82	07/97→08/00					
2.0 16V	100	09/00→03/05		Scheibenbremse; <input type="checkbox"/>		24.3727-0327.2 580327	L= 1.545
2.0 HDi 109	80	05/01→03/05					
2.0 HDi 90	66	02/99→03/05					
1.8 i 16V	81	04/97→09/00		→ 08/00; Scheibenbremse; <input type="checkbox"/>		24.3727-0326.2 580326	L= 1.635
2.0 16V	97	07/98→09/00		→ 08/00; Scheibenbremse; <input type="checkbox"/>		24.3727-0327.2 580327	L= 1.545
1.8 i Aut.	74	04/97→09/00		→ 08/00; Trommelbremse; <input type="checkbox"/>		24.3727-0322.2 580322	L= 1.591
				→ 08/00; Trommelbremse; <input type="checkbox"/>		24.3727-0323.2 580323	L= 1.500
				→ 08/00; Scheibenbremse; <input type="checkbox"/>		24.3727-0326.2 580326	L= 1.635
				→ 08/00; Scheibenbremse; <input type="checkbox"/>		24.3727-0327.2 580327	L= 1.545
1.9 D	52	04/00→04/05		→ 03/05; Trommelbremse; <input type="checkbox"/>		24.3727-0322.2 580322	L= 1.591
				→ 03/05; Trommelbremse; <input type="checkbox"/>		24.3727-0323.2 580323	L= 1.500
CITROËN - XSARA Break (N2) 10/97→03/10							
Radbremszylinder							
1.4 HDi	50	01/03→08/05	➔		2	24.3222-1714.3 020432	BDX GG
1.4 i 1.9 D	55 51	10/97→08/05 07/98→08/05	➔	→ 08/00; - ABS	2	24.3220-1702.3 020375	BDX GG
			➔	→ 08/00; + ABS	2	24.3222-1714.3 020432	BDX GG
			➔	09/00→	2	24.3222-1714.3 020432	BDX GG
1.5 D	42	10/97→09/00	➔	→ 08/00; - ABS	2	24.3220-1702.3 020375	BDX GG
1.6 i	65	10/97→09/00					
1.8 D	43	10/97→09/00	➔	→ 08/00; + ABS	2	24.3222-1714.3 020432	BDX GG
1.9 D	50	10/97→09/00					
1.8 i	66	10/97→09/00	➔	→ 08/00	2	24.3222-1714.3 020432	BDX GG
1.8 i Aut.	74	10/97→09/00					
1.9 D	55	01/98→09/00					
1.9 TD	66	10/97→09/00					
Zubehörsatz, Bremsbacken							
1.4 HDi	50	01/03→08/05	➔			03.0137-9228.2 669228	BDX
1.4 i	55	10/97→08/05					
1.9 D	51	07/98→08/05					
1.5 D	42	10/97→09/00	➔	→ 08/00		03.0137-9228.2 669228	BDX
1.6 i	65	10/97→09/00					
1.8 D	43	10/97→09/00					
1.8 i	66	10/97→09/00					
1.8 i Aut.	74	10/97→09/00					
1.9 D	50 -	10/97→09/00					
	55						
1.9 TD	66	10/97→09/00					
Bremstrommel							
1.4 HDi	50	01/03→08/05	➔			24.0222-8017.1 480071	Ø 274 x 50,8 / 230
➔							












	kw					! #		
CITROËN - XSARA Break (N2) 10/97→03/10								
 Bremstrommel								
1.4 i 1.9 D	55 51	10/97→08/05 07/98→08/05	➔				24.0222-8017.1 480071	Ø 274 x 50,8 / 230
1.5 D 1.6 i 1.8 D 1.8 i 1.8 i Aut. 1.9 D 1.9 TD	42 65 43 66 74 50 - 55 66	10/97→09/00 10/97→09/00 10/97→09/00 10/97→09/00 10/97→09/00 10/97→09/00	➔	→ 08/00			24.0222-8017.1 480071	Ø 274 x 50,8 / 230
 Bremsbackensatz								
1.4 HDi	50	01/03→08/05	➔				03.0137-0370.2 650370 03.0520-5822.3 695822	BDX Ø 229 x 42 + HEB BDX Ø 229 x 42 + RZ / + Zub TopKit
1.4 i 1.9 D	55 51	10/97→08/05 07/98→08/05	➔	→ 08/00; + ABS			03.0137-0370.2 650370 03.0520-5822.3 695822	BDX Ø 229 x 42 + HEB BDX Ø 229 x 42 + RZ / + Zub TopKit
			➔	09/00→			03.0520-5822.3 695822	BDX Ø 229 x 42 + RZ / + Zub TopKit
			➔	→ 08/00; - ABS			03.0520-6720.3 696720	BDX Ø 229 x 42 + RZ / + Zub TopKit
1.5 D 1.6 i 1.8 D 1.9 D	42 65 43 50	10/97→09/00 10/97→09/00 10/97→09/00 10/97→09/00	➔	→ 08/00 → 08/00; + ABS → 08/00; - ABS			03.0137-0370.2 650370 03.0520-5822.3 695822 03.0520-6720.3 696720	BDX Ø 229 x 42 + HEB BDX Ø 229 x 42 + RZ / + Zub TopKit BDX Ø 229 x 42 + RZ / + Zub TopKit
1.8 i 1.8 i Aut. 1.9 D 1.9 TD	66 74 55 66	10/97→09/00 10/97→09/00 01/98→09/00 10/97→09/00	➔	→ 08/00			03.0137-0370.2 650370 03.0520-5822.3 695822	BDX Ø 229 x 42 + HEB BDX Ø 229 x 42 + RZ / + Zub TopKit
 Seilzug, Feststellbremse								
1.4 HDi 1.4 i 1.9 D	50 55 51	01/03→08/05 10/97→08/05 07/98→08/05		Trommelbremse; <input type="checkbox"/>			24.3727-0337.2 580337 24.3727-0338.2 580338	L= 1.610 L= 1.520
1.5 D 1.6 i 1.8 D 1.8 i 1.9 D 1.9 TD	42 65 43 66 50 - 55 66	10/97→09/00 10/97→09/00 10/97→09/00 10/97→09/00 10/97→09/00		→ 08/00; Trommelbremse; <input type="checkbox"/> → 08/00; Trommelbremse; <input type="checkbox"/>			24.3727-0337.2 580337 24.3727-0338.2 580338	L= 1.610 L= 1.520
1.6 16V 1.8 LPG 2.0 16V 2.0 HDi 109 2.0 HDi 90	80 81 100 80 66	09/00→08/05 05/98→08/00 09/00→08/05 05/01→08/05 02/99→08/05		Scheibenbremse; <input type="checkbox"/> Scheibenbremse; <input type="checkbox"/>			24.3727-0326.2 580326 24.3727-0327.2 580327	L= 1.635 L= 1.545
1.8 i 16V 2.0 16V	81 97	10/97→09/00 07/98→09/00		→ 08/00; Scheibenbremse; <input type="checkbox"/> → 08/00; Scheibenbremse; <input type="checkbox"/>			24.3727-0326.2 580326 24.3727-0327.2 580327	L= 1.635 L= 1.545
1.8 i Aut.	74	10/97→09/00		→ 08/00; Scheibenbremse; <input type="checkbox"/> → 08/00; Scheibenbremse; <input type="checkbox"/> → 08/00; Trommelbremse; <input type="checkbox"/> → 08/00; Trommelbremse; <input type="checkbox"/>			24.3727-0326.2 580326 24.3727-0327.2 580327 24.3727-0337.2 580337 24.3727-0338.2 580338	L= 1.635 L= 1.545 L= 1.610 L= 1.520
CITROËN - XSARA Coupe (N0) 01/98→04/05								
 Radbremszylinder								
1.4 HDi	50	01/03→03/05	➔		2	24.3220-1717.3 020430	TRW ALU	
1.4 i	55	03/98→03/05	➔	→ 08/00; - ABS; <input type="checkbox"/>		24.3220-1615.3 020242 24.3220-1617.3 020244	TRW GG BDX GG	
			➔	→ 08/00; - ABS; <input type="checkbox"/>		24.3220-1616.3 020243 24.3220-1618.3 020245	TRW GG BDX GG	
			➔	09/00→; →Orga 08728	2	24.3220-1711.3 020409	TRW GG	
			➔	→Orga 08210; + ABS	2	24.3220-1711.3 020409	TRW GG	
			➔	Orga 08211→; → 08/00; + ABS	2	24.3220-1717.3 020430	TRW ALU	
			➔	Orga 08729→	2	24.3220-1717.3 020430	TRW ALU	
1.6 i 1.8 i	65 66	02/98→09/00 02/98→09/00	➔	→ 08/00; - ABS; <input type="checkbox"/>		24.3220-1615.3 020242 24.3220-1617.3 020244	TRW GG BDX GG	
→			➔	→ 08/00; - ABS; <input type="checkbox"/>		24.3220-1616.3 020243	TRW GG	











	kw			 	! #		
CITROËN - XSARA Coupe (N0) 01/98→04/05							
 Radbremszylinder							
1.6 i 1.8 i	65 66	02/98→09/00 02/98→09/00	➡	→ 08/00; - ABS; 		24.3220-1618.3 020245	BDX GG
			➡	→ Orga 08210; + ABS	2	24.3220-1711.3 020409	TRW GG
			➡	Orga 08211→; → 08/00; + ABS	2	24.3220-1717.3 020430	TRW ALU
1.8 i	74	02/98→09/00	➡	→ 08/00; 		24.3220-1615.3 020242	TRW GG
						24.3220-1617.3 020244	BDX GG
			➡	→ 08/00; 		24.3220-1616.3 020243	TRW GG
						24.3220-1618.3 020245	BDX GG
			➡	→ 08/00; + ABS	2	24.3220-1711.3 020409	TRW GG
						24.3220-1717.3 020430	TRW ALU
1.9 D	50	02/98→09/00	➡	→ 08/00; - ABS; 		24.3220-1615.3 020242	TRW GG
						24.3220-1617.3 020244	BDX GG
			➡	→ 08/00; - ABS; 		24.3220-1616.3 020243	TRW GG
						24.3220-1618.3 020245	BDX GG
			➡	→ 08/00; + ABS	2	24.3220-1717.3 020430	TRW ALU
1.9 D	51	02/99→03/05	➡	→ 08/00; - ABS; 		24.3220-1615.3 020242	TRW GG
						24.3220-1617.3 020244	BDX GG
			➡	→ 08/00; - ABS; 		24.3220-1616.3 020243	TRW GG
						24.3220-1618.3 020245	BDX GG
			➡	09/00→; → Orga 08728	2	24.3220-1711.3 020409	TRW GG
			➡	→ 08/00; + ABS	2	24.3220-1717.3 020430	TRW ALU
			➡	Orga 08729→	2	24.3220-1717.3 020430	TRW ALU
1.9 D	55	02/98→05/99	➡	- ABS; 		24.3220-1615.3 020242	TRW GG
						24.3220-1617.3 020244	BDX GG
			➡	- ABS; 		24.3220-1616.3 020243	TRW GG
						24.3220-1618.3 020245	BDX GG
			➡	+ ABS	2	24.3220-1717.3 020430	TRW ALU
1.9 TD	66	02/98→09/00	➡	→ 08/00; - ABS	2	24.3220-1711.3 020409	TRW GG
			➡	→ Orga 08210; + ABS	2	24.3220-1711.3 020409	TRW GG
			➡	Orga 08211→; → 08/00; + ABS	2	24.3220-1717.3 020430	TRW ALU
Zubehörsatz, Bremsbacken							
1.4 HDi	50	01/03→03/05	➡			03.0137-9158.2 669158	TRW
1.4 i 1.9 D	55 51	03/98→03/05 02/99→03/05	➡	→ 08/00; - ABS		03.0137-9086.2 669086	BDX
			➡	→ 08/00; + ABS		03.0137-9175.2 669175	TRW
			➡	09/00→		03.0137-9158.2 669158	TRW
1.6 i 1.8 i	65 66 - 74	02/98→09/00 02/98→09/00	➡	→ 08/00; - ABS		03.0137-9086.2 669086	BDX
						03.0137-9175.2 669175	TRW
1.9 D	50	02/98→09/00	➡	→ 08/00; + ABS		03.0137-9158.2 669158	TRW
1.9 D	55	02/98→05/99	➡	- ABS		03.0137-9086.2 669086	BDX
						03.0137-9175.2 669175	TRW
			➡	+ ABS		03.0137-9158.2 669158	TRW
1.9 TD	66	02/98→09/00	➡	→ 08/00		03.0137-9158.2 669158	TRW
 Bremstrommel							
1.4 HDi	50	01/03→03/05	➡			24.0220-3014.1 480090	Ø 247 x 46,5 / 204,5 - RLG / - ABS Ring
1.4 i 1.9 D	55 51	03/98→03/05 02/99→03/05	➡	→ 08/00; - ABS		24.0218-0016.1 480011	Ø 212 x 44,5 / 181 - RLG / - ABS Ring
			➡	→ 08/00; + ABS		24.0218-0716.2 480203	Ø 212 x 44,5 / 181 + RLG / - ABS Ring
			➡	→ 08/00; + ABS		24.0220-3014.1 480090	Ø 247 x 46,5 / 204,5 - RLG / - ABS Ring
			➡	09/00→		24.0220-3014.1 480090	Ø 247 x 46,5 / 204,5 - RLG / - ABS Ring
1.6 i 1.8 i	65 66 - 74	02/98→09/00 02/98→09/00	➡	→ 08/00; - ABS		24.0218-0016.1 480011	Ø 212 x 44,5 / 181 - RLG / - ABS Ring
						24.0218-0716.2 480203	Ø 212 x 44,5 / 181 + RLG / - ABS Ring
1.9 D	50	02/98→09/00	➡	→ 08/00; + ABS		24.0220-3014.1 480090	Ø 247 x 46,5 / 204,5 - RLG / - ABS Ring
→							










	kw					! #		
CITROËN - XSARA Coupe (N0) 01/98→04/05								
Bremstrommel								
1.9 D	55	02/98→05/99	➡	- ABS		24.0218-0016.1	480011	Ø 212 x 44,5 / 181 - RLG / - ABS Ring
			➡	+ ABS		24.0218-0716.2	480203	Ø 212 x 44,5 / 181 + RLG / - ABS Ring
1.9 TD	66	02/98→09/00	➡	→ 08/00		24.0220-3014.1	480090	Ø 247 x 46,5 / 204,5 - RLG / - ABS Ring
Bremsbackensatz								
1.4 HDi	50	01/03→03/05	➡			03.0137-0312.2	650312	TRW Ø 203 x 38
1.4 i	55	03/98→03/05	➡	→ 08/00; - ABS		03.0137-0197.2	650197	TRW Ø 180 x 32 + HEB
						03.0137-0261.2	650261	BDX Ø 180 x 32
						03.0520-2520.3	692520	TRW Ø 180 x 32 + RZ / + Zub TopKit
						03.0520-2620.3	692620	BDX Ø 180 x 32 + RZ / + Zub TopKit
						03.0525-0004.3	EQ0004	TRW Ø 180 x 32 - RZ / + Zub Easy Quick
			➡	→ 08/00; + ABS		03.0137-0312.2	650312	TRW Ø 203 x 38
			➡	09/00→		03.0137-0312.2	650312	TRW Ø 203 x 38
			➡	→Orga 08210; + ABS		03.0520-5720.3	695720	TRW Ø 203 x 39 + RZ / + Zub TopKit
			➡	Orga 08211→; → 08/00; + ABS		03.0520-6420.3	696420	TRW Ø 203 x 39 + RZ / + Zub TopKit
1.6 i 1.8 i	65 66	02/98→09/00 02/98→09/00	➡	→ 08/00; - ABS		03.0137-0197.2	650197	TRW Ø 180 x 32 + HEB
						03.0137-0261.2	650261	BDX Ø 180 x 32
						03.0520-2520.3	692520	TRW Ø 180 x 32 + RZ / + Zub TopKit
						03.0520-2620.3	692620	BDX Ø 180 x 32 + RZ / + Zub TopKit
						03.0525-0004.3	EQ0004	TRW Ø 180 x 32 - RZ / + Zub Easy Quick
			➡	→ 08/00; + ABS		03.0137-0312.2	650312	TRW Ø 203 x 38
			➡	→Orga 08210; + ABS		03.0520-5720.3	695720	TRW Ø 203 x 39 + RZ / + Zub TopKit
			➡	Orga 08211→; → 08/00; + ABS		03.0520-6420.3	696420	TRW Ø 203 x 39 + RZ / + Zub TopKit
1.8 i	74	02/98→09/00	➡	→ 08/00; - ABS		03.0137-0197.2	650197	TRW Ø 180 x 32 + HEB
						03.0137-0261.2	650261	BDX Ø 180 x 32
						03.0520-2520.3	692520	TRW Ø 180 x 32 + RZ / + Zub TopKit
						03.0520-2620.3	692620	BDX Ø 180 x 32 + RZ / + Zub TopKit
						03.0525-0004.3	EQ0004	TRW Ø 180 x 32 - RZ / + Zub Easy Quick
			➡	→ 08/00; + ABS		03.0137-0312.2	650312	TRW Ø 203 x 38
						03.0520-5720.3	695720	TRW Ø 203 x 39 + RZ / + Zub TopKit
						03.0520-6420.3	696420	TRW Ø 203 x 39 + RZ / + Zub TopKit
1.9 D	50	02/98→09/00	➡	→ 08/00; - ABS		03.0137-0197.2	650197	TRW Ø 180 x 32 + HEB
						03.0137-0261.2	650261	BDX Ø 180 x 32
						03.0520-2520.3	692520	TRW Ø 180 x 32 + RZ / + Zub TopKit
						03.0520-2620.3	692620	BDX Ø 180 x 32 + RZ / + Zub TopKit
						03.0525-0004.3	EQ0004	TRW Ø 180 x 32 - RZ / + Zub Easy Quick
			➡	→ 08/00; + ABS		03.0137-0312.2	650312	TRW Ø 203 x 38
						03.0520-6420.3	696420	TRW Ø 203 x 39 + RZ / + Zub TopKit
1.9 D	51	02/99→03/05	➡	→ 08/00; - ABS		03.0137-0197.2	650197	TRW Ø 180 x 32 + HEB
						03.0137-0261.2	650261	BDX Ø 180 x 32
						03.0520-2520.3	692520	TRW Ø 180 x 32 + RZ / + Zub TopKit
						03.0520-2620.3	692620	BDX Ø 180 x 32 + RZ / + Zub TopKit










	kw				! #		
CITROËN - XSARA Coupe (N0) 01/98→04/05							
 Bremsbackensatz							
1.9 D	51	02/99→03/05	➡	→ 08/00; - ABS	03.0525-0004.3	EQ0004	TRW Ø 180 x 32 - RZ / + Zub Easy Quick
			➡	→ 08/00; + ABS	03.0137-0312.2	650312	TRW Ø 203 x 38
			➡	09/00→	03.0520-6420.3	696420	TRW Ø 203 x 39 + RZ / + Zub TopKit
1.9 D	55	02/98→05/99	➡	- ABS	03.0137-0197.2	650197	TRW Ø 180 x 32 + HEB
					03.0137-0261.2	650261	BDX Ø 180 x 32
					03.0520-2520.3	692520	TRW Ø 180 x 32 + RZ / + Zub TopKit
1.9 TD	66	02/98→09/00	➡	→ 08/00	03.0520-2620.3	692620	BDX Ø 180 x 32 + RZ / + Zub TopKit
			➡	→ 08/00; - ABS	03.0525-0004.3	EQ0004	TRW Ø 180 x 32 - RZ / + Zub Easy Quick
			➡	+ ABS	03.0137-0312.2	650312	TRW Ø 203 x 38
					03.0520-6420.3	696420	TRW Ø 203 x 39 + RZ / + Zub TopKit
 Seilzug, Feststellbremse							
1.4 HDi	50	01/03→03/05		Trommelbremse; <input type="checkbox"/>	24.3727-0322.2	580322	L= 1.591
1.4 i	55	03/98→03/05		Trommelbremse; <input type="checkbox"/>	24.3727-0323.2	580323	L= 1.500
1.9 D	51 - 55	02/98→03/05		Trommelbremse; <input type="checkbox"/>			
1.6 16V	80	09/00→03/05		Scheibenbremse; <input type="checkbox"/>	24.3727-0326.2	580326	L= 1.635
2.0 16V	100	09/00→03/05		Scheibenbremse; <input type="checkbox"/>	24.3727-0327.2	580327	L= 1.545
2.0 HDi 109	80	05/01→03/05		Scheibenbremse; <input type="checkbox"/>			
2.0 HDi 90	66	02/99→03/05		Scheibenbremse; <input type="checkbox"/>			
2.0 i 16V	120	02/98→03/05		Scheibenbremse; <input type="checkbox"/>			
1.6 i	65	02/98→09/00		→ 08/00; Trommelbremse; <input type="checkbox"/>	24.3727-0322.2	580322	L= 1.591
1.8 i	66	02/98→09/00		→ 08/00; Trommelbremse; <input type="checkbox"/>	24.3727-0323.2	580323	L= 1.500
1.9 D	50	02/98→09/00		→ 08/00; Trommelbremse; <input type="checkbox"/>			
1.9 TD	66	02/98→09/00		→ 08/00; Trommelbremse; <input type="checkbox"/>			
1.8 i	74	02/98→09/00	➡	→ 08/00; Trommelbremse; <input type="checkbox"/>	24.3727-0322.2	580322	L= 1.591
			➡	→ 08/00; Trommelbremse; <input type="checkbox"/>	24.3727-0323.2	580323	L= 1.500
			➡	→ 08/00; Scheibenbremse; <input type="checkbox"/>	24.3727-0326.2	580326	L= 1.635
			➡	→ 08/00; Scheibenbremse; <input type="checkbox"/>	24.3727-0327.2	580327	L= 1.545
1.8 i 16V	81	02/98→09/00	➡	→ 08/00; Scheibenbremse; <input type="checkbox"/>	24.3727-0326.2	580326	L= 1.635
			➡	→ 08/00; Scheibenbremse; <input type="checkbox"/>	24.3727-0327.2	580327	L= 1.545
1.8 LPG	82	01/98→08/00	➡	02/98→; Scheibenbremse; <input type="checkbox"/>	24.3727-0326.2	580326	L= 1.635
			➡	02/98→; Scheibenbremse; <input type="checkbox"/>	24.3727-0327.2	580327	L= 1.545
CITROËN - XSARA Kasten/Kombi 05/98→08/05							
 Radbremszylinder							
1.4	55	09/00→03/05	➡		24.3222-1714.3	020432	BDX GG
1.8 D	43	05/98→05/99	➡	- ABS	24.3220-1702.3	020375	BDX GG
			➡	+ ABS	24.3222-1714.3	020432	BDX GG
1.9 D	51	06/99→08/05	➡	→ 08/00; - ABS	24.3220-1702.3	020375	BDX GG
			➡	→ 08/00; + ABS	24.3222-1714.3	020432	BDX GG
			➡	09/00→	24.3222-1714.3	020432	BDX GG
Zubehörsatz, Bremsbacken							
1.4	55	09/00→03/05	➡		03.0137-9228.2	669228	BDX
1.8 D	43	05/98→05/99					
1.9 D	51	06/99→08/05					
 Bremstrommel							
1.4	55	09/00→03/05	➡		24.0222-8017.1	480071	Ø 274 x 50,8 / 230
1.8 D	43	05/98→05/99					
1.9 D	51	06/99→08/05					
 Bremsbackensatz							
1.4 →	55	09/00→03/05	➡		03.0137-0370.2	650370	BDX Ø 229 x 42 + HEB










	kw					! #		
CITROËN - XSARA Kasten/Kombi 05/98→08/05								
 Bremsbackensatz								
1.4	55	09/00→03/05	➔				03.0520-5822.3 695822	BDX Ø 229 x 42 + RZ / + Zub TopKit
1.8 D	43	05/98→05/99	➔				03.0137-0370.2 650370	BDX Ø 229 x 42 + HEB
			➔	+ ABS			03.0520-5822.3 695822	BDX Ø 229 x 42 + RZ / + Zub TopKit
			➔	- ABS			03.0520-6720.3 696720	BDX Ø 229 x 42 + RZ / + Zub TopKit
1.9 D	51	06/99→08/05	➔				03.0137-0370.2 650370	BDX Ø 229 x 42 + HEB
			➔	→ 08/00; + ABS			03.0520-5822.3 695822	BDX Ø 229 x 42 + RZ / + Zub TopKit
			➔	09/00→			03.0520-5822.3 695822	BDX Ø 229 x 42 + RZ / + Zub TopKit
			➔	→ 08/00; - ABS			03.0520-6720.3 696720	BDX Ø 229 x 42 + RZ / + Zub TopKit
 Seilzug, Feststellbremse								
1.4	55	09/00→03/05		Trommelbremse; <input type="checkbox"/>			24.3727-0337.2 580337	L= 1.610
1.8 D	43	05/98→05/99		Trommelbremse; <input type="checkbox"/>			24.3727-0338.2 580338	L= 1.520
1.9 D	51	06/99→08/05		Trommelbremse; <input type="checkbox"/>				
				Scheibenbremse; <input type="checkbox"/>			24.3727-0326.2 580326	L= 1.635
2.0 HDi	66	09/00→03/05		Scheibenbremse; <input type="checkbox"/>			24.3727-0327.2 580327	L= 1.545
CITROËN - XSARA Kasten/Schrägheck (N3_) 05/98→03/05								
 Radbremszylinder								
1.4 1.9 D	55 51	05/98→10/04 06/99→03/05	➔	→ 08/00; - ABS; <input type="checkbox"/>			24.3220-1615.3 020242	TRW GG
							24.3220-1617.3 020244	BDX GG
			➔	→ 08/00; - ABS; <input type="checkbox"/>			24.3220-1616.3 020243	TRW GG
							24.3220-1618.3 020245	BDX GG
			➔	09/00→; →Orga 08728			24.3220-1711.3 020409	TRW GG
			➔	→ 08/00; + ABS			24.3220-1711.3 020409	TRW GG
1.4 LPG	55	06/99→08/00	➔	Orga 08729→			24.3220-1717.3 020430	TRW ALU
			➔	- ABS; <input type="checkbox"/>			24.3220-1615.3 020242	TRW GG
			➔	- ABS; <input type="checkbox"/>			24.3220-1617.3 020244	BDX GG
			➔	- ABS; <input type="checkbox"/>			24.3220-1616.3 020243	TRW GG
			➔	- ABS; <input type="checkbox"/>			24.3220-1618.3 020245	BDX GG
1.8 D	43	05/98→05/99	➔	+ ABS			24.3220-1711.3 020409	TRW GG
			➔	Orga 08729→			24.3220-1717.3 020430	TRW ALU
			➔	- ABS; <input type="checkbox"/>			24.3220-1615.3 020242	TRW GG
			➔	- ABS; <input type="checkbox"/>			24.3220-1617.3 020244	BDX GG
1.9 D	65	05/98→08/00	➔	- ABS; <input type="checkbox"/>			24.3220-1616.3 020243	TRW GG
			➔	- ABS; <input type="checkbox"/>			24.3220-1618.3 020245	BDX GG
			➔	+ ABS			24.3220-1711.3 020409	TRW GG
Zubehörsatz, Bremsbacken								
1.4 1.9 D	55 51	05/98→10/04 06/99→03/05	➔	→ 08/00; - ABS			03.0137-9086.2 669086	BDX
			➔	→ 08/00; + ABS			03.0137-9175.2 669175	TRW
			➔	09/00→			03.0137-9158.2 669158	TRW
1.4 LPG 1.8 D	55 43	06/99→08/00 05/98→05/99	➔	→ 08/00; + ABS			03.0137-9158.2 669158	TRW
			➔	- ABS			03.0137-9086.2 669086	BDX
1.9 D	65	05/98→08/00	➔	+ ABS			03.0137-9175.2 669175	TRW
			➔				03.0137-9158.2 669158	TRW
 Bremstrommel								
1.4 1.9 D	55 51	05/98→10/04 06/99→03/05	➔	→ 08/00; - ABS			24.0218-0016.1 480011	Ø 212 x 44,5 / 181 - RLG / - ABS Ring
							24.0218-0716.2 480203	Ø 212 x 44,5 / 181 + RLG / - ABS Ring
			➔	→ 08/00; + ABS			24.0220-3014.1 480090	Ø 247 x 46,5 / 204,5 - RLG / - ABS Ring
			➔	09/00→			24.0220-3014.1 480090	Ø 247 x 46,5 / 204,5 - RLG / - ABS Ring
➔								













	kw					! #		
CITROËN - XSARA Kasten/Schrägheck (N3_) 05/98→03/05								
 Bremstrommel								
1.4 LPG 1.8 D	55 43	06/99→08/00 05/98→05/99	➡	- ABS		24.0218-0016.1	480011	Ø 212 x 44,5 / 181 - RLG / - ABS Ring
						24.0218-0716.2	480203	Ø 212 x 44,5 / 181 + RLG / - ABS Ring
			➡	+ ABS		24.0220-3014.1	480090	Ø 247 x 46,5 / 204,5 - RLG / - ABS Ring
1.9 D	65	05/98→08/00	➡			24.0220-3014.1	480090	Ø 247 x 46,5 / 204,5 - RLG / - ABS Ring
 Bremsbackensatz								
1.4 1.9 D	55 51	05/98→10/04 06/99→03/05	➡	→ 08/00; - ABS		03.0137-0197.2	650197	TRW Ø 180 x 32 + HEB
						03.0137-0261.2	650261	BDX Ø 180 x 32
						03.0520-2520.3	692520	TRW Ø 180 x 32 + RZ / + Zub TopKit
						03.0520-2620.3	692620	BDX Ø 180 x 32 + RZ / + Zub TopKit
						03.0525-0004.3	EQ0004	TRW Ø 180 x 32 - RZ / + Zub Easy Quick
						➡	→ 08/00; + ABS	
			➡	09/00→		03.0137-0312.2	650312	TRW Ø 203 x 38
			➡	→Orga 08210; + ABS		03.0520-5720.3	695720	TRW Ø 203 x 39 + RZ / + Zub TopKit
			➡	Orga 08211→; → 08/00; + ABS		03.0520-6420.3	696420	TRW Ø 203 x 39 + RZ / + Zub TopKit
1.4 LPG 1.8 D	55 43	06/99→08/00 05/98→05/99	➡	- ABS		03.0137-0197.2	650197	TRW Ø 180 x 32 + HEB
						03.0137-0261.2	650261	BDX Ø 180 x 32
						03.0520-2520.3	692520	TRW Ø 180 x 32 + RZ / + Zub TopKit
						03.0520-2620.3	692620	BDX Ø 180 x 32 + RZ / + Zub TopKit
						03.0525-0004.3	EQ0004	TRW Ø 180 x 32 - RZ / + Zub Easy Quick
						➡	+ ABS	
			➡	→Orga 08210; + ABS		03.0520-5720.3	695720	TRW Ø 203 x 39 + RZ / + Zub TopKit
			➡	Orga 08211→; + ABS		03.0520-6420.3	696420	TRW Ø 203 x 39 + RZ / + Zub TopKit
1.9 D	65	05/98→08/00	➡			03.0137-0312.2	650312	TRW Ø 203 x 38
			➡	- ABS		03.0520-5720.3	695720	TRW Ø 203 x 39 + RZ / + Zub TopKit
			➡	→Orga 08210; + ABS		03.0520-5720.3	695720	TRW Ø 203 x 39 + RZ / + Zub TopKit
			➡	Orga 08211→; + ABS		03.0520-6420.3	696420	TRW Ø 203 x 39 + RZ / + Zub TopKit
 Seilzug, Feststellbremse								
1.4 1.4 LPG 1.8 D 1.9 D	55 55 43 51 - 65	05/98→10/04 06/99→08/00 05/98→05/99 05/98→03/05		Trommelbremse; <input type="checkbox"/>		24.3727-0322.2	580322	L= 1.591
				Trommelbremse; <input type="checkbox"/>		24.3727-0323.2	580323	L= 1.500
2.0 HDi	66	09/00→03/05		Scheibenbremse; <input type="checkbox"/>		24.3727-0326.2	580326	L= 1.635
				Scheibenbremse; <input type="checkbox"/>		24.3727-0327.2	580327	L= 1.545
CITROËN - XSARA PICASSO (N68) 09/99→06/12								
 Radbremsszylinder								
1.6	65	12/99→09/01	➡	06/00→	2	24.3222-1734.3	020539	TRW ALU
1.6 Chrono 1.8 16V	67 74 85	06/02→08/05 04/01→10/04 02/00→08/05	➡		2	24.3222-1734.3	020539	TRW ALU
1.6	70	12/99→12/10	➡	09/00→ 03/10	2	24.3222-1734.3	020539	TRW ALU
2.0 HDi	66	12/99→12/11	➡	06/00→ 03/10	2	24.3222-1734.3	020539	TRW ALU
Zubehörsatz, Bremsbacken								
1.6	65	12/99→09/01	➡	06/00→		03.0137-9220.2	669220	TRW
1.6 Chrono 1.8 16V	67 74 85	06/02→08/05 04/01→10/04 02/00→08/05	➡			03.0137-9220.2	669220	TRW
➔								











	kw					! #		
CITROËN - XSARA PICASSO (N68) 09/99→06/12								
Zubehörsatz, Bremsbacken								
1.6	70	12/99→12/10	➡	09/00→03/10		03.0137-9220.2	669220	TRW
2.0 HDi	66	12/99→12/11	➡	06/00→03/10		03.0137-9220.2	669220	TRW
 Bremstrommel								
1.6	65	12/99→09/01	➡	06/00→		24.0222-8017.1	480071	Ø 274 x 50,8 / 230
1.6	67	06/02→08/05	➡			24.0222-8017.1	480071	Ø 274 x 50,8 / 230
1.6 Chrono	74	04/01→10/04						
1.8 16V	85	02/00→08/05						
1.6	70	12/99→12/10	➡	09/00→03/10		24.0222-8017.1	480071	Ø 274 x 50,8 / 230
2.0 HDi	66	12/99→12/11	➡	06/00→03/10		24.0222-8017.1	480071	Ø 274 x 50,8 / 230
 Bremsbackensatz								
1.6	65	12/99→09/01	➡	06/00→		03.0137-0341.2	650341	TRW Ø 229 x 42 + HEB
						03.0520-6322.3	696322	TRW Ø 229 x 42 + RZ / + Zub TopKit
						03.0525-0031.3	EQ0031	TRW Ø 229 x 42 - RZ / + Zub Easy Quick
1.6	67	06/02→08/05	➡			03.0137-0341.2	650341	TRW Ø 229 x 42 + HEB
1.6 Chrono	74	04/01→10/04				03.0520-6322.3	696322	TRW Ø 229 x 42 + RZ / + Zub TopKit
1.8 16V	85	02/00→08/05				03.0525-0031.3	EQ0031	TRW Ø 229 x 42 - RZ / + Zub Easy Quick
1.6	70	12/99→12/10	➡	09/00→03/10		03.0137-0341.2	650341	TRW Ø 229 x 42 + HEB
						03.0520-6322.3	696322	TRW Ø 229 x 42 + RZ / + Zub TopKit
						03.0525-0031.3	EQ0031	TRW Ø 229 x 42 - RZ / + Zub Easy Quick
2.0 HDi	66	12/99→12/11	➡	06/00→03/10		03.0137-0341.2	650341	TRW Ø 229 x 42 + HEB
						03.0520-6322.3	696322	TRW Ø 229 x 42 + RZ / + Zub TopKit
						03.0525-0031.3	EQ0031	TRW Ø 229 x 42 - RZ / + Zub Easy Quick
 Seilzug, Feststellbremse								
1.6	65	12/99→09/01		06/00→; Trommelbremse; <input type="checkbox"/>		24.3727-0332.2	580332	L= 1.864
1.6	67	06/02→08/05		Trommelbremse; <input type="checkbox"/>		24.3727-0332.2	580332	L= 1.864
1.6 Chrono	74	04/01→10/04						
1.6	70	12/99→12/10		09/00→03/10; Trommelbremse; <input type="checkbox"/>		24.3727-0332.2	580332	L= 1.864
1.6 16V	80	09/05→12/11		Scheibenbremse; <input type="checkbox"/>		24.3727-0333.2	580333	L= 1.860
1.6 16V LPG	80	06/04→12/10				24.3727-0353.2	580353	L= 1.860
				Scheibenbremse; <input type="checkbox"/>		24.3727-0334.2	580334	L= 1.948
						24.3727-0354.2	580354	L= 1.950
1.6 16V	81	06/05→09/06		09/05→; Scheibenbremse; <input type="checkbox"/>		24.3727-0333.2	580333	L= 1.860
						24.3727-0353.2	580353	L= 1.860
				09/05→; Scheibenbremse; <input type="checkbox"/>		24.3727-0334.2	580334	L= 1.948
						24.3727-0354.2	580354	L= 1.950
1.6 HDi	66 - 80	05/04→12/11		→ 03/10; Scheibenbremse; <input type="checkbox"/>		24.3727-0333.2	580333	L= 1.860
						24.3727-0353.2	580353	L= 1.860
				→ 03/10; Scheibenbremse; <input type="checkbox"/>		24.3727-0334.2	580334	L= 1.948
						24.3727-0354.2	580354	L= 1.950
1.8 16V	85	02/00→08/05		Trommelbremse; <input type="checkbox"/>		24.3727-0332.2	580332	L= 1.864
2.0	88	02/04→10/04		Scheibenbremse; <input type="checkbox"/>		24.3727-0333.2	580333	L= 1.860
						24.3727-0353.2	580353	L= 1.860
				Scheibenbremse; <input type="checkbox"/>		24.3727-0334.2	580334	L= 1.948
						24.3727-0354.2	580354	L= 1.950
2.0 16V	100	01/03→06/12		→ 03/10; Trommelbremse; <input type="checkbox"/>		24.3727-0332.2	580332	L= 1.864
				→ 03/10; Scheibenbremse; <input type="checkbox"/>		24.3727-0333.2	580333	L= 1.860
						24.3727-0353.2	580353	L= 1.860
				→ 03/10; Scheibenbremse; <input type="checkbox"/>		24.3727-0334.2	580334	L= 1.948
						24.3727-0354.2	580354	L= 1.950
2.0 16V	101	12/99→11/11		01/03→03/10; Trommelbremse; <input type="checkbox"/>		24.3727-0332.2	580332	L= 1.864
				01/03→03/10; Scheibenbremse; <input type="checkbox"/>		24.3727-0333.2	580333	L= 1.860
						24.3727-0353.2	580353	L= 1.860
				01/03→03/10; Scheibenbremse; <input type="checkbox"/>		24.3727-0334.2	580334	L= 1.948
→								

	kW			 	! #		
CITROËN - XSARA PICASSO (N68) 09/99→06/12							
 Seilzug, Feststellbremse							
2.0 16V	101	12/99→11/11		01/03→ 03/10; Scheibenbremse; <input type="checkbox"/>		24.3727-0354.2 580354	L= 1.950
2.0 HDi	66	12/99→12/11		06/00→ 03/10; Trommelbremse; <input type="checkbox"/>		24.3727-0332.2 580332	L= 1.864
				06/00→ 03/10; + ESP; Scheibenbremse; <input type="checkbox"/>		24.3727-0333.2 580333	L= 1.860
				<input type="checkbox"/>		24.3727-0353.2 580353	L= 1.860
				06/00→ 03/10; + ESP; Scheibenbremse; <input type="checkbox"/>		24.3727-0334.2 580334	L= 1.948
				<input type="checkbox"/>		24.3727-0354.2 580354	L= 1.950
CITROËN - ZX (N2) 03/91→07/99							
 Radbremszylinder							
1.1	44	03/91→06/97	➔	→Orga 05718; - ABS; <input type="checkbox"/>		24.3220-1603.3 020230	BDX GG
1.4	55	03/91→06/97					
1.4 i	55	03/91→06/97	➔	→Orga 05718; - ABS; <input type="checkbox"/>		24.3220-1604.3 020231	BDX GG
1.6 i	65	03/91→06/97				24.3220-1608.3 020235	TRW GG
1.9 D	47	03/91→06/97	➔	Orga 05719→; - ABS; <input type="checkbox"/>		24.3220-1615.3 020242	TRW GG
						24.3220-1617.3 020244	BDX GG
			➔	Orga 05719→; - ABS; <input type="checkbox"/>		24.3220-1616.3 020243	TRW GG
						24.3220-1618.3 020245	BDX GG
			➔	Orga 06749→; + ABS	2	24.3220-1711.3 020409	TRW GG
1.4 D 1.6	37 66	07/94→10/97 07/94→10/97	➔	→Orga 05718; - ABS; <input type="checkbox"/>		24.3220-1603.3 020230	BDX GG
						24.3220-1604.3 020231	BDX GG
						24.3220-1608.3 020235	TRW GG
			➔	Orga 05719→; → 06/97; - ABS; <input type="checkbox"/>		24.3220-1615.3 020242	TRW GG
						24.3220-1617.3 020244	BDX GG
			➔	Orga 05719→; → 06/97; - ABS; <input type="checkbox"/>		24.3220-1616.3 020243	TRW GG
			24.3220-1618.3 020245	BDX GG			
	➔	Orga 06749→; → 06/97; + ABS	2	24.3220-1711.3 020409	TRW GG		
1.8	76	03/91→10/97	➔	Orga 06749→; → 06/97; + ABS	2	24.3220-1711.3 020409	TRW GG
1.8	82	04/96→10/97	➔	→ 06/97	2	24.3220-1711.3 020409	TRW GG
1.8 D	44	06/93→06/97	➔	Orga 06749→; + ABS	2	24.3220-1711.3 020409	TRW GG
1.8 i	74	07/92→06/97					
1.8 i 16V	81	01/96→06/97	➔		2	24.3220-1711.3 020409	TRW GG
1.9 D	50	07/93→06/97	➔	06/94→; →Orga 05718; - ABS; <input type="checkbox"/>		24.3220-1603.3 020230	BDX GG
						24.3220-1604.3 020231	BDX GG
						24.3220-1608.3 020235	TRW GG
			➔	Orga 05719→; - ABS; <input type="checkbox"/>		24.3220-1615.3 020242	TRW GG
						24.3220-1617.3 020244	BDX GG
			➔	Orga 05719→; - ABS; <input type="checkbox"/>		24.3220-1616.3 020243	TRW GG
						24.3220-1618.3 020245	BDX GG
	➔	Orga 06749→; + ABS	2	24.3220-1711.3 020409	TRW GG		
1.9 DT	65	07/94→10/97	➔	→ 06/97; - ABS; <input type="checkbox"/>		24.3220-1615.3 020242	TRW GG
						24.3220-1617.3 020244	BDX GG
						24.3220-1616.3 020243	TRW GG
			➔	Orga 06749→; → 06/97; + ABS	2	24.3220-1711.3 020409	TRW GG
1.9 TD	66	07/92→06/97	➔	- ABS; <input type="checkbox"/>		24.3220-1615.3 020242	TRW GG
						24.3220-1617.3 020244	BDX GG
			➔	- ABS; <input type="checkbox"/>		24.3220-1616.3 020243	TRW GG
						24.3220-1618.3 020245	BDX GG
	➔	Orga 06749→; + ABS	2	24.3220-1711.3 020409	TRW GG		
Zubehörsatz, Bremsbacken							
1.1	44	03/91→06/97	➔	- ABS		03.0137-9086.2 669086	BDX
1.4	55	03/91→06/97				03.0137-9175.2 669175	TRW
1.4 i	55	03/91→06/97					
1.6 i	65	03/91→06/97	➔	Orga 06749→; + ABS		03.0137-9158.2 669158	TRW
1.8 D	44	06/93→06/97					
1.8 i	74	07/92→06/97					
1.9 D	47	03/91→06/97					
1.9 TD	66	07/92→06/97					
1.4 D	37	07/94→10/97	➔	→ 06/97; - ABS		03.0137-9086.2 669086	BDX
						03.0137-9175.2 669175	TRW
1.6	66	07/94→10/97					
1.8	76	03/91→10/97					
1.9 DT	65	07/94→10/97	➔	Orga 06749→; → 06/97; + ABS		03.0137-9158.2 669158	TRW
1.8	82	04/96→10/97	➔	→ 06/97		03.0137-9158.2 669158	TRW
→							










	kw			 	! #		
CITROËN - ZX (N2) 03/91→07/99							
Zubehörsatz, Bremsbacken							
1.8 i 16V	81	01/96→06/97	➡			03.0137-9158.2 669158	TRW
1.9 D	50	07/93→06/97	➡	06/94→; - ABS		03.0137-9086.2 669086	BDX
			➡			03.0137-9175.2 669175	TRW
			➡	Orga 06749→; + ABS		03.0137-9158.2 669158	TRW
 Bremsstrommel							
1.1	44	03/91→06/97	➡	- ABS		24.0218-0016.1 480011	Ø 212 x 44,5 / 181 - RLG / - ABS Ring
1.4	55	03/91→06/97	➡			24.0218-0716.2 480203	Ø 212 x 44,5 / 181 + RLG / - ABS Ring
1.4 i	55	03/91→06/97	➡				
1.6 i	65	03/91→06/97	➡				
1.8 D	44	06/93→06/97	➡				
1.8 i	74	07/92→06/97	➡	Orga 06749→; + ABS		24.0220-3014.1 480090	Ø 247 x 46,5 / 204,5 - RLG / - ABS Ring
1.9 D	47	03/91→06/97	➡				
1.9 TD	66	07/92→06/97	➡				
1.4 D	37	07/94→10/97	➡	→ 06/97; - ABS		24.0218-0016.1 480011	Ø 212 x 44,5 / 181 - RLG / - ABS Ring
1.6	66	07/94→10/97	➡			24.0218-0716.2 480203	Ø 212 x 44,5 / 181 + RLG / - ABS Ring
1.8	76	03/91→10/97	➡				
1.9 DT	65	07/94→10/97	➡	Orga 06749→; → 06/97; + ABS		24.0220-3014.1 480090	Ø 247 x 46,5 / 204,5 - RLG / - ABS Ring
1.8	82	04/96→10/97	➡	→ 06/97		24.0220-3014.1 480090	Ø 247 x 46,5 / 204,5 - RLG / - ABS Ring
1.8 i 16V	81	01/96→06/97	➡			24.0220-3014.1 480090	Ø 247 x 46,5 / 204,5 - RLG / - ABS Ring
1.9 D	50	07/93→06/97	➡	06/94→; - ABS		24.0218-0016.1 480011	Ø 212 x 44,5 / 181 - RLG / - ABS Ring
			➡			24.0218-0716.2 480203	Ø 212 x 44,5 / 181 + RLG / - ABS Ring
			➡	Orga 06749→; + ABS		24.0220-3014.1 480090	Ø 247 x 46,5 / 204,5 - RLG / - ABS Ring
 Bremsbackensatz							
1.1	44	03/91→06/97	➡	- ABS		03.0137-0197.2 650197	TRW Ø 180 x 32 + HEB
1.4	55	03/91→06/97	➡			03.0137-0261.2 650261	BDX Ø 180 x 32
1.4 i	55	03/91→06/97	➡				
1.6 i	65	03/91→06/97	➡	Orga 06749→; + ABS		03.0137-0312.2 650312	TRW Ø 203 x 38
1.9 D	47	03/91→06/97	➡			03.0520-5720.3 695720	TRW Ø 203 x 39 + RZ / + Zub TopKit
			➡	→Orga 05718; - ABS		03.0520-1820.3 691820	TRW Ø 180 x 32 + RZ / + Zub TopKit
			➡			03.0525-0004.3 EQ0004	TRW Ø 180 x 32 - RZ / + Zub Easy Quick
			➡	Orga 05719→; - ABS		03.0520-2520.3 692520	TRW Ø 180 x 32 + RZ / + Zub TopKit
			➡			03.0520-2620.3 692620	BDX Ø 180 x 32 + RZ / + Zub TopKit
			➡			03.0525-0004.3 EQ0004	TRW Ø 180 x 32 - RZ / + Zub Easy Quick
1.4 D	37	07/94→10/97	➡	→ 06/97; - ABS		03.0137-0197.2 650197	TRW Ø 180 x 32 + HEB
1.6	66	07/94→10/97	➡			03.0137-0261.2 650261	BDX Ø 180 x 32
			➡	Orga 06749→; → 06/97; + ABS		03.0137-0312.2 650312	TRW Ø 203 x 38
			➡			03.0520-5720.3 695720	TRW Ø 203 x 39 + RZ / + Zub TopKit
			➡	→Orga 05718; - ABS		03.0520-1820.3 691820	TRW Ø 180 x 32 + RZ / + Zub TopKit
			➡			03.0525-0004.3 EQ0004	TRW Ø 180 x 32 - RZ / + Zub Easy Quick
			➡	Orga 05719→; → 06/97; - ABS		03.0520-2520.3 692520	TRW Ø 180 x 32 + RZ / + Zub TopKit
			➡			03.0520-2620.3 692620	BDX Ø 180 x 32 + RZ / + Zub TopKit
			➡			03.0525-0004.3 EQ0004	TRW Ø 180 x 32 - RZ / + Zub Easy Quick
1.8	76	03/91→10/97	➡	→ 06/97; - ABS		03.0137-0197.2 650197	TRW Ø 180 x 32 + HEB
			➡			03.0137-0261.2 650261	BDX Ø 180 x 32
			➡	Orga 06749→; → 06/97; + ABS		03.0137-0312.2 650312	TRW Ø 203 x 38
			➡			03.0520-5720.3 695720	TRW Ø 203 x 39 + RZ / + Zub TopKit
1.8 →	82	04/96→10/97	➡	→ 06/97		03.0137-0312.2 650312	TRW Ø 203 x 38












	kw			 	! #		
CITROËN - ZX (N2) 03/91→07/99							
 Bremsbackensatz							
1.8	82	04/96→10/97	➡	→ 06/97		03.0520-5720.3 695720	TRW Ø 203 x 39 + RZ / + Zub TopKit
1.8 D 1.8 i	44 74	06/93→06/97 07/92→06/97	➡	- ABS		03.0137-0197.2 650197 03.0137-0261.2 650261	TRW Ø 180 x 32 + HEB BDX Ø 180 x 32
			➡	Orga 06749→; + ABS		03.0137-0312.2 650312 03.0520-5720.3 695720	TRW Ø 203 x 38 TRW Ø 203 x 39 + RZ / + Zub TopKit
1.8 i 16V	81	01/96→06/97	➡			03.0137-0312.2 650312 03.0520-5720.3 695720	TRW Ø 203 x 38 TRW Ø 203 x 39 + RZ / + Zub TopKit
1.9 D	50	07/93→06/97	➡	06/94→; - ABS		03.0137-0197.2 650197 03.0137-0261.2 650261	TRW Ø 180 x 32 + HEB BDX Ø 180 x 32
			➡	Orga 06749→; + ABS		03.0137-0312.2 650312 03.0520-5720.3 695720	TRW Ø 203 x 38 TRW Ø 203 x 39 + RZ / + Zub TopKit
			➡	06/94→; →Orga 05718; - ABS		03.0520-1820.3 691820 03.0525-0004.3 EQ0004	TRW Ø 180 x 32 + RZ / + Zub TopKit TRW Ø 180 x 32 - RZ / + Zub Easy Quick
			➡	Orga 05719→; - ABS		03.0520-2520.3 692520 03.0520-2620.3 692620 03.0525-0004.3 EQ0004	TRW Ø 180 x 32 + RZ / + Zub TopKit BDX Ø 180 x 32 + RZ / + Zub TopKit TRW Ø 180 x 32 - RZ / + Zub Easy Quick
1.9 DT	65	07/94→10/97	➡	→ 06/97; - ABS		03.0137-0197.2 650197 03.0137-0261.2 650261 03.0520-2520.3 692520 03.0520-2620.3 692620 03.0525-0004.3 EQ0004	TRW Ø 180 x 32 + HEB BDX Ø 180 x 32 TRW Ø 180 x 32 + RZ / + Zub TopKit BDX Ø 180 x 32 + RZ / + Zub TopKit TRW Ø 180 x 32 - RZ / + Zub Easy Quick
			➡	Orga 06749→; → 06/97; + ABS		03.0137-0312.2 650312 03.0520-5720.3 695720	TRW Ø 203 x 38 TRW Ø 203 x 39 + RZ / + Zub TopKit
1.9 TD	66	07/92→06/97	➡	- ABS		03.0137-0197.2 650197 03.0137-0261.2 650261 03.0520-2520.3 692520 03.0520-2620.3 692620 03.0525-0004.3 EQ0004	TRW Ø 180 x 32 + HEB BDX Ø 180 x 32 TRW Ø 180 x 32 + RZ / + Zub TopKit BDX Ø 180 x 32 + RZ / + Zub TopKit TRW Ø 180 x 32 - RZ / + Zub Easy Quick
			➡	Orga 06749→; + ABS		03.0137-0312.2 650312 03.0520-5720.3 695720	TRW Ø 203 x 38 TRW Ø 203 x 39 + RZ / + Zub TopKit
 Seilzug, Feststellbremse							
1.1	44	03/91→06/97		→Orga 07330; Scheibenbremse; <input type="checkbox"/>		24.3727-0304.2 580304	L= 1.612
1.4	55	03/91→06/97		→Orga 07330; Scheibenbremse; <input type="checkbox"/>		24.3727-0305.2 580305	L= 1.533
1.4 i	55	03/91→06/97		→Orga 07330; Scheibenbremse; <input type="checkbox"/>		24.3727-0305.2 580305	L= 1.533
1.6 i	65	03/91→06/97		→Orga 07330; Trommelbremse; <input type="checkbox"/>		24.3727-0306.2 580306	L= 1.493
1.8 D	44	06/93→06/97		→Orga 07330; Trommelbremse; <input type="checkbox"/>		24.3727-0307.2 580307	L= 1.585
1.8 i	74	07/92→06/97		→Orga 07330; Trommelbremse; <input type="checkbox"/>		24.3727-0307.2 580307	L= 1.585
1.8 i 16V	81	01/96→06/97		Orga 07331→; Trommelbremse; <input type="checkbox"/>		24.3727-0316.2 580316	L= 1.582
1.9	93	03/91→06/97		Orga 07331→; Trommelbremse; <input type="checkbox"/>		24.3727-0317.2 580317	L= 1.488
1.9 D	47	03/91→06/97					
1.9 i	88	03/91→06/97					
1.9 TD	66	07/92→06/97					
2.0 i	89	07/92→06/97					
2.0 i 16V	110 - 120	07/92→10/97					
1.4 D	37	07/94→10/97		→Orga 07330; Scheibenbremse; <input type="checkbox"/>		24.3727-0304.2 580304	L= 1.612
1.6	66	07/94→10/97		→Orga 07330; Scheibenbremse; <input type="checkbox"/>		24.3727-0305.2 580305	L= 1.533
1.8	76 - 82	03/91→10/97		→Orga 07330; Scheibenbremse; <input type="checkbox"/>		24.3727-0305.2 580305	L= 1.533
	82			→Orga 07330; Trommelbremse; <input type="checkbox"/>		24.3727-0306.2 580306	L= 1.493
1.9 DT	65	07/94→10/97		→Orga 07330; Trommelbremse; <input type="checkbox"/>		24.3727-0307.2 580307	L= 1.585
2.0	90	07/94→10/97		→Orga 07330; Trommelbremse; <input type="checkbox"/>		24.3727-0307.2 580307	L= 1.585
→				Orga 07331→; → 06/97; Trommelbremse; <input type="checkbox"/>		24.3727-0316.2 580316	L= 1.582

	kw			 	! #		
CITROËN - ZX (N2) 03/91→07/99							
 Seilzug, Feststellbremse							
1.4 D 1.6 1.8 1.9 DT 2.0	37 66 76 - 82 65 90	07/94→10/97 07/94→10/97 03/91→10/97 07/94→10/97 07/94→10/97		Orga 07331→; → 06/97; Trommelbremse; <input type="checkbox"/>		24.3727-0317.2 580317	L= 1.488
1.9 D	50	07/93→06/97		06/94→; →Orga 07330; Scheibenbremse; <input type="checkbox"/>		24.3727-0304.2 580304	L= 1.612
				06/94→; →Orga 07330; Scheibenbremse; <input type="checkbox"/>		24.3727-0305.2 580305	L= 1.533
				06/94→; →Orga 07330; Trommelbremse; <input type="checkbox"/>		24.3727-0306.2 580306	L= 1.493
				06/94→; →Orga 07330; Trommelbremse; <input type="checkbox"/>		24.3727-0307.2 580307	L= 1.585
				Orga 07331→; Trommelbremse; <input type="checkbox"/>		24.3727-0316.2 580316	L= 1.582
				Orga 07331→; Trommelbremse; <input type="checkbox"/>		24.3727-0317.2 580317	L= 1.488
2.0	122	09/96→10/97		Scheibenbremse; <input type="checkbox"/>		24.3727-0304.2 580304	L= 1.612
				Scheibenbremse; <input type="checkbox"/>		24.3727-0305.2 580305	L= 1.533
				Trommelbremse; <input type="checkbox"/>		24.3727-0306.2 580306	L= 1.493
				Trommelbremse; <input type="checkbox"/>		24.3727-0307.2 580307	L= 1.585
				→ 09/96; Orga 07331→; Trommelbremse; <input type="checkbox"/>		24.3727-0316.2 580316	L= 1.582
				→ 09/96; Orga 07331→; Trommelbremse; <input type="checkbox"/>		24.3727-0317.2 580317	L= 1.488
CITROËN - ZX Break (N2) 10/93→07/99							
 Radbremszylinder							
1.4 i 1.5 D 1.6 i 1.8 D 1.8 i 1.8 i 16V 1.9 D 1.9 TD	55 42 65 44 74 81 47 - 50 66	10/93→10/97 06/96→02/98 10/93→10/97 10/93→10/97 10/93→10/97 01/96→02/98 10/93→10/97 10/93→10/97	➔		2	24.3220-1702.3 020375	BDX GG
Zubehörsatz, Bremsbacken							
1.4 i 1.5 D 1.6 i 1.8 D 1.8 i 1.8 i 16V 1.9 D 1.9 TD	55 42 65 44 74 81 47 - 50 66	10/93→10/97 06/96→02/98 10/93→10/97 10/93→10/97 10/93→10/97 01/96→02/98 10/93→10/97 10/93→10/97	➔			03.0137-9228.2 669228	BDX
 Bremstrommel							
1.4 i 1.5 D 1.6 i 1.8 D 1.8 i 1.8 i 16V 1.9 D 1.9 TD	55 42 65 44 74 81 47 - 50 66	10/93→10/97 06/96→02/98 10/93→10/97 10/93→10/97 10/93→10/97 01/96→02/98 10/93→10/97 10/93→10/97	➔			24.0222-8017.1 480071	Ø 274 x 50,8 / 230
 Bremsbackensatz							
1.4 i 1.6 i 1.8 D 1.8 i 1.8 i 16V 1.9 D 1.9 TD	55 65 44 74 81 47 - 50 66	10/93→10/97 10/93→10/97 10/93→10/97 10/93→10/97 01/96→02/98 10/93→10/97 10/93→10/97	➔			03.0137-0370.2 650370	BDX Ø 229 x 42 + HEB
						03.0520-3220.3 693220	BDX Ø 229 x 42 + RZ / + Zub TopKit
1.5 D	42	06/96→02/98	➔			03.0137-0370.2 650370	BDX Ø 229 x 42 + HEB
 Seilzug, Feststellbremse							
1.4 i 1.5 D 1.6 i 1.8 D ➔	55 42 65 44	10/93→10/97 06/96→02/98 10/93→10/97 10/93→10/97		→Orga 07330; Scheibenbremse; <input type="checkbox"/> →Orga 07330; Scheibenbremse; <input type="checkbox"/> →Orga 07330; Trommelbremse; <input type="checkbox"/>		24.3727-0304.2 580304 24.3727-0305.2 580305 24.3727-0313.2 580313	L= 1.612 L= 1.533 L= 1.621 L2= 1.531











	kW			 	! #		
CITROËN - ZX Break (N2) 10/93→07/99							
 Seilzug, Feststellbremse							
1.8 i	74	10/93→10/97		Orga 07331→; Trommelbremse; <input type="checkbox"/>		24.3727-0320.2 580320	L= 1.610
1.8 i 16V	81	01/96→02/98					
1.9 D	47	10/93→10/97		Orga 07331→; Trommelbremse; <input type="checkbox"/>		24.3727-0321.2 580321	L= 1.520
	50						
1.9 TD	66	10/93→10/97					
DACIA - DOKKER Express Kasten/Großraumlimousine 11/12→							
 Radbremszylinder							
1.2 TCe 115	84 - 85	12/12→	➔			24.3222-1729.3 020526	ALU
1.3 TCe 100	75	08/19→					
1.3 TCe 130	96	08/19→					
1.5 Blue dCi 95	70	06/19→					
1.5 dCi	62 - 66	11/12→					
1.5 dCi 75 / Blue dCi 75	55	12/12→					
1.6	61 - 75	12/12→					
1.6 LPG	61 - 75	11/13→					
1.6 LPG	80	08/18→	➔		2	24.3222-1729.3 020526	ALU
Zubehörsatz, Bremsbacken							
1.2 TCe 115	84 - 85	12/12→	➔			03.0137-9228.2 669228	BDX
1.3 TCe 100	75	08/19→					
1.3 TCe 130	96	08/19→					
1.5 Blue dCi 95	70	06/19→					
1.5 dCi	62 - 66	11/12→					
1.5 dCi 75 / Blue dCi 75	55	12/12→					
1.6	61 - 75	12/12→					
1.6 LPG	61 - 80	11/13→					
Bremsbackensatz							
1.2 TCe 115	84 - 85	12/12→	➔			03.0137-0496.2 650496	BDX Ø 228 x 42 + HEB
1.3 TCe 100	75	08/19→				03.0520-7222.3 697222	Ø 228 x 42 + RZ / + Zub TopKit
1.3 TCe 130	96	08/19→					
1.5 Blue dCi 95	70	06/19→					
1.5 dCi	62 - 66	11/12→					
1.5 dCi 75 / Blue dCi 75	55	12/12→					
1.6	61 - 75	12/12→					
1.6 LPG	61 - 80	11/13→					
DACIA - DOKKER Großraumlimousine (KE_) 11/12→							
 Radbremszylinder							
1.2 TCe	85	11/12→	➔		2	24.3222-1729.3 020526	ALU
1.3 TCe 100	75	08/19→					
1.3 TCe 130	96	03/19→					
1.5 Blue dCi 95	70	12/18→					
1.5 dCi / Blue dCi 75	55	11/12→					
1.5 dCi	63 - 66	11/12→					
1.6	61 - 75	11/12→					
1.6 LPG	61 - 80	11/13→					
Zubehörsatz, Bremsbacken							
1.2 TCe	85	11/12→	➔			03.0137-9228.2 669228	BDX
1.3 TCe 100	75	08/19→					
1.3 TCe 130	96	03/19→					
1.5 Blue dCi 95	70	12/18→					
1.5 dCi / Blue dCi 75	55	11/12→					
1.5 dCi	63 - 66	11/12→					
1.6	61 - 75	11/12→					
1.6 LPG	61 - 80	11/13→					
→							












	kw					! #		
DACIA - DOKKER Großraumlimousine (KE_) 11/12→								
Bremsbackensatz								
1.2 TCe	85	11/12→	➔				03.0137-0496.2 650496	BDX Ø 228 x 42 + HEB
1.3 TCe 100	75	08/19→					03.0520-7222.3 697222	Ø 228 x 42 + RZ / + Zub TopKit
1.3 TCe 130	96	03/19→						
1.5 Blue dCi 95	70	12/18→						
1.5 dCi / Blue dCi 75	55	11/12→						
1.5 dCi	63 - 66	11/12→						
1.6	61 - 75	11/12→						
1.6 LPG	61 - 80	11/13→						
DACIA - DUSTER (HM_) 10/17→								
Radbremszylinder								
1.0 LPG	74	01/19→	➔		2	24.3222-1729.3 020526	ALU	
1.0 TCe 100	74	01/19→						
1.0 TCe 90	67	05/21→						
1.2 TCe 125	92	10/17→						
1.3 TCe 130	96	01/19→						
1.3 TCe 150	110	01/19→						
1.5 dCi 110	80	10/17→						
1.5 dCi 115	85	10/17→						
1.5 dCi 90	66	10/17→						
1.5 dCi 95	70	10/17→						
1.6 S Ce 115	84	10/17→						
1.6 S Ce 115 LPG	80	10/17→						
Zubehörsatz, Bremsbacken								
1.0 LPG	74	01/19→	➔			03.0137-9228.2 669228	BDX	
1.0 TCe 100	74	01/19→						
1.0 TCe 90	67	05/21→						
1.2 TCe 125	92	10/17→						
1.3 TCe 130	96	01/19→						
1.3 TCe 150	110	01/19→						
1.5 dCi 110	80	10/17→						
1.5 dCi 115	85	10/17→						
1.5 dCi 90	66	10/17→						
1.5 dCi 95	70	10/17→						
1.6 S Ce 115	84	10/17→						
1.6 S Ce 115 LPG	80	10/17→						
1.0 TCe 100 4x4	74	01/19→	➔			03.0137-9312.2 669312		
1.2 TCe 125 4x4	92	10/17→						
1.3 TCe 130 4x4	96	01/19→						
1.3 TCe 150 4x4	110	01/19→						
1.5 dCi 110 4x4	80	10/17→						
1.5 dCi 115 4x4	85	10/17→						
1.6 S Ce 115 4x4	84	10/17→						
2.0 16V 4x4	101	04/18→						
Bremsbackensatz								
1.0 LPG	74	01/19→	➔			03.0137-0496.2 650496	BDX Ø 228 x 42 + HEB	
1.0 TCe 100	74	01/19→				03.0520-7222.3 697222	Ø 228 x 42 + RZ / + Zub TopKit	
1.0 TCe 90	67	05/21→						
1.2 TCe 125	92	10/17→						
1.3 TCe 130	96	01/19→						
1.3 TCe 150	110	01/19→						
1.5 dCi 110	80	10/17→						
1.5 dCi 115	85	10/17→						
1.5 dCi 90	66	10/17→						
1.5 dCi 95	70	10/17→						
1.6 S Ce 115	84	10/17→						
1.6 S Ce 115 LPG	80	10/17→						
1.0 TCe 100 4x4	74	01/19→	➔			03.0137-0507.2 650507	Ø 228 x 42 + HEB	
1.2 TCe 125 4x4	92	10/17→						
1.3 TCe 130 4x4	96	01/19→						
1.3 TCe 150 4x4	110	01/19→						
1.5 dCi 110 4x4	80	10/17→						
1.5 dCi 115 4x4	85	10/17→						
1.6 S Ce 115 4x4	84	10/17→						
2.0 16V 4x4	101	04/18→						
DACIA - DUSTER (HS_) 04/10→01/18								
Radbremszylinder								
1.2 TCe 125	92	10/13→01/18	➔	→ 06/16	2	24.3219-1761.3 020536	ALU	
1.6 S Ce 115	84	06/15→01/18	➔	→ 07/16→	2	24.3222-1729.3 020526	ALU	
1.2 TCe 125 4x4	92	06/15→01/18	➔	→ 06/16; ☐		24.3219-1763.3 020543	ALU	
1.6 16V 4x4	77	06/10→01/18	➔					
1.6 S Ce 115 4x4	84	06/15→01/18	➔	→ 06/16; ☐		24.3219-1764.3 020544	ALU	
➔								












	kw			i 	! #		
DACIA - DUSTER (HS_) 04/10→01/18							
 Radbremszylinder							
1.5 dCi 1.6 16V 1.6 16V LPG 1.6 SCe 115 LPG	63 - 79 77 77 84	04/10→01/18 04/10→01/18 04/11→01/18 06/15→01/18	➔		2	24.3219-1761.3 020536	ALU
1.5 dCi	80 - 81	08/13→01/18	➔	09/13→	2	24.3219-1761.3 020536	ALU
1.5 dCi	66	10/10→01/18	➔	Felgenreiße [Zoll]: 17; Br.trommeldurchm.innen [Zoll]: 9	2	24.3219-1761.3 020536	ALU
1.5 dCi 4x4	66 - 81	10/10→01/18	➔			24.3219-1763.3 020543	ALU
			➔			24.3219-1764.3 020544	ALU
1.6 16V Hi-Flex	77	08/10→01/18	➔	04/11→	2	24.3219-1761.3 020536	ALU
Zubehörsatz, Bremsbacken							
1.2 TCe 125 1.5 dCi 1.6 16V 1.6 16V LPG 1.6 SCe 115 1.6 SCe 115 LPG	92 63 - 79 77 77 84 84	10/13→01/18 04/10→01/18 04/10→01/18 04/11→01/18 06/15→01/18 06/15→01/18	➔			03.0137-9228.2 669228	BDX
1.2 TCe 125 4x4 1.5 dCi 4x4 1.6 16V 4x4 1.6 SCe 115 4x4	92 66 - 81 77 84	06/15→01/18 10/10→01/18 06/10→01/18 06/15→01/18	➔			03.0137-9312.2 669312	
1.5 dCi	80 - 81	08/13→01/18	➔	09/13→		03.0137-9228.2 669228	BDX
1.6 16V Hi-Flex	77	08/10→01/18	➔	04/11→		03.0137-9228.2 669228	BDX
 Bremsbackensatz							
1.2 TCe 125 1.6 SCe 115	92 84	10/13→01/18 06/15→01/18	➔			03.0137-0496.2 650496	BDX Ø 228 x 42 + HEB
			➔	→ 06/16		03.0520-7919.3 697919	Ø 228 x 42 + RZ / + Zub TopKit
1.2 TCe 125 4x4 1.6 16V 4x4 1.6 SCe 115 4x4	92 77 84	06/15→01/18 06/10→01/18 06/15→01/18	➔			03.0137-0507.2 650507	Ø 228 x 42 + HEB
			➔	→ 06/16		03.0520-8019.3 698019	Ø 228 x 42 + RZ / + Zub TopKit
1.5 dCi 1.6 16V 1.6 16V LPG 1.6 SCe 115 LPG	63 - 79 77 77 84	04/10→01/18 04/10→01/18 04/11→01/18 06/15→01/18	➔			03.0137-0496.2 650496	BDX Ø 228 x 42 + HEB
			➔			03.0520-7919.3 697919	Ø 228 x 42 + RZ / + Zub TopKit
1.5 dCi	80 - 81	08/13→01/18	➔	09/13→		03.0137-0496.2 650496	BDX Ø 228 x 42 + HEB
			➔			03.0520-7919.3 697919	Ø 228 x 42 + RZ / + Zub TopKit
1.5 dCi 4x4	66 - 81	10/10→01/18	➔			03.0137-0507.2 650507	Ø 228 x 42 + HEB
			➔			03.0520-8019.3 698019	Ø 228 x 42 + RZ / + Zub TopKit
1.6 16V Hi-Flex	77	08/10→01/18	➔	04/11→		03.0137-0496.2 650496	BDX Ø 228 x 42 + HEB
			➔			03.0520-7919.3 697919	Ø 228 x 42 + RZ / + Zub TopKit
DACIA - DUSTER Kasten/SUV 04/11→							
 Radbremszylinder							
1.2 TCe 125 4x4 1.6 16V 4x4 1.6 SCe 115 4x4	92 77 84	10/13→ 04/11→ 06/15→01/18	➔	→ 06/16; ☐		24.3219-1763.3 020543	ALU
			➔	→ 06/16; ☐		24.3219-1764.3 020544	ALU
1.5 dCi 1.6 16V 1.6 16V Hi-Flex	66 77 77	04/11→ 04/11→ 04/11→	➔			24.3219-1761.3 020536	ALU
1.5 dCi	80	04/13→	➔	09/13→		24.3219-1761.3 020536	ALU
1.5 dCi 4x4	66	04/11→	➔	☐		24.3219-1763.3 020543	ALU
			➔	☐		24.3219-1764.3 020544	ALU
1.5 dCi 4x4	80	04/13→	➔	08/13→; ☐		24.3219-1763.3 020543	ALU
			➔	08/13→; ☐		24.3219-1764.3 020544	ALU
1.6 SCe 115	84	06/15→	➔	→ 06/16		24.3219-1761.3 020536	ALU
			➔	07/16→		24.3222-1729.3 020526	ALU
Zubehörsatz, Bremsbacken							
1.2 TCe 125 4x4 1.5 dCi 4x4 1.6 16V 4x4 1.6 SCe 115 4x4	92 66 - 80 77 84	10/13→ 04/11→ 04/11→ 06/15→01/18	➔			03.0137-9312.2 669312	













	kw			 	! #		
DACIA - DUSTER Kasten/SUV 04/11→							
Zubehörsatz, Bremsbacken							
1.5 dCi 1.6 16V 1.6 16V Hi-Flex 1.6 SCe 115	66 77 77 84	04/11→ 04/11→ 04/11→ 06/15→	➔			03.0137-9228.2 669228	BDX
1.5 dCi	80	04/13→	➔	09/13→		03.0137-9228.2 669228	BDX
 Bremsbackensatz							
1.2 TCe 125 4x4	92	10/13→	➔	06/15→		03.0137-0507.2 650507	Ø 228 x 42 + HEB
			➔	→ 06/16		03.0520-8019.3 698019	Ø 228 x 42 + RZ / + Zub TopKit
1.5 dCi 1.6 16V 1.6 16V Hi-Flex	66 77 77	04/11→ 04/11→ 04/11→	➔			03.0137-0496.2 650496 03.0520-7919.3 697919	BDX Ø 228 x 42 + HEB Ø 228 x 42 + RZ / + Zub TopKit
1.5 dCi	80	04/13→	➔	09/13→		03.0137-0496.2 650496 03.0520-7919.3 697919	BDX Ø 228 x 42 + HEB Ø 228 x 42 + RZ / + Zub TopKit
1.5 dCi 4x4	66	04/11→	➔			03.0137-0507.2 650507 03.0520-8019.3 698019	Ø 228 x 42 + HEB Ø 228 x 42 + RZ / + Zub TopKit
1.5 dCi 4x4	80	04/13→	➔	08/13→		03.0137-0507.2 650507 03.0520-8019.3 698019	Ø 228 x 42 + HEB Ø 228 x 42 + RZ / + Zub TopKit
1.6 16V 4x4 1.6 SCe 115 4x4	77 84	04/11→ 06/15→01/18	➔	→ 06/16		03.0137-0507.2 650507 03.0520-8019.3 698019	Ø 228 x 42 + HEB Ø 228 x 42 + RZ / + Zub TopKit
1.6 SCe 115	84	06/15→	➔	→ 06/16		03.0137-0496.2 650496 03.0520-7919.3 697919	BDX Ø 228 x 42 + HEB Ø 228 x 42 + RZ / + Zub TopKit
DACIA - LODGY (JS_) 03/12→							
 Radbremszylinder							
1.2 TCe 1.3 TCe 100 1.3 TCe 130 1.5 Blue dCi 115 1.5 Blue dCi 95 1.5 dCi 1.6 1.6 LPG 1.6 SCe 100	85 75 96 85 70 63 - 81 61 61 - 80 75	03/12→ 01/19→ 01/19→ 08/18→ 08/18→ 03/12→ 03/12→ 11/13→ 08/15→	➔		2	24.3222-1729.3 020526	ALU
Zubehörsatz, Bremsbacken							
1.2 TCe 1.3 TCe 100 1.3 TCe 130 1.5 Blue dCi 115 1.5 Blue dCi 95 1.5 dCi 1.6 1.6 LPG 1.6 SCe 100	85 75 96 85 70 63 - 81 61 61 - 80 75	03/12→ 01/19→ 01/19→ 08/18→ 08/18→ 03/12→ 03/12→ 11/13→ 06/15→	➔			03.0137-9228.2 669228	BDX
 Bremsbackensatz							
1.2 TCe 1.3 TCe 100 1.3 TCe 130 1.5 Blue dCi 115 1.5 Blue dCi 95 1.5 dCi 1.6 1.6 LPG 1.6 SCe 100	85 75 96 85 70 63 - 81 61 61 - 80 75	03/12→ 01/19→ 01/19→ 08/18→ 08/18→ 03/12→ 03/12→ 11/13→ 06/15→	➔			03.0137-0496.2 650496 03.0520-7222.3 697222	BDX Ø 228 x 42 + HEB Ø 228 x 42 + RZ / + Zub TopKit
DACIA - LOGAN (LS_) 08/04→							
 Radbremszylinder							
1.0 Hi-Flex 1.5 dCi	56 55	01/11→10/12 05/10→12/12	➔	+ ABS	2	24.3217-1711.3 020449	BOS ALU
			➔	- ABS	2	24.3219-1722.3 020426	BDX GG
1.2 16V 1.2 16V LPG 1.4 1.5 dCi	55 55 55 48 - 65	02/06→ 02/06→ 09/04→ 09/05→	➔	+ ABS; → 04/13	2	24.3217-1710.3 020420 24.3217-1711.3 020449	TRW GG BOS ALU
→			➔	- ABS; → 04/13	2	24.3219-1722.3 020426	BDX GG

	kw				! #		
DACIA - LOGAN (LS_) 08/04→							
 Radbremszylinder							
1.6 16V 1.6 MPI 85	77 62	02/06→ 05/10→	➡	+ ABS; → 04/13	2	24.3217-1710.3 020420 24.3217-1711.3 020449	TRW GG BOS ALU
			➡	- ABS; → 04/13	2	24.3219-1722.3 020426	BDX GG
1.4 MPI LPG 1.5 dCi	55 50 - 63	02/06→12/12 01/06→12/12	➡	+ ABS	2	24.3217-1710.3 020420 24.3217-1711.3 020449	TRW GG BOS ALU
1.6 1.6 LPG	64 64	09/04→ 08/04→03/11	➡	- ABS	2	24.3219-1722.3 020426	BDX GG
1.6 16V Flexifuel	77	07/10→	➡	01/11→; + ABS; → 04/13	2	24.3217-1711.3 020449	BOS ALU
			➡	01/11→; - ABS; → 04/13	2	24.3219-1722.3 020426	BDX GG
1.6 Bifuel	62	05/10→	➡	+ ABS; → 04/13	2	24.3217-1710.3 020420	TRW GG
			➡	- ABS; → 04/13	2	24.3219-1722.3 020426	BDX GG
Zubehörsatz, Bremsbacken							
1.0 Hi-Flex 1.4 MPI LPG 1.5 dCi	56 55 50 - 63	01/11→10/12 02/06→12/12 01/06→12/12	➡			03.0137-9088.2 669088 03.0137-9274.2 669274	BDX BOS
1.2 16V 1.2 16V LPG 1.4 1.5 dCi	55 55 55 48 - 65	02/06→ 02/06→ 09/04→ 09/05→	➡	→ 04/13		03.0137-9088.2 669088 03.0137-9274.2 669274	BDX BOS
1.6 MPI 85	62	05/10→					
1.6 1.6 LPG	64 64	09/04→ 08/04→03/11	➡	12/08→		03.0137-9088.2 669088	BDX
			➡			03.0137-9274.2 669274	BOS
1.6 16V	77	02/06→	➡	12/08→ 04/13		03.0137-9088.2 669088	BDX
			➡	→ 04/13		03.0137-9274.2 669274	BOS
1.6 16V Flexifuel	77	07/10→	➡	01/11→ 04/13		03.0137-9088.2 669088 03.0137-9274.2 669274	BDX BOS
1.6 Bifuel	62	05/10→	➡	→ 04/13		03.0137-9088.2 669088	BDX
 Bremstrommel							
1.4 MPI LPG 1.5 dCi	55 50 - 63	02/06→12/12 01/06→12/12	➡			24.0218-0032.1 480118 24.0218-0732.2 480207	∅ 208 x 53,5 / 181 - RLG ∅ 208 x 53,5 / 181 + RLG
1.6 1.6 LPG	64 64	09/04→ 08/04→03/11	➡	- ABS		24.0220-3037.1 480308 24.0220-3721.2 480213	∅ 234 x 48 / 204,5 - RLG / - ABS Ring ∅ 234 x 48 / 204,5 + RLG / + ABS Ring
1.5 dCi	48 - 65	09/05→	➡	→ 04/13		24.0218-0032.1 480118	∅ 208 x 53,5 / 181 - RLG
1.6 16V 1.6 Bifuel 1.6 MPI 85	77 62 62	02/06→ 05/10→ 05/10→	➡	→ 04/13; - ABS		24.0218-0732.2 480207 24.0220-3037.1 480308 24.0220-3721.2 480213	∅ 208 x 53,5 / 181 + RLG ∅ 234 x 48 / 204,5 - RLG / - ABS Ring ∅ 234 x 48 / 204,5 + RLG / + ABS Ring
 Bremsbackensatz							
1.0 Hi-Flex	56	01/11→10/12	➡			03.0137-0358.2 650358 03.0137-0532.2 650532	BDX ∅ 180 x 42 + HEB BOS ∅ 203 x 39 + HEB
1.2 16V 1.2 16V LPG 1.4 1.5 dCi	55 55 55 48 - 65	02/06→ 02/06→ 09/04→ 09/05→	➡	→ 04/13		03.0137-0358.2 650358 03.0137-0532.2 650532	BDX ∅ 180 x 42 + HEB BOS ∅ 203 x 39 + HEB
1.6 MPI 85	62	05/10→	➡	+ ABS; → 04/13		03.0520-3517.3 693517 03.0520-5017.3 695017	TRW ∅ 203 x 39 + RZ / + Zub TopKit BOS ∅ 203 x 39 + RZ / + Zub TopKit
			➡	- ABS; → 04/13		03.0520-4719.3 694719 03.0525-0023.3 EQ0023	BOS ∅ 180 x 42 + RZ / + Zub TopKit BDX ∅ 180 x 42 - RZ / + Zub Easy Quick
1.4 MPI LPG 1.5 dCi	55 50 - 63	02/06→12/12 01/06→12/12	➡			03.0137-0358.2 650358 03.0137-0532.2 650532	BDX ∅ 180 x 42 + HEB BOS ∅ 203 x 39 + HEB
			➡	+ ABS		03.0520-3517.3 693517 03.0520-5017.3 695017	TRW ∅ 203 x 39 + RZ / + Zub TopKit BOS ∅ 203 x 39 + RZ / + Zub TopKit
			➡	- ABS		03.0520-4719.3 694719	BOS ∅ 180 x 42 + RZ / + Zub TopKit

	kw			 	! #		
DACIA - LOGAN (LS_) 08/04→							
 Bremsbackensatz							
1.4 MPI LPG 1.5 dCi	55 50 - 63	02/06→12/12 01/06→12/12	➡	- ABS		03.0525-0023.3 EQ0023	BDX Ø 180 x 42 - RZ / + Zub Easy Quick
1.5 dCi	55	05/10→12/12	➡			03.0137-0358.2 650358 03.0137-0532.2 650532	BDX Ø 180 x 42 + HEB BOS Ø 203 x 39 + HEB
			➡	- ABS		03.0520-4719.3 694719 03.0525-0023.3 EQ0023	BOS Ø 180 x 42 + RZ / + Zub TopKit BDX Ø 180 x 42 - RZ / + Zub Easy Quick
			➡	+ ABS		03.0520-5017.3 695017	BOS Ø 203 x 39 + RZ / + Zub TopKit
1.6 1.6 LPG	64 64	09/04→ 08/04→03/11	➡	12/08→		03.0137-0358.2 650358	BDX Ø 180 x 42 + HEB
			➡			03.0137-0532.2 650532	BOS Ø 203 x 39 + HEB
			➡	+ ABS		03.0520-3517.3 693517 03.0520-5017.3 695017	TRW Ø 203 x 39 + RZ / + Zub TopKit BOS Ø 203 x 39 + RZ / + Zub TopKit
			➡	- ABS		03.0520-4719.3 694719 03.0525-0023.3 EQ0023	BOS Ø 180 x 42 + RZ / + Zub TopKit BDX Ø 180 x 42 - RZ / + Zub Easy Quick
1.6 16V	77	02/06→	➡	12/08→ 04/13		03.0137-0358.2 650358	BDX Ø 180 x 42 + HEB
			➡	→ 04/13		03.0137-0532.2 650532	BOS Ø 203 x 39 + HEB
			➡	+ ABS; → 04/13		03.0520-3517.3 693517 03.0520-5017.3 695017	TRW Ø 203 x 39 + RZ / + Zub TopKit BOS Ø 203 x 39 + RZ / + Zub TopKit
			➡	- ABS; → 04/13		03.0520-4719.3 694719 03.0525-0023.3 EQ0023	BOS Ø 180 x 42 + RZ / + Zub TopKit BDX Ø 180 x 42 - RZ / + Zub Easy Quick
1.6 16V Flexifuel	77	07/10→	➡	01/11→ 04/13		03.0137-0358.2 650358 03.0137-0532.2 650532	BDX Ø 180 x 42 + HEB BOS Ø 203 x 39 + HEB
			➡	01/11→; - ABS; → 04/13		03.0520-4719.3 694719 03.0525-0023.3 EQ0023	BOS Ø 180 x 42 + RZ / + Zub TopKit BDX Ø 180 x 42 - RZ / + Zub Easy Quick
			➡	01/11→; + ABS; → 04/13		03.0520-5017.3 695017	BOS Ø 203 x 39 + RZ / + Zub TopKit
1.6 Bifuel	62	05/10→	➡	→ 04/13		03.0137-0358.2 650358	BDX Ø 180 x 42 + HEB
			➡	+ ABS; → 04/13		03.0520-3517.3 693517	TRW Ø 203 x 39 + RZ / + Zub TopKit
			➡	- ABS; → 04/13		03.0520-4719.3 694719 03.0525-0023.3 EQ0023	BOS Ø 180 x 42 + RZ / + Zub TopKit BDX Ø 180 x 42 - RZ / + Zub Easy Quick
 Seilzug, Feststellbremse							
1.0 Hi-Flex 1.4 MPI LPG 1.5 dCi	56 55 50 - 63	01/11→10/12 02/06→12/12 01/06→12/12		+ ABS; Trommelbremse; ⚠	2	24.3727-1073.2 581073	L= 1.680
1.6 1.6 LPG	64 64	09/04→ 08/04→03/11					
1.2 16V 1.2 16V LPG 1.4 1.5 dCi	55 55 55 48 - 65	02/06→ 02/06→ 09/04→ 09/05→		+ ABS; → 04/13; Trommelbremse; ⚠	2	24.3727-1073.2 581073	L= 1.680
1.6 16V 1.6 Bifuel 1.6 MPI 85	77 62 62	02/06→ 05/10→ 05/10→					
1.6 16V Flexifuel	77	07/10→		01/11→; + ABS; → 04/13; Trommelbremse; ⚠	2	24.3727-1073.2 581073	L= 1.680
DACIA - LOGAN II 10/12→							
 Radbremszylinder							
1.0 LPG 1.0 TCe 100 1.5 dCi	74 74 63 - 66	11/19→ 11/19→ 10/12→	➡	Br.trommeldurchm.innen [Zoll]: 8	2	24.3217-1711.3 020449	BOS ALU
			➡	Br.trommeldurchm.innen [Zoll]: 9	2	24.3219-1761.3 020536	ALU









	kw			 	! #		
DACIA - LOGAN II 10/12→							
 Radbremszylinder							
1.6	59 - 63	06/13→	➔	Br.trommeldurchm.innen [Zoll]: 8	2	24.3217-1711.3 020449	BOS ALU
1.6 16V TCe 90 TCe 90 LPG	77 - 66 - 66	01/13→ 10/12→ 09/15→	➔	Br.trommeldurchm.innen [Zoll]: 9	2	24.3219-1761.3 020536	ALU
1.0 SCe 75 1.2	54 - 54 - 55	01/17→ 10/12→	➔		2	24.3217-1711.3 020449	BOS ALU
1.2 LPG 1.5 Blue dCi 95 1.5 dCi / Blue dCi 75	53 - 55 - 70 - 55	10/12→ 10/12→ 05/18→ 10/12→					
Zubehörsatz, Bremsbacken							
1.0 LPG 1.0 TCe 100 1.5 dCi	74 - 74 - 63 - 66	11/19→ 11/19→ 10/12→	➔	Br.trommeldurchm.innen [Zoll]: 9		03.0137-9228.2 669228	BDX
1.6 1.6 16V TCe 90 TCe 90 LPG	59 - 63 - 77 - 66 - 66	06/13→ 06/13→ 01/13→ 10/12→ 09/15→	➔	Br.trommeldurchm.innen [Zoll]: 8		03.0137-9274.2 669274	BOS
1.0 SCe 75 1.2	54 - 54 - 55	01/17→ 10/12→	➔			03.0137-9274.2 669274	BOS
1.2 LPG 1.5 Blue dCi 95 1.5 dCi / Blue dCi 75	53 - 55 - 70 - 55	10/12→ 10/12→ 05/18→ 10/12→					
 Bremsbackensatz							
1.0 LPG 1.0 TCe 100 1.5 dCi	74 - 74 - 63 - 66	11/19→ 11/19→ 10/12→	➔	Br.trommeldurchm.innen [Zoll]: 9		03.0137-0496.2 650496 03.0520-7919.3 697919	BDX Ø 228 x 42 + HEB Ø 228 x 42 + RZ / + Zub TopKit
1.6 1.6 16V TCe 90 TCe 90 LPG	59 - 63 - 77 - 66 - 66	06/13→ 06/13→ 01/13→ 10/12→ 09/15→	➔	Br.trommeldurchm.innen [Zoll]: 8		03.0137-0532.2 650532 03.0520-5017.3 695017	BOS Ø 203 x 39 + HEB BOS Ø 203 x 39 + RZ / + Zub TopKit
1.0 SCe 75 1.2	54 - 54 - 55	01/17→ 10/12→	➔			03.0137-0532.2 650532 03.0520-5017.3 695017	BOS Ø 203 x 39 + HEB BOS Ø 203 x 39 + RZ / + Zub TopKit
1.2 LPG 1.5 Blue dCi 95 1.5 dCi / Blue dCi 75	53 - 55 - 70 - 55	10/12→ 10/12→ 05/18→ 10/12→					
 Seilzug, Feststellbremse							
1.0 LPG 1.0 TCe 100	74 - 74	11/19→ 11/19→		für Individualausstattungs-ID: SPRGAZ; ↓	2	24.3727-1073.2 581073	L= 1.680
1.0 SCe 75 1.2	54 - 54 - 55	01/17→ 10/12→		Trommelbremse; ↓	2	24.3727-1073.2 581073	L= 1.680
1.2 LPG 1.5 Blue dCi 95 1.5 dCi	53 - 55 - 70 - 63 - 66	10/12→ 10/12→ 05/18→ 10/12→					
1.5 dCi / Blue dCi 75 1.6 16V TCe 90 TCe 90 LPG	55 - 77 - 66 - 66	10/12→ 01/13→ 10/12→ 09/15→					
1.6	59 - 63	06/13→		Br.trommeldurchm.innen [Zoll]: 8; Trommelbremse; ↓	2	24.3727-1073.2 581073	L= 1.680
DACIA - LOGAN EXPRESS (FS_) 10/07→							
 Radbremszylinder							
1.4 1.5 dCi	55 - 50	03/09→ 03/09→	➔	- ABS; → 06/13		24.3219-1761.3 020536	ALU
			➔	+ ABS; → 06/13		24.3222-1729.3 020526	ALU
1.5 dCi	55 - 65	03/09→	➔	→ 06/13		24.3222-1729.3 020526	ALU
1.6 1.6 MPI 85	64 - 62	03/09→ 05/10→					
1.6 LPG →	62	05/10→12/12	➔		2	24.3222-1729.3 020526	ALU














	kw			 	! #		
DACIA - LOGAN EXPRESS (FS_) 10/07→							
Zubehörsatz, Bremsbacken							
1.4 1.5 dCi	55 50 - 65	03/09→ 03/09→	➔	→ 06/13		03.0137-9228.2 669228	BDX
1.6 1.6 MPI 85	64 62	03/09→ 05/10→					
1.6 LPG	62	05/10→12/12	➔			03.0137-9228.2 669228	BDX
 Bremsbackensatz							
1.4 1.5 dCi	55 50 - 65	03/09→ 03/09→	➔	→ 06/13		03.0137-0496.2 650496	BDX Ø 228 x 42 + HEB
1.6 1.6 MPI 85	64 62	03/09→ 05/10→	➔	→ 06/13; + ABS		03.0520-7222.3 697222 03.0520-7919.3 697919	Ø 228 x 42 + RZ / + Zub TopKit Ø 228 x 42 + RZ / + Zub TopKit
1.6 LPG	62	05/10→12/12	➔			03.0137-0496.2 650496 03.0520-7222.3 697222	BDX Ø 228 x 42 + HEB Ø 228 x 42 + RZ / + Zub TopKit
 Seilzug, Feststellbremse							
1.4 1.5 dCi	55 50 - 65	03/09→ 03/09→		→ 06/13; Trommelbremse; ⚠	2	24.3727-1074.2 581074	L= 1.993
1.6 MPI 85	62	05/10→					
1.6	64	03/09→		→ 06/13; Trommelbremse; ⚠	2	24.3727-1073.2 581073	L= 1.680
1.6 LPG	62	05/10→12/12		Trommelbremse; ⚠	2	24.3727-1074.2 581074	L= 1.993
DACIA - LOGAN MCV (KS_) 02/07→							
 Radbremszylinder							
1.4 1.5 dCi	55 48 - 65	02/07→ 02/07→	➔	→ 04/13; - ABS	2	24.3219-1761.3 020536	ALU
1.6 1.6 16V 1.6 16V Hi-Flex 1.6 Bifuel	64 77 77 62 - 64	02/07→06/13 02/07→ 11/09→ 11/08→	➔	→ 04/13; + ABS	2	24.3222-1729.3 020526	ALU
1.5 dCi	63	09/07→12/12	➔	- ABS	2	24.3219-1761.3 020536	ALU
			➔	+ ABS	2	24.3222-1729.3 020526	ALU
1.6 MPI 85	62	05/10→	➔	- ABS	2	24.3219-1761.3 020536	ALU
			➔	→ 04/13; + ABS	2	24.3222-1729.3 020526	ALU
Zubehörsatz, Bremsbacken							
1.4 1.5 dCi	55 48 - 65	02/07→ 02/07→	➔	→ 04/13		03.0137-9228.2 669228	BDX
1.6 1.6 16V 1.6 16V Hi-Flex 1.6 Bifuel	64 77 77 62 - 64	02/07→06/13 02/07→ 11/09→ 11/08→					
1.5 dCi 1.6 MPI 85	63 62	09/07→12/12 05/10→	➔			03.0137-9228.2 669228	BDX
 Bremsbackensatz							
1.4 1.5 dCi	55 48 - 65	02/07→ 04/08→	➔	→ 04/13		03.0137-0496.2 650496	BDX Ø 228 x 42 + HEB
1.6 1.6 16V 1.6 16V Hi-Flex 1.6 Bifuel	64 77 77 64	02/07→06/13 02/07→ 11/09→ 11/08→	➔	+ ABS; → 04/13		03.0520-7222.3 697222 03.0520-7919.3 697919	Ø 228 x 42 + RZ / + Zub TopKit Ø 228 x 42 + RZ / + Zub TopKit
1.5 dCi	50	02/07→	➔	→ 04/13		03.0137-0496.2 650496	BDX Ø 228 x 42 + HEB
			➔	04/08→; + ABS; → 04/13		03.0520-7222.3 697222 03.0520-7919.3 697919	Ø 228 x 42 + RZ / + Zub TopKit Ø 228 x 42 + RZ / + Zub TopKit
1.5 dCi	63	09/07→12/12	➔			03.0137-0496.2 650496	BDX Ø 228 x 42 + HEB
			➔	+ ABS		03.0520-7222.3 697222 03.0520-7919.3 697919	Ø 228 x 42 + RZ / + Zub TopKit Ø 228 x 42 + RZ / + Zub TopKit
1.6 Bifuel	62	05/10→	➔	→ 04/13		03.0137-0496.2 650496	BDX Ø 228 x 42 + HEB
			➔	+ ABS; → 04/13		03.0520-7222.3 697222	Ø 228 x 42 + RZ / + Zub TopKit
			➔	- ABS; → 04/13		03.0520-7919.3 697919	Ø 228 x 42 + RZ / + Zub TopKit
1.6 MPI 85	62	05/10→	➔			03.0137-0496.2 650496 03.0520-7919.3 697919	BDX Ø 228 x 42 + HEB Ø 228 x 42 + RZ / + Zub TopKit
→							
















	kW			 	! #		
DACIA - LOGAN MCV (KS_) 02/07→							
 Bremsbackensatz							
1.6 MPI 85	62	05/10→	➡	+ ABS		03.0520-7222.3 697222	Ø 228 x 42 + RZ / + Zub TopKit
 Seilzug, Feststellbremse							
1.4 1.5 dCi	55 48 - 65	02/07→ 02/07→		→ 04/13; Trommelbremse; ⚠	2	24.3727-1074.2 581074	L= 1.993
1.6 Bifuel	62 - 64	11/08→					
1.6 MPI 85	62	05/10→					
1.5 dCi	63	09/07→12/12		Trommelbremse; ⚠	2	24.3727-1074.2 581074	L= 1.993
1.6 1.6 16V 1.6 16V Hi-Flex	64 77 77	02/07→06/13 02/07→ 11/09→		→ 04/13; Trommelbremse; ⚠	2	24.3727-1073.2 581073	L= 1.680
DACIA - LOGAN MCV II 02/13→							
 Radbremszylinder							
1.0 LPG 1.0 SCe 75 1.0 TCe 100	74 54 74	11/19→ 12/16→ 11/19→	➡	Br.trommeldurchm.innen [Zoll]: 8	2	24.3217-1711.3 020449	BOS ALU
			➡	Br.trommeldurchm.innen [Zoll]: 9	2	24.3219-1761.3 020536	ALU
1.2 1.2 LPG 1.5 Blue dCi 95 1.5 dCi	54 - 55 53 - 55 70	02/13→ 02/13→ 10/18→ 02/13→	➡		2	24.3219-1761.3 020536	ALU
1.6 TCe 90 TCe 90 LPG	66 66 66	06/13→ 02/13→ 09/15→					
Zubehörsatz, Bremsbacken							
1.0 LPG 1.0 SCe 75 1.0 TCe 100	74 54 74	11/19→ 12/16→ 11/19→	➡	Br.trommeldurchm.innen [Zoll]: 9		03.0137-9228.2 669228	BDX
			➡	Br.trommeldurchm.innen [Zoll]: 8		03.0137-9274.2 669274	BOS
1.2 1.2 LPG 1.5 Blue dCi 95 1.5 dCi	54 - 55 53 - 55 70	02/13→ 02/13→ 10/18→ 02/13→	➡			03.0137-9228.2 669228	BDX
1.6 TCe 90 TCe 90 LPG	66 66 66	06/13→ 02/13→ 09/15→					
 Bremsbackensatz							
1.0 LPG 1.0 SCe 75 1.0 TCe 100	74 54 74	11/19→ 12/16→ 11/19→	➡	Br.trommeldurchm.innen [Zoll]: 9		03.0137-0496.2 650496	BDX Ø 228 x 42 + HEB
			➡	Br.trommeldurchm.innen [Zoll]: 8		03.0520-7919.3 697919	Ø 228 x 42 + RZ / + Zub TopKit
			➡	Br.trommeldurchm.innen [Zoll]: 8		03.0137-0532.2 650532	BOS Ø 203 x 39 + HEB
			➡	Br.trommeldurchm.innen [Zoll]: 8		03.0520-5017.3 695017	BOS Ø 203 x 39 + RZ / + Zub TopKit
1.2 1.2 LPG 1.5 Blue dCi 95 1.5 dCi	54 - 55 53 - 55 70	02/13→ 02/13→ 10/18→ 02/13→	➡			03.0137-0496.2 650496	BDX Ø 228 x 42 + HEB
			➡	+ ABS		03.0520-7919.3 697919	Ø 228 x 42 + RZ / + Zub TopKit
1.6 TCe 90 TCe 90 LPG	66 66 66	06/13→ 02/13→ 09/15→					
DACIA - LOGAN Pick-up (US_) 03/08→							
 Radbremszylinder							
1.4 1.5 dCi	55 50 - 65	01/09→ 03/08→	➡	→ 06/13	2	24.3222-1729.3 020526	ALU
1.6 1.6 Bifuel 1.6 MPI 85	64 62 62	03/08→ 05/10→ 05/10→					
1.5 dCi 1.6 16V	48 77	04/08→12/12 01/10→08/13	➡		2	24.3222-1729.3 020526	ALU
Zubehörsatz, Bremsbacken							
1.4 →	55	01/09→	➡	→ 06/13		03.0137-9228.2 669228	BDX
















	kW			i	! #		
DACIA - LOGAN Pick-up (US_) 03/08→							
Zubehörsatz, Bremsbacken							
1.5 dCi	50	03/08→	→	→ 06/13		03.0137-9228.2 669228	BDX
1.6	65	03/08→					
1.6 Bifuel	62	05/10→					
1.6 MPI 85	62	05/10→					
1.5 dCi	48	04/08→12/12	→			03.0137-9228.2 669228	BDX
1.6 16V	77	01/10→08/13					
 Bremsbackensatz							
1.4	55	01/09→	→	→ 06/13		03.0137-0496.2 650496	BDX Ø 228 x 42 + HEB
1.5 dCi	50 - 65	03/08→				03.0520-7222.3 697222	Ø 228 x 42 + RZ / + Zub TopKit
1.6	64	03/08→					
1.6 Bifuel	62	05/10→					
1.6 MPI 85	62	05/10→					
1.5 dCi	48	04/08→12/12	→			03.0137-0496.2 650496	BDX Ø 228 x 42 + HEB
1.6 16V	77	01/10→08/13				03.0520-7222.3 697222	Ø 228 x 42 + RZ / + Zub TopKit
 Seilzug, Feststellbremse							
1.4	55	01/09→		→ 06/13; Trommelbremse; ▾	2	24.3727-1074.2 581074	L= 1.993
1.5 dCi	50 - 65	03/08→					
1.6	64	03/08→					
1.6 Bifuel	62	05/10→					
1.6 MPI 85	62	05/10→					
1.5 dCi	48	04/08→12/12		Trommelbremse; ▾	2	24.3727-1074.2 581074	L= 1.993
1.6 16V	77	01/10→08/13					
DACIA - SANDERO 06/08→							
 Radbremszylinder							
1.0 Hi-Flex	56	01/11→12/12	→	Br.trommeldurchm.innen [Zoll]: 8	2	24.3217-1711.3 020449	BOS ALU
			→	Br.trommeldurchm.innen [Zoll]: 7	2	24.3219-1722.3 020426	BDX GG
1.2 16V	55	11/08→	→	→ 02/13;	2	24.3217-1710.3 020420	TRW GG
1.2 16V LPG	55	11/08→		Br.trommeldurchm.innen [Zoll]: 8		24.3217-1711.3 020449	BOS ALU
1.4	55	06/08→					
1.4 MPI LPG	53	01/09→	→	→ 02/13;	2	24.3219-1722.3 020426	BDX GG
1.5 dCi	50 - 65	11/08→		Br.trommeldurchm.innen [Zoll]: 7			
1.6 MPI 85	62	05/10→06/13					
1.5 dCi	48	11/08→	→	→ 02/13;	2	24.3217-1711.3 020449	BOS ALU
				Br.trommeldurchm.innen [Zoll]: 8			
1.5 dCi	63	11/08→	→	→ 02/13;	2	24.3217-1710.3 020420	TRW GG
				Br.trommeldurchm.innen [Zoll]: 8		24.3217-1711.3 020449	BOS ALU
			→	→ 02/13;	2	24.3219-1722.3 020426	BDX GG
			→	→ 02/13;	2	24.3222-1729.3 020526	ALU
				Br.trommeldurchm.innen [Zoll]: 9			
1.6	64	06/08→	→	Br.trommeldurchm.innen [Zoll]: 8	2	24.3217-1710.3 020420	TRW GG
						24.3217-1711.3 020449	BOS ALU
			→	Br.trommeldurchm.innen [Zoll]: 7	2	24.3219-1722.3 020426	BDX GG
1.6 16V	77	07/11→	→	→ 02/13;	2	24.3217-1710.3 020420	TRW GG
				Br.trommeldurchm.innen [Zoll]: 8		24.3217-1711.3 020449	BOS ALU
1.6 16V Bifuel	77	01/11→	→	Br.trommeldurchm.innen [Zoll]: 8	2	24.3217-1710.3 020420	TRW GG
						24.3217-1711.3 020449	BOS ALU
1.6 Hi-Flex	64	06/08→12/12	→	Br.trommeldurchm.innen [Zoll]: 8	2	24.3217-1711.3 020449	BOS ALU
1.6 LPG	62 - 64	06/08→12/12					
1.6 LPG	60	01/11→12/12	→	→ 10/12;	2	24.3217-1711.3 020449	BOS ALU
				Br.trommeldurchm.innen [Zoll]: 8			
Zubehörsatz, Bremsbacken							
1.0 Hi-Flex	56	01/11→12/12	→			03.0137-9088.2 669088	BDX
1.6 LPG	62	05/10→10/12				03.0137-9274.2 669274	BOS
1.2 16V	55	11/08→	→	→ 02/13		03.0137-9088.2 669088	BDX
1.2 16V LPG	55	11/08→				03.0137-9158.2 669158	TRW
1.4	55	06/08→				03.0137-9274.2 669274	BOS
1.4 MPI LPG	53	01/09→					
1.5 dCi	50 - 65	11/08→					
1.6 MPI 85	62	05/10→06/13					
1.5 dCi	48	11/08→	→	→ 02/13		03.0137-9274.2 669274	BOS
1.5 dCi	63	11/08→	→	→ 02/13		03.0137-9088.2 669088	BDX
→							




























	kw			 	! #						
DACIA - SANDERO 06/08→											
Zubehörsatz, Bremsbacken											
1.5 dCi	63	11/08→	➡	→ 02/13		03.0137-9228.2 669228	BDX				
1.6	64	06/08→	➡			03.0137-9088.2 669088	BDX				
						03.0137-9158.2 669158	TRW				
						03.0137-9274.2 669274	BOS				
1.6 16V	77	07/11→	➡	→ 02/13		03.0137-9158.2 669158 03.0137-9274.2 669274	TRW BOS				
1.6 16V Bifuel	77	01/11→	➡			03.0137-9158.2 669158	TRW				
						03.0137-9274.2 669274	BOS				
1.6 Hi-Flex	64	06/08→12/12	➡			03.0137-9274.2 669274	BOS				
1.6 LPG	64	06/08→12/12	➡								
1.6 LPG	60	01/11→12/12	➡	→ 10/12		03.0137-9088.2 669088 03.0137-9274.2 669274	BDX BOS				
 Bremsbackensatz											
1.0 Hi-Flex	56	01/11→12/12	➡	Br.trommeldurchm.innen [Zoll]: 7		03.0137-0358.2 650358	BDX Ø 180 x 42 + HEB				
1.6 LPG	62	05/10→10/12	➡			03.0137-0532.2 650532	BOS Ø 203 x 39 + HEB				
1.2 16V 1.2 16V LPG 1.4 1.4 MPI LPG 1.5 dCi 1.6 MPI 85	55	11/08→	➡	→ 02/13; Br.trommeldurchm.innen [Zoll]: 8		03.0137-0312.2 650312	TRW Ø 203 x 38				
						03.0520-3517.3 693517	TRW Ø 203 x 39 + RZ / + Zub TopKit				
					53 50 - 65	01/09→ 11/08→	➡	→ 02/13; Br.trommeldurchm.innen [Zoll]: 7		03.0137-0358.2 650358	BDX Ø 180 x 42 + HEB
										03.0520-4719.3 694719	BOS Ø 180 x 42 + RZ / + Zub TopKit
	62	05/10→06/13	➡	→ 02/13		03.0525-0023.3 EQ0023	BDX Ø 180 x 42 - RZ / + Zub Easy Quick				
			➡	→ 02/13		03.0137-0532.2 650532 03.0520-5017.3 695017	BOS Ø 203 x 39 + HEB BOS Ø 203 x 39 + RZ / + Zub TopKit				
1.5 dCi	48	11/08→	➡	→ 02/13		03.0137-0532.2 650532 03.0520-5017.3 695017	BOS Ø 203 x 39 + HEB BOS Ø 203 x 39 + RZ / + Zub TopKit				
1.5 dCi	63	11/08→	➡	→ 02/13; Br.trommeldurchm.innen [Zoll]: 7		03.0137-0358.2 650358	BDX Ø 180 x 42 + HEB				
						03.0520-4719.3 694719	BOS Ø 180 x 42 + RZ / + Zub TopKit				
						03.0525-0023.3 EQ0023	BDX Ø 180 x 42 - RZ / + Zub Easy Quick				
						03.0137-0496.2 650496	BDX Ø 228 x 42 + HEB				
						03.0520-7222.3 697222	Ø 228 x 42 + RZ / + Zub TopKit				
			➡	→ 02/13; Br.trommeldurchm.innen [Zoll]: 9		03.0520-3517.3 693517	TRW Ø 203 x 39 + RZ / + Zub TopKit				
			➡	→ 02/13		03.0520-5017.3 695017	BOS Ø 203 x 39 + RZ / + Zub TopKit				
1.6	64	06/08→	➡	Br.trommeldurchm.innen [Zoll]: 8		03.0137-0312.2 650312	TRW Ø 203 x 38				
						03.0520-3517.3 693517	TRW Ø 203 x 39 + RZ / + Zub TopKit				
						03.0137-0358.2 650358	BDX Ø 180 x 42 + HEB				
						03.0520-4719.3 694719	BOS Ø 180 x 42 + RZ / + Zub TopKit				
			➡	Br.trommeldurchm.innen [Zoll]: 7		03.0525-0023.3 EQ0023	BDX Ø 180 x 42 - RZ / + Zub Easy Quick				
			➡			03.0137-0532.2 650532 03.0520-5017.3 695017	BOS Ø 203 x 39 + HEB BOS Ø 203 x 39 + RZ / + Zub TopKit				
1.6 16V	77	07/11→	➡	→ 02/13; Br.trommeldurchm.innen [Zoll]: 8		03.0137-0312.2 650312	TRW Ø 203 x 38				
						03.0520-3517.3 693517	TRW Ø 203 x 39 + RZ / + Zub TopKit				
			➡	→ 02/13		03.0137-0532.2 650532 03.0520-5017.3 695017	BOS Ø 203 x 39 + HEB BOS Ø 203 x 39 + RZ / + Zub TopKit				
1.6 16V Bifuel	77	01/11→	➡	Br.trommeldurchm.innen [Zoll]: 8		03.0137-0312.2 650312	TRW Ø 203 x 38				
						03.0520-3517.3 693517	TRW Ø 203 x 39 + RZ / + Zub TopKit				
			➡			03.0137-0532.2 650532 03.0520-5017.3 695017	BOS Ø 203 x 39 + HEB BOS Ø 203 x 39 + RZ / + Zub TopKit				
1.6 Hi-Flex	64	06/08→12/12	➡			03.0137-0532.2 650532	BOS Ø 203 x 39 + HEB				
1.6 LPG	64	06/08→12/12	➡								
→											





















	kw					! #		
DACIA - SANDERO 06/08 →								
 Bremsbackensatz								
1.6 LPG	60	01/11→12/12	➔	→ 10/12; Br.trommeldurchm.innen [Zoll]: 7		03.0137-0358.2	650358	BDX Ø 180 x 42 + HEB
			➔	→ 10/12		03.0137-0532.2	650532	BOS Ø 203 x 39 + HEB
 Seilzug, Feststellbremse								
1.5 dCi	63	11/08→		→ 02/13; Trommelbremse; ⏴	2	24.3727-1074.2	581074	L= 1.993
DACIA - SANDERO II 10/12 →								
 Radbremszylinder								
1.0 LPG	74	11/19→	➔		2	24.3217-1711.3	020449	BOS ALU
1.0 TCe 100	74	11/19→						
1.2	54	05/15→						
1.0 SCe 75	54	12/16→	➔	Br.trommeldurchm.innen [Zoll]: 8	2	24.3217-1711.3	020449	BOS ALU
1.5 Blue dCi 95	70	08/18→						
1.5 dCi	63 - 66	10/12→	➔	Br.trommeldurchm.innen [Zoll]: 9	2	24.3219-1761.3	020536	ALU
1.5 dCi 75 / Blue dCi 75	55	10/12→						
1.6	63	11/12→						
TCe 90	66	10/12→						
TCe 90 LPG	66	09/15→						
1.2	55	10/12→	➔	11/12→	2	24.3217-1711.3	020449	BOS ALU
1.2 LPG	55	10/12→						
Zubehörsatz, Bremsbacken								
1.0 LPG	74	11/19→	➔			03.0137-9274.2	669274	BOS
1.0 TCe 100	74	11/19→						
1.2	54	05/15→						
1.0 SCe 75	54	12/16→	➔	Br.trommeldurchm.innen [Zoll]: 9		03.0137-9228.2	669228	BDX
1.5 Blue dCi 95	70	08/18→						
1.5 dCi	63 - 66	10/12→	➔	Br.trommeldurchm.innen [Zoll]: 8		03.0137-9274.2	669274	BOS
1.5 dCi 75 / Blue dCi 75	55	10/12→						
1.6	63	11/12→						
TCe 90	66	10/12→						
TCe 90 LPG	66	09/15→						
1.2	55	10/12→	➔	11/12→		03.0137-9274.2	669274	BOS
1.2 LPG	55	10/12→						
 Bremsbackensatz								
1.0 LPG	74	11/19→	➔			03.0137-0532.2	650532	BOS Ø 203 x 39 + HEB
1.0 TCe 100	74	11/19→				03.0520-5017.3	695017	BOS Ø 203 x 39 + RZ / + Zub TopKit
1.2	54	05/15→						
1.2 LPG	55	10/12→						
1.0 SCe 75	54	12/16→	➔	Br.trommeldurchm.innen [Zoll]: 9		03.0137-0496.2	650496	BDX Ø 228 x 42 + HEB
1.5 Blue dCi 95	70	08/18→				03.0520-7919.3	697919	Ø 228 x 42 + RZ / + Zub TopKit
1.5 dCi	63 - 66	10/12→	➔	Br.trommeldurchm.innen [Zoll]: 8		03.0137-0532.2	650532	BOS Ø 203 x 39 + HEB
1.5 dCi 75 / Blue dCi 75	55	10/12→				03.0520-5017.3	695017	BOS Ø 203 x 39 + RZ / + Zub TopKit
1.6	63	11/12→						
TCe 90	66	10/12→						
TCe 90 LPG	66	09/15→						
1.2	55	10/12→	➔	11/12→		03.0137-0532.2	650532	BOS Ø 203 x 39 + HEB
						03.0520-5017.3	695017	BOS Ø 203 x 39 + RZ / + Zub TopKit
 Seilzug, Feststellbremse								
1.0 LPG	74	11/19→		⏴	2	24.3727-1094.2	581094	L= 1.657
1.0 TCe 100	74	11/19→						
1.5 Blue dCi 95	70	08/18→						
1.0 SCe 75	54	12/16→		Trommelbremse; ⏴	2	24.3727-1094.2	581094	L= 1.657
1.2	54	05/15→						
1.5 dCi	63	01/13→						
1.6	63	11/12→						
TCe 90 LPG	66	09/15→						
1.2	55	10/12→		11/12→; Trommelbremse; ⏴	2	24.3727-1094.2	581094	L= 1.657
1.2 LPG	55	10/12→						
1.5 dCi	66	10/12→						
1.5 dCi 75 / Blue dCi 75	55	10/12→						
TCe 90	66	10/12→						
DAEWOO - ARANOS 01/95→11/97								
 Radbremszylinder								
1.8	70	01/95→11/97	➔		2	24.3219-1767.3	020552	GG
→								


















	kw			 	! #		
DAEWOO - ARANOS 01/95→11/97							
Zubehörsatz, Bremsbacken							
1.8	70	01/95→11/97	➡			03.0137-9167.2 669167	
 Bremstrommel							
1.8	70	01/95→11/97	➡			24.0220-0036.1 480149	Ø 228 x 52,5 / 201 - RLG / - ABS Ring
 Bremsbackensatz							
1.8	70	01/95→11/97	➡			03.0137-0267.2 650267	Ø 200 x 46 + HEB
DAEWOO - ESPERO (KLEJ) 10/91→09/99							
 Radbremszylinder							
1.5 1.8	55 66	10/97→08/99 02/95→09/99	➡	→ 06/99	2	24.3219-1767.3 020552	GG
1.5 16V 1.8 2.0	66 70 77	02/95→06/99 02/95→06/99 02/95→06/99	➡		2	24.3219-1767.3 020552	GG
Zubehörsatz, Bremsbacken							
1.5 1.8	55 66	10/97→08/99 02/95→09/99	➡	→ 06/99		03.0137-9167.2 669167	
1.5 16V 1.8 2.0	66 70 77	02/95→06/99 02/95→06/99 02/95→06/99	➡			03.0137-9167.2 669167	
 Bremstrommel							
1.5 1.8	55 66	10/97→08/99 02/95→09/99	➡	→ 06/99		24.0220-0001.2 480013	Ø 242 x 53,5 / 201,3
1.5 16V 1.8 2.0	66 70 77	02/95→06/99 02/95→06/99 02/95→06/99	➡			24.0220-0001.2 480013	Ø 242 x 53,5 / 201,3
 Bremsbackensatz							
1.5 1.8	55 66	10/97→08/99 02/95→09/99	➡	→ 06/99		03.0137-0267.2 650267 03.0520-4019.3 694019 03.0525-0011.3 EQ0011	Ø 200 x 46 + HEB DEL Ø 200 x 46 + RZ / + Zub TopKit TRW Ø 200 x 46 - RZ / + Zub Easy Quick
1.5 16V 1.8 2.0	66 70 77	02/95→06/99 02/95→06/99 02/95→06/99	➡			03.0137-0267.2 650267 03.0520-4019.3 694019 03.0525-0011.3 EQ0011	Ø 200 x 46 + HEB DEL Ø 200 x 46 + RZ / + Zub TopKit TRW Ø 200 x 46 - RZ / + Zub Easy Quick
DAEWOO - EVANDA (KLAL) 08/02→							
 Bremsbackensatz, Feststellbremse							
2.0	96	08/02→	➡	→ 02/05		03.0137-3036.2 653036	Ø 168 x 26 + HEB
Zubehörsatz, Feststellbremsbacken							
2.0	96	08/02→	➡	→ 02/05		03.0137-9323.2 669323	
DAEWOO - GENTRA Stufenheck 06/13→							
 Bremsbackensatz, Feststellbremse							
1.5	79	06/13→	➡			03.0137-3036.2 653036	Ø 168 x 26 + HEB
Zubehörsatz, Feststellbremsbacken							
1.5	79	06/13→	➡			03.0137-9323.2 669323	
DAEWOO - KALOS (KLAS) 09/02→							
 Radbremszylinder							
1.2 1.4 1.4 16V	53 61 69	04/03→ 09/02→ 04/03→	➡	→ 02/05	2	24.3219-1767.3 020552	GG
1.5 1.6	62 78	11/02→12/04 02/03→	➡		2	24.3219-1767.3 020552	GG
Zubehörsatz, Bremsbacken							
1.2 1.4 1.4 16V →	53 61 69	04/03→ 09/02→ 04/03→	➡	→ 02/05		03.0137-9167.2 669167	


















	kw			 	! #		
DAEWOO - KALOS (KLAS) 09/02→							
Zubehörsatz, Bremsbacken							
1.5 1.6	62 78	11/02→12/04 02/03→	➡			03.0137-9167.2 669167	
 Bremsbackensatz							
1.2 1.4 1.4 16V	53 61 69	04/03→ 09/02→ 04/03→	➡	→ 02/05		03.0137-0472.2 650472 03.0520-6619.3 696619	Ø 200 x 36 + HEB Ø 200 x 36 + RZ / + Zub TopKit
1.5 1.6	62 78	11/02→12/04 02/03→	➡			03.0137-0472.2 650472 03.0520-6619.3 696619	Ø 200 x 36 + HEB Ø 200 x 36 + RZ / + Zub TopKit
DAEWOO - KALOS Stufenheck (KLAS) 11/02→12/04							
 Radbremsszylinder							
1.4 1.5	61 - 69 62	11/02→12/04 11/02→12/04	➡		2	24.3219-1767.3 020552	GG
Zubehörsatz, Bremsbacken							
1.4 1.5	61 - 69 62	11/02→12/04 11/02→12/04	➡			03.0137-9167.2 669167	
 Bremsbackensatz							
1.4 1.5	61 - 69 62	11/02→12/04 11/02→12/04	➡			03.0137-0472.2 650472 03.0520-6619.3 696619	Ø 200 x 36 + HEB Ø 200 x 36 + RZ / + Zub TopKit
DAEWOO - LACETTI PREMIERE Stufenheck (J300) 02/09→02/11							
 Bremsbackensatz							
1.6	84	02/09→02/11	➡			03.0137-0267.2 650267	Ø 200 x 46 + HEB
DAEWOO - LACETTI Schrägheck (KLAN) 02/02→							
 Bremsbackensatz, Feststellbremse							
1.4 1.4 1.6 1.8	69 70 80 90	06/02→12/04 02/04→ 02/04→ 02/04→	➡	→ 02/05		03.0137-3036.2 653036 03.0137-3036.2 653036	Ø 168 x 26 + HEB Ø 168 x 26 + HEB
Zubehörsatz, Feststellbremsbacken							
1.4 1.4 1.6 1.8	69 70 80 90	06/02→12/04 02/04→ 02/04→ 02/04→	➡	→ 02/05		03.0137-9323.2 669323 03.0137-9323.2 669323	
DAEWOO - LACETTI Stufenheck 06/99→07/03							
 Bremsbackensatz, Feststellbremse							
1.6	78	06/99→07/03	➡	06/02→		03.0137-3036.2 653036	Ø 168 x 26 + HEB
Zubehörsatz, Feststellbremsbacken							
1.6	78	06/99→07/03	➡	06/02→		03.0137-9323.2 669323	
DAEWOO - LACETTI Stufenheck (J200) 06/02→12/09							
 Bremsbackensatz, Feststellbremse							
1.5	63	08/03→12/04	➡			03.0137-3036.2 653036	Ø 168 x 26 + HEB
Zubehörsatz, Feststellbremsbacken							
1.5	63	08/03→12/04	➡			03.0137-9323.2 669323	
DAEWOO - LANOS (KLAT) 04/97→							
 Radbremsszylinder							
1.3 1.5	55 63	05/97→ 05/97→	➡	→ 447433	2	03.3217-3512.3 020032	Lucas GG
			➡	447434→; → 12/02	2	24.3219-1767.3 020552	GG
1.5	73	10/97→06/99	➡	→ 447433	2	03.3217-3512.3 020032	Lucas GG
			➡	447434→	2	24.3219-1767.3 020552	GG
1.6 16V	78	05/97→	➡	→ 447433	2	24.3219-1767.3 020552	GG
→			➡	447434→; → 12/02	2	24.3220-1719.3 020448	ALU














	kw					! #		
DAEWOO - LANOS (KLAT) 04/97→								
Zubehörsatz, Bremsbacken								
1.3 1.5 1.6 16V	55 63 78	05/97→ 05/97→ 05/97→	➡	→ 12/02			03.0137-9167.2 669167	
1.5	73	10/97→06/99	➡				03.0137-9167.2 669167	
 Bremstrommel								
1.3 1.5 1.6 16V	55 63 78	05/97→ 05/97→ 05/97→	➡	→ 12/02; + ABS			24.0220-0001.2 480013	Ø 242 x 53,5 / 201,3
			➡	→ 12/02; - ABS			24.0220-0036.1 480149	Ø 228 x 52,5 / 201 - RLG / - ABS Ring
1.5	73	10/97→06/99	➡	+ ABS			24.0220-0001.2 480013	Ø 242 x 53,5 / 201,3
			➡	- ABS			24.0220-0036.1 480149	Ø 228 x 52,5 / 201 - RLG / - ABS Ring
 Bremsbackensatz								
1.3 1.5	55 63	05/97→ 05/97→	➡	→ 12/02			03.0137-0267.2 650267	Ø 200 x 46 + HEB
			➡	→ 447433			03.0520-3717.3 693717	Ø 200 x 46 + RZ / + Zub TopKit
			➡	447434→; → 12/02			03.0525-0011.3 EQ0011	TRW Ø 200 x 46 - RZ / + Zub Easy Quick
			➡				03.0520-4019.3 694019	DEL Ø 200 x 46 + RZ / + Zub TopKit
			➡				03.0525-0011.3 EQ0011	TRW Ø 200 x 46 - RZ / + Zub Easy Quick
1.5	73	10/97→06/99	➡				03.0137-0267.2 650267	Ø 200 x 46 + HEB
			➡	→ 447433			03.0520-3717.3 693717	Ø 200 x 46 + RZ / + Zub TopKit
			➡				03.0525-0011.3 EQ0011	TRW Ø 200 x 46 - RZ / + Zub Easy Quick
			➡	447434→			03.0520-4019.3 694019	DEL Ø 200 x 46 + RZ / + Zub TopKit
			➡				03.0525-0011.3 EQ0011	TRW Ø 200 x 46 - RZ / + Zub Easy Quick
1.6 16V	78	05/97→	➡	→ 12/02			03.0137-0267.2 650267	Ø 200 x 46 + HEB
			➡	→ 447433			03.0520-4019.3 694019	DEL Ø 200 x 46 + RZ / + Zub TopKit
			➡				03.0525-0011.3 EQ0011	TRW Ø 200 x 46 - RZ / + Zub Easy Quick
			➡	447434→; → 12/02			03.0520-8320.3 698320	TRW Ø 200 x 46 + RZ / + Zub TopKit
			➡				03.0525-0011.3 EQ0011	TRW Ø 200 x 46 - RZ / + Zub Easy Quick
 Seilzug, Feststellbremse								
1.3 1.5 1.6 16V	55 63 78	05/97→ 05/97→ 05/97→		→ 12/02; Trommelbremse; <input type="checkbox"/>			24.3727-2900.2 582900	L= 1.655
				→ 12/02; Trommelbremse; <input type="checkbox"/>			24.3727-2901.2 582901	L= 1.587
1.5	73	10/97→06/99		Trommelbremse; <input type="checkbox"/>			24.3727-2900.2 582900	L= 1.655
				Trommelbremse; <input type="checkbox"/>			24.3727-2901.2 582901	L= 1.587
DAEWOO - LANOS Stufenheck (KLAT) 02/97→								
 Radbremszylinder								
1.3 1.5	55 63	05/97→ 05/97→	➡	→ 447433	2	03.3217-3512.3 020032		Lucas GG
			➡	447434→; → 12/02	2	24.3219-1767.3 020552		GG
1.5	73	10/97→06/99	➡	→ 447433	2	03.3217-3512.3 020032		Lucas GG
			➡	447434→	2	24.3219-1767.3 020552		GG
1.6 16V	78	02/97→	➡	05/97→; → 447433	2	24.3219-1767.3 020552		GG
			➡	447434→; → 12/02	2	24.3220-1719.3 020448		ALU
Zubehörsatz, Bremsbacken								
1.3 1.5	55 63	05/97→ 05/97→	➡	→ 12/02			03.0137-9167.2 669167	
1.5	73	10/97→06/99	➡				03.0137-9167.2 669167	
1.6 16V	78	02/97→	➡	05/97→ 12/02			03.0137-9167.2 669167	
 Bremstrommel								
1.3 1.5 →	55 63	05/97→ 05/97→	➡	→ 12/02; + ABS			24.0220-0001.2 480013	Ø 242 x 53,5 / 201,3

















	kW					! #		
DAEWOO - LANOS Stufenheck (KLAT) 02/97→								
 Bremstrommel								
1.3 1.5	55 63	05/97→ 05/97→	➔	→ 12/02; - ABS		24.0220-0036.1	480149	Ø 228 x 52,5 / 201 - RLG / - ABS Ring
1.5	73	10/97→06/99	➔	+ ABS		24.0220-0001.2	480013	Ø 242 x 53,5 / 201,3
			➔	- ABS		24.0220-0036.1	480149	Ø 228 x 52,5 / 201 - RLG / - ABS Ring
1.6 16V	78	02/97→	➔	05/97→ 12/02; + ABS		24.0220-0001.2	480013	Ø 242 x 53,5 / 201,3
			➔	05/97→ 12/02; - ABS		24.0220-0036.1	480149	Ø 228 x 52,5 / 201 - RLG / - ABS Ring
 Bremsbackensatz								
1.3 1.5	55 63	05/97→ 05/97→	➔	→ 12/02		03.0137-0267.2	650267	Ø 200 x 46 + HEB
			➔	→ 447433		03.0520-3717.3	693717	Ø 200 x 46 + RZ / + Zub TopKit
			➔	447434→; → 12/02		03.0525-0011.3	EQ0011	TRW Ø 200 x 46 - RZ / + Zub Easy Quick
			➔			03.0520-4019.3	694019	DEL Ø 200 x 46 + RZ / + Zub TopKit
			➔			03.0525-0011.3	EQ0011	TRW Ø 200 x 46 - RZ / + Zub Easy Quick
1.5	73	10/97→06/99	➔			03.0137-0267.2	650267	Ø 200 x 46 + HEB
			➔	→ 447433		03.0520-3717.3	693717	Ø 200 x 46 + RZ / + Zub TopKit
			➔	447434→		03.0525-0011.3	EQ0011	TRW Ø 200 x 46 - RZ / + Zub Easy Quick
			➔			03.0520-4019.3	694019	DEL Ø 200 x 46 + RZ / + Zub TopKit
			➔			03.0525-0011.3	EQ0011	TRW Ø 200 x 46 - RZ / + Zub Easy Quick
1.6 16V	78	02/97→	➔	05/97→ 12/02		03.0137-0267.2	650267	Ø 200 x 46 + HEB
			➔	05/97→; → 447433		03.0520-4019.3	694019	DEL Ø 200 x 46 + RZ / + Zub TopKit
			➔			03.0525-0011.3	EQ0011	TRW Ø 200 x 46 - RZ / + Zub Easy Quick
			➔	447434→; → 12/02		03.0520-8320.3	698320	TRW Ø 200 x 46 + RZ / + Zub TopKit
			➔			03.0525-0011.3	EQ0011	TRW Ø 200 x 46 - RZ / + Zub Easy Quick
 Seilzug, Feststellbremse								
1.3 1.5	55 63	05/97→ 05/97→		→ 12/02; Trommelbremse; <input type="checkbox"/>		24.3727-2900.2	582900	L= 1.655
				→ 12/02; Trommelbremse; <input type="checkbox"/>		24.3727-2901.2	582901	L= 1.587
1.5	73	10/97→06/99		Trommelbremse; <input type="checkbox"/>		24.3727-2900.2	582900	L= 1.655
				Trommelbremse; <input type="checkbox"/>		24.3727-2901.2	582901	L= 1.587
1.6 16V	78	02/97→		05/97→ 12/02; Trommelbremse; <input type="checkbox"/>		24.3727-2900.2	582900	L= 1.655
				05/97→ 12/02; Trommelbremse; <input type="checkbox"/>		24.3727-2901.2	582901	L= 1.587
DAEWOO - MATIZ (M100, M150) 09/98→								
 Radbremszylinder								
0.8 1.0	38 47	09/98→ 01/03→	➔	→ 02/05	2	24.3217-1712.3	020475	GG
1.0	46	04/03→12/04	➔		2	24.3217-1712.3	020475	GG
Zubehörsatz, Bremsbacken								
0.8 1.0	38 47	09/98→ 01/03→	➔	→ 02/05		03.0137-9260.2	669260	
1.0	46	04/03→12/04	➔			03.0137-9260.2	669260	
 Bremstrommel								
0.8 1.0	38 47	09/98→ 01/03→	➔	→ 02/05		24.0218-0035.1	480146	Ø 205,5 x 40 / 182 - RLG / - ABS Ring
1.0	46	04/03→12/04	➔			24.0218-0035.1	480146	Ø 205,5 x 40 / 182 - RLG / - ABS Ring
 Bremsbackensatz								
0.8 1.0	38 47	09/98→ 01/03→	➔	→ 02/05		03.0137-0363.2	650363	Ø 180 x 31 + HEB
						03.0520-4017.3	694017	Ø 180 x 31 + RZ / + Zub TopKit
1.0	46	04/03→12/04	➔			03.0137-0363.2	650363	Ø 180 x 31 + HEB
						03.0520-4017.3	694017	Ø 180 x 31 + RZ / + Zub TopKit
→								
















	kw			 	! #		
DAEWOO - MATIZ (M100, M150) 09/98→							
 Seilzug, Feststellbremse							
0.8	38	09/98→		→ 02/05; Trommelbremse; ↓	1	24.3727-2902.2 582902	L= 2.825
1.0	47	01/03→					
1.0	46	04/03→12/04		für Linkslenker; Trommelbremse; ↓	1	24.3727-2902.2 582902	L= 2.825
DAEWOO - MATIZ (M200, M250) 01/05→12/18							
 Radbremszylinder							
0.8	38	01/05→06/10	➔		2	24.3217-1712.3 020475	GG
1.0	49	03/05→12/08					
Zubehörsatz, Bremsbacken							
0.8	38	01/05→06/10	➔			03.0137-9260.2 669260	
1.0	49	03/05→12/08					
 Bremsbackensatz							
0.8	38	01/05→06/10	➔			03.0137-0363.2 650363	Ø 180 x 31 + HEB
1.0	49	03/05→12/08				03.0520-4017.3 694017	Ø 180 x 31 + RZ / + Zub TopKit
DAEWOO - MATIZ (M300) 01/10→11/12							
 Radbremszylinder							
1.0	51	01/10→11/12	➔		2	24.3217-1712.3 020475	GG
Zubehörsatz, Bremsbacken							
1.0	51	01/10→11/12	➔			03.0137-9260.2 669260	
 Bremstrommel							
1.0	51	01/10→11/12	➔			24.0218-0035.1 480146	Ø 205,5 x 40 / 182 - RLG / - ABS Ring
 Bremsbackensatz							
1.0	51	01/10→11/12	➔			03.0137-0363.2 650363	Ø 180 x 31 + HEB
						03.0520-4017.3 694017	Ø 180 x 31 + RZ / + Zub TopKit
 Seilzug, Feststellbremse							
1.0	51	01/10→11/12		Trommelbremse; ↓	1	24.3727-2902.2 582902	L= 2.825
DAEWOO - MATIZ Kasten/Schrägheck (KLA4) 08/98→08/02							
 Radbremszylinder							
0.8	38	08/98→08/02	➔			24.3217-1712.3 020475	GG
Zubehörsatz, Bremsbacken							
0.8	38	08/98→08/02	➔			03.0137-9260.2 669260	
 Bremstrommel							
0.8	38	08/98→08/02	➔			24.0218-0035.1 480146	Ø 205,5 x 40 / 182 - RLG / - ABS Ring
 Bremsbackensatz							
0.8	38	08/98→08/02	➔			03.0137-0363.2 650363	Ø 180 x 31 + HEB
						03.0520-4017.3 694017	Ø 180 x 31 + RZ / + Zub TopKit
 Seilzug, Feststellbremse							
0.8	38	08/98→08/02		Trommelbremse; ↓	1	24.3727-2902.2 582902	L= 2.825
DAEWOO - NEXIA 02/95→08/97							
 Radbremszylinder							
1.5	44 - 55	02/95→08/97	➔		2	03.3217-3512.3 020032	Lucas GG
1.5 16V	66	02/95→08/97	➔		2	24.3219-1767.3 020552	GG
Zubehörsatz, Bremsbacken							
1.5	44 - 55	02/95→08/97	➔			03.0137-9167.2 669167	
1.5 16V	66	02/95→08/97					
 Bremstrommel							
1.5	44 - 55	02/95→08/97	➔			24.0220-0001.2 480013	Ø 242 x 53,5 / 201,3
→							

























	kW					! #		
DAEWOO - NEXIA 02/95→08/97								
 Bremstrommel								
1.5 16V	66	02/95→08/97	➔				24.0220-0001.2 480013	Ø 242 x 53,5 / 201,3
 Bremsbackensatz								
1.5	44 - 55	02/95→08/97	➔				03.0137-0267.2 650267	Ø 200 x 46 + HEB
							03.0520-3717.3 693717	Ø 200 x 46 + RZ / + Zub TopKit
							03.0525-0011.3 EQ0011	TRW Ø 200 x 46 - RZ / + Zub Easy Quick
1.5 16V	66	02/95→08/97	➔				03.0137-0267.2 650267	Ø 200 x 46 + HEB
							03.0520-4019.3 694019	DEL Ø 200 x 46 + RZ / + Zub TopKit
							03.0525-0011.3 EQ0011	TRW Ø 200 x 46 - RZ / + Zub Easy Quick
 Seilzug, Feststellbremse								
1.5	44 - 55	02/95→08/97		Trommelbremse; ↓		1	24.3727-0730.2 580730	L= 1.272 L2= 1.676 + Zub
1.5 16V	66	02/95→08/97						
DAEWOO - NEXIA Stufenheck 07/08→								
 Radbremszylinder								
1.5	59	07/08→	➔			2	24.3219-1767.3 020552	GG
1.6	80	07/08→						
Zubehörsatz, Bremsbacken								
1.5	59	07/08→	➔				03.0137-9167.2 669167	
1.6	80	07/08→						
 Bremstrommel								
1.5	59	07/08→	➔				24.0220-0001.2 480013	Ø 242 x 53,5 / 201,3
1.6	80	07/08→						
 Bremsbackensatz								
1.5	59	07/08→	➔				03.0137-0267.2 650267	Ø 200 x 46 + HEB
1.6	80	07/08→					03.0420-4019.3 684019	DEL Ø 200 x 46 + RZ / + Zub Kit
 Seilzug, Feststellbremse								
1.5	59	07/08→		↓			24.3727-0730.2 580730	L= 1.272 L2= 1.676 + Zub
1.6	80	07/08→						
DAEWOO - NEXIA Stufenheck 02/95→06/08								
 Radbremszylinder								
1.5	44 - 55	02/95→08/97	➔			2	03.3217-3512.3 020032	Lucas GG
1.5	59	08/97→06/08	➔			2	24.3219-1767.3 020552	GG
1.5 16V	66	02/95→08/97						
1.6	80	08/97→06/08						
1.8	74	02/95→06/08	➔	10/95→		2	24.3219-1767.3 020552	GG
Zubehörsatz, Bremsbacken								
1.5	44 - 59	02/95→06/08	➔				03.0137-9167.2 669167	
1.5 16V	66	02/95→08/97						
1.6	80	08/97→06/08						
1.8	74	02/95→06/08	➔	10/95→			03.0137-9167.2 669167	
 Bremstrommel								
1.5	44 - 59	02/95→06/08	➔				24.0220-0001.2 480013	Ø 242 x 53,5 / 201,3
1.5 16V	66	02/95→08/97						
1.6	80	08/97→06/08						
1.8	74	02/95→06/08	➔	10/95→			24.0220-0001.2 480013	Ø 242 x 53,5 / 201,3
 Bremsbackensatz								
1.5	44 - 55	02/95→08/97	➔				03.0137-0267.2 650267	Ø 200 x 46 + HEB
							03.0520-3717.3 693717	Ø 200 x 46 + RZ / + Zub TopKit
							03.0525-0011.3 EQ0011	TRW Ø 200 x 46 - RZ / + Zub Easy Quick
1.5	59	08/97→06/08	➔				03.0137-0267.2 650267	Ø 200 x 46 + HEB
1.5 16V	66	02/95→08/97					03.0520-4019.3 694019	DEL Ø 200 x 46 + RZ / + Zub TopKit
1.6	80	08/97→06/08						
➔								

















	kw					! #		
DAEWOO - NEXIA Stufenheck 02/95→06/08								
 Bremsbackensatz								
1.5 1.5 16V 1.6	59 66 80	08/97→06/08 02/95→08/97 08/97→06/08	➡				03.0525-0011.3 EQ0011	TRW Ø 200 x 46 - RZ / + Zub Easy Quick
1.8	74	02/95→06/08	➡	10/95→			03.0137-0267.2 650267 03.0520-4019.3 694019 03.0525-0011.3 EQ0011	Ø 200 x 46 + HEB DEL Ø 200 x 46 + RZ / + Zub TopKit TRW Ø 200 x 46 - RZ / + Zub Easy Quick
 Seilzug, Feststellbremse								
1.5 1.5 16V 1.6	44 - 59 66 80	02/95→06/08 02/95→08/97 08/97→06/08		Trommelbremse; ⚠		1	24.3727-0730.2 580730	L= 1.272 L2= 1.676 + Zub
1.8	74	02/95→06/08		10/95→; Trommelbremse; ⚠		1	24.3727-0730.2 580730	L= 1.272 L2= 1.676 + Zub
DAEWOO - NUBIRA (J100) 04/97→								
 Radbremszylinder								
1.6 2.0 CDX 1.6 16V	76 93 78	08/02→07/03 08/02→07/03 05/97→05/99	➡	- ABS 06/97→		2	24.3220-1719.3 020448	ALU
Zubehörsatz, Bremsbacken								
1.6 2.0 CDX 1.6 16V	76 93 78	08/02→07/03 08/02→07/03 05/97→05/99	➡	→ 12/02; - ABS 06/97→			03.0137-9167.2 669167	
 Bremstrommel								
1.6 2.0 CDX 1.6 16V	76 93 78	08/02→07/03 08/02→07/03 05/97→05/99	➡	→ 12/02; - ABS 06/97→			24.0220-0001.2 480013	Ø 242 x 53,5 / 201,3
 Bremsbackensatz								
1.6 2.0 CDX	76 93	08/02→07/03 08/02→07/03	➡	→ 12/02; - ABS			03.0137-0267.2 650267 03.0520-8320.3 698320 03.0525-0011.3 EQ0011	Ø 200 x 46 + HEB TRW Ø 200 x 46 + RZ / + Zub TopKit TRW Ø 200 x 46 - RZ / + Zub Easy Quick
1.6 16V	78	05/97→05/99	➡	06/97→			03.0137-0267.2 650267 03.0520-8320.3 698320 03.0525-0011.3 EQ0011	Ø 200 x 46 + HEB TRW Ø 200 x 46 + RZ / + Zub TopKit TRW Ø 200 x 46 - RZ / + Zub Easy Quick
 Bremsbackensatz, Feststellbremse								
1.6 2.0 CDX	76 93	08/02→07/03 08/02→07/03	➡				03.0137-3036.2 653036	Ø 168 x 26 + HEB
Zubehörsatz, Feststellbremsbacken								
1.6 2.0 CDX	76 93	08/02→07/03 08/02→07/03	➡				03.0137-9323.2 669323	
DAEWOO - NUBIRA (J150) 06/99→07/03								
 Radbremszylinder								
1.6 16V	78	06/99→07/02	➡			2	24.3220-1719.3 020448	ALU
Zubehörsatz, Bremsbacken								
1.6 16V	78	06/99→07/02	➡	- ABS			03.0137-9167.2 669167	
 Bremstrommel								
1.6 16V	78	06/99→07/02	➡	- ABS			24.0220-0001.2 480013	Ø 242 x 53,5 / 201,3
 Bremsbackensatz								
1.6 16V	78	06/99→07/02	➡	- ABS			03.0137-0267.2 650267	Ø 200 x 46 + HEB
 Bremsbackensatz, Feststellbremse								
1.6 16V →	78	06/99→07/02	➡				03.0137-3036.2 653036	Ø 168 x 26 + HEB
















	kw			 	! #		
DAEWOO - NUBIRA (J150) 06/99→07/03							
Zubehörsatz, Feststellbremsbacken							
1.6 16V	78	06/99→07/02	➡			03.0137-9323.2 669323	
DAEWOO - NUBIRA Stufenheck (J100) 04/97→							
 Radbremszylinder							
1.6 16V	76	07/00→	➡	→ 02/05; - ABS	2	24.3220-1719.3 020448	ALU
1.6 16V	78	05/97→05/99	➡	06/97→	2	24.3220-1719.3 020448	ALU
1.8 16V	100	04/97→05/99	➡		2	24.3220-1719.3 020448	ALU
Zubehörsatz, Bremsbacken							
1.6 16V	76	07/00→	➡	→ 02/05; - ABS		03.0137-9167.2 669167	
1.6 16V	78	05/97→05/99	➡	06/97→		03.0137-9167.2 669167	
 Bremstrommel							
1.6 16V	76	07/00→	➡	→ 02/05; - ABS		24.0220-0001.2 480013	Ø 242 x 53,5 / 201,3
1.6 16V	78	05/97→05/99	➡	06/97→		24.0220-0001.2 480013	Ø 242 x 53,5 / 201,3
1.8 16V	100	04/97→05/99	➡			24.0220-0001.2 480013	Ø 242 x 53,5 / 201,3
 Bremsbackensatz							
1.6 16V	76	07/00→	➡	→ 02/05; - ABS		03.0137-0267.2 650267 03.0520-8320.3 698320 03.0525-0011.3 EQ0011	Ø 200 x 46 + HEB TRW Ø 200 x 46 + RZ / + Zub TopKit TRW Ø 200 x 46 - RZ / + Zub Easy Quick
1.6 16V	78	05/97→05/99	➡	06/97→		03.0137-0267.2 650267 03.0520-8320.3 698320 03.0525-0011.3 EQ0011	Ø 200 x 46 + HEB TRW Ø 200 x 46 + RZ / + Zub TopKit TRW Ø 200 x 46 - RZ / + Zub Easy Quick
1.8 16V	100	04/97→05/99	➡			03.0137-0267.2 650267 03.0520-8320.3 698320 03.0525-0011.3 EQ0011	Ø 200 x 46 + HEB TRW Ø 200 x 46 + RZ / + Zub TopKit TRW Ø 200 x 46 - RZ / + Zub Easy Quick
 Bremsbackensatz, Feststellbremse							
1.6 16V	76	07/00→	➡	→ 02/05		03.0137-3036.2 653036	Ø 168 x 26 + HEB
Zubehörsatz, Feststellbremsbacken							
1.6 16V	76	07/00→	➡	→ 02/05		03.0137-9323.2 669323	
DAEWOO - NUBIRA Stufenheck (J200) 07/03→							
 Bremsbackensatz, Feststellbremse							
1.4	69	10/03→12/04	➡			03.0137-3036.2 653036	Ø 168 x 26 + HEB
1.6 1.8	80 90	07/03→ 07/03→	➡	08/03→ 02/05		03.0137-3036.2 653036	Ø 168 x 26 + HEB
Zubehörsatz, Feststellbremsbacken							
1.4	69	10/03→12/04	➡			03.0137-9323.2 669323	
1.6 1.8	80 90	07/03→ 07/03→	➡	08/03→ 02/05		03.0137-9323.2 669323	
DAEWOO - NUBIRA Wagon (J100) 04/97→							
 Radbremszylinder							
1.6 16V	66	06/97→	➡	→ 05/99	2	24.3220-1719.3 020448	ALU
1.6 16V	76	12/00→	➡	→ 02/05; - ABS	2	24.3220-1719.3 020448	ALU
1.6 16V	78	05/97→05/99	➡	06/97→	2	24.3220-1719.3 020448	ALU
Zubehörsatz, Bremsbacken							
1.6 16V	66	06/97→	➡	→ 05/99		03.0137-9167.2 669167	
1.6 16V	76	12/00→	➡	→ 02/05; - ABS		03.0137-9167.2 669167	
1.6 16V →	78	05/97→05/99	➡	06/97→		03.0137-9167.2 669167	














	kw			 	! #		
DAEWOO - NUBIRA Wagon (J100) 04/97→							
 Bremstrommel							
1.6 16V	66	06/97→	➡	→ 05/99		24.0220-0001.2 480013	Ø 242 x 53,5 / 201,3
1.6 16V	76	12/00→	➡	→ 02/05; - ABS		24.0220-0001.2 480013	Ø 242 x 53,5 / 201,3
1.6 16V	78	05/97→05/99	➡	06/97→		24.0220-0001.2 480013	Ø 242 x 53,5 / 201,3
 Bremsbackensatz							
1.6 16V	66	06/97→	➡	→ 05/99		03.0137-0267.2 650267 03.0520-8320.3 698320 03.0525-0011.3 EQ0011	Ø 200 x 46 + HEB TRW Ø 200 x 46 + RZ / + Zub TopKit TRW Ø 200 x 46 - RZ / + Zub Easy Quick
1.6 16V	76	12/00→	➡	→ 02/05; - ABS		03.0137-0267.2 650267 03.0520-8320.3 698320 03.0525-0011.3 EQ0011	Ø 200 x 46 + HEB TRW Ø 200 x 46 + RZ / + Zub TopKit TRW Ø 200 x 46 - RZ / + Zub Easy Quick
1.6 16V	78	05/97→05/99	➡	06/97→		03.0137-0267.2 650267 03.0520-8320.3 698320 03.0525-0011.3 EQ0011	Ø 200 x 46 + HEB TRW Ø 200 x 46 + RZ / + Zub TopKit TRW Ø 200 x 46 - RZ / + Zub Easy Quick
 Bremsbackensatz, Feststellbremse							
1.6 16V	76	12/00→	➡	→ 02/05		03.0137-3036.2 653036	Ø 168 x 26 + HEB
Zubehörsatz, Feststellbremsbacken							
1.6 16V	76	12/00→	➡	→ 02/05		03.0137-9323.2 669323	
DAEWOO - NUBIRA Wagon (J200) 07/03→							
 Bremsbackensatz, Feststellbremse							
1.6 1.8	80 90	07/03→ 07/03→	➡	08/03→ 02/05		03.0137-3036.2 653036	Ø 168 x 26 + HEB
Zubehörsatz, Feststellbremsbacken							
1.6 1.8	80 90	07/03→ 07/03→	➡	08/03→ 02/05		03.0137-9323.2 669323	
DAEWOO - RACER Schrägheck 01/86→12/97							
 Radbremszylinder							
1.5	52	03/95→12/97	➡	→ 08/97	2	03.3217-3512.3 020032	Lucas GG
Zubehörsatz, Bremsbacken							
1.5	52	03/95→12/97	➡	→ 08/97		03.0137-9167.2 669167	
 Bremstrommel							
1.5	52	03/95→12/97	➡	→ 08/97		24.0220-0001.2 480013	Ø 242 x 53,5 / 201,3
 Bremsbackensatz							
1.5	52	03/95→12/97	➡	→ 08/97		03.0137-0267.2 650267 03.0520-3717.3 693717 03.0525-0011.3 EQ0011	Ø 200 x 46 + HEB Ø 200 x 46 + RZ / + Zub TopKit TRW Ø 200 x 46 - RZ / + Zub Easy Quick
 Seilzug, Feststellbremse							
1.5	52	03/95→12/97		→ 08/97; Trommelbremse; ⚠	1	24.3727-0730.2 580730	L= 1.272 L2= 1.676 + Zub
DAEWOO - TACUMA (U100) 06/00→							
 Radbremszylinder							
1.6 1.8 2.0	77 67 - 74 94	09/00→ 09/00→ 09/00→	➡	→ 08/05	2	24.3220-1747.3 020583	GG
1.6 1.6 SX 2.0	78 66 89	02/02→12/04 08/01→12/04 09/01→12/04	➡		2	24.3220-1747.3 020583	GG
















	kw			 	! #		
DAEWOO - TOSCA 02/06→							
 Bremsbackensatz, Feststellbremse							
2.0 TDCi	110	02/06→	➡			03.0137-3036.2 653036	Ø 168 x 26 + HEB
2.0 XT	105	02/06→	➡	→ 12/10		03.0137-3036.2 653036	Ø 168 x 26 + HEB
2.5 Executive	115	02/06→					
Zubehörsatz, Feststellbremsbacken							
2.0 XT	105	02/06→	➡	→ 12/10		03.0137-9323.2 669323	
2.5 Executive	115	02/06→					
DAIHATSU - APPLAUSE I Schrägheck (A101, A111) 06/89→07/97							
Zubehörsatz, Bremsbacken							
1.6 16V	66 - 77	06/89→07/97	➡	- ABS		03.0137-9271.2 669271	
1.6 16V 4WD	77	06/89→07/97	➡			03.0137-9271.2 669271	
 Bremsbackensatz							
1.6 16V	66 - 77	06/89→07/97	➡	- ABS		03.0137-0315.2 650315	Ø 200 x 32
1.6 16V 4WD	77	06/89→07/97	➡			03.0137-0315.2 650315	Ø 200 x 32
DAIHATSU - APPLAUSE II Schrägheck (A101) 07/97→05/00							
Zubehörsatz, Bremsbacken							
1.6 16V	73	07/97→05/00	➡			03.0137-9271.2 669271	
 Bremsbackensatz							
1.6 16V	73	07/97→05/00	➡			03.0137-0315.2 650315	Ø 200 x 32
DAIHATSU - CHARADE IV (G200, G202) 01/93→09/00							
Zubehörsatz, Bremsbacken							
1.3	44	09/96→11/99	➡	- ABS		03.0137-9126.2 669126	
1.3 16V	55	05/96→11/99					
1.3 i 16V	62	01/93→09/00					
1.5 i 16V	66	01/97→11/99					
DAIHATSU - CHARADE IV Stufenheck (G203) 03/93→01/01							
Zubehörsatz, Bremsbacken							
1.5 16V	55	10/94→01/01	➡	→ 11/99; - ABS		03.0137-9126.2 669126	
1.5 i 16V	66	06/94→11/99	➡	08/94→; - ABS		03.0137-9126.2 669126	
DAIHATSU - CHARADE VIII 05/11→							
 Radbremszylinder							
1.33 16V	73	05/11→	➡	→ 01/13	2	24.3220-1728.3 020509	ALU
Zubehörsatz, Bremsbacken							
1.33 16V	73	05/11→	➡	→ 01/13		03.0137-9280.2 669280	
 Bremsbackensatz							
1.33 16V	73	05/11→	➡	→ 01/13		03.0137-0502.2 650502	Ø 203 x 38 + HEB
						03.0520-8920.3 698920	AP Ø 203 x 38 + RZ / + Zub TopKit
 Seilzug, Feststellbremse							
1.33 16V	73	05/11→		→ 01/13; Trommelbremse; <input type="checkbox"/>		24.3727-1937.2 581937	L= 1.555
				→ 01/13; Trommelbremse; <input type="checkbox"/>		24.3727-1938.2 581938	L= 1.600
DAIHATSU - COPEN (L880_, L881_) 03/02→09/12							
 Radbremszylinder							
0.7	47	09/03→09/12	➡	→ 07/12	2	24.3217-1732.3 020558	ALU
1.3	64	03/06→09/12					
0.7	50	09/03→12/07	➡		2	24.3217-1732.3 020558	ALU
DAIHATSU - CUORE IV (L501) 08/94→12/99							
 Bremsbackensatz							
0.7 4WD	48	10/97→05/99	➡			03.0137-0404.2 650404	Ø 165 x 28 - HEB
0.8	31	11/96→10/98					
0.8	32	01/95→08/98	➡	→ 10/96		03.0137-0404.2 650404	Ø 165 x 28 - HEB















	kw					! #		
DAIHATSU - CUORE V (L7_) 10/98→05/03								
 Radbremszylinder								
1.0	40	11/98→09/00	➡	+ ABS	2	24.3217-1732.3	020558	ALU
1.0	41	11/98→12/02	➡	→ 09/02; + ABS	2	24.3217-1732.3	020558	ALU
			➡	10/02→; + ABS	2	24.3217-1732.3	020558	ALU
1.0 DVVT	43	10/00→02/03	➡	→ 09/02; + ABS	2	24.3217-1732.3	020558	ALU
			➡	10/02→ 12/02; + ABS	2	24.3217-1732.3	020558	ALU
 Bremstrommel								
1.0	40	11/98→09/00	➡	- ABS		24.0216-5004.2	480183	Ø 196 x 33,5 / 166 - RLG / - ABS Ring / mit Radbe- festigungsbolzen
 Bremsbackensatz								
1.0	40	11/98→09/00	➡	→ 09/99; - ABS		03.0137-0404.2	650404	Ø 165 x 28 - HEB
			➡	10/99→; - ABS		03.0137-0417.2	650417	Ø 165 x 28 - HEB
DAIHATSU - CUORE VI (L251, L250_, L260_) 03/03→								
 Radbremszylinder								
0.7	35	03/03→	➡	→ 08/07	2	24.3217-1737.3	020574	ALU
1.0	43	05/03→						
 Bremstrommel								
0.7	35	03/03→	➡	→ 08/07; - ABS		24.0216-5004.2	480183	Ø 196 x 33,5 / 166 - RLG / - ABS Ring / mit Radbe- festigungsbolzen
1.0	43	05/03→						
 Bremsbackensatz								
0.7	35	03/03→	➡	09/03→ 08/07		03.0137-0475.2	650475	Ø 165 x 26 - HEB
1.0	43	05/03→						
DAIHATSU - CUORE VII (L275_, L285_, L276_) 12/06→								
 Radbremszylinder								
0.7	43	12/06→	➡	+ ESP; 		24.3217-1721.3	020489	ALU
1.0 LPG	51	09/11→12/12	➡	+ ESP; 		24.3217-1722.3	020490	ALU
			➡	- ESP	2	24.3217-1737.3	020574	ALU
1.0	51	04/07→	➡	09/07→ 01/13; + ESP; 		24.3217-1721.3	020489	ALU
			➡	09/07→ 01/13; + ESP; 		24.3217-1722.3	020490	ALU
			➡	09/07→ 01/13; - ESP	2	24.3217-1737.3	020574	ALU
Zubehörsatz, Bremsbacken								
0.7	43	12/06→	➡	+ ESP		03.0137-9353.2	669353	
1.0 LPG	51	09/11→12/12						
1.0	51	04/07→	➡	09/07→ 01/13; + ESP		03.0137-9353.2	669353	
 Bremsbackensatz								
0.7	43	12/06→	➡	- ESP		03.0137-0475.2	650475	Ø 165 x 26 - HEB
1.0 LPG	51	09/11→12/12	➡	+ ESP		03.0137-0489.2	650489	Ø 180 x 28 - HEB
1.0	51	04/07→	➡	09/07→ 01/13; - ESP		03.0137-0475.2	650475	Ø 165 x 26 - HEB
			➡	09/07→ 01/13; + ESP		03.0137-0489.2	650489	Ø 180 x 28 - HEB
DAIHATSU - HIJET Bus (S85) 06/93→								
 Bremsbackensatz								
1.3 4WD	48	10/01→	➡			03.0137-0479.2	650479	AP Ø 203 x 38 + HEB
DAIHATSU - HIJET Pritsche/Fahrgestell 12/04→								
 Bremsbackensatz								
1.5	71	11/07→	➡			03.0137-0479.2	650479	AP Ø 203 x 38 + HEB
DAIHATSU - MATERIA (M4_) 10/06→								
 Radbremszylinder								
1.3	67	10/06→	➡	→ 07/12; 		24.3217-1721.3	020489	ALU
1.5	76	10/06→						
1.5 ECO 4WD	76	10/06→	➡	→ 07/12; 		24.3217-1722.3	020490	ALU
→								











	kw					! #		
DAIHATSU - MATERIA (M4_) 10/06→								
 Radbremszylinder								
1.5 LPG	76	01/10→12/11	➡	☐			24.3217-1721.3 020489	ALU
			➡	☐			24.3217-1722.3 020490	ALU
Zubehörsatz, Bremsbacken								
1.3	67	10/06→	➡		→ 07/12		03.0137-9353.2 669353	
1.5	76	10/06→						
1.5 LPG	76	01/10→12/11	➡				03.0137-9353.2 669353	
 Bremsbackensatz								
1.3	67	10/06→	➡		→ 07/12		03.0137-0489.2 650489	Ø 180 x 28 - HEB
1.5	76	10/06→						
1.5 LPG	76	01/10→12/11	➡				03.0137-0489.2 650489	Ø 180 x 28 - HEB
DAIHATSU - MOVE (L6_) 06/94→11/99								
 Bremsbackensatz								
0.8	31	01/97→11/99	➡		05/98→ 09/98		03.0137-0404.2 650404	Ø 165 x 28 - HEB
DAIHATSU - MOVE (L9_) 04/97→09/02								
 Radbremszylinder								
1.0 i	40	10/98→12/00	➡		+ ABS	2	24.3217-1732.3 020558	ALU
1.0 i	41	10/98→09/02	➡		→ 11/00; + ABS	2	24.3217-1732.3 020558	ALU
 Bremstrommel								
1.0 i	40	10/98→12/00	➡		- ABS		24.0216-5004.2 480183	Ø 196 x 33,5 / 166 - RLG / - ABS Ring / mit Radbe- festigungsbolzen
1.0 i	41	10/98→09/02	➡		→ 11/00; - ABS		24.0216-5004.2 480183	Ø 196 x 33,5 / 166 - RLG / - ABS Ring / mit Radbe- festigungsbolzen
 Bremsbackensatz								
1.0 i	40	10/98→12/00	➡		+ ABS		03.0137-0417.2 650417	Ø 165 x 28 - HEB
1.0 i	41	10/98→09/02	➡		→ 09/99; - ABS		03.0137-0404.2 650404	Ø 165 x 28 - HEB
			➡		10/99→ 11/00; - ABS		03.0137-0417.2 650417	Ø 165 x 28 - HEB
DAIHATSU - NAKED 11/99→02/05								
 Bremsbackensatz								
0.7	34	11/99→02/05	➡		+ ABS		03.0137-0417.2 650417	Ø 165 x 28 - HEB
0.7 Turbo All-wheel Drive	47	11/99→02/05						
DAIHATSU - SIRION (M1) 04/98→04/05								
 Radbremszylinder								
1.0	40	04/98→10/00	➡		→ 08/00	2	24.3217-1732.3 020558	ALU
1.0 i	41	04/98→09/00						
1.0 i	43	09/00→01/05	➡		02/02→ 12/04	2	24.3217-1732.3 020558	ALU
1.3 Sport	75	08/00→01/05	➡		→ 01/02	2	24.3217-1732.3 020558	ALU
1.0 i 4WD	43	09/00→01/05	➡		02/02→ 12/04	2	24.3217-1732.3 020558	ALU
1.3 Rally	81	06/02→03/05	➡		→ 12/04	2	24.3217-1732.3 020558	ALU
1.3 Rally 4WD	81	06/02→03/05						
1.3 Sport 4WD	75	08/00→03/05						
DAIHATSU - SIRION (M3_) 01/05→								
 Radbremszylinder								
1.0	51	01/05→06/13	➡		→ 01/13; ☐		24.3217-1721.3 020489	ALU
1.0 LPG	51	01/05→06/13						
1.3	64	01/05→	➡		→ 01/13; ☐		24.3217-1722.3 020490	ALU
	67							
1.5	76	03/08→						
Zubehörsatz, Bremsbacken								
1.0	51	01/05→06/13	➡		→ 01/13		03.0137-9353.2 669353	
1.0 LPG	51	01/05→06/13						
1.3	64	01/05→						
	67							
1.5	76	03/08→						
→								











	kw			 	! #		
DAIHATSU - SIRION (M3_) 01/05→							
 Bremsbackensatz							
1.0 1.0 LPG 1.3 1.5	51 51 64 67 76	01/05→06/13 01/05→06/13 01/05→ 03/08→	➔	→ 01/13		03.0137-0489.2 650489	Ø 180 x 28 - HEB
DAIHATSU - TERIOS (J1_) 03/97→10/06							
 Radbremsszylinder							
1.3 1.3 4WD 1.3 VVT-i Turbo 4WD 1.3 4WD	63 62 - 63 103 61	07/00→10/06 05/97→10/05 10/02→10/05 10/97→10/00	➔	☐		24.3220-1744.3 020578	ALU
 Bremsbackensatz							
1.3 1.3 4WD 1.3 VVT-i Turbo 4WD	63 63 103	07/00→10/06 10/00→10/05 10/02→10/05	➔			03.0137-0398.2 650398	Ø 229 x 42 + HEB
DAIHATSU - TERIOS (J2_) 11/05→							
 Bremsbackensatz							
1.3 VVT-i 4x4 1.5 4x4 1.5 VVT-i 4x4 1.5 VVT-i RWD	63 77 75 - 77	11/05→ 05/06→ 09/10→ 11/05→	➔	→ 01/13		03.0137-0492.2 650492	Ø 228 x 42 - HEB
1.3 VVT-i LPG 4x4 1.5 LPG 4x4 1.5 VVT-i	63 77 80	01/09→12/09 06/09→ 12/06→10/10	➔			03.0137-0492.2 650492	Ø 228 x 42 - HEB
DAIHATSU - TREVIS 06/06→							
 Bremsbackensatz							
1.0	43	06/06→	➔			03.0137-0494.2 650494	Ø 165 x 28 - HEB
DAIHATSU - YRV (M2) 02/01→							
 Radbremsszylinder							
1.0 1.3	43 64	02/01→ 02/01→	➔	→ 01/02	2	24.3217-1732.3 020558	ALU
DS - DS 3 (SA_) 04/15→07/19							
 Radbremsszylinder							
1.2 THP 110 / PureTech 110 1.2 THP 130 1.2 VTi 82 1.6 BlueHDi 100 1.6 BlueHDi 116 1.6 BlueHDi 120 1.6 BlueHDi 75 1.6 THP 1.6 THP 165 1.6 THP 208	81 96 60 73 85 88 55 110 - 120 121 153	04/15→07/19 09/15→07/19 04/15→07/19 04/15→07/19 07/15→07/19 07/15→07/19 07/15→07/19 07/15→07/19 07/15→07/19 07/15→07/19 09/15→07/19	➔	Ø 228 Ø 203	2 2	24.3220-1732.3 020514 24.3220-1741.3 020548	BOS ALU ALU
Zubehörsatz, Bremsbacken							
1.2 THP 110 / PureTech 110 1.2 THP 130 1.2 VTi 82 1.6 BlueHDi 100 1.6 BlueHDi 116 1.6 BlueHDi 120 1.6 BlueHDi 75 1.6 THP 1.6 THP 165 1.6 THP 208	81 96 60 73 85 88 55 110 - 120 121 153	04/15→07/19 09/15→07/19 04/15→07/19 04/15→07/19 07/15→07/19 07/15→07/19 07/15→07/19 07/15→07/19 07/15→07/19 09/15→07/19	➔	Ø 228 Ø 203		03.0137-9228.2 669228 03.0137-9281.2 669281	BDX
 Bremstrommel							
1.2 THP 110 / PureTech 110 1.2 THP 130 1.2 VTi 82 1.6 BlueHDi 100 1.6 BlueHDi 116	81 96 60 73 85	04/15→07/19 09/15→07/19 04/15→07/19 04/15→07/19 07/15→07/19	➔			24.0222-9701.2 480219	Ø 273 x 51 / 230,1 + RLG / + ABS Ring










	kw			 	! #		
DS - DS 3 (SA_) 04/15→07/19							
 Bremstrommel							
1.6 BlueHDi 120 1.6 BlueHDi 75 1.6 THP 1.6 THP 165 1.6 THP 208	88 55 110 - 120 121 153	07/15→07/19 07/15→07/19 07/15→07/19 07/15→07/19 09/15→07/19	➔			24.0222-9701.2 480219	Ø 273 x 51 / 230,1 + RLG / + ABS Ring
 Bremsbackensatz							
1.2 THP 110 / PureTech 110 1.2 THP 130 1.2 VTi 82 1.6 BlueHDi 100 1.6 BlueHDi 116 1.6 BlueHDi 120 1.6 BlueHDi 75 1.6 THP 1.6 THP 165 1.6 THP 208	81 96 60 73 85 88 55 110 - 120 121 153	04/15→07/19 09/15→07/19 04/15→07/19 04/15→07/19 07/15→07/19 07/15→07/19 07/15→07/19 07/15→07/19 07/15→07/19 09/15→07/19	➔			03.0137-0491.2 650491 03.0137-0504.2 650504 03.0520-9420.3 699420 03.0520-9620.3 699620	Ø 228 x 42 + HEB BOS Ø 203 x 39 + HEB BOS Ø 228 x 42 + RZ / + Zub TopKit Ø 203 x 39 + RZ / + Zub TopKit
 Seilzug, Feststellbremse							
1.2 THP 110 / PureTech 110 1.2 THP 130 1.2 VTi 82 1.6 BlueHDi 100 1.6 BlueHDi 116 1.6 BlueHDi 120 1.6 BlueHDi 75 1.6 THP 1.6 THP 165 1.6 THP 208	81 96 60 73 85 88 55 110 - 120 121 153	04/15→07/19 09/15→07/19 04/15→07/19 04/15→07/19 07/15→07/19 07/15→07/19 07/15→07/19 07/15→07/19 07/15→07/19 09/15→07/19		Trommelbremse; Ø 203; ↓	2	24.3727-0357.2 580357	L= 1.703
DS - DS 3 Cabriolet (SB_) 07/15→07/19							
 Radbremszylinder							
1.2 THP 110 1.2 THP 130 1.2 VTi 82 1.6 BlueHDi 100 1.6 BlueHDi 116 1.6 BlueHDi 120 1.6 THP 1.6 THP 165 1.6 THP 208	81 96 60 73 85 88 110 - 120 121 153	07/15→07/19 09/15→07/19 07/15→07/19 07/15→07/19 07/15→07/19 07/15→07/19 07/15→07/19 07/15→07/19 07/15→07/19 09/15→07/19	➔	Ø 228	2	24.3220-1732.3 020514	BOS ALU
			➔	Ø 203	2	24.3220-1741.3 020548	ALU
Zubehörsatz, Bremsbacken							
1.2 THP 110 1.2 THP 130 1.2 VTi 82 1.6 BlueHDi 100 1.6 BlueHDi 116 1.6 BlueHDi 120 1.6 THP 1.6 THP 165 1.6 THP 208	81 96 60 73 85 88 110 - 120 121 153	07/15→07/19 09/15→07/19 07/15→07/19 07/15→07/19 07/15→07/19 07/15→07/19 07/15→07/19 07/15→07/19 07/15→07/19 09/15→07/19	➔	Ø 228		03.0137-9228.2 669228	BDX
			➔	Ø 203		03.0137-9281.2 669281	
 Bremstrommel							
1.2 THP 110 1.2 THP 130 1.2 VTi 82 1.6 BlueHDi 100 1.6 BlueHDi 116 1.6 BlueHDi 120 1.6 THP 1.6 THP 165 1.6 THP 208	81 96 60 73 85 88 110 - 120 121 153	07/15→07/19 09/15→07/19 07/15→07/19 07/15→07/19 07/15→07/19 07/15→07/19 07/15→07/19 07/15→07/19 07/15→07/19 09/15→07/19	➔			24.0222-9701.2 480219	Ø 273 x 51 / 230,1 + RLG / + ABS Ring
 Bremsbackensatz							
1.2 THP 110 1.2 THP 130 1.2 VTi 82 1.6 BlueHDi 100 1.6 BlueHDi 116 1.6 BlueHDi 120 ➔	81 96 60 73 85 88	07/15→07/19 09/15→07/19 07/15→07/19 07/15→07/19 07/15→07/19 07/15→07/19	➔			03.0137-0491.2 650491 03.0137-0504.2 650504 03.0520-9420.3 699420 03.0520-9620.3 699620	Ø 228 x 42 + HEB BOS Ø 203 x 39 + HEB BOS Ø 228 x 42 + RZ / + Zub TopKit Ø 203 x 39 + RZ / + Zub TopKit















	kw			 	! #		
DS - DS 3 Cabriolet (SB_) 07/15→07/19							
 Bremsbackensatz							
1.6 THP	110 - 120	07/15→07/19	➔			03.0137-0491.2 650491	Ø 228 x 42 + HEB
1.6 THP 165	121	07/15→07/19				03.0137-0504.2 650504	BOS Ø 203 x 39 + HEB
1.6 THP 208	153	09/15→07/19				03.0520-9420.3 699420	BOS Ø 228 x 42 + RZ / + Zub TopKit
						03.0520-9620.3 699620	Ø 203 x 39 + RZ / + Zub TopKit
 Seilzug, Feststellbremse							
1.2 THP 110	81	07/15→07/19		Trommelbremse; Ø 203; ↓	2	24.3727-0357.2 580357	L= 1.703
1.2 THP 130	96	09/15→07/19					
1.2 VTi 82	60	07/15→07/19					
1.6 BlueHDi 100	73	07/15→07/19					
1.6 BlueHDi 116	85	07/15→07/19					
1.6 BlueHDi 120	88	07/15→07/19					
1.6 THP	110 - 120	07/15→07/19					
1.6 THP 165	121	07/15→07/19					
1.6 THP 208	153	09/15→07/19					
FIAT - 126 (126_) 09/72→09/00							
 Radbremszylinder							
650	18	07/81→09/00	← → 08/87		2	24.3223-0802.3 020286	Fiat GG
			➔ → 08/87		2	24.3219-0801.3 020181	Fiat GG
Zubehörsatz, Bremsbacken							
650	18	07/81→09/00	← → 08/87			03.0137-9021.2 669021	Fiat
			➔ → 08/87			03.0137-9021.2 669021	Fiat
 Bremstrommel							
650	18	07/81→09/00	← → 08/87			24.0218-5001.1 480012	Ø 219 x 37 / 186,8
			➔ → 08/87			24.0218-5001.1 480012	Ø 219 x 37 / 186,8
 Bremsbackensatz							
650	18	07/81→09/00	← → 08/87			03.0137-0015.2 650015	Fiat Ø 185 x 31
			➔ → 08/87			03.0137-0015.2 650015	Fiat Ø 185 x 31
FIAT - 500 (312_) 07/07→							
 Radbremszylinder							
0.9	44 - 63	07/10→	➔		2	24.3220-1738.3 020545	ALU
1.2 LPG	51	12/10→				24.3220-1757.3 020605	ALU
1.3 D Multijet	57	06/16→					
1.0 Mild Hybrid	51	01/20→	➔		2	24.3220-1728.3 020509	ALU
1.2	51	07/07→	➔ → 05/10		2	24.3220-1108.3 020219	BDX GG
1.3 D Multijet	55 - 70	10/07→	➔ 06/10→		2	24.3220-1738.3 020545	ALU
						24.3220-1757.3 020605	ALU
Zubehörsatz, Bremsbacken							
0.9	44 - 63	07/10→	➔			03.0137-9247.2 669247	AP
1.2 LPG	51	12/10→					
1.3 D Multijet	57	06/16→					
1.2	51	07/07→	➔ 06/10→			03.0137-9247.2 669247	AP
1.3 D Multijet	55 - 70	10/07→	➔ → 05/10			03.0137-9303.2 669303	BOS
 Bremstrommel							
0.9	44 - 63	07/10→	➔			24.0218-0011.1 480006	Ø 214 x 40 / 181,4
1.2	51	07/07→					
1.2 LPG	51	12/10→					
1.3 D Multijet	55 - 70	10/07→					
 Bremsbackensatz							
0.9	44 - 63	07/10→	➔			03.0137-0506.2 650506	Ø 180 x 32 + HEB
1.2 LPG	51	12/10→				03.0521-0520.3 690112	Ø 180 x 32 + RZ / + Zub TopKit
1.3 D Multijet	57	06/16→					
1.2	51	07/07→	➔ → 05/10			03.0137-0462.2 650462	BOS Ø 180 x 32 + HEB
→							

























	kw			 	! #		
FIAT - 500 (312_) 07/07→							
 Bremsbackensatz							
1.3 D Multijet	55 - 70	10/07→	→	→ 05/10		03.0520-8220.3 698220	BOS Ø 180 x 32 + RZ / + Zub TopKit
			→	06/10→		03.0137-0506.2 650506	Ø 180 x 32 + HEB
						03.0521-0520.3 690112	Ø 180 x 32 + RZ / + Zub TopKit
FIAT - 500 C (312_) 09/09→							
 Radbremszylinder							
0.9	63	09/09→	→	→ 05/10	2	24.3220-1108.3 020219	BDX GG
1.2	51	09/09→					
1.3 D Multijet	55 - 70	09/09→	→	06/10→	2	24.3220-1738.3 020545	ALU
						24.3220-1757.3 020605	ALU
0.9	44 - 48	09/12→	→		2	24.3220-1738.3 020545	ALU
						24.3220-1757.3 020605	ALU
1.0 Mild Hybrid	51	01/20→	→		2	24.3220-1728.3 020509	ALU
Zubehörsatz, Bremsbacken							
0.9	63	09/09→	→	06/10→		03.0137-9247.2 669247	AP
1.2	51	09/09→					
1.3 D Multijet	55 - 70	09/09→	→	→ 05/10		03.0137-9303.2 669303	BOS
0.9	44 - 48	09/12→	→			03.0137-9247.2 669247	AP
 Bremstrommel							
0.9	44 - 63	09/09→	→			24.0218-0011.1 480006	Ø 214 x 40 / 181,4
1.2	51	09/09→					
1.3 D Multijet	55 - 70	09/09→					
 Bremsbackensatz							
0.9	63	09/09→	→	→ 05/10		03.0137-0462.2 650462	BOS Ø 180 x 32 + HEB
1.2	51	09/09→				03.0520-8220.3 698220	BOS Ø 180 x 32 + RZ / + Zub TopKit
1.3 D Multijet	55 - 70	09/09→	→	06/10→		03.0137-0506.2 650506	Ø 180 x 32 + HEB
						03.0521-0520.3 690112	Ø 180 x 32 + RZ / + Zub TopKit
0.9	44 - 48	09/12→	→			03.0137-0506.2 650506	Ø 180 x 32 + HEB
						03.0521-0520.3 690112	Ø 180 x 32 + RZ / + Zub TopKit
FIAT - 500L (351_, 352_) 09/12→							
 Radbremszylinder							
0.9	77	09/12→	→		2	24.3220-1757.3 020605	ALU
0.9 Natural Power	59 - 63	03/13→					
1.3 D Multijet	62 - 70	09/12→					
1.4	70	09/12→					
1.6 D Multijet	77	09/12→05/18					
Zubehörsatz, Bremsbacken							
0.9	77	09/12→	→			03.0137-9309.2 669309	AP
0.9 Natural Power	59 - 63	03/13→					
1.3 D Multijet	62 - 70	09/12→					
1.4	70	09/12→					
1.6 D Multijet	77	09/12→05/18					
 Bremsbackensatz							
0.9	77	09/12→	→			03.0137-0526.2 650526	AP Ø 229 x 43 + HEB
0.9 Natural Power	59 - 63	03/13→				03.0521-0820.3 690103	AP Ø 228 x 42 + RZ / + Zub TopKit
1.3 D Multijet	62 - 70	09/12→					
1.4	70	09/12→					
1.6 D Multijet	77	09/12→05/18					
FIAT - BARCHETTA (183_) 03/95→05/05							
 Seilzug, Feststellbremse							
1.8 16V	96	04/95→05/05		→ 10/04; Scheibenbremse; ↓	2	24.3727-0549.2 580549	L= 1.521












	kw			 	! #		
FIAT - BRAVA (182_) 10/95—06/03							
 Radbremszylinder							
1.2 16V 80	59	10/00→10/01	➡	- ABS	2	24.3222-1126.3 020358	AP GG
			➡		2	24.3222-1724.3 020466	ALU
1.2 16V 80	60	12/98→12/02	➡	→ 10/01; - ABS	2	24.3222-1126.3 020358	AP GG
			➡	→ 10/01	2	24.3222-1724.3 020466	ALU
1.4 1.4 12 V 1.9 D	55 59 48	10/95→10/01 10/95→08/98 10/95→10/01	➡	- ABS	2	24.3222-1126.3 020358	AP GG
			➡	+ ABS; →VET 4255655	2	24.3222-1724.3 020466	ALU
			➡	VET 4255656→; + ABS	2	24.3222-1707.3 020104	BDX GG
			➡	VET 4255656→; + ABS	2	24.3222-1724.3 020466	ALU
1.6 16V	66 - 76	10/95→10/01	➡	→VET 4255655	2	24.3222-1707.3 020104	BDX GG
1.8 GT 16V	83	10/95→08/01	➡	VET 4255656→	2	24.3222-1724.3 020466	ALU
1.6 16V 1.9 JTD 1.9 JTD 105	76 74 77	01/99→12/02 09/00→10/01 12/98→10/01	➡		2	24.3222-1724.3 020466	ALU
1.9 TD 100 S 1.9 TD 75 S	74 55	03/96→10/01 03/96→10/01	➡	06/96→; →VET 4255655	2	24.3222-1707.3 020104	BDX GG
			➡	VET 4255656→	2	24.3222-1724.3 020466	ALU
Zubehörsatz, Bremsbacken							
1.2 16V 80	59	10/00→10/01	➡	- ABS		03.0137-9179.2 669179	AP
			➡	+ ABS		03.0137-9244.2 669244	AP
1.2 16V 80	60	12/98→12/02	➡	→ 10/01; - ABS		03.0137-9179.2 669179	AP
			➡	→ 10/01; + ABS		03.0137-9244.2 669244	AP
1.4 1.4 12 V 1.9 D	55 59 48	10/95→10/01 10/95→08/98 10/95→10/01	➡	+ ABS; →VET 4255655		03.0137-9125.2 669125	BDX
			➡	- ABS		03.0137-9179.2 669179	AP
			➡	VET 4255656→; + ABS		03.0137-9244.2 669244	AP
1.6 16V	66 - 76	10/95→10/01	➡	→VET 4255655		03.0137-9125.2 669125	BDX
1.8 GT 16V	83	10/95→08/01	➡	VET 4255656→		03.0137-9244.2 669244	AP
1.6 16V 1.9 JTD 1.9 JTD 105	76 74 77	01/99→12/02 09/00→10/01 12/98→10/01	➡			03.0137-9244.2 669244	AP
1.9 TD 100 S 1.9 TD 75 S	74 55	03/96→10/01 03/96→10/01	➡	06/96→; →VET 4255655		03.0137-9125.2 669125	BDX
			➡	VET 4255656→		03.0137-9244.2 669244	AP
 Bremstrommel							
1.2 16V 80	59	10/00→10/01	➡	- ABS		24.0218-0011.1 480006	Ø 214 x 40 / 181,4
1.4 1.4 12 V 1.9 D	55 59 48	10/95→10/01 10/95→08/98 10/95→10/01	➡	+ ABS		24.0220-3007.1 480064	Ø 249,5 x 48,5 / 204,7
1.2 16V 80	60	12/98→12/02	➡	→ 10/01; - ABS		24.0218-0011.1 480006	Ø 214 x 40 / 181,4
			➡	→ 10/01; + ABS		24.0220-3007.1 480064	Ø 249,5 x 48,5 / 204,7
1.6 16V 1.8 GT 16V 1.9 JTD 1.9 JTD 105	66 - 76 83 74 77	10/95→12/02 10/95→08/01 09/00→10/01 12/98→10/01	➡			24.0220-3007.1 480064	Ø 249,5 x 48,5 / 204,7
1.9 TD 100 S 1.9 TD 75 S	74 55	03/96→10/01 03/96→10/01	➡	06/96→		24.0220-3007.1 480064	Ø 249,5 x 48,5 / 204,7
 Bremsbackensatz							
1.2 16V 80	59	10/00→10/01	➡	- ABS		03.0137-0274.2 650274	AP Ø 180 x 32 + HEB
						03.0520-5222.3 695222	AP Ø 180 x 32 + RZ / + Zub TopKit
						03.0525-0014.3 EQ0014	AP Ø 180 x 32 - RZ / + Zub Easy Quick
			➡	+ ABS		03.0137-0345.2 650345	AP Ø 203 x 38 + HEB
						03.0520-6822.3 696822	AP Ø 203 x 38 + RZ / + Zub TopKit
1.2 16V 80	60	12/98→12/02	➡	→ 10/01; - ABS		03.0137-0274.2 650274	AP Ø 180 x 32 + HEB
						03.0520-5222.3 695222	AP Ø 180 x 32 + RZ / + Zub TopKit
						03.0525-0014.3 EQ0014	AP Ø 180 x 32 - RZ / + Zub Easy Quick
			➡	→ 10/01; + ABS		03.0137-0345.2 650345	AP Ø 203 x 38 + HEB
						03.0520-6822.3 696822	AP Ø 203 x 38 + RZ / + Zub TopKit
→							











	kw			 	! #		
FIAT - BRAVA (182_) 10/95→06/03							
 Bremsbackensatz							
1.4 1.4 12 V 1.9 D	55	10/95→10/01	➔	+ ABS; →VET 4255655		03.0137-0262.2 650262	BDX Ø 203 x 39
	59	10/95→08/98				03.0520-6722.3 696722	BDX Ø 203 x 39 + RZ / + Zub TopKit
	48	10/95→10/01				03.0525-0008.3 EQ0008	BDX Ø 203 x 39 - RZ / + Zub Easy Quick
			➔	- ABS		03.0137-0274.2 650274	AP Ø 180 x 32 + HEB
						03.0520-5222.3 695222	AP Ø 180 x 32 + RZ / + Zub TopKit
						03.0525-0014.3 EQ0014	AP Ø 180 x 32 - RZ / + Zub Easy Quick
			➔	VET 4255656→; + ABS		03.0137-0345.2 650345	AP Ø 203 x 38 + HEB
						03.0520-6822.3 696822	AP Ø 203 x 38 + RZ / + Zub TopKit
1.6 16V 1.8 GT 16V	66 - 76	10/95→10/01	➔	→VET 4255655		03.0137-0262.2 650262	BDX Ø 203 x 39
	83	10/95→08/01				03.0520-6722.3 696722	BDX Ø 203 x 39 + RZ / + Zub TopKit
						03.0525-0008.3 EQ0008	BDX Ø 203 x 39 - RZ / + Zub Easy Quick
			➔	VET 4255656→		03.0137-0345.2 650345	AP Ø 203 x 38 + HEB
						03.0520-6822.3 696822	AP Ø 203 x 38 + RZ / + Zub TopKit
1.6 16V 1.9 JTD 1.9 JTD 105	76	01/99→12/02	➔			03.0137-0345.2 650345	AP Ø 203 x 38 + HEB
	74	09/00→10/01				03.0520-6822.3 696822	AP Ø 203 x 38 + RZ / + Zub TopKit
	77	12/98→10/01					
1.9 TD 100 S 1.9 TD 75 S	74	03/96→10/01	➔	06/96→; →VET 4255655		03.0137-0262.2 650262	BDX Ø 203 x 39
	55	03/96→10/01	➔	VET 4255656→		03.0137-0345.2 650345	AP Ø 203 x 38 + HEB
						03.0520-6822.3 696822	AP Ø 203 x 38 + RZ / + Zub TopKit
			➔	09/96→; →VET 4255655		03.0520-6722.3 696722	BDX Ø 203 x 39 + RZ / + Zub TopKit
						03.0525-0008.3 EQ0008	BDX Ø 203 x 39 - RZ / + Zub Easy Quick
 Seilzug, Feststellbremse							
1.2 16V 80 1.4 1.4 12 V 1.9 D	59	10/00→10/01		- ABS; Trommelbremse; <input type="checkbox"/>		24.3727-0535.2 580535	L= 1.370
	55	10/95→10/01		- ABS; Trommelbremse; <input type="checkbox"/>		24.3727-0536.2 580536	L= 1.424
	59	10/95→08/98		+ ABS; Trommelbremse; <input type="checkbox"/>		24.3727-0539.2 580539	L= 1.428
	48	10/95→10/01		+ ABS; Trommelbremse; <input type="checkbox"/>		24.3727-0540.2 580540	L= 1.383
1.2 16V 80	60	12/98→12/02		→ 10/01; - ABS; Trommelbremse; <input type="checkbox"/>		24.3727-0535.2 580535	L= 1.370
				→ 10/01; - ABS; Trommelbremse; <input type="checkbox"/>		24.3727-0536.2 580536	L= 1.424
				→ 10/01; + ABS; Trommelbremse; <input type="checkbox"/>		24.3727-0539.2 580539	L= 1.428
				→ 10/01; + ABS; Trommelbremse; <input type="checkbox"/>		24.3727-0540.2 580540	L= 1.383
1.6 16V 1.8 GT 16V 1.9 JTD 1.9 JTD 105	66 - 76	10/95→12/02		Trommelbremse; <input type="checkbox"/>		24.3727-0539.2 580539	L= 1.428
	83	10/95→08/01		Trommelbremse; <input type="checkbox"/>		24.3727-0540.2 580540	L= 1.383
	74	09/00→10/01					
1.9 TD 100 S 1.9 TD 75 S	74	03/96→10/01		06/96→; Trommelbremse; <input type="checkbox"/>		24.3727-0539.2 580539	L= 1.428
	55	03/96→10/01		06/96→; Trommelbremse; <input type="checkbox"/>		24.3727-0540.2 580540	L= 1.383
FIAT - BRAVO I (182_) 10/95→10/01							
 Radbremsszylinder							
1.2 16V 80	59 - 60	12/98→10/01	➔	- ABS	2	24.3222-1126.3 020358	AP GG
			➔		2	24.3222-1724.3 020466	ALU
1.4 1.9 D	55 - 59 48	10/95→10/01	➔	- ABS	2	24.3222-1126.3 020358	AP GG
						24.3222-1724.3 020466	ALU
			➔	+ ABS; → 11/98	2	24.3222-1707.3 020104	BDX GG
1.6 1.9 JTD 1.9 JTD 105	76 74 77	09/00→10/01	➔		2	24.3222-1724.3 020466	ALU
1.6 16V 1.8 GT	66 - 76 83	10/95→10/01	➔	→ 11/98	2	24.3222-1707.3 020104	BDX GG
			➔	12/98→	2	24.3222-1724.3 020466	ALU
1.9 TD 100 S 1.9 TD 75 S	74 55	03/96→10/01	➔	06/96→ 11/98	2	24.3222-1707.3 020104	BDX GG
			➔	12/98→	2	24.3222-1724.3 020466	ALU
→							

	kw			 	! #		
FIAT - BRAVO I (182_) 10/95→10/01							
Zubehörsatz, Bremsbacken							
1.2 16V 80	59 - 60	12/98→10/01	➡	- ABS		03.0137-9179.2 669179	AP
			➡	+ ABS		03.0137-9244.2 669244	AP
1.4 1.9 D	55 - 59 48	10/95→10/01 10/95→10/01	➡	+ ABS; → 11/98		03.0137-9125.2 669125	BDX
			➡	- ABS		03.0137-9179.2 669179	AP
1.6 1.9 JTD 1.9 JTD 105	76 74 77	09/00→10/01 09/00→10/01 12/98→10/01	➡			03.0137-9244.2 669244	AP
			➡	12/98→; + ABS		03.0137-9244.2 669244	AP
1.6 16V 1.8 GT	66 - 76 83	10/95→10/01 10/95→10/01	➡	→ 11/98		03.0137-9125.2 669125	BDX
			➡	12/98→		03.0137-9244.2 669244	AP
1.9 TD 100 S 1.9 TD 75 S	74 55	03/96→10/01 03/96→10/01	➡	06/96→ 11/98		03.0137-9125.2 669125	BDX
			➡	12/98→		03.0137-9244.2 669244	AP
 Bremstrommel							
1.2 16V 80	59 - 60	12/98→10/01	➡	- ABS		24.0218-0011.1 480006 24.0220-3007.1 480064	Ø 214 x 40 / 181,4 Ø 249,5 x 48,5 / 204,7
			➡	+ ABS		24.0220-3007.1 480064	Ø 249,5 x 48,5 / 204,7
1.4 1.9 D	55 - 59 48	10/95→10/01 10/95→10/01	➡	- ABS		24.0218-0011.1 480006	Ø 214 x 40 / 181,4
			➡	+ ABS		24.0220-3007.1 480064	Ø 249,5 x 48,5 / 204,7
1.6 1.6 16V	76 66 - 76	09/00→10/01 10/95→10/01	➡			24.0220-3007.1 480064	Ø 249,5 x 48,5 / 204,7
			➡				
1.8 GT 1.9 JTD 1.9 JTD 105	83 74 77	10/95→10/01 09/00→10/01 12/98→10/01	➡				
			➡				
1.9 TD 100 S 1.9 TD 75 S	74 55	03/96→10/01 03/96→10/01	➡	06/96→		24.0220-3007.1 480064	Ø 249,5 x 48,5 / 204,7
			➡				
 Bremsbackensatz							
1.2 16V 80	59 - 60	12/98→10/01	➡	- ABS		03.0137-0274.2 650274 03.0520-5222.3 695222 03.0525-0014.3 EQ0014	AP Ø 180 x 32 + HEB AP Ø 180 x 32 + RZ / + Zub TopKit AP Ø 180 x 32 - RZ / + Zub Easy Quick
			➡	+ ABS		03.0137-0345.2 650345 03.0520-6822.3 696822	AP Ø 203 x 38 + HEB AP Ø 203 x 38 + RZ / + Zub TopKit
1.4 1.9 D	55 - 59 48	10/95→10/01 10/95→10/01	➡	+ ABS; → 11/98		03.0137-0262.2 650262 03.0520-6722.3 696722 03.0525-0008.3 EQ0008	BDX Ø 203 x 39 BDX Ø 203 x 39 + RZ / + Zub TopKit BDX Ø 203 x 39 - RZ / + Zub Easy Quick
			➡	- ABS		03.0137-0274.2 650274 03.0520-5222.3 695222 03.0525-0014.3 EQ0014	AP Ø 180 x 32 + HEB AP Ø 180 x 32 + RZ / + Zub TopKit AP Ø 180 x 32 - RZ / + Zub Easy Quick
1.6 1.9 JTD 1.9 JTD 105	76 74 77	09/00→10/01 09/00→10/01 12/98→10/01	➡			03.0137-0345.2 650345 03.0520-6822.3 696822	AP Ø 203 x 38 + HEB AP Ø 203 x 38 + RZ / + Zub TopKit
			➡				
1.6 16V 1.8 GT	66 - 76 83	10/95→10/01 10/95→10/01	➡	→ 11/98		03.0137-0262.2 650262 03.0520-6722.3 696722 03.0525-0008.3 EQ0008	BDX Ø 203 x 39 BDX Ø 203 x 39 + RZ / + Zub TopKit BDX Ø 203 x 39 - RZ / + Zub Easy Quick
			➡	12/98→		03.0137-0345.2 650345 03.0520-6822.3 696822	AP Ø 203 x 38 + HEB AP Ø 203 x 38 + RZ / + Zub TopKit
1.9 TD 100 S 1.9 TD 75 S	74 55	03/96→10/01 03/96→10/01	➡	06/96→ 11/98		03.0137-0262.2 650262	BDX Ø 203 x 39
			➡	12/98→		03.0137-0345.2 650345 03.0520-6822.3 696822	AP Ø 203 x 38 + HEB AP Ø 203 x 38 + RZ / + Zub TopKit
			➡	09/96→ 11/98		03.0520-6722.3 696722	BDX Ø 203 x 39 + RZ / + Zub TopKit








	kw					! #		
FIAT - BRAVO I (182_) 10/95→10/01								
 Bremsbackensatz								
1.9 TD 100 S	74	03/96→10/01	➔	09/96→11/98		03.0525-0008.3	EQ0008	BDX Ø 203 x 39 - RZ / + Zub Easy Quick
1.9 TD 75 S	55	03/96→10/01						
 Seilzug, Feststellbremse								
1.2 16V 80	59 - 60	12/98→10/01		- ABS; Trommelbremse; <input type="checkbox"/>		24.3727-0535.2	580535	L= 1.370
1.4	55 - 59	10/95→10/01		- ABS; Trommelbremse; <input type="checkbox"/>		24.3727-0536.2	580536	L= 1.424
1.9 D	48	10/95→10/01		+ ABS; Trommelbremse; <input type="checkbox"/>		24.3727-0539.2	580539	L= 1.428
				+ ABS; Trommelbremse; <input type="checkbox"/>		24.3727-0540.2	580540	L= 1.383
1.6	76	09/00→10/01		Trommelbremse; <input type="checkbox"/>		24.3727-0539.2	580539	L= 1.428
1.6 16V	66 - 76	10/95→10/01		Trommelbremse; <input type="checkbox"/>		24.3727-0540.2	580540	L= 1.383
1.8 GT	83	10/95→10/01						
1.9 JTD	74	09/00→10/01						
1.9 JTD 105	77	12/98→10/01						
1.9 TD 100 S	74	03/96→10/01		06/96→; Trommelbremse; <input type="checkbox"/>		24.3727-0539.2	580539	L= 1.428
1.9 TD 75 S	55	03/96→10/01		06/96→; Trommelbremse; <input type="checkbox"/>		24.3727-0540.2	580540	L= 1.383
FIAT - BRAVO II (198_) 11/06→								
 Seilzug, Feststellbremse								
1.4	66	04/07→12/14		Scheibenbremse; <input type="checkbox"/>		24.3727-0553.2	580553	L= 1.786
1.4 16V	103	04/10→12/14						
1.4 T-Jet	88 - 112	09/07→12/16		Scheibenbremse; <input type="checkbox"/>		24.3727-0554.2	580554	L= 1.668
1.6 D Multijet	66 - 88	03/08→12/14						
1.9 D Multijet	66 - 110	04/07→12/14						
2.0 D Multijet	120 - 121	09/08→12/14						
1.4 LPG	66	12/08→12/14		11/09→; Scheibenbremse; <input type="checkbox"/>		24.3727-0553.2	580553	L= 1.786
				11/09→; Scheibenbremse; <input type="checkbox"/>		24.3727-0554.2	580554	L= 1.668
1.6 D Multijet	77	09/07→12/14		03/08→; Scheibenbremse; <input type="checkbox"/>		24.3727-0553.2	580553	L= 1.786
				03/08→; Scheibenbremse; <input type="checkbox"/>		24.3727-0554.2	580554	L= 1.668
1.9 D Multijet	85	11/06→12/09		04/07→; Scheibenbremse; <input type="checkbox"/>		24.3727-0553.2	580553	L= 1.786
				04/07→; Scheibenbremse; <input type="checkbox"/>		24.3727-0554.2	580554	L= 1.668
FIAT - BRAVO Van (198_) 03/08→12/14								
 Seilzug, Feststellbremse								
1.6 JTD Multijet	77	03/08→12/14		Scheibenbremse; <input type="checkbox"/>		24.3727-0553.2	580553	L= 1.786
				Scheibenbremse; <input type="checkbox"/>		24.3727-0554.2	580554	L= 1.668
FIAT - CINQUECENTO (170_) 07/91→07/99								
 Radbremszylinder								
0.7 i	22	07/94→01/98	➔		2	24.3219-0803.3	020183	GG
0.9 i.e. S	29	07/91→07/99	➔	02/92→05/98	2	24.3219-0803.3	020183	GG
1.1 Sporting	40	10/94→01/98	➔	11/94→	2	24.3219-0803.3	020183	GG
Zubehörsatz, Bremsbacken								
0.7 i	22	07/94→01/98	➔			03.0137-9021.2	669021	Fiat
0.9 i.e. S	29	07/91→07/99	➔	02/92→05/98		03.0137-9021.2	669021	Fiat
1.1 Sporting	40	10/94→01/98	➔	11/94→		03.0137-9021.2	669021	Fiat
 Bremstrommel								
0.7 i	22	07/94→01/98	➔			24.0218-5001.1	480012	Ø 219 x 37 / 186,8
0.9 i.e. S	29	07/91→07/99	➔	02/92→05/98		24.0218-5001.1	480012	Ø 219 x 37 / 186,8
1.1 Sporting	40	10/94→01/98	➔	11/94→		24.0218-5002.1	480117	Ø 219 x 36,5 / 186,8
 Bremsbackensatz								
0.7 i	22	07/94→01/98	➔			03.0137-0015.2	650015	Fiat Ø 185 x 31
						03.0420-0319.3	680319	Fiat Ø 185 x 31 + RZ / + Zub Kit
0.9 i.e. S	29	07/91→07/99	➔	02/92→05/98		03.0137-0015.2	650015	Fiat Ø 185 x 31
						03.0420-0319.3	680319	Fiat Ø 185 x 31 + RZ / + Zub Kit
1.1 Sporting	40	10/94→01/98	➔	11/94→		03.0137-0015.2	650015	Fiat Ø 185 x 31
➔						03.0420-0319.3	680319	Fiat Ø 185 x 31 + RZ / + Zub Kit











	kw					! #		
FIAT - CINQUECENTO (170_) 07/91→07/99								
 Seilzug, Feststellbremse								
0.7 i	22	07/94→01/98		→ 09/97; Trommelbremse; 	1	24.3727-0523.2	580523	L= 2.988
				10/97→; Trommelbremse; 	1	24.3727-0544.2	580544	L= 2.670
0.9 i.e. S	29	07/91→07/99		02/92→ 09/97; Trommelbremse; 	1	24.3727-0523.2	580523	L= 2.988
				10/97→ 05/98; Trommelbremse; 	1	24.3727-0544.2	580544	L= 2.670
1.1 Sporting	40	10/94→01/98		11/94→ 09/97; Trommelbremse; 	1	24.3727-0523.2	580523	L= 2.988
				10/97→; Trommelbremse; 	1	24.3727-0544.2	580544	L= 2.670
FIAT - COUPE (175_) 11/93→08/00								
 Seilzug, Feststellbremse								
1.8 16V	96	03/96→08/00		07/96→; Scheibenbremse; 		24.3727-0521.2	580521	L= 1.517
				07/96→; Scheibenbremse; 		24.3727-0568.2	580568	L= 1.473
2.0 20V	113	04/98→08/00		Scheibenbremse; 		24.3727-0521.2	580521	L= 1.517
				Scheibenbremse; 		24.3727-0568.2	580568	L= 1.473
2.0 20V	108	08/96→09/98		01/97→; Scheibenbremse; 		24.3727-0521.2	580521	L= 1.517
2.0 20V Turbo	162	08/96→08/00		01/97→; Scheibenbremse; 		24.3727-0568.2	580568	L= 1.473
FIAT - DOBLO Bus (263_) 11/09→								
 Radbremszylinder								
1.3 D Multijet	66 - 70	02/10→	➡	Br.trommeldurchm.innen [Zoll]: 9		24.3220-1728.3	020509	ALU
1.4	70 - 88	02/10→	➡	Br.trommeldurchm.innen [Zoll]: 10; für erhöhte Nutzlast		24.3225-1704.3	020541	ALU
1.4 Natural Power	88	02/10→						
1.6 D Multijet	66 - 88	01/10→						
2.0 D Multijet	99	01/10→						
Zubehörsatz, Bremsbacken								
1.3 D Multijet	66 - 70	02/10→	➡	Br.trommeldurchm.innen [Zoll]: 9		03.0137-9296.2	669296	
1.4	70 - 88	02/10→	➡	Br.trommeldurchm.innen [Zoll]: 10		03.0137-9309.2	669309	AP
1.4 Natural Power	88	02/10→						
1.6 D Multijet	66 - 88	01/10→						
2.0 D Multijet	99	01/10→						
 Bremsbackensatz								
1.3 D Multijet	66 - 70	02/10→	➡	Br.trommeldurchm.innen [Zoll]: 9		03.0137-0457.2	650457	AP Ø 228 x 42 + HEB
1.4	70 - 88	02/10→				03.0521-0320.3	690320	AP Ø 228 x 42 + RZ / + Zub TopKit
1.4 Natural Power	88	02/10→	➡	Br.trommeldurchm.innen [Zoll]: 10		03.0137-0505.2	650505	AP Ø 254 x 57 + HEB
1.6 D Multijet	66 - 88	02/10→	➡	Br.trommeldurchm.innen [Zoll]: 10; für erhöhte Nutzlast		03.0520-1425.3	691425	Ø 254 x 57 + RZ / + Zub TopKit
			➡	Br.trommeldurchm.innen [Zoll]: 10; nicht für erhöhte Nutzlast		03.0520-7422.3	697422	AP Ø 254 x 57 + RZ / + Zub TopKit
1.6 D Multijet	77	01/10→	➡	Br.trommeldurchm.innen [Zoll]: 9		03.0137-0457.2	650457	AP Ø 228 x 42 + HEB
2.0 D Multijet	99	01/10→				03.0521-0320.3	690320	AP Ø 228 x 42 + RZ / + Zub TopKit
			➡	Br.trommeldurchm.innen [Zoll]: 10		03.0137-0505.2	650505	AP Ø 254 x 57 + HEB
			➡	02/10→; Br.trommeldurchm.innen [Zoll]: 10; für erhöhte Nutzlast		03.0520-1425.3	691425	Ø 254 x 57 + RZ / + Zub TopKit
			➡	02/10→; Br.trommeldurchm.innen [Zoll]: 10; nicht für erhöhte Nutzlast		03.0520-7422.3	697422	AP Ø 254 x 57 + RZ / + Zub TopKit
FIAT - DOBLO Cargo (263_) 02/10→								
 Radbremszylinder								
1.3 D Multijet	55 - 70	02/10→	➡	Br.trommeldurchm.innen [Zoll]: 9		24.3220-1728.3	020509	ALU
1.4	70 - 88	02/10→	➡	Br.trommeldurchm.innen [Zoll]: 10; für erhöhte Nutzlast		24.3225-1704.3	020541	ALU
1.4 Natural Power	88	06/10→						
1.6 D Multijet	66 - 88	02/10→						
2.0 D Multijet	99	02/10→						
Zubehörsatz, Bremsbacken								
1.3 D Multijet	55 - 70	02/10→	➡	Br.trommeldurchm.innen [Zoll]: 9		03.0137-9296.2	669296	










	kW					! #		
FIAT - DOBLO Cargo (263_) 02/10→								
Zubehörsatz, Bremsbacken								
1.4 1.4 Natural Power 1.6 D Multijet 2.0 D Multijet	70 - 88 88 66 - 88 99	02/10→ 06/10→ 02/10→ 02/10→	➔	Br.trommeldurchm.innen [Zoll]: 10			03.0137-9309.2 669309	AP
 Bremsbackensatz								
1.3 D Multijet 1.4 1.4 Natural Power 1.6 D Multijet 2.0 D Multijet	55 - 70 70 - 88 88 66 - 88 99	02/10→ 02/10→ 06/10→ 02/10→ 02/10→	➔	Br.trommeldurchm.innen [Zoll]: 9			03.0137-0457.2 650457 03.0521-0320.3 690320	AP Ø 228 x 42 + HEB AP Ø 228 x 42 + RZ / + Zub TopKit
			➔	Br.trommeldurchm.innen [Zoll]: 10			03.0137-0505.2 650505	AP Ø 254 x 57 + HEB
			➔	Br.trommeldurchm.innen [Zoll]: 10; für erhöhte Nutzlast			03.0520-1425.3 691425	Ø 254 x 57 + RZ / + Zub TopKit
			➔	Br.trommeldurchm.innen [Zoll]: 10; nicht für erhöhte Nutzlast			03.0520-7422.3 697422	AP Ø 254 x 57 + RZ / + Zub TopKit
FIAT - DOBLO Großraumlimousine (119_, 223_) 03/01→								
 Radbremszylinder								
1.2 1.9 D	48 46	03/01→ 03/01→	➔	→ 01/04	2		24.3220-1722.3 020458	GG
1.3 D Multijet 1.4 1.9 D Multijet	62 57 88	10/05→ 10/05→ 10/05→	➔	→ 01/10	2		24.3220-1728.3 020509	ALU
1.3 JTD	55	05/05→	➔	→ 09/05	2		24.3220-1107.3 020218	AP GG
			➔	10/05→ 01/10	2		24.3220-1728.3 020509	ALU
1.6 1.6 16V 1.6 Natural Power 1.9 JTD	68 76 76 74 - 77	09/02→ 10/01→ 09/02→ 10/01→	➔	02/04→ 09/05	2		24.3220-1107.3 020218	AP GG
			➔	→ 01/04	2		24.3220-1722.3 020458	GG
			➔	10/05→ 01/10	2		24.3220-1728.3 020509	ALU
1.6 Natural Power	68	11/05→07/09	➔		2		24.3220-1728.3 020509	ALU
Zubehörsatz, Bremsbacken								
1.2 1.9 D	48 46	03/01→ 03/01→	➔	→ 01/04			03.0137-9261.2 669261	
1.3 D Multijet 1.4 1.9 D Multijet	62 57 88	10/05→ 10/05→ 10/05→	➔	→ 01/10			03.0137-9296.2 669296	
1.3 JTD	55	05/05→	➔	10/05→ 01/10			03.0137-9296.2 669296	
			➔	→ 09/05			03.0137-9309.2 669309	AP
1.6 1.6 16V 1.6 Natural Power 1.9 JTD	68 76 76 74 - 77	09/02→ 10/01→ 09/02→ 10/01→	➔	→ 01/04			03.0137-9261.2 669261	
			➔	10/05→ 01/10			03.0137-9296.2 669296	
			➔	02/04→ 09/05			03.0137-9309.2 669309	AP
1.6 Natural Power	68	11/05→07/09	➔				03.0137-9296.2 669296	
 Bremstrommel								
1.2 1.9 D	48 46	03/01→ 03/01→	➔	→ 09/05			24.0222-8018.1 480078	Ø 268 x 48 / 230
1.3 D Multijet 1.4 1.6 1.6 16V 1.6 Natural Power 1.9 D Multijet 1.9 JTD	62 57 68 76 76 88 74 - 77	10/05→ 10/05→ 09/02→ 10/01→ 09/02→ 10/05→ 10/01→	➔	→ 01/10			24.0222-8018.1 480078	Ø 268 x 48 / 230
1.3 JTD	55	05/05→	➔	10/05→ 01/10			24.0222-8018.1 480078	Ø 268 x 48 / 230
1.3 JTD 16V 1.6 Natural Power	51 68	12/04→05/05 11/05→07/09	➔				24.0222-8018.1 480078	Ø 268 x 48 / 230
 Bremsbackensatz								
1.2 1.9 D	48 46	03/01→ 03/01→	➔	→ 01/04			03.0137-0415.2 650415	Ø 228 x 42 + HEB
1.3 D Multijet 1.4 1.9 D Multijet	62 57 88	10/05→ 10/05→ 10/05→	➔	→ 01/10			03.0137-0457.2 650457 03.0521-0320.3 690320	AP Ø 228 x 42 + HEB AP Ø 228 x 42 + RZ / + Zub TopKit
1.3 JTD	55	05/05→	➔	10/05→ 01/10			03.0137-0457.2 650457 03.0521-0320.3 690320	AP Ø 228 x 42 + HEB AP Ø 228 x 42 + RZ / + Zub TopKit
→								







	kw					! #		
FIAT - DOBLO Großraumlimousine (119_, 223_) 03/01→								
 Bremsbackensatz								
1.3 JTD	55	05/05→	➔	→ 09/05			03.0137-0457.2 650457 03.0521-0220.3 690220	AP Ø 228 x 42 + HEB AP Ø 228 x 42 + RZ / + Zub TopKit
1.6 1.6 16V 1.6 Natural Power 1.9 JTD	68 76 76 74 - 77	09/02→ 10/01→ 09/02→ 10/01→	➔	→ 01/04 10/05 → 01/10 02/04 → 09/05			03.0137-0415.2 650415 03.0137-0457.2 650457 03.0521-0320.3 690320 03.0137-0457.2 650457 03.0521-0220.3 690220	Ø 228 x 42 + HEB AP Ø 228 x 42 + HEB AP Ø 228 x 42 + RZ / + Zub TopKit AP Ø 228 x 42 + HEB AP Ø 228 x 42 + RZ / + Zub TopKit
1.6 Natural Power	68	11/05→07/09	➔				03.0137-0457.2 650457 03.0521-0320.3 690320	AP Ø 228 x 42 + HEB AP Ø 228 x 42 + RZ / + Zub TopKit
 Seilzug, Feststellbremse								
1.2 1.6 1.6 16V 1.6 Natural Power 1.9 D 1.9 JTD	48 68 76 76 46 74 - 77	03/01→ 09/02→ 10/01→ 09/02→ 03/01→ 10/01→		→ 01/10; Kasten/Kombi; Trommelbremse; ☐ Bus; → 01/10; Trommelbremse; ☐ → 01/10; Kasten/Kombi; Trommelbremse; ☐ Bus; → 01/10; Trommelbremse; ☐ → 01/10; Kasten/Kombi; ☐ → 01/10; Kasten/Kombi; ☐ → 01/10; Kasten/Kombi; ☐ Bus; → 01/10; ☐ Bus; → 01/10; ☐			24.3727-0558.2 580558 24.3727-0559.2 580559 24.3727-0560.2 580560 24.3727-0561.2 580561 24.3727-0570.2 580570 24.3727-0571.2 580571 24.3727-0572.2 580572 24.3727-0573.2 580573 24.3727-0574.2 580574	L= 1.736 L= 1.784 L= 1.741 L= 1.788 L= 2.140 L= 2.140 L= 2.137 L= 2.135 L= 2.120
1.3 JTD 16V 1.6 Natural Power	51 68	12/04→05/05 11/05→07/09		Kasten/Kombi; Trommelbremse; ☐ Bus; Trommelbremse; ☐ Kasten/Kombi; Trommelbremse; ☐ Bus; Trommelbremse; ☐ Kasten/Kombi; ☐ Kasten/Kombi; ☐ Kasten/Kombi; ☐ Bus; ☐ Bus; ☐			24.3727-0558.2 580558 24.3727-0559.2 580559 24.3727-0560.2 580560 24.3727-0561.2 580561 24.3727-0570.2 580570 24.3727-0571.2 580571 24.3727-0572.2 580572 24.3727-0573.2 580573 24.3727-0574.2 580574	L= 1.736 L= 1.784 L= 1.741 L= 1.788 L= 2.140 L= 2.140 L= 2.137 L= 2.135 L= 2.120
1.4	57	10/05→		→ 01/10; Kasten/Kombi; Trommelbremse; ☐ 12/09→; Bus; → 01/10; Trommelbremse; ☐ → 01/10; Kasten/Kombi; Trommelbremse; ☐ 12/09→; Bus; → 01/10; Trommelbremse; ☐ → 01/10; Kasten/Kombi; ☐ → 01/10; Kasten/Kombi; ☐ → 01/10; Kasten/Kombi; ☐ 12/09→; Bus; → 01/10; ☐ 12/09→; Bus; → 01/10; ☐			24.3727-0558.2 580558 24.3727-0559.2 580559 24.3727-0560.2 580560 24.3727-0561.2 580561 24.3727-0570.2 580570 24.3727-0571.2 580571 24.3727-0572.2 580572 24.3727-0573.2 580573 24.3727-0574.2 580574	L= 1.736 L= 1.784 L= 1.741 L= 1.788 L= 2.140 L= 2.140 L= 2.137 L= 2.135 L= 2.120
FIAT - DOBLO Kasten/Großraumlimousine (223_) 11/00→								
 Radbremszylinder								
1.2 1.2 16V 1.6 16V	48 59 78	03/01→01/04 11/01→01/06 11/01→08/03	➔				24.3220-1722.3 020458	GG
1.3 D Multijet 1.3 JTD 16V	55 51	10/05→01/10 05/04→12/06	➔				24.3220-1728.3 020509	ALU
1.3 JTD 16V Multijet 1.4 1.9 JTD Multijet	62 57 88	08/06→ 10/05→ 12/06→	➔	→ 01/10			24.3220-1728.3 020509	ALU
1.6 16V 1.6 Natural Power 1.9 JTD	76 76 74 - 77	10/01→ 09/02→ 10/01→	➔	02/04 → 09/05 → 01/04 10/05 → 01/10			24.3220-1107.3 020218 24.3220-1722.3 020458 24.3220-1728.3 020509	AP GG GG ALU
1.6 Natural Power	68	02/04→07/09	➔	→ 09/05 10/05→			24.3220-1107.3 020218 24.3220-1728.3 020509	AP GG ALU
1.9 D	46	03/01→	➔	→ 01/04			24.3220-1722.3 020458	GG
















	kw			 	! #		
FIAT - DOBLO Kasten/Großraumlimousine (223_) 11/00→							
Zubehörsatz, Bremsbacken							
1.2 1.2 16V 1.6 16V	48 59 78	03/01→01/04 11/01→01/06 11/01→08/03	➔			03.0137-9261.2 669261	
1.3 D Multijet 1.3 JTD 16V	55 51	10/05→01/10 05/04→12/06	➔			03.0137-9296.2 669296	
1.3 JTD 16V Multijet 1.4 1.9 JTD Multijet	62 57 88	08/06→ 10/05→ 12/06→	➔	→ 01/10		03.0137-9296.2 669296	
1.6 16V 1.6 Natural Power 1.9 JTD	76 76 74 - 77	10/01→ 09/02→ 10/01→	➔	→ 01/04		03.0137-9261.2 669261	
			➔	10/05→ 01/10		03.0137-9296.2 669296	
			➔	02/04→ 09/05		03.0137-9309.2 669309	AP
1.6 Natural Power	68	02/04→07/09	➔	10/05→		03.0137-9296.2 669296	
			➔	→ 09/05		03.0137-9309.2 669309	AP
1.9 D	46	03/01→	➔	→ 01/04		03.0137-9261.2 669261	
Bremstrommel							
1.2 1.2 16V 1.3 D Multijet 1.6 16V 1.6 Natural Power	48 59 55 78 68	03/01→01/04 11/01→01/06 10/05→01/10 11/01→08/03 02/04→07/09	➔			24.0222-8018.1 480078	Ø 268 x 48 / 230
1.3 JTD 16V 1.9 D	51 46	05/04→12/06 03/01→	➔	→ 09/05		24.0222-8018.1 480078	Ø 268 x 48 / 230
1.3 JTD 16V Multijet 1.4 1.6 16V 1.6 Natural Power 1.9 JTD	62 57 76 76 74 - 77	08/06→ 10/05→ 10/01→ 09/02→ 10/01→	➔	→ 01/10		24.0222-8018.1 480078	Ø 268 x 48 / 230
1.9 JTD Multijet	88	12/06→					
Bremsbackensatz							
1.2 1.2 16V 1.6 16V	48 59 78	03/01→01/04 11/01→01/06 11/01→08/03	➔			03.0137-0415.2 650415	Ø 228 x 42 + HEB
1.3 D Multijet 1.3 JTD 16V	55 51	10/05→01/10 05/04→12/06	➔			03.0137-0457.2 650457 03.0521-0320.3 690320	AP Ø 228 x 42 + HEB AP Ø 228 x 42 + RZ / + Zub TopKit
1.3 JTD 16V Multijet 1.4 1.9 JTD Multijet	62 57 88	08/06→ 10/05→ 12/06→	➔	→ 01/10		03.0137-0457.2 650457 03.0521-0320.3 690320	AP Ø 228 x 42 + HEB AP Ø 228 x 42 + RZ / + Zub TopKit
1.6 16V 1.6 Natural Power 1.9 JTD	76 76 74 - 77	10/01→ 09/02→ 10/01→	➔	→ 01/04		03.0137-0415.2 650415	Ø 228 x 42 + HEB
			➔	10/05→ 01/10		03.0137-0457.2 650457 03.0521-0320.3 690320	AP Ø 228 x 42 + HEB AP Ø 228 x 42 + RZ / + Zub TopKit
			➔	02/04→ 09/05		03.0137-0457.2 650457 03.0521-0220.3 690220	AP Ø 228 x 42 + HEB AP Ø 228 x 42 + RZ / + Zub TopKit
1.6 Natural Power	68	02/04→07/09	➔	→ 09/05		03.0137-0457.2 650457 03.0521-0220.3 690220	AP Ø 228 x 42 + HEB AP Ø 228 x 42 + RZ / + Zub TopKit
			➔	10/05→		03.0137-0457.2 650457 03.0521-0320.3 690320	AP Ø 228 x 42 + HEB AP Ø 228 x 42 + RZ / + Zub TopKit
1.9 D	46	03/01→	➔	→ 01/04		03.0137-0415.2 650415	Ø 228 x 42 + HEB
Seilzug, Feststellbremse							
1.2 1.2 16V 1.3 JTD 16V 1.6 16V 1.6 Natural Power	48 59 51 78 68	03/01→01/04 11/01→01/06 05/04→12/06 11/01→08/03 02/04→07/09		Kasten/Kombi; Trommelbremse; <input type="checkbox"/>		24.3727-0558.2 580558	L= 1.736
				Bus; Trommelbremse; <input type="checkbox"/>		24.3727-0559.2 580559	L= 1.784
				Kasten/Kombi; Trommelbremse; <input type="checkbox"/>		24.3727-0560.2 580560	L= 1.741
				Bus; Trommelbremse; <input type="checkbox"/>		24.3727-0561.2 580561	L= 1.788
				Kasten/Kombi; <input type="checkbox"/>		24.3727-0570.2 580570	L= 2.140
				Kasten/Kombi; <input type="checkbox"/>		24.3727-0571.2 580571	L= 2.140
				Kasten/Kombi; <input type="checkbox"/>	2	24.3727-0572.2 580572	L= 2.137
				Bus; <input type="checkbox"/>		24.3727-0573.2 580573	L= 2.135
				Bus; <input type="checkbox"/>		24.3727-0574.2 580574	L= 2.120
1.4 ➔	57	10/05→		→ 01/10; Kasten/Kombi; Trommelbremse; <input type="checkbox"/>		24.3727-0558.2 580558	L= 1.736

	kw					! #		
FIAT - DOBLO Kasten/Großraumlimousine (223_) 11/00→								
 Seilzug, Feststellbremse								
1.4	57	10/05→		12/09→; Bus; → 01/10; Trommelbremse; <input type="checkbox"/>		24.3727-0559.2	580559	L= 1.784
				→ 01/10; Kasten/Kombi; Trommelbremse; <input type="checkbox"/>		24.3727-0560.2	580560	L= 1.741
				12/09→; Bus; → 01/10; Trommelbremse; <input type="checkbox"/>		24.3727-0561.2	580561	L= 1.788
				→ 01/10; Kasten/Kombi; <input type="checkbox"/>		24.3727-0570.2	580570	L= 2.140
				→ 01/10; Kasten/Kombi; <input type="checkbox"/>		24.3727-0571.2	580571	L= 2.140
				→ 01/10; Kasten/Kombi; <input checked="" type="checkbox"/>	2	24.3727-0572.2	580572	L= 2.137
				12/09→; Bus; → 01/10; <input type="checkbox"/>		24.3727-0573.2	580573	L= 2.135
				12/09→; Bus; → 01/10; <input type="checkbox"/>		24.3727-0574.2	580574	L= 2.120
1.6 16V 1.6 Natural Power 1.9 D 1.9 JTD	76 76 46 74 - 77	10/01→ 09/02→ 03/01→ 10/01→		→ 01/10; Kasten/Kombi; Trommelbremse; <input type="checkbox"/>		24.3727-0558.2	580558	L= 1.736
				Bus; → 01/10; Trommelbremse; <input type="checkbox"/>		24.3727-0559.2	580559	L= 1.784
				→ 01/10; Kasten/Kombi; Trommelbremse; <input type="checkbox"/>		24.3727-0560.2	580560	L= 1.741
				Bus; → 01/10; Trommelbremse; <input type="checkbox"/>		24.3727-0561.2	580561	L= 1.788
				→ 01/10; Kasten/Kombi; <input type="checkbox"/>		24.3727-0570.2	580570	L= 2.140
				→ 01/10; Kasten/Kombi; <input type="checkbox"/>		24.3727-0571.2	580571	L= 2.140
				→ 01/10; Kasten/Kombi; <input checked="" type="checkbox"/>	2	24.3727-0572.2	580572	L= 2.137
				Bus; → 01/10; <input type="checkbox"/>		24.3727-0573.2	580573	L= 2.135
				Bus; → 01/10; <input type="checkbox"/>		24.3727-0574.2	580574	L= 2.120
FIAT - DOBLO Pritsche/Fahrgestell (263_) 02/10→								
 Radbremszylinder								
1.3 D Multijet	55 - 70	02/10→	➡	Br.trommeldurchm.innen [Zoll]: 9		24.3220-1728.3	020509	ALU
1.4	70 - 88	04/10→	➡	Br.trommeldurchm.innen [Zoll]: 10; für erhöhte Nutzlast		24.3225-1704.3	020541	ALU
1.4 Natural Power 1.6 D Multijet	88 66 - 88	06/10→ 02/10→						
2.0 D Multijet	99	02/10→						
Zubehörsatz, Bremsbacken								
1.3 D Multijet	55 - 70	02/10→	➡	Br.trommeldurchm.innen [Zoll]: 9		03.0137-9296.2	669296	
1.4	70 - 88	04/10→	➡	Br.trommeldurchm.innen [Zoll]: 10		03.0137-9309.2	669309	AP
1.4 Natural Power 1.6 D Multijet	88 66 - 88	06/10→ 02/10→						
2.0 D Multijet	99	02/10→						
Bremsbackensatz								
1.3 D Multijet	55 - 70	02/10→	➡	Br.trommeldurchm.innen [Zoll]: 9		03.0137-0457.2	650457	AP Ø 228 x 42 + HEB
1.4	70 - 88	04/10→				03.0521-0320.3	690320	AP Ø 228 x 42 + RZ / + Zub TopKit
1.4 Natural Power 1.6 D Multijet	88 66 - 88	06/10→ 02/10→	➡	Br.trommeldurchm.innen [Zoll]: 10		03.0137-0505.2	650505	AP Ø 254 x 57 + HEB
2.0 D Multijet	99	02/10→	➡	Br.trommeldurchm.innen [Zoll]: 10; für erhöhte Nutzlast		03.0520-1425.3	691425	Ø 254 x 57 + RZ / + Zub TopKit
			➡	Br.trommeldurchm.innen [Zoll]: 10; nicht für erhöhte Nutzlast		03.0520-7422.3	697422	AP Ø 254 x 57 + RZ / + Zub TopKit
FIAT - DUCATO Bus (230_) 03/94→05/05								
 Radbremszylinder								
1.9 D 1.9 D Combinato	50 51	04/98→04/02 06/95→04/02	➡	→ 10/01; Nutzlast [kg]: 1.000		24.3225-1701.3	020399	GG
1.9 TD 1.9 TD Combinato	66 59	04/98→04/02 08/94→04/02	➡	11/01→ 03/02; Nutzlast [kg]: 1.000		24.3226-1702.3	020469	GG
1.9 TD Panorama/ Combinato	60	03/94→04/02						
1.9 D	59	05/98→11/01	➡	→ 10/01; Nutzlast [kg]: 1.000		24.3225-1701.3	020399	GG
			➡	11/01→; Nutzlast [kg]: 1.000		24.3226-1702.3	020469	GG
2.0 4x4	80	11/94→11/01	➡	→ 10/01; Nutzlast ab [kg] 1.000 Nutzlast bis [kg] 1.400		24.3225-1701.3	020399	GG
			➡	11/01→; Nutzlast ab [kg] 1.000 Nutzlast bis [kg] 1.400		24.3226-1702.3	020469	GG
			➡	→ 10/01; Nutzlast [kg]: 1.800		24.3228-1701.3	020401	GG
→								





















	kW			 	! #		
FIAT - DUCATO Bus (230_) 03/94→05/05							
 Radbremszylinder							
2.0 JTD	62	10/01→04/02	➡	→ 03/02; Nutzlast [kg]: 1.400		24.3226-1702.3 020469	GG
2.0 Panorama/Combinato	80	03/94→04/02	➡	→ 10/01; Nutzlast ab [kg] 1.000 Nutzlast bis [kg] 1.400		24.3225-1701.3 020399	GG
			➡	11/01→ 03/02; Nutzlast ab [kg] 1.000 Nutzlast bis [kg] 1.400		24.3226-1702.3 020469	GG
			➡	→ 10/01; Nutzlast [kg]: 1.800		24.3228-1701.3 020401	GG
2.5 D Combinato	62	08/94→04/02	➡	→ 10/01; Nutzlast [kg]: 1.400		24.3225-1701.3 020399	GG
			➡	11/01→ 03/02; Nutzlast [kg]: 1.400		24.3226-1702.3 020469	GG
			➡	→ 10/01; Nutzlast [kg]: 1.800		24.3228-1701.3 020401	GG
2.5 TD 4x4	80	11/94→04/98	➡	Nutzlast [kg]: 1.400		24.3226-1702.3 020469	GG
			➡	Nutzlast [kg]: 1.800		24.3228-1701.3 020401	GG
2.5 TDI 4x4	85	04/97→04/02	➡	→ 10/01; Nutzlast [kg]: 1.400		24.3226-1702.3 020469	GG
			➡	11/01→ 03/02; Nutzlast [kg]: 1.400		24.3226-1702.3 020469	GG
2.5 TDI Panorama/Combinato	80 - 85	03/94→04/02	➡	→ 10/01; Nutzlast [kg]: 1.400		24.3226-1702.3 020469	GG
			➡	11/01→ 03/02; Nutzlast [kg]: 1.400		24.3226-1702.3 020469	GG
2.8 D	64	02/98→04/02	➡	→ 10/01; Nutzlast [kg]: 1.800		24.3228-1701.3 020401	GG
2.8 JTD	94	11/00→04/02	➡	→ 10/01; Nutzlast [kg]: 1.800		24.3228-1701.3 020401	GG
2.8 JTD 4x4	94	11/00→04/02	➡	→ 10/01; Nutzlast [kg]: 1.800		24.3228-1701.3 020401	GG
2.8 TDI	90	10/97→04/02	➡	→ 10/01; Nutzlast [kg]: 1.800		24.3228-1701.3 020401	GG
2.8 TDI 4x4	90	07/99→04/02	➡	→ 10/01; Nutzlast [kg]: 1.800		24.3228-1701.3 020401	GG
Zubehörsatz, Bremsbacken							
1.9 D	50	04/98→04/02	➡	→ 10/01; Nutzlast [kg]: 1.000		03.0137-9219.2 669219	TRW
1.9 D Combinato	51	06/95→04/02	➡	→ 10/01; Nutzlast [kg]: 1.000		03.0137-9219.2 669219	TRW
1.9 TD	66	04/98→04/02	➡	11/01→ 03/02; Nutzlast [kg]: 1.000; nicht für Wohnmobile		03.0137-9285.2 669285	AP
1.9 TD Combinato	59	08/94→04/02	➡	→ 10/01; Nutzlast [kg]: 1.000		03.0137-9219.2 669219	TRW
1.9 TD Panorama/Combinato	60	03/94→04/02	➡	→ 10/01; Nutzlast [kg]: 1.000		03.0137-9219.2 669219	TRW
1.9 D	59	05/98→11/01	➡	→ 10/01; Nutzlast [kg]: 1.000		03.0137-9219.2 669219	TRW
			➡	11/01→; Nutzlast [kg]: 1.000; nicht für Wohnmobile		03.0137-9285.2 669285	AP
2.0 4x4	80	11/94→11/01	➡	→ 10/01; Nutzlast [kg]: 1.800		03.0137-9219.2 669219	TRW
			➡	→ 10/01; Nutzlast ab [kg] 1.000 Nutzlast bis [kg] 1.400		03.0137-9219.2 669219	TRW
			➡	11/01→; Nutzlast ab [kg] 1.000 Nutzlast bis [kg] 1.400; nicht für Wohnmobile		03.0137-9285.2 669285	AP
2.0 JTD	62	10/01→04/02	➡	→ 03/02; Nutzlast [kg]: 1.400; nicht für Wohnmobile		03.0137-9285.2 669285	AP
2.0 Panorama/Combinato	80	03/94→04/02	➡	→ 10/01; Nutzlast [kg]: 1.800		03.0137-9219.2 669219	TRW
			➡	→ 10/01; Nutzlast ab [kg] 1.000 Nutzlast bis [kg] 1.400		03.0137-9219.2 669219	TRW
			➡	11/01→ 03/02; Nutzlast ab [kg] 1.000 Nutzlast bis [kg] 1.400; nicht für Wohnmobile		03.0137-9285.2 669285	AP
2.5 D Combinato	62	08/94→04/02	➡	→ 10/01; Nutzlast [kg]: 1.800		03.0137-9219.2 669219	TRW
2.5 TDI Panorama/Combinato	80 - 85	03/94→04/02	➡	→ 10/01; Nutzlast [kg]: 1.400		03.0137-9219.2 669219	TRW
2.8 D	64	02/98→04/02	➡	11/01→ 03/02; Nutzlast [kg]: 1.400; nicht für Wohnmobile		03.0137-9285.2 669285	AP
2.8 JTD	94	11/00→04/02	➡	→ 10/01; Nutzlast [kg]: 1.800		24.3228-1701.3 020401	GG
2.8 JTD 4x4	94	11/00→04/02	➡	→ 10/01; Nutzlast [kg]: 1.800		24.3228-1701.3 020401	GG
2.8 TDI	90	10/97→04/02	➡	→ 10/01; Nutzlast [kg]: 1.800		24.3228-1701.3 020401	GG
2.8 TDI 4x4	90	07/99→04/02	➡	→ 10/01; Nutzlast [kg]: 1.800		24.3228-1701.3 020401	GG
2.5 TD 4x4	80	11/94→04/98	➡	Nutzlast [kg]: 1.800		03.0137-9219.2 669219	TRW
			➡	Nutzlast [kg]: 1.400		03.0137-9219.2 669219	TRW
2.5 TDI 4x4	85	04/97→04/02	➡	→ 10/01; Nutzlast [kg]: 1.400		03.0137-9219.2 669219	TRW
			➡	11/01→ 03/02; Nutzlast [kg]: 1.400; nicht für Wohnmobile		03.0137-9285.2 669285	AP
 Bremstrommel							
1.9 D	50	04/98→04/02	➡	→ 03/02; Nutzlast [kg]: 1.000		24.0225-4002.1 480048	Ø 298 x 64,4 / 255,6
1.9 D Combinato	51	06/95→04/02	➡	→ 03/02; Nutzlast [kg]: 1.000		24.0225-4002.1 480048	Ø 298 x 64,4 / 255,6
1.9 TD	66	04/98→04/02	➡	→ 03/02; Nutzlast [kg]: 1.000		24.0225-4002.1 480048	Ø 298 x 64,4 / 255,6
1.9 TD Combinato	59	08/94→04/02	➡	→ 03/02; Nutzlast [kg]: 1.000		24.0225-4002.1 480048	Ø 298 x 64,4 / 255,6
1.9 TD Panorama/Combinato	60	03/94→04/02	➡	→ 03/02; Nutzlast [kg]: 1.000		24.0225-4002.1 480048	Ø 298 x 64,4 / 255,6
1.9 D	59	05/98→11/01	➡	Nutzlast [kg]: 1.000		24.0225-4002.1 480048	Ø 298 x 64,4 / 255,6
2.0 4x4	80	11/94→11/01	➡	Nutzlast ab [kg] 1.000 Nutzlast bis [kg] 1.400		24.0225-4002.1 480048	Ø 298 x 64,4 / 255,6
			➡	→ 10/01; Nutzlast [kg]: 1.800		24.0225-4005.1 480070	Ø 298 x 64,5 / 255,6
2.0 JTD	62	10/01→04/02	➡	→ 03/02; Nutzlast [kg]: 1.400		24.0225-4002.1 480048	Ø 298 x 64,4 / 255,6



















	kw			i 	! #		
FIAT - DUCATO Bus (230_) 03/94→05/05							
Bremstrommel							
2.5 TDI 4x4	85	04/97→04/02	➡	→ 03/02; Nutzlast [kg]: 1.400		24.0225-4002.1 480048	Ø 298 x 64,4 / 255,6
2.0 Panorama/Combinato	80	03/94→04/02	➡	→ 03/02; Nutzlast ab [kg] 1.000 Nutzlast bis [kg] 1.400		24.0225-4002.1 480048	Ø 298 x 64,4 / 255,6
			➡	→ 10/01; Nutzlast [kg]: 1.800		24.0225-4005.1 480070	Ø 298 x 64,5 / 255,6
2.5 D Combinato 2.5 TDI Panorama/Combinato	62 80	08/94→04/02 03/94→04/02	➡	→ 03/02; Nutzlast [kg]: 1.400		24.0225-4002.1 480048	Ø 298 x 64,4 / 255,6
			➡	→ 10/01; Nutzlast [kg]: 1.800		24.0225-4005.1 480070	Ø 298 x 64,5 / 255,6
2.8 D	64	02/98→04/02	➡				
2.8 JTD	94	11/00→04/02	➡				
2.8 JTD 4x4	94	11/00→04/02	➡				
2.8 TDI	90	10/97→04/02	➡				
2.8 TDI 4x4	90	07/99→04/02	➡				
2.5 TD 4x4	80	11/94→04/98	➡	Nutzlast [kg]: 1.400		24.0225-4002.1 480048	Ø 298 x 64,4 / 255,6
			➡	Nutzlast [kg]: 1.800		24.0225-4005.1 480070	Ø 298 x 64,5 / 255,6
Bremsbackensatz							
1.9 D	50	04/98→04/02	➡	→ 10/01; Nutzlast [kg]: 1.000; nicht für Wohnmobile		03.0137-0333.2 650333	TRW Ø 254 x 57 + HEB
1.9 D Combinato	51	06/95→04/02	➡			03.0520-0925.3 690925	TRW Ø 254 x 57 + RZ / + Zub TopKit
1.9 TD	66	04/98→04/02	➡				
1.9 TD Combinato	59	08/94→04/02	➡				
1.9 TD Panorama/Combinato	60	03/94→04/02	➡	11/01→ 03/02; Nutzlast [kg]: 1.000; nicht für Wohnmobile		03.0137-0432.2 650432	AP Ø 254 x 57 + HEB
			➡			03.0520-0326.3 690326	AP Ø 254 x 57 + RZ / + Zub TopKit
1.9 D	59	05/98→11/01	➡	→ 10/01; Nutzlast [kg]: 1.000; nicht für Wohnmobile		03.0137-0333.2 650333	TRW Ø 254 x 57 + HEB
			➡			03.0520-0925.3 690925	TRW Ø 254 x 57 + RZ / + Zub TopKit
			➡	11/01→; Nutzlast [kg]: 1.000; nicht für Wohnmobile		03.0137-0432.2 650432	AP Ø 254 x 57 + HEB
			➡			03.0520-0326.3 690326	AP Ø 254 x 57 + RZ / + Zub TopKit
2.0 4x4	80	11/94→11/01	➡	→ 10/01; Nutzlast ab [kg] 1.000 Nutzlast bis [kg] 1.400; nicht für Wohnmobile		03.0137-0333.2 650333	TRW Ø 254 x 57 + HEB
			➡			03.0520-0925.3 690925	TRW Ø 254 x 57 + RZ / + Zub TopKit
			➡	→ 10/01; Nutzlast [kg]: 1.800; nicht für Wohnmobile		03.0137-0334.2 650334	TRW Ø 254 x 57 + HEB
			➡			03.0520-0728.3 690728	TRW Ø 254 x 57 + RZ / + Zub TopKit
			➡	11/01→; Nutzlast ab [kg] 1.000 Nutzlast bis [kg] 1.400; nicht für Wohnmobile		03.0137-0432.2 650432	AP Ø 254 x 57 + HEB
			➡			03.0520-0326.3 690326	AP Ø 254 x 57 + RZ / + Zub TopKit
2.0 JTD	62	10/01→04/02	➡	→ 03/02; Nutzlast [kg]: 1.400; nicht für Wohnmobile		03.0137-0432.2 650432	AP Ø 254 x 57 + HEB
			➡			03.0520-0326.3 690326	AP Ø 254 x 57 + RZ / + Zub TopKit
2.0 Panorama/Combinato	80	03/94→04/02	➡	→ 10/01; Nutzlast ab [kg] 1.000 Nutzlast bis [kg] 1.400; nicht für Wohnmobile		03.0137-0333.2 650333	TRW Ø 254 x 57 + HEB
			➡			03.0520-0925.3 690925	TRW Ø 254 x 57 + RZ / + Zub TopKit
			➡	→ 10/01; Nutzlast [kg]: 1.800; nicht für Wohnmobile		03.0137-0334.2 650334	TRW Ø 254 x 57 + HEB
			➡			03.0520-0728.3 690728	TRW Ø 254 x 57 + RZ / + Zub TopKit
2.5 D Combinato	62	08/94→04/02	➡	→ 10/01; Nutzlast [kg]: 1.400; nicht für Wohnmobile		03.0137-0333.2 650333	TRW Ø 254 x 57 + HEB
			➡			03.0520-0925.3 690925	TRW Ø 254 x 57 + RZ / + Zub TopKit
			➡	→ 10/01; Nutzlast [kg]: 1.800; nicht für Wohnmobile		03.0137-0334.2 650334	TRW Ø 254 x 57 + HEB
			➡			03.0520-0728.3 690728	TRW Ø 254 x 57 + RZ / + Zub TopKit
			➡	11/01→ 03/02; Nutzlast [kg]: 1.400; nicht für Wohnmobile		03.0137-0432.2 650432	AP Ø 254 x 57 + HEB
			➡			03.0520-0326.3 690326	AP Ø 254 x 57 + RZ / + Zub TopKit
2.5 TD 4x4	80	11/94→04/98	➡	Nutzlast [kg]: 1.400; nicht für Wohnmobile		03.0137-0333.2 650333	TRW Ø 254 x 57 + HEB
			➡			03.0520-0226.3 690226	TRW Ø 254 x 57 + RZ / + Zub TopKit
			➡	Nutzlast [kg]: 1.800; nicht für Wohnmobile		03.0137-0334.2 650334	TRW Ø 254 x 57 + HEB
			➡			03.0520-0728.3 690728	TRW Ø 254 x 57 + RZ / + Zub TopKit
2.5 TDI 4x4	85	04/97→04/02	➡	→ 10/01; Nutzlast [kg]: 1.400; nicht für Wohnmobile		03.0137-0333.2 650333	TRW Ø 254 x 57 + HEB
			➡			03.0520-0226.3 690226	TRW Ø 254 x 57 + RZ / + Zub TopKit
→							

	kw				! #			
FIAT - DUCATO Bus (230_) 03/94→05/05								
Bremsbackensatz								
2.5 TDI 4x4	85	04/97→04/02	➡	11/01→ 03/02; Nutzlast [kg]: 1.400; nicht für Wohnmobile		03.0137-0432.2 650432 03.0520-0326.3 690326	AP Ø 254 x 57 + HEB AP Ø 254 x 57 + RZ / + Zub TopKit	
2.5 TDI Panorama/ Combinato 2.8 D 2.8 JTD 2.8 JTD 4x4 2.8 TDI 2.8 TDI 4x4	80 - 85	03/94→04/02	➡	→ 10/01; Nutzlast [kg]: 1.400; nicht für Wohnmobile		03.0137-0333.2 650333 03.0520-0226.3 690226	TRW Ø 254 x 57 + HEB TRW Ø 254 x 57 + RZ / + Zub TopKit	
	64	02/98→04/02	➡	→ 10/01; Nutzlast [kg]: 1.800; nicht für Wohnmobile		03.0137-0334.2 650334 03.0520-0728.3 690728	TRW Ø 254 x 57 + HEB TRW Ø 254 x 57 + RZ / + Zub TopKit	
	94	11/00→04/02						
	94	11/00→04/02	➡	11/01→ 03/02; Nutzlast [kg]: 1.400; nicht für Wohnmobile		03.0137-0432.2 650432 03.0520-0326.3 690326	AP Ø 254 x 57 + HEB AP Ø 254 x 57 + RZ / + Zub TopKit	
90	10/97→04/02							
90	07/99→04/02							
Bremsbackensatz, Feststellbremse								
2.0 4x4	80	11/94→11/01	➡	11/01→; Nutzlast [kg]: 1.800; mit Verstärkung		03.0137-4002.2 654002	Ø 172 x 42 + Zub	
2.0 JTD	62	10/01→04/02	➡	→ 03/02; Nutzlast [kg]: 1.800; mit Verstärkung		03.0137-4002.2 654002	Ø 172 x 42 + Zub	
2.0 Panorama/Combi- nato 2.5 D Combinato 2.5 TDI Panorama/ Combinato 2.8 D 2.8 JTD 2.8 JTD 4x4 2.8 TDI 2.8 TDI 4x4	80	03/94→04/02	➡	11/01→ 03/02; Nutzlast [kg]: 1.800; mit Verstärkung		03.0137-4002.2 654002	Ø 172 x 42 + Zub	
	62	08/94→04/02						
	80 - 85	03/94→04/02						
	64	02/98→04/02						
	94	11/00→04/02						
	94	11/00→04/02						
	90	10/97→04/02						
	90	07/99→04/02						
	Zubehörsatz, Feststellbremsbacken							
	2.0 4x4	80	11/94→11/01		11/01→; Nutzlast [kg]: 1.800		03.0137-9705.2 669705 03.0137-9706.2 669706	
2.0 JTD	62	10/01→04/02		→ 03/02; Nutzlast [kg]: 1.800		03.0137-9705.2 669705 03.0137-9706.2 669706		
2.0 Panorama/Combi- nato 2.5 D Combinato 2.5 TDI Panorama/ Combinato 2.8 D 2.8 JTD 2.8 JTD 4x4 2.8 TDI 2.8 TDI 4x4	80	03/94→04/02		11/01→ 03/02; Nutzlast [kg]: 1.800		03.0137-9705.2 669705 03.0137-9706.2 669706		
	62	08/94→04/02						
	80 - 85	03/94→04/02						
	64	02/98→04/02						
	94	11/00→04/02						
	94	11/00→04/02						
	90	10/97→04/02						
	90	07/99→04/02						
2.5 TD 4x4	80	11/94→04/98		Nutzlast [kg]: 1.800		03.0137-9705.2 669705 03.0137-9706.2 669706		
Seilzug, Feststellbremse								
1.9 D 1.9 D Combinato 1.9 TD 1.9 TD Combinato 1.9 TD Panorama/ Combinato	50	04/98→04/02		→ 03/02; Nutzlast [kg]: 1.000; Scheibenbremse; ⬆	1	24.3727-0300.2 580300	L= 1.078	
	51	06/95→04/02						
	66	04/98→04/02		→ 09/99; Nutzlast [kg]: 1.000; Trommelbremse; ⬆	1	24.3727-0300.2 580300	L= 1.078	
	59	08/94→04/02						
	60	03/94→04/02		10/99→ 10/01; Nutzlast [kg]: 1.000; Trommelbremse; ⬆	1	24.3727-0300.2 580300	L= 1.078	
				11/01→ 03/02; Nutzlast [kg]: 1.000; Trommelbremse; ⬆	1	24.3727-0300.2 580300	L= 1.078	
				→ 03/02; Nutzlast [kg]: 1.000; Scheibenbremse; ⬇	1	24.3727-0340.2 580340	L= 3.025	
				11/01→ 03/02; Nutzlast [kg]: 1.000; Trommelbremse; ⬇	1	24.3727-0343.2 580343	L= 2.827	
1.9 D				10/99→ 10/01; Nutzlast [kg]: 1.000; Trommelbremse; ⬇	1	24.3727-0344.2 580344	L= 2.806	
				→ 09/99; Nutzlast [kg]: 1.000; Trommelbremse; ⬇	1	24.3727-0345.2 580345	L= 3.045	
	59	05/98→11/01		Nutzlast [kg]: 1.000; Scheibenbremse; ⬆	1	24.3727-0300.2 580300	L= 1.078	
				→ 09/99; Nutzlast [kg]: 1.000; Trommelbremse; ⬆	1	24.3727-0300.2 580300	L= 1.078	
				11/01→; Nutzlast [kg]: 1.000; Trommelbremse; ⬆	1	24.3727-0300.2 580300	L= 1.078	
			10/99→ 10/01; Nutzlast [kg]: 1.000; Trommelbremse; ⬆	1	24.3727-0300.2 580300	L= 1.078		
			Nutzlast [kg]: 1.000; Scheibenbremse; ⬇	1	24.3727-0340.2 580340	L= 3.025		

	kw			 	! #		
FIAT - DUCATO Bus (230_) 03/94→05/05							
Seilzug, Feststellbremse							
1.9 D	59	05/98→11/01	11/01→; Nutzlast [kg]: 1.000; Trommelbremse; ⬇	1	24.3727-0343.2	580343	L= 2.827
			10/99→ 10/01; Nutzlast [kg]: 1.000; Trommelbremse; ⬇	1	24.3727-0344.2	580344	L= 2.806
			→ 09/99; Nutzlast [kg]: 1.000; Trommelbremse; ⬇	1	24.3727-0345.2	580345	L= 3.045
2.0 4x4	80	11/94→11/01	10/99→ 10/01; Nutzlast ab [kg] 1.000 Nutzlast bis [kg] 1.800; Trommelbremse; ⬆	1	24.3727-0300.2	580300	L= 1.078
			→ 09/99; Nutzlast ab [kg] 1.000 Nutzlast bis [kg] 1.800; Trommelbremse; ⬆	1	24.3727-0300.2	580300	L= 1.078
			11/01→; Nutzlast ab [kg] 1.000 Nutzlast bis [kg] 1.800; Trommelbremse; ⬆	1	24.3727-0300.2	580300	L= 1.078
			Nutzlast ab [kg] 1.000 Nutzlast bis [kg] 1.800; Scheibenbremse; ⬆	1	24.3727-0300.2	580300	L= 1.078
			Nutzlast ab [kg] 1.000 Nutzlast bis [kg] 1.800; Scheibenbremse; ⬇	1	24.3727-0340.2	580340	L= 3.025
			11/01→; Nutzlast ab [kg] 1.000 Nutzlast bis [kg] 1.800; Trommelbremse; ⬇	1	24.3727-0343.2	580343	L= 2.827
			10/99→ 10/01; Nutzlast ab [kg] 1.000 Nutzlast bis [kg] 1.800; Trommelbremse; ⬇	1	24.3727-0344.2	580344	L= 2.806
2.0 JTD	62	10/01→04/02	→ 03/02; Nutzlast ab [kg] 1.400 Nutzlast bis [kg] 1.800; Trommelbremse; ⬆	1	24.3727-0300.2	580300	L= 1.078
			→ 03/02; Nutzlast ab [kg] 1.400 Nutzlast bis [kg] 1.800; Scheibenbremse; ⬆	1	24.3727-0300.2	580300	L= 1.078
			→ 03/02; Nutzlast ab [kg] 1.400 Nutzlast bis [kg] 1.800; Scheibenbremse; ⬇	1	24.3727-0340.2	580340	L= 3.025
			→ 03/02; Nutzlast ab [kg] 1.400 Nutzlast bis [kg] 1.800; Trommelbremse; ⬇	1	24.3727-0343.2	580343	L= 2.827
2.0 Panorama/Combinato	80	03/94→04/02	11/01→ 03/02; Nutzlast ab [kg] 1.000 Nutzlast bis [kg] 1.800; Trommelbremse; ⬆	1	24.3727-0300.2	580300	L= 1.078
			10/99→ 10/01; Nutzlast ab [kg] 1.000 Nutzlast bis [kg] 1.800; Trommelbremse; ⬆	1	24.3727-0300.2	580300	L= 1.078
			→ 03/02; Nutzlast ab [kg] 1.000 Nutzlast bis [kg] 1.800; Scheibenbremse; ⬆	1	24.3727-0300.2	580300	L= 1.078
			→ 09/99; Nutzlast ab [kg] 1.000 Nutzlast bis [kg] 1.800; Trommelbremse; ⬆	1	24.3727-0300.2	580300	L= 1.078
			→ 03/02; Nutzlast ab [kg] 1.000 Nutzlast bis [kg] 1.800; Scheibenbremse; ⬇	1	24.3727-0340.2	580340	L= 3.025
			11/01→ 03/02; Nutzlast ab [kg] 1.000 Nutzlast bis [kg] 1.800; Trommelbremse; ⬇	1	24.3727-0343.2	580343	L= 2.827
			10/99→ 10/01; Nutzlast ab [kg] 1.000 Nutzlast bis [kg] 1.800; Trommelbremse; ⬇	1	24.3727-0344.2	580344	L= 2.806
2.5 D Combinato 2.5 TDI 4x4 2.5 TDI Panorama/ Combinato 2.8 D 2.8 TDI 2.8 TDI 4x4	62	08/94→04/02	10/99→ 10/01; Nutzlast ab [kg] 1.400 Nutzlast bis [kg] 1.800; Trommelbremse; ⬆	1	24.3727-0300.2	580300	L= 1.078
	85	04/97→04/02					
	80 - 85	03/94→04/02					
	64	02/98→04/02	11/01→ 03/02; Nutzlast ab [kg] 1.400 Nutzlast bis [kg] 1.800; Trommelbremse; ⬆	1	24.3727-0300.2	580300	L= 1.078
	90	10/97→04/02					
	90	07/99→04/02					
			→ 09/99; Nutzlast ab [kg] 1.400 Nutzlast bis [kg] 1.800; Trommelbremse; ⬆	1	24.3727-0300.2	580300	L= 1.078
			→ 03/02; Nutzlast ab [kg] 1.400 Nutzlast bis [kg] 1.800; Scheibenbremse; ⬆	1	24.3727-0300.2	580300	L= 1.078
			→ 03/02; Nutzlast ab [kg] 1.400 Nutzlast bis [kg] 1.800; Scheibenbremse; ⬇	1	24.3727-0340.2	580340	L= 3.025
			11/01→ 03/02; Nutzlast ab [kg] 1.400 Nutzlast bis [kg] 1.800; Trommelbremse; ⬇	1	24.3727-0343.2	580343	L= 2.827
2.5 TD 4x4	80	11/94→04/98	Nutzlast ab [kg] 1.400 Nutzlast bis [kg] 1.800; Scheibenbremse; ⬆	1	24.3727-0300.2	580300	L= 1.078



	kW					! #		
FIAT - DUCATO Bus (230_) 03/94→05/05								
 Seilzug, Feststellbremse								
2.5 TD 4x4	80	11/94→04/98		Nutzlast ab [kg] 1.400 Nutzlast bis [kg] 1.800; Trommelbremse; 	1	24.3727-0300.2	580300	L= 1.078
				Nutzlast ab [kg] 1.400 Nutzlast bis [kg] 1.800; Scheibenbremse; 	1	24.3727-0340.2	580340	L= 3.025
				Nutzlast ab [kg] 1.400 Nutzlast bis [kg] 1.800; Trommelbremse; 	1	24.3727-0345.2	580345	L= 3.045
2.8 JTD 2.8 JTD 4x4	94 94	11/00→04/02 11/00→04/02		11/01→ 03/02; Nutzlast ab [kg] 1.400 Nutzlast bis [kg] 1.800; Trommelbremse; 	1	24.3727-0300.2	580300	L= 1.078
				→ 10/01; Nutzlast ab [kg] 1.400 Nutzlast bis [kg] 1.800; Trommelbremse; 	1	24.3727-0300.2	580300	L= 1.078
				→ 03/02; Nutzlast ab [kg] 1.400 Nutzlast bis [kg] 1.800; Scheibenbremse; 	1	24.3727-0300.2	580300	L= 1.078
				→ 03/02; Nutzlast ab [kg] 1.400 Nutzlast bis [kg] 1.800; Scheibenbremse; 	1	24.3727-0340.2	580340	L= 3.025
				11/01→ 03/02; Nutzlast ab [kg] 1.400 Nutzlast bis [kg] 1.800; Trommelbremse; 	1	24.3727-0343.2	580343	L= 2.827
				→ 10/01; Nutzlast ab [kg] 1.400 Nutzlast bis [kg] 1.800; Trommelbremse; 	1	24.3727-0344.2	580344	L= 2.806
FIAT - DUCATO Bus (244_) 04/02→								
 Radbremszylinder								
2.0 2.0 Bipower 2.0 JTD 2.3 JTD 2.8 JTD 2.8 JTD 4x4	81 81 62 81 94 94	04/02→ 11/02→ 04/02→ 04/02→ 04/02→ 07/02→	➔	→ 07/06; Nutzlast ab [kg] 1.100 Nutzlast bis [kg] 1.500		24.3226-1702.3	020469	GG
2.0 4x4 2.0 LPG 2.3 JTD 2.8 JTD 2.8 TD 2.8 TD 4x4	81 71 93 107 90 90	05/02→07/06 11/02→07/06 12/09→ 04/04→07/06 11/03→07/06 11/03→07/06	➔	Nutzlast ab [kg] 1.100 Nutzlast bis [kg] 1.500		24.3226-1702.3	020469	GG
Zubehörsatz, Bremsbacken								
2.0 2.0 Bipower 2.0 JTD 2.3 JTD 2.8 JTD 2.8 JTD 4x4	81 81 62 81 94 94	04/02→ 11/02→ 04/02→ 04/02→ 04/02→ 07/02→	➔	→ 07/06; Nutzlast ab [kg] 1.100 Nutzlast bis [kg] 1.500; nicht für Wohnmobile		03.0137-9285.2	669285	AP
2.0 4x4 2.0 LPG 2.3 JTD 2.8 JTD 2.8 TD 2.8 TD 4x4	81 71 93 107 90 90	05/02→07/06 11/02→07/06 12/09→ 04/04→07/06 11/03→07/06 11/03→07/06	➔	Nutzlast ab [kg] 1.100 Nutzlast bis [kg] 1.500; nicht für Wohnmobile		03.0137-9285.2	669285	AP
 Bremstrommel								
2.0 2.0 Bipower 2.0 JTD 2.3 JTD 2.8 JTD 2.8 JTD 4x4	81 81 62 81 94 94	04/02→ 11/02→ 04/02→ 04/02→ 04/02→ 07/02→	➔	→ 07/06; Nutzlast ab [kg] 1.100 Nutzlast bis [kg] 1.500		24.0225-4002.1	480048	Ø 298 x 64,4 / 255,6
2.0 4x4 2.0 LPG 2.3 JTD 2.8 JTD 2.8 TD 2.8 TD 4x4	81 71 93 107 90 90	05/02→07/06 11/02→07/06 12/09→ 04/04→07/06 11/03→07/06 11/03→07/06	➔	Nutzlast ab [kg] 1.100 Nutzlast bis [kg] 1.500		24.0225-4002.1	480048	Ø 298 x 64,4 / 255,6
 Bremsbackensatz								
2.0 2.0 Bipower 2.0 JTD 2.3 JTD 2.8 JTD 2.8 JTD 4x4	81 81 62 81 94 94	04/02→ 11/02→ 04/02→ 04/02→ 04/02→ 07/02→	➔	→ 07/06; Nutzlast ab [kg] 1.100 Nutzlast bis [kg] 1.500; nicht für Wohnmobile		03.0137-0432.2	650432	AP Ø 254 x 57 + HEB
						03.0520-0326.3	690326	AP Ø 254 x 57 + RZ / + Zub TopKit
2.0 4x4 2.0 LPG 2.3 JTD 2.8 JTD 2.8 TD 2.8 TD 4x4 ➔	81 71 93 107 90 90	05/02→07/06 11/02→07/06 12/09→ 04/04→07/06 11/03→07/06 11/03→07/06	➔	Nutzlast ab [kg] 1.100 Nutzlast bis [kg] 1.500; nicht für Wohnmobile		03.0137-0432.2	650432	AP Ø 254 x 57 + HEB
						03.0520-0326.3	690326	AP Ø 254 x 57 + RZ / + Zub TopKit

	kw			 	! #		
FIAT - DUCATO Bus (244_) 04/02→							
 Bremsbackensatz, Feststellbremse							
2.0 2.0 Bipower 2.0 JTD 2.3 JTD 2.8 JTD 2.8 JTD 4x4	81 81 62 81 94 94	04/02→ 11/02→ 04/02→ 04/02→ 04/02→ 07/02→	➔	→ 07/06; Nutzlast ab [kg] 1.100 Nutzlast bis [kg] 1.800; mit Verstärkung		03.0137-4002.2 654002	Ø 172 x 42 + Zub
2.0 4x4 2.0 LPG 2.3 JTD 2.8 JTD 2.8 TD 2.8 TD 4x4	81 71 93 107 90 90	05/02→07/06 11/02→07/06 12/09→ 04/04→07/06 11/03→07/06 11/03→07/06	➔	Nutzlast ab [kg] 1.100 Nutzlast bis [kg] 1.800; mit Verstärkung		03.0137-4002.2 654002	Ø 172 x 42 + Zub
Zubehörsatz, Feststellbremsbacken							
2.0 2.0 Bipower 2.0 JTD 2.3 JTD 2.8 JTD 2.8 JTD 4x4	81 81 62 81 94 94	04/02→ 11/02→ 04/02→ 04/02→ 04/02→ 07/02→		→ 07/06; Nutzlast ab [kg] 1.100 Nutzlast bis [kg] 1.800		03.0137-9705.2 669705 03.0137-9706.2 669706	
2.0 4x4 2.0 LPG 2.3 JTD 2.8 JTD 2.8 TD 2.8 TD 4x4	81 71 93 107 90 90	05/02→07/06 11/02→07/06 12/09→ 04/04→07/06 11/03→07/06 11/03→07/06		Nutzlast ab [kg] 1.100 Nutzlast bis [kg] 1.800		03.0137-9705.2 669705 03.0137-9706.2 669706	
 Seilzug, Feststellbremse							
2.0 2.0 Bipower 2.0 JTD 2.3 JTD 2.8 JTD	81 81 62 81 94	04/02→ 11/02→ 04/02→ 04/02→ 04/02→		→ 07/06; Nutzlast ab [kg] 1.100 Nutzlast bis [kg] 1.800; Scheiben/Trommel; 	1	24.3727-0300.2 580300	L= 1.078
2.0 4x4 2.0 LPG 2.3 JTD 2.8 JTD 2.8 TD 2.8 JTD 4x4	81 71 93 107 90 94	05/02→07/06 11/02→07/06 12/09→ 04/04→07/06 11/03→07/06 07/02→		Nutzlast ab [kg] 1.100 Nutzlast bis [kg] 1.800; Scheiben/Trommel; 	1	24.3727-0300.2 580300	L= 1.078
2.0 4x4 2.0 LPG 2.3 JTD 2.8 JTD 2.8 TD 2.8 JTD 4x4	81 71 93 107 90 94	05/02→07/06 11/02→07/06 12/09→ 04/04→07/06 11/03→07/06 07/02→		Nutzlast ab [kg] 1.100 Nutzlast bis [kg] 1.800; Scheiben/Trommel; 	1	24.3727-0343.2 580343	L= 2.827
2.0 4x4 2.0 LPG 2.3 JTD 2.8 JTD 2.8 TD 2.8 JTD 4x4	81 71 93 107 90 94	05/02→07/06 11/02→07/06 12/09→ 04/04→07/06 11/03→07/06 07/02→		→ 07/06; Nutzlast ab [kg] 1.100 Nutzlast bis [kg] 1.800; Trommelbremse; 	1	24.3727-0343.2 580343	L= 2.827
2.0 4x4 2.0 LPG 2.3 JTD 2.8 JTD 2.8 TD 2.8 JTD 4x4	81 71 93 107 90 94	05/02→07/06 11/02→07/06 12/09→ 04/04→07/06 11/03→07/06 07/02→		→ 07/06; Nutzlast ab [kg] 1.100 Nutzlast bis [kg] 1.800; Trommelbremse; 	1	24.3727-0343.2 580343	L= 2.827
2.0 4x4 2.0 LPG 2.3 JTD 2.8 JTD 2.8 TD 2.8 JTD 4x4	81 71 93 107 90 94	05/02→07/06 11/02→07/06 12/09→ 04/04→07/06 11/03→07/06 07/02→		→ 07/06; Nutzlast ab [kg] 1.100 Nutzlast bis [kg] 1.800; Scheiben/Trommel; 	1	24.3727-0562.2 580562	L= 1.059
2.8 TD 4x4	90	11/03→07/06		Nutzlast ab [kg] 1.100 Nutzlast bis [kg] 1.800; Trommelbremse; 	1	24.3727-0343.2 580343	L= 2.827
2.8 TD 4x4	90	11/03→07/06		Nutzlast ab [kg] 1.100 Nutzlast bis [kg] 1.800; Scheiben/Trommel; 	1	24.3727-0562.2 580562	L= 1.059
FIAT - DUCATO Bus (250_) 07/06→							
 Bremsbackensatz, Feststellbremse							
2 D 100 Multijet 2 3 D 110 Multijet 2 0 D 115 Multijet 2 120 Multijet 2 130 Multijet 2 3 D 4x4 140 Multijet 2 140 Natural Power 150 Multijet 2 150 Multijet 3 160 Multijet 2 160 Multijet 3 0 D 4x4 180 Multijet 2 180 Multijet 3 E-Ducato	74 103 74 82 130 82 83 85 130 85 88 96 96 103 100 109 107 118 115 116 116 130 130 90	07/06→ 07/06→05/11 07/06→ 10/11→ 07/06→ 06/11→ 07/06→ 06/11→ 06/11→ 05/19→ 04/09→ 06/11→ 04/10→ 05/19→ 07/06→ 07/06→ 05/19→ 06/11→ 02/21→	➔			03.0137-4004.2 654004	Ø 172 x 42 + Zub
3 D 150 Multijet 2 3 D 4x4 →	110 110 110	04/15→ 04/15→ 04/15→	➔	12/15→		03.0137-4004.2 654004	Ø 172 x 42 + Zub

FIAT - DUCATO Bus (250_) 07/06→
Zubehörsatz, Feststellbremsbacken

2 D	74 - 103	07/06→	➡			03.0137-9705.2 669705	
100 Multijet 2	74	07/06→05/11				03.0137-9707.2 669707	
3 D	82 - 130	07/06→					
110 Multijet 2	82 - 83	10/11→					
0 D	85 - 130	07/06→					
115 Multijet 2	85	06/11→					
120 Multijet 2	88	07/06→					
130 Multijet 2	96	06/11→					
3 D 4x4	96	06/11→					
140 Multijet 2	103	05/19→					
140 Natural Power	100	04/09→					
150 Multijet 2	109	06/11→					
150 Multijet 3	107	04/10→					
160 Multijet 2	118	05/19→					
160 Multijet 3	115 - 116	07/06→					
0 D 4x4	116	07/06→					
180 Multijet 2	130	05/19→					
180 Multijet 3	130	06/11→					
E-Ducato	90	02/21→					
3 D	110	04/15→	➡	12/15→		03.0137-9705.2 669705	
150 Multijet 2	110	04/15→				03.0137-9707.2 669707	
3 D 4x4	110	04/15→					

FIAT - DUCATO Kasten (230_) 03/94→05/05
Radbremszylinder

1.9 D	50 - 51	03/94→04/02	➡	→ 10/01; Nutzlast [kg]: 1.000		24.3225-1701.3 020399	GG
1.9 TD	60 - 66	03/94→04/02	➡	11/01→ 03/02; Nutzlast [kg]: 1.000		24.3226-1702.3 020469	GG
1.9 TD CAT	59	08/94→04/02					
1.9 TD	59	05/98→11/01	➡	→ 10/01; Nutzlast [kg]: 1.000		24.3225-1701.3 020399	GG
			➡	11/01→; Nutzlast [kg]: 1.000		24.3226-1702.3 020469	GG
2.0	80	03/94→04/02	➡	→ 10/01; Nutzlast ab [kg] 1.000 Nutzlast bis [kg] 1.400		24.3225-1701.3 020399	GG
2.0 4x4	80	11/94→04/02	➡	11/01→ 03/02; Nutzlast ab [kg] 1.000 Nutzlast bis [kg] 1.400		24.3226-1702.3 020469	GG
			➡	→ 10/01; Nutzlast [kg]: 1.800		24.3228-1701.3 020401	GG
2.0 JTD	62	10/01→04/02	➡	→ 03/02; Nutzlast [kg]: 1.400		24.3226-1702.3 020469	GG
2.5 D	62	03/94→04/02	➡	→ 10/01; Nutzlast [kg]: 1.400		24.3225-1701.3 020399	GG
2.5 D 4x4	62	03/94→04/02	➡	11/01→ 03/02; Nutzlast [kg]: 1.400		24.3226-1702.3 020469	GG
			➡	→ 10/01; Nutzlast [kg]: 1.800		24.3228-1701.3 020401	GG
2.5 TD	80	06/94→08/98	➡	Nutzlast [kg]: 1.400		24.3226-1702.3 020469	GG
2.5 TD 4x4	80 - 85	11/94→04/98	➡	Nutzlast [kg]: 1.800		24.3228-1701.3 020401	GG
2.8 TD 4x4	90	05/98→09/01					
2.5 TDI	80 - 85	03/94→04/02	➡	→ 10/01; Nutzlast [kg]: 1.400		24.3226-1702.3 020469	GG
2.5 TDI 4x4	85	05/98→04/02	➡	11/01→ 03/02; Nutzlast [kg]: 1.400		24.3226-1702.3 020469	GG
2.8 D	64	05/98→04/02	➡	→ 10/01; Nutzlast [kg]: 1.800		24.3228-1701.3 020401	GG
2.8 D 4x4	64	08/98→04/02					
2.8 JTD	94	11/00→04/02					
2.8 JTD 4x4	94	11/00→04/02					
2.8 TDI	90	10/97→04/02					
2.8 TDI 4x4	90	06/99→04/02					

Zubehörsatz, Bremsbacken

1.9 D	50 - 51	03/94→04/02	➡	→ 10/01; Nutzlast [kg]: 1.000		03.0137-9219.2 669219	TRW
1.9 TD	60 - 66	03/94→04/02	➡	11/01→ 03/02; Nutzlast [kg]: 1.000; nicht für Wohnmobile		03.0137-9285.2 669285	AP
1.9 TD CAT	59	08/94→04/02					
1.9 TD	59	05/98→11/01	➡	→ 10/01; Nutzlast [kg]: 1.000		03.0137-9219.2 669219	TRW
			➡	11/01→; Nutzlast [kg]: 1.000; nicht für Wohnmobile		03.0137-9285.2 669285	AP
2.0	80	03/94→04/02	➡	→ 10/01; Nutzlast [kg]: 1.800		03.0137-9219.2 669219	TRW
2.0 4x4	80	11/94→04/02	➡	→ 10/01; Nutzlast ab [kg] 1.000 Nutzlast bis [kg] 1.400		03.0137-9219.2 669219	TRW
			➡	11/01→ 03/02; Nutzlast ab [kg] 1.000 Nutzlast bis [kg] 1.400; nicht für Wohnmobile		03.0137-9285.2 669285	AP
→							

FIAT - DUCATO Kasten (230_) 03/94→05/05

Zubehörsatz, Bremsbacken











2.0 JTD	62	10/01→04/02	➡	→ 03/02; Nutzlast [kg]: 1.400; nicht für Wohnmobile	03.0137-9285.2	669285	AP
2.5 D	62	03/94→04/02	➡	→ 10/01; Nutzlast [kg]: 1.400	03.0137-9219.2	669219	TRW
2.5 D 4x4	62	03/94→04/02	➡	→ 10/01; Nutzlast [kg]: 1.800	03.0137-9219.2	669219	TRW
2.5 TDI	80 -	03/94→04/02	➡				
2.5 TDI 4x4	85	05/98→04/02	➡	11/01→ 03/02; Nutzlast [kg]: 1.400; nicht für Wohnmobile	03.0137-9285.2	669285	AP
2.8 D	64	05/98→04/02	➡				
2.8 D 4x4	64	08/98→04/02	➡				
2.8 JTD	94	11/00→04/02	➡				
2.8 JTD 4x4	94	11/00→04/02	➡				
2.8 TDI	90	10/97→04/02	➡				
2.8 TDI 4x4	90	06/99→04/02	➡				
2.5 TD	80	06/94→08/98	➡	Nutzlast [kg]: 1.400	03.0137-9219.2	669219	TRW
2.5 TD 4x4	80 -	11/94→04/98	➡	Nutzlast [kg]: 1.800	03.0137-9219.2	669219	TRW
2.8 TD 4x4	85		➡				
	90	05/98→09/01	➡				









































Bremsstrommel

























1.9 D	50 -	03/94→04/02	➡	→ 03/02; Nutzlast [kg]: 1.000	24.0225-4002.1	480048	Ø 298 x 64,4 / 255,6
1.9 TD	51						
1.9 TD CAT	60 -	03/94→04/02	➡				
1.9 TD	66						
1.9 TD	59	08/94→04/02	➡				
1.9 TD	59	05/98→11/01	➡	Nutzlast [kg]: 1.000	24.0225-4002.1	480048	Ø 298 x 64,4 / 255,6
2.0	80	03/94→04/02	➡	→ 03/02; Nutzlast ab [kg] 1.000 Nutzlast bis [kg] 1.400	24.0225-4002.1	480048	Ø 298 x 64,4 / 255,6
2.0 4x4	80	11/94→04/02	➡				
			➡	→ 10/01; Nutzlast [kg]: 1.800	24.0225-4005.1	480070	Ø 298 x 64,5 / 255,6
2.0 JTD	62	10/01→04/02	➡	→ 03/02; Nutzlast [kg]: 1.400	24.0225-4002.1	480048	Ø 298 x 64,4 / 255,6
2.5 D	62	03/94→04/02	➡	→ 03/02; Nutzlast [kg]: 1.400	24.0225-4002.1	480048	Ø 298 x 64,4 / 255,6
2.5 D 4x4	62	03/94→04/02	➡	→ 10/01; Nutzlast [kg]: 1.800	24.0225-4005.1	480070	Ø 298 x 64,5 / 255,6
2.5 TDI	80 -	03/94→04/02	➡				
2.5 TDI 4x4	85	05/98→04/02	➡				
2.8 D	64	05/98→04/02	➡				
2.8 D 4x4	64	08/98→04/02	➡				
2.8 JTD	94	11/00→04/02	➡				
2.8 JTD 4x4	94	11/00→04/02	➡				
2.8 TDI	90	10/97→04/02	➡				
2.8 TDI 4x4	90	06/99→04/02	➡				
2.5 TD	80	06/94→08/98	➡	Nutzlast [kg]: 1.400	24.0225-4002.1	480048	Ø 298 x 64,4 / 255,6
2.5 TD 4x4	80 -	11/94→04/98	➡	Nutzlast [kg]: 1.800	24.0225-4005.1	480070	Ø 298 x 64,5 / 255,6
2.8 TD 4x4	85		➡				
	90	05/98→09/01	➡				












Bremsbackensatz

1.9 D	50 -	03/94→04/02	➡	→ 10/01; Nutzlast [kg]: 1.000; nicht für Wohnmobile	03.0137-0333.2	650333	TRW Ø 254 x 57 + HEB
1.9 TD	51				03.0520-0925.3	690925	TRW Ø 254 x 57 + RZ / + Zub TopKit
1.9 TD CAT	60 -	03/94→04/02	➡	11/01→ 03/02; Nutzlast [kg]: 1.000; nicht für Wohnmobile	03.0137-0432.2	650432	AP Ø 254 x 57 + HEB
	66				03.0520-0326.3	690326	AP Ø 254 x 57 + RZ / + Zub TopKit
1.9 TD	59	08/94→04/02	➡				
1.9 TD	59	05/98→11/01	➡	→ 10/01; Nutzlast [kg]: 1.000; nicht für Wohnmobile	03.0137-0333.2	650333	TRW Ø 254 x 57 + HEB
			➡		03.0520-0925.3	690925	TRW Ø 254 x 57 + RZ / + Zub TopKit
			➡	11/01→; Nutzlast [kg]: 1.000; nicht für Wohnmobile	03.0137-0432.2	650432	AP Ø 254 x 57 + HEB
			➡		03.0520-0326.3	690326	AP Ø 254 x 57 + RZ / + Zub TopKit
2.0	80	03/94→04/02	➡	→ 10/01; Nutzlast ab [kg] 1.000 Nutzlast bis [kg] 1.400; nicht für Wohnmobile	03.0137-0333.2	650333	TRW Ø 254 x 57 + HEB
2.0 4x4	80	11/94→04/02	➡		03.0520-0925.3	690925	TRW Ø 254 x 57 + RZ / + Zub TopKit
			➡	→ 10/01; Nutzlast [kg]: 1.800; nicht für Wohnmobile	03.0137-0334.2	650334	TRW Ø 254 x 57 + HEB
			➡		03.0520-0728.3	690728	TRW Ø 254 x 57 + RZ / + Zub TopKit
			➡	11/01→ 03/02; Nutzlast ab [kg] 1.000 Nutzlast bis [kg] 1.400; nicht für Wohnmobile	03.0137-0432.2	650432	AP Ø 254 x 57 + HEB
			➡		03.0520-0326.3	690326	AP Ø 254 x 57 + RZ / + Zub TopKit
2.0 JTD	62	10/01→04/02	➡	→ 03/02; Nutzlast [kg]: 1.400; nicht für Wohnmobile	03.0137-0432.2	650432	AP Ø 254 x 57 + HEB
			➡		03.0520-0326.3	690326	AP Ø 254 x 57 + RZ / + Zub TopKit
2.5 D	62	03/94→04/02	➡	→ 10/01; Nutzlast [kg]: 1.400; nicht für Wohnmobile	03.0137-0333.2	650333	TRW Ø 254 x 57 + HEB
2.5 D 4x4	62	03/94→04/02	➡		03.0520-0925.3	690925	TRW Ø 254 x 57 + RZ / + Zub TopKit
			➡				

	kw					! #		
FIAT - DUCATO Kasten (230_) 03/94→05/05								
 Bremsbackensatz								
2.5 D 2.5 D 4x4	62 62	03/94→04/02 03/94→04/02	➡	→ 10/01; Nutzlast [kg]: 1.800; nicht für Wohnmobile		03.0137-0334.2 650334 03.0520-0728.3 690728	TRW Ø 254 x 57 + HEB TRW Ø 254 x 57 + RZ / + Zub TopKit	
			➡	11/01→ 03/02; Nutzlast [kg]: 1.400; nicht für Wohnmobile		03.0137-0432.2 650432 03.0520-0326.3 690326	AP Ø 254 x 57 + HEB AP Ø 254 x 57 + RZ / + Zub TopKit	
2.5 TD 2.5 TD 4x4 2.8 TD 4x4	80 80 - 85 90	06/94→08/98 11/94→04/98 05/98→09/01	➡	Nutzlast [kg]: 1.400; nicht für Wohnmobile		03.0137-0333.2 650333 03.0520-0226.3 690226	TRW Ø 254 x 57 + HEB TRW Ø 254 x 57 + RZ / + Zub TopKit	
			➡	Nutzlast [kg]: 1.800; nicht für Wohnmobile		03.0137-0334.2 650334 03.0520-0728.3 690728	TRW Ø 254 x 57 + HEB TRW Ø 254 x 57 + RZ / + Zub TopKit	
2.5 TDI 2.5 TDI 4x4 2.8 D 2.8 D 4x4 2.8 JTD 2.8 JTD 4x4 2.8 TDI 2.8 TDI 4x4	80 - 85 85 64 64 94 94 94 90 90	03/94→04/02 05/98→04/02 05/98→04/02 08/98→04/02 11/00→04/02 11/00→04/02 10/97→04/02 06/99→04/02	➡	→ 10/01; Nutzlast [kg]: 1.400; nicht für Wohnmobile		03.0137-0333.2 650333 03.0520-0226.3 690226	TRW Ø 254 x 57 + HEB TRW Ø 254 x 57 + RZ / + Zub TopKit	
			➡	→ 10/01; Nutzlast [kg]: 1.800; nicht für Wohnmobile		03.0137-0334.2 650334 03.0520-0728.3 690728	TRW Ø 254 x 57 + HEB TRW Ø 254 x 57 + RZ / + Zub TopKit	
			➡	11/01→ 03/02; Nutzlast [kg]: 1.400; nicht für Wohnmobile		03.0137-0432.2 650432 03.0520-0326.3 690326	AP Ø 254 x 57 + HEB AP Ø 254 x 57 + RZ / + Zub TopKit	
 Bremsbackensatz, Feststellbremse								
2.0 2.0 4x4 2.5 D 2.5 D 4x4 2.5 TDI 2.5 TDI 4x4 2.8 D 2.8 D 4x4 2.8 JTD 2.8 JTD 4x4 2.8 TDI 2.8 TDI 4x4 2.0 JTD	80 80 62 62 80 - 85 85 64 64 94 94 90 90 62	03/94→04/02 11/94→04/02 03/94→04/02 03/94→04/02 03/94→04/02 05/98→04/02 05/98→04/02 08/98→04/02 11/00→04/02 11/00→04/02 10/97→04/02 06/99→04/02 10/01→04/02	➡	11/01→ 03/02; Nutzlast [kg]: 1.800; mit Verstärkung		03.0137-4002.2 654002	Ø 172 x 42 + Zub	
			➡	→ 03/02; Nutzlast [kg]: 1.800; mit Verstärkung		03.0137-4002.2 654002	Ø 172 x 42 + Zub	
Zubehörsatz, Feststellbremsbacken								
2.0 2.0 4x4 2.5 D 2.5 D 4x4 2.5 TDI 2.8 D 2.8 D 4x4 2.8 JTD 2.8 JTD 4x4 2.8 TDI 2.0 JTD 2.5 TD 2.5 TD 4x4 2.5 TDI 4x4 2.8 TDI 4x4	80 80 62 62 80 - 85 64 64 94 94 90 62 80 80 - 85 85 90	03/94→04/02 11/94→04/02 03/94→04/02 03/94→04/02 03/94→04/02 05/98→04/02 05/98→04/02 08/98→04/02 11/00→04/02 11/00→04/02 10/97→04/02 10/01→04/02 06/94→08/98 11/94→04/98 05/98→04/02 06/99→04/02		11/01→ 03/02; Nutzlast [kg]: 1.800		03.0137-9705.2 669705 03.0137-9706.2 669706		
				→ 03/02; Nutzlast [kg]: 1.800		03.0137-9705.2 669705 03.0137-9706.2 669706		
				Nutzlast [kg]: 1.800		03.0137-9705.2 669705 03.0137-9706.2 669706		
				11/01→ 03/02; Nutzlast [kg]: 1.800		03.0137-9705.2 669705		
				Nutzlast [kg]: 1.800		03.0137-9706.2 669706		
 Seilzug, Feststellbremse								
1.9 D 1.9 TD 1.9 TD CAT	50 - 51 60 - 66 59	03/94→04/02 03/94→04/02 08/94→04/02		→ 03/02; Nutzlast [kg]: 1.000; Scheibenbremse; ⬆	1	24.3727-0300.2 580300	L= 1.078	
				→ 09/99; Nutzlast [kg]: 1.000; Trommelbremse; ⬆	1	24.3727-0300.2 580300	L= 1.078	
				10/99→ 10/01; Nutzlast [kg]: 1.000; Trommelbremse; ⬆	1	24.3727-0300.2 580300	L= 1.078	
				11/01→ 03/02; Nutzlast [kg]: 1.000; Trommelbremse; ⬆	1	24.3727-0300.2 580300	L= 1.078	
				→ 03/02; Nutzlast [kg]: 1.000; Scheibenbremse; ⬇	1	24.3727-0340.2 580340	L= 3.025	
				11/01→ 03/02; Nutzlast [kg]: 1.000; Trommelbremse; ⬇	1	24.3727-0343.2 580343	L= 2.827	
→								

	kw			 	! #		
FIAT - DUCATO Kasten (230_) 03/94→05/05							
Seilzug, Feststellbremse							
1.9 D	50 - 51	03/94→04/02		10/99→ 10/01; Nutzlast [kg]: 1.000; Trommelbremse; 	1	24.3727-0344.2 580344	L= 2.806
1.9 TD	60 - 66	03/94→04/02		→ 09/99; Nutzlast [kg]: 1.000; Trommelbremse; 	1	24.3727-0345.2 580345	L= 3.045
1.9 TD CAT	59	08/94→04/02					
1.9 TD	59	05/98→11/01		Nutzlast [kg]: 1.000; Scheibenbremse; 	1	24.3727-0300.2 580300	L= 1.078
				→ 09/99; Nutzlast [kg]: 1.000; Trommelbremse; 	1	24.3727-0300.2 580300	L= 1.078
				11/01→; Nutzlast [kg]: 1.000; Trommelbremse; 	1	24.3727-0300.2 580300	L= 1.078
				10/99→ 10/01; Nutzlast [kg]: 1.000; Trommelbremse; 	1	24.3727-0300.2 580300	L= 1.078
				Nutzlast [kg]: 1.000; Scheibenbremse; 	1	24.3727-0340.2 580340	L= 3.025
				11/01→; Nutzlast [kg]: 1.000; Trommelbremse; 	1	24.3727-0343.2 580343	L= 2.827
				10/99→ 10/01; Nutzlast [kg]: 1.000; Trommelbremse; 	1	24.3727-0344.2 580344	L= 2.806
				→ 09/99; Nutzlast [kg]: 1.000; Trommelbremse; 	1	24.3727-0345.2 580345	L= 3.045
2.0	80	03/94→04/02		11/01→ 03/02; Nutzlast ab [kg] 1.000	1	24.3727-0300.2 580300	L= 1.078
2.0 4x4	80	11/94→04/02		Nutzlast bis [kg] 1.800; Trommelbremse; 			
				10/99→ 10/01; Nutzlast ab [kg] 1.000 Nutzlast bis [kg] 1.800; Trommelbremse; 	1	24.3727-0300.2 580300	L= 1.078
				→ 03/02; Nutzlast ab [kg] 1.000 Nutzlast bis [kg] 1.800; Scheibenbremse; 	1	24.3727-0300.2 580300	L= 1.078
				→ 09/99; Nutzlast ab [kg] 1.000 Nutzlast bis [kg] 1.800; Trommelbremse; 	1	24.3727-0300.2 580300	L= 1.078
				→ 03/02; Nutzlast ab [kg] 1.000 Nutzlast bis [kg] 1.800; Scheibenbremse; 	1	24.3727-0340.2 580340	L= 3.025
				11/01→ 03/02; Nutzlast ab [kg] 1.000 Nutzlast bis [kg] 1.800; Trommelbremse; 	1	24.3727-0343.2 580343	L= 2.827
				10/99→ 10/01; Nutzlast ab [kg] 1.000 Nutzlast bis [kg] 1.800; Trommelbremse; 	1	24.3727-0344.2 580344	L= 2.806
				→ 09/99; Nutzlast ab [kg] 1.000 Nutzlast bis [kg] 1.800; Trommelbremse; 	1	24.3727-0345.2 580345	L= 3.045
2.0 JTD	62	10/01→04/02		→ 03/02; Nutzlast ab [kg] 1.400 Nutzlast bis [kg] 1.800; Trommelbremse; 	1	24.3727-0300.2 580300	L= 1.078
				→ 03/02; Nutzlast ab [kg] 1.400 Nutzlast bis [kg] 1.800; Scheibenbremse; 	1	24.3727-0300.2 580300	L= 1.078
				→ 03/02; Nutzlast ab [kg] 1.400 Nutzlast bis [kg] 1.800; Scheibenbremse; 	1	24.3727-0340.2 580340	L= 3.025
				→ 03/02; Nutzlast ab [kg] 1.400 Nutzlast bis [kg] 1.800; Trommelbremse; 	1	24.3727-0343.2 580343	L= 2.827
2.5 D	62	03/94→04/02		11/01→ 03/02; Nutzlast ab [kg] 1.400	1	24.3727-0300.2 580300	L= 1.078
2.5 D 4x4	62	03/94→04/02		Nutzlast bis [kg] 1.800; Trommelbremse;			
2.5 TDI	80 - 85	03/94→04/02					
2.5 TDI 4x4	85	05/98→04/02		10/99→ 10/01; Nutzlast ab [kg] 1.400 Nutzlast bis [kg] 1.800; Trommelbremse;	1	24.3727-0300.2 580300	L= 1.078
2.8 D	64	05/98→04/02					
2.8 D 4x4	64	08/98→04/02					
2.8 TDI	90	10/97→04/02		→ 03/02; Nutzlast ab [kg] 1.400 Nutzlast bis [kg] 1.800; Scheibenbremse; 	1	24.3727-0300.2 580300	L= 1.078
2.8 TDI 4x4	90	06/99→04/02					
				→ 09/99; Nutzlast ab [kg] 1.400 Nutzlast bis [kg] 1.800; Trommelbremse; 	1	24.3727-0300.2 580300	L= 1.078
				→ 03/02; Nutzlast ab [kg] 1.400 Nutzlast bis [kg] 1.800; Scheibenbremse; 	1	24.3727-0340.2 580340	L= 3.025
				11/01→ 03/02; Nutzlast ab [kg] 1.400 Nutzlast bis [kg] 1.800; Trommelbremse; 	1	24.3727-0343.2 580343	L= 2.827
				10/99→ 10/01; Nutzlast ab [kg] 1.400 Nutzlast bis [kg] 1.800; Trommelbremse; 	1	24.3727-0344.2 580344	L= 2.806
				→ 09/99; Nutzlast ab [kg] 1.400 Nutzlast bis [kg] 1.800; Trommelbremse; 	1	24.3727-0345.2 580345	L= 3.045
2.5 TD	80	06/94→08/98		Nutzlast ab [kg] 1.400 Nutzlast bis [kg] 1.800; Scheibenbremse; 	1	24.3727-0300.2 580300	L= 1.078
2.5 TD 4x4	80 - 85	11/94→04/98					
				Nutzlast ab [kg] 1.400 Nutzlast bis [kg] 1.800; Trommelbremse; 	1	24.3727-0300.2 580300	L= 1.078
				Nutzlast ab [kg] 1.400 Nutzlast bis [kg] 1.800; Scheibenbremse; 	1	24.3727-0340.2 580340	L= 3.025
→							

	kw					! #		
FIAT - DUCATO Kasten (230_) 03/94→05/05								
 Seilzug, Feststellbremse								
2.5 TD 2.5 TD 4x4	80 80 - 85	06/94→08/98 11/94→04/98		Nutzlast ab [kg] 1.400 Nutzlast bis [kg] 1.800; Trommelbremse; 	1	24.3727-0345.2	580345	L= 3.045
2.8 JTD 2.8 JTD 4x4	94 94	11/00→04/02 11/00→04/02		11/01→ 03/02; Nutzlast ab [kg] 1.400 Nutzlast bis [kg] 1.800; Trommelbremse; 	1	24.3727-0300.2	580300	L= 1.078
				→ 03/02; Nutzlast ab [kg] 1.400 Nutzlast bis [kg] 1.800; Scheibenbremse; 	1	24.3727-0300.2	580300	L= 1.078
				→ 10/01; Nutzlast ab [kg] 1.400 Nutzlast bis [kg] 1.800; Trommelbremse; 	1	24.3727-0300.2	580300	L= 1.078
				→ 03/02; Nutzlast ab [kg] 1.400 Nutzlast bis [kg] 1.800; Scheibenbremse; 	1	24.3727-0340.2	580340	L= 3.025
				11/01→ 03/02; Nutzlast ab [kg] 1.400 Nutzlast bis [kg] 1.800; Trommelbremse; 	1	24.3727-0343.2	580343	L= 2.827
				→ 10/01; Nutzlast ab [kg] 1.400 Nutzlast bis [kg] 1.800; Trommelbremse; 	1	24.3727-0344.2	580344	L= 2.806
2.8 TD 4x4	90	05/98→09/01		10/99→; Nutzlast ab [kg] 1.400 Nutzlast bis [kg] 1.800; Trommelbremse; 	1	24.3727-0300.2	580300	L= 1.078
				→ 09/99; Nutzlast ab [kg] 1.400 Nutzlast bis [kg] 1.800; Trommelbremse; 	1	24.3727-0300.2	580300	L= 1.078
				Nutzlast ab [kg] 1.400 Nutzlast bis [kg] 1.800; Scheibenbremse; 	1	24.3727-0300.2	580300	L= 1.078
				Nutzlast ab [kg] 1.400 Nutzlast bis [kg] 1.800; Scheibenbremse; 	1	24.3727-0340.2	580340	L= 3.025
				10/99→; Nutzlast ab [kg] 1.400 Nutzlast bis [kg] 1.800; Trommelbremse; 	1	24.3727-0344.2	580344	L= 2.806
				→ 09/99; Nutzlast ab [kg] 1.400 Nutzlast bis [kg] 1.800; Trommelbremse; 	1	24.3727-0345.2	580345	L= 3.045
FIAT - DUCATO Kasten (244_) 04/02→								
 Radbremszylinder								
2.0 2.0 Bipower 2.0 JTD 2.3 JTD 2.8 JTD 2.8 JTD 4x4 2.8 JTD Power	81 81 62 81 94 94 107	04/02→ 11/02→ 04/02→ 04/02→ 04/02→ 07/02→ 05/04→	➔	→ 07/06; Nutzlast ab [kg] 1.100 Nutzlast bis [kg] 1.500		24.3226-1702.3	020469	GG
2.0 4x4 2.0 LPG 2.3 JTD 2.8 TD	81 71 93 90	05/02→07/06 11/02→07/06 09/09→12/18 04/02→07/06	➔	Nutzlast ab [kg] 1.100 Nutzlast bis [kg] 1.500		24.3226-1702.3	020469	GG
Zubehörsatz, Bremsbacken								
2.0 2.0 Bipower 2.0 JTD 2.3 JTD 2.8 JTD 2.8 JTD 4x4 2.8 JTD Power	81 81 62 81 94 94 107	04/02→ 11/02→ 04/02→ 04/02→ 04/02→ 07/02→ 05/04→	➔	→ 07/06; Nutzlast ab [kg] 1.100 Nutzlast bis [kg] 1.500; nicht für Wohnmobile		03.0137-9285.2	669285	AP
2.0 4x4 2.0 LPG 2.3 JTD 2.8 TD	81 71 93 90	05/02→07/06 11/02→07/06 09/09→12/18 04/02→07/06	➔	Nutzlast ab [kg] 1.100 Nutzlast bis [kg] 1.500; nicht für Wohnmobile		03.0137-9285.2	669285	AP
 Bremstrommel								
2.0 2.0 Bipower 2.0 JTD 2.3 JTD 2.8 JTD 2.8 JTD 4x4 2.8 JTD Power	81 81 62 81 94 94 107	04/02→ 11/02→ 04/02→ 04/02→ 04/02→ 07/02→ 05/04→	➔	→ 07/06; Nutzlast ab [kg] 1.100 Nutzlast bis [kg] 1.500		24.0225-4002.1	480048	Ø 298 x 64,4 / 255,6
2.0 4x4 2.0 LPG 2.3 JTD 2.8 TD	81 71 93 90	05/02→07/06 11/02→07/06 09/09→12/18 04/02→07/06	➔	Nutzlast ab [kg] 1.100 Nutzlast bis [kg] 1.500		24.0225-4002.1	480048	Ø 298 x 64,4 / 255,6
 Bremsbackensatz								
2.0 2.0 Bipower 2.0 JTD 2.3 JTD 2.8 JTD 2.8 JTD 4x4	81 81 62 81 94 94	04/02→ 11/02→ 04/02→ 04/02→ 04/02→ 07/02→	➔	→ 07/06; Nutzlast ab [kg] 1.100 Nutzlast bis [kg] 1.500; nicht für Wohnmobile		03.0137-0432.2	650432	AP Ø 254 x 57 + HEB
→						03.0520-0326.3	690326	AP Ø 254 x 57 + RZ / + Zub TopKit

	kw					! #			
FIAT - DUCATO Kasten (244_) 04/02→									
 Bremsbackensatz									
2.8 JTD Power	107	05/04→	➔	→ 07/06; Nutzlast ab [kg] 1.100 Nutzlast bis [kg] 1.500; nicht für Wohnmobile		03.0137-0432.2	650432	AP Ø 254 x 57 + HEB	
						03.0520-0326.3	690326	AP Ø 254 x 57 + RZ / + Zub TopKit	
2.0 4x4	81	05/02→07/06	➔	Nutzlast ab [kg] 1.100 Nutzlast bis [kg] 1.500; nicht für Wohnmobile		03.0137-0432.2	650432	AP Ø 254 x 57 + HEB	
2.0 LPG	71	11/02→07/06				03.0520-0326.3	690326	AP Ø 254 x 57 + RZ / + Zub TopKit	
2.3 JTD	93	09/09→12/18							
2.8 TD	90	04/02→07/06							
 Bremsbackensatz, Feststellbremse									
2.0	81	04/02→	➔	→ 07/06; Nutzlast ab [kg] 1.100 Nutzlast bis [kg] 1.800; mit Verstärkung		03.0137-4002.2	654002	Ø 172 x 42 + Zub	
2.0 Bipower	81	11/02→							
2.0 JTD	62	04/02→							
2.3 JTD	81	04/02→							
2.8 JTD	94	04/02→							
2.8 JTD 4x4	94	07/02→							
2.8 JTD Power	107	05/04→							
2.0 LPG	71	11/02→07/06	➔	Nutzlast ab [kg] 1.100 Nutzlast bis [kg] 1.800; mit Verstärkung		03.0137-4002.2	654002	Ø 172 x 42 + Zub	
2.3 JTD	93	09/09→12/18							
2.8 TD	90	04/02→07/06							
Zubehörsatz, Feststellbremsbacken									
2.0	81	04/02→		→ 07/06; Nutzlast ab [kg] 1.100 Nutzlast bis [kg] 1.800		03.0137-9705.2	669705		
2.0 Bipower	81	11/02→				03.0137-9706.2	669706		
2.0 JTD	62	04/02→							
2.3 JTD	81	04/02→							
2.8 JTD	94	04/02→							
2.8 JTD 4x4	94	07/02→							
2.8 JTD Power	107	05/04→							
2.0 LPG	71	11/02→07/06		Nutzlast ab [kg] 1.100 Nutzlast bis [kg] 1.800		03.0137-9705.2	669705		
2.3 JTD	93	09/09→12/18				03.0137-9706.2	669706		
2.8 TD	90	04/02→07/06							
 Seilzug, Feststellbremse									
2.0	81	04/02→		→ 07/06; Nutzlast ab [kg] 1.100 Nutzlast bis [kg] 1.800; Scheiben/Trommel; ⬆		1	24.3727-0300.2	580300	L= 1.078
2.0 Bipower	81	11/02→							
2.0 JTD	62	04/02→							
2.3 JTD	81	04/02→		→ 07/06; Nutzlast ab [kg] 1.100 Nutzlast bis [kg] 1.800; Trommelbremse; ⬇		1	24.3727-0343.2	580343	L= 2.827
2.8 JTD	94	04/02→							
2.8 JTD Power	107	05/04→							
2.0 LPG	71	11/02→07/06		Nutzlast ab [kg] 1.100 Nutzlast bis [kg] 1.800; Scheiben/Trommel; ⬆		1	24.3727-0300.2	580300	L= 1.078
2.3 JTD	93	09/09→12/18							
2.8 TD	90	04/02→07/06		Nutzlast ab [kg] 1.100 Nutzlast bis [kg] 1.800; Trommelbremse; ⬇		1	24.3727-0343.2	580343	L= 2.827
2.8 JTD 4x4	94	07/02→		→ 07/06; Nutzlast ab [kg] 1.100 Nutzlast bis [kg] 1.800; Trommelbremse; ⬇		1	24.3727-0343.2	580343	L= 2.827
				→ 07/06; Nutzlast ab [kg] 1.100 Nutzlast bis [kg] 1.800; Scheiben/Trommel; ⬆		1	24.3727-0562.2	580562	L= 1.059
FIAT - DUCATO Kasten (250_) 07/06→									
 Bremsbackensatz, Feststellbremse									
2 D	74 - 132	07/06→	➔			03.0137-4004.2	654004	Ø 172 x 42 + Zub	
100 Multijet 2	74	07/06→							
3 D	82 - 130	07/06→							
110 Multijet 2	82 - 83	10/11→							
0 D	85 - 130	07/06→							
115 Multijet 2	85	06/11→							
120 Multijet 2	88	07/06→							
3 D 4x4	88 - 110	03/10→							
130 Multijet 2	96	06/11→							
140 Multijet 2	103	05/19→							
140 Natural Power	100	04/09→							
150 Multijet 2	109 - 110	06/11→							
150 Multijet 3	107	04/10→							
160 Multijet 2	118	05/19→							
160 Multijet 3	115 - 116	07/06→							
0 D 4x4	116	07/06→							
180 Multijet 2	130 - 132	12/15→							
180 Multijet 3	130	06/11→							
E-Ducato	90	12/20→							
→									

FIAT - DUCATO Kasten (250_) 07/06→
Zubehörsatz, Feststellbremsbacken








2 D	74 - 07/06→	➔		03.0137-9705.2 669705
100 Multijet 2	132			03.0137-9707.2 669707
3 D	74 07/06→			
	82 - 07/06→			
	130			
110 Multijet 2	82 - 10/11→			
	83			
0 D	85 - 07/06→			
	130			
115 Multijet 2	85 06/11→			
120 Multijet 2	88 07/06→			
3 D 4x4	88 - 03/10→			
	110			
130 Multijet 2	96 06/11→			
140 Multijet 2	103 05/19→			
140 Natural Power	100 04/09→			
150 Multijet 2	109 - 06/11→			
	110			
150 Multijet 3	107 04/10→			
160 Multijet 2	118 05/19→			
160 Multijet 3	115 - 07/06→			
	116			
0 D 4x4	116 07/06→			
180 Multijet 2	130 - 12/15→			
	132			
180 Multijet 3	130 06/11→			
E-Ducato	90 12/20→			













FIAT - DUCATO Pritsche/Fahrgestell (230_) 03/94→04/02
Radbremszylinder







































1.9 D	50 - 03/94→04/02	➔	→ 10/01; Nutzlast [kg]: 1.000	24.3225-1701.3 020399	GG
	51				
1.9 TD	60 - 03/94→04/02	➔	11/01→ 03/02; Nutzlast [kg]: 1.000	24.3226-1702.3 020469	GG
	66				
1.9 TD CAT	59 08/94→04/02				
1.9 TD	59 05/98→11/01	➔	→ 10/01; Nutzlast [kg]: 1.000	24.3225-1701.3 020399	GG
		➔	11/01→; Nutzlast [kg]: 1.000	24.3226-1702.3 020469	GG
2.0	80 03/94→04/02	➔	→ 10/01; Nutzlast ab [kg] 1.000 Nutzlast bis [kg] 1.400	24.3225-1701.3 020399	GG
		➔	11/01→ 03/02; Nutzlast ab [kg] 1.000 Nutzlast bis [kg] 1.400	24.3226-1702.3 020469	GG
		➔	→ 10/01; Nutzlast [kg]: 1.800	24.3228-1701.3 020401	GG
2.0 JTD	62 07/01→04/02	➔	10/01→ 03/02; Nutzlast [kg]: 1.400	24.3226-1702.3 020469	GG
2.5 D	62 03/94→04/02	➔	→ 10/01; Nutzlast [kg]: 1.400	24.3225-1701.3 020399	GG
2.5 D 4x4	62 03/94→04/02	➔	11/01→ 03/02; Nutzlast [kg]: 1.400	24.3226-1702.3 020469	GG
		➔	→ 10/01; Nutzlast [kg]: 1.800	24.3228-1701.3 020401	GG
2.5 TD	80 - 06/94→08/98	➔	Nutzlast [kg]: 1.400	24.3226-1702.3 020469	GG
	85				
2.5 TD 4x4	85 11/94→04/98	➔	Nutzlast [kg]: 1.800	24.3228-1701.3 020401	GG
2.8 iDTD 4x4	90 05/98→09/01				
2.5 TDI	80 03/94→04/02	➔	→ 10/01; Nutzlast [kg]: 1.400	24.3226-1702.3 020469	GG
2.5 TDI 4x4	85 06/98→04/02	➔	11/01→ 03/02; Nutzlast [kg]: 1.400	24.3226-1702.3 020469	GG
2.8 D	64 02/98→04/02	➔			
2.8 JTD	94 11/00→04/02	➔	→ 10/01; Nutzlast [kg]: 1.800	24.3228-1701.3 020401	GG
2.8 JTD 4x4	94 10/01→04/02				
2.8 TDI	90 12/98→04/02				
2.8 TD 4x4	64 05/98→11/01	➔	→ 09/01; Nutzlast [kg]: 1.400	24.3226-1702.3 020469	GG
		➔	→ 09/01; Nutzlast [kg]: 1.800	24.3228-1701.3 020401	GG





























Zubehörsatz, Bremsbacken












1.9 D	50 - 03/94→04/02	➔	→ 10/01; Nutzlast [kg]: 1.000	03.0137-9219.2 669219	TRW
	51				
1.9 TD	60 - 03/94→04/02	➔	11/01→ 03/02; Nutzlast [kg]: 1.000; nicht für Wohnmobile	03.0137-9285.2 669285	AP
	66				
1.9 TD CAT	59 08/94→04/02				
1.9 TD	59 05/98→11/01	➔	→ 10/01; Nutzlast [kg]: 1.000	03.0137-9219.2 669219	TRW
		➔	11/01→; Nutzlast [kg]: 1.000; nicht für Wohnmobile	03.0137-9285.2 669285	AP
2.0	80 03/94→04/02	➔	→ 10/01; Nutzlast [kg]: 1.800	03.0137-9219.2 669219	TRW
		➔	→ 10/01; Nutzlast ab [kg] 1.000 Nutzlast bis [kg] 1.400	03.0137-9219.2 669219	TRW
		➔	11/01→ 03/02; Nutzlast ab [kg] 1.000 Nutzlast bis [kg] 1.400; nicht für Wohnmobile	03.0137-9285.2 669285	AP
→					












	kw					! #		
FIAT - DUCATO Pritsche/Fahrgestell (230_) 03/94→04/02								
Zubehörsatz, Bremsbacken								
2.0 JTD	62	07/01→04/02	➡	10/01→ 03/02; Nutzlast [kg]: 1.400; nicht für Wohnmobile			03.0137-9285.2 669285	AP
2.5 D	62	03/94→04/02	➡	→ 10/01; Nutzlast [kg]: 1.800			03.0137-9219.2 669219	TRW
2.5 D 4x4	62	03/94→04/02	➡	→ 10/01; Nutzlast [kg]: 1.400			03.0137-9219.2 669219	TRW
2.5 TDI	80	03/94→04/02	➡	→ 10/01; Nutzlast [kg]: 1.400			03.0137-9219.2 669219	TRW
2.5 TDI 4x4	85	06/98→04/02	➡	11/01→ 03/02; Nutzlast [kg]: 1.400; nicht für Wohnmobile			03.0137-9285.2 669285	AP
2.8 D	64	02/98→04/02	➡					
2.8 JTD	94	11/00→04/02	➡					
2.8 JTD 4x4	94	10/01→04/02	➡					
2.8 TDI	90	12/98→04/02	➡					
2.5 TD	80 - 85	06/94→08/98	➡	Nutzlast [kg]: 1.800			03.0137-9219.2 669219	TRW
2.5 TD 4x4	85	11/94→04/98	➡	Nutzlast [kg]: 1.400			03.0137-9219.2 669219	TRW
2.8 iDTD 4x4	90	05/98→09/01	➡					
2.8 TD 4x4	64	05/98→11/01	➡	→ 09/01; Nutzlast [kg]: 1.400			03.0137-9219.2 669219	TRW
			➡	→ 09/01; Nutzlast [kg]: 1.800			03.0137-9219.2 669219	TRW
Bremstrommel								
1.9 D	50 - 51	03/94→04/02	➡	→ 03/02; Nutzlast [kg]: 1.000			24.0225-4002.1 480048	Ø 298 x 64,4 / 255,6
1.9 TD	60 - 66	03/94→04/02	➡					
1.9 TD CAT	59	08/94→04/02	➡					
1.9 TD	59	05/98→11/01	➡	Nutzlast [kg]: 1.000			24.0225-4002.1 480048	Ø 298 x 64,4 / 255,6
2.0	80	03/94→04/02	➡	→ 03/02; Nutzlast ab [kg] 1.000 Nutzlast bis [kg] 1.400			24.0225-4002.1 480048	Ø 298 x 64,4 / 255,6
			➡	→ 10/01; Nutzlast [kg]: 1.800			24.0225-4005.1 480070	Ø 298 x 64,5 / 255,6
2.0 JTD	62	07/01→04/02	➡	10/01→ 03/02; Nutzlast [kg]: 1.400			24.0225-4002.1 480048	Ø 298 x 64,4 / 255,6
2.5 D	62	03/94→04/02	➡	→ 03/02; Nutzlast [kg]: 1.400			24.0225-4002.1 480048	Ø 298 x 64,4 / 255,6
2.5 D 4x4	62	03/94→04/02	➡	→ 03/02; Nutzlast [kg]: 1.400			24.0225-4002.1 480048	Ø 298 x 64,4 / 255,6
2.5 TDI	80	03/94→04/02	➡	→ 10/01; Nutzlast [kg]: 1.800			24.0225-4005.1 480070	Ø 298 x 64,5 / 255,6
2.5 TDI 4x4	85	06/98→04/02	➡					
2.8 D	64	02/98→04/02	➡					
2.8 JTD	94	11/00→04/02	➡					
2.8 JTD 4x4	94	10/01→04/02	➡					
2.8 TDI	90	12/98→04/02	➡					
2.5 TD	80 - 85	06/94→08/98	➡	Nutzlast [kg]: 1.400			24.0225-4002.1 480048	Ø 298 x 64,4 / 255,6
2.5 TD 4x4	85	11/94→04/98	➡	Nutzlast [kg]: 1.800			24.0225-4005.1 480070	Ø 298 x 64,5 / 255,6
2.8 iDTD 4x4	90	05/98→09/01	➡					
2.8 TD 4x4	64	05/98→11/01	➡	→ 09/01; Nutzlast [kg]: 1.400			24.0225-4002.1 480048	Ø 298 x 64,4 / 255,6
			➡	→ 09/01; Nutzlast [kg]: 1.800			24.0225-4005.1 480070	Ø 298 x 64,5 / 255,6
Bremsbackensatz								
1.9 D	50 - 51	03/94→04/02	➡	→ 10/01; Nutzlast [kg]: 1.000; nicht für Wohnmobile			03.0137-0333.2 650333	TRW Ø 254 x 57 + HEB
1.9 TD	60 - 66	03/94→04/02	➡				03.0520-0925.3 690925	TRW Ø 254 x 57 + RZ / + Zub TopKit
1.9 TD CAT	59	08/94→04/02	➡	11/01→ 03/02; Nutzlast [kg]: 1.000; nicht für Wohnmobile			03.0137-0432.2 650432	AP Ø 254 x 57 + HEB
							03.0520-0326.3 690326	AP Ø 254 x 57 + RZ / + Zub TopKit
1.9 TD	59	05/98→11/01	➡	→ 10/01; Nutzlast [kg]: 1.000; nicht für Wohnmobile			03.0137-0333.2 650333	TRW Ø 254 x 57 + HEB
							03.0520-0925.3 690925	TRW Ø 254 x 57 + RZ / + Zub TopKit
			➡	11/01→; Nutzlast [kg]: 1.000; nicht für Wohnmobile			03.0137-0432.2 650432	AP Ø 254 x 57 + HEB
							03.0520-0326.3 690326	AP Ø 254 x 57 + RZ / + Zub TopKit
2.0	80	03/94→04/02	➡	→ 10/01; Nutzlast ab [kg] 1.000 Nutzlast bis [kg] 1.400; nicht für Wohnmobile			03.0137-0333.2 650333	TRW Ø 254 x 57 + HEB
							03.0520-0925.3 690925	TRW Ø 254 x 57 + RZ / + Zub TopKit
			➡	→ 10/01; Nutzlast [kg]: 1.800; nicht für Wohnmobile			03.0137-0334.2 650334	TRW Ø 254 x 57 + HEB
							03.0520-0728.3 690728	TRW Ø 254 x 57 + RZ / + Zub TopKit
			➡	11/01→ 03/02; Nutzlast ab [kg] 1.000 Nutzlast bis [kg] 1.400; nicht für Wohnmobile			03.0137-0432.2 650432	AP Ø 254 x 57 + HEB
							03.0520-0326.3 690326	AP Ø 254 x 57 + RZ / + Zub TopKit
2.0 JTD	62	07/01→04/02	➡	10/01→ 03/02; Nutzlast [kg]: 1.400; nicht für Wohnmobile			03.0137-0432.2 650432	AP Ø 254 x 57 + HEB
							03.0520-0326.3 690326	AP Ø 254 x 57 + RZ / + Zub TopKit
2.5 D	62	03/94→04/02	➡	→ 10/01; Nutzlast [kg]: 1.400; nicht für Wohnmobile			03.0137-0333.2 650333	TRW Ø 254 x 57 + HEB
2.5 D 4x4	62	03/94→04/02	➡	→ 10/01; Nutzlast [kg]: 1.400; nicht für Wohnmobile			03.0520-0925.3 690925	TRW Ø 254 x 57 + RZ / + Zub TopKit
→								














	kw				! #		
FIAT - DUCATO Pritsche/Fahrgestell (230_) 03/94→04/02							
Bremsbackensatz							
2.5 D 2.5 D 4x4	62	03/94→04/02	➔	→ 10/01; Nutzlast [kg]: 1.800; nicht für Wohnmobile		03.0137-0334.2 650334 03.0520-0728.3 690728	TRW Ø 254 x 57 + HEB TRW Ø 254 x 57 + RZ / + Zub TopKit
	62	03/94→04/02	➔	11/01→ 03/02; Nutzlast [kg]: 1.400; nicht für Wohnmobile		03.0137-0432.2 650432 03.0520-0326.3 690326	AP Ø 254 x 57 + HEB AP Ø 254 x 57 + RZ / + Zub TopKit
2.5 TD 2.5 TD 4x4 2.8 iDTD 4x4	80 - 85	06/94→08/98	➔	Nutzlast [kg]: 1.400; nicht für Wohnmobile		03.0137-0333.2 650333 03.0520-0226.3 690226	TRW Ø 254 x 57 + HEB TRW Ø 254 x 57 + RZ / + Zub TopKit
	85 90	11/94→04/98 05/98→09/01	➔	Nutzlast [kg]: 1.800; nicht für Wohnmobile		03.0137-0334.2 650334 03.0520-0728.3 690728	TRW Ø 254 x 57 + HEB TRW Ø 254 x 57 + RZ / + Zub TopKit
2.5 TDI 2.5 TDI 4x4 2.8 D 2.8 JTD 2.8 JTD 4x4 2.8 TDI	80	03/94→04/02	➔	→ 10/01; Nutzlast [kg]: 1.400; nicht für Wohnmobile		03.0137-0333.2 650333 03.0520-0226.3 690226	TRW Ø 254 x 57 + HEB TRW Ø 254 x 57 + RZ / + Zub TopKit
	85 64	06/98→04/02 02/98→04/02	➔	→ 10/01; Nutzlast [kg]: 1.800; nicht für Wohnmobile		03.0137-0334.2 650334 03.0520-0728.3 690728	TRW Ø 254 x 57 + HEB TRW Ø 254 x 57 + RZ / + Zub TopKit
	94 90	11/00→04/02 10/01→04/02 12/98→04/02	➔	11/01→ 03/02; Nutzlast [kg]: 1.400; nicht für Wohnmobile		03.0137-0432.2 650432 03.0520-0326.3 690326	AP Ø 254 x 57 + HEB AP Ø 254 x 57 + RZ / + Zub TopKit
2.8 TD 4x4	64	05/98→11/01	➔	→ 09/01; Nutzlast [kg]: 1.400; nicht für Wohnmobile		03.0137-0333.2 650333 03.0520-0226.3 690226	TRW Ø 254 x 57 + HEB TRW Ø 254 x 57 + RZ / + Zub TopKit
			➔	→ 09/01; Nutzlast [kg]: 1.800; nicht für Wohnmobile		03.0137-0334.2 650334 03.0520-0728.3 690728	TRW Ø 254 x 57 + HEB TRW Ø 254 x 57 + RZ / + Zub TopKit
Bremsbackensatz, Feststellbremse							
2.0 2.5 D 2.5 D 4x4 2.5 TDI 2.5 TDI 4x4 2.8 D 2.8 JTD 2.8 JTD 4x4 2.8 TDI	80	03/94→04/02	➔	11/01→ 03/02; Nutzlast [kg]: 1.800; mit Verstärkung		03.0137-4002.2 654002	Ø 172 x 42 + Zub
	62	03/94→04/02					
	62	03/94→04/02					
	80	03/94→04/02					
	85	06/98→04/02					
	64	02/98→04/02					
	94	11/00→04/02					
2.0 JTD	62	07/01→04/02	➔	10/01→ 03/02; Nutzlast [kg]: 1.800; mit Verstärkung		03.0137-4002.2 654002	Ø 172 x 42 + Zub
Zubehörsatz, Feststellbremsbacken							
2.0 2.5 D 2.5 D 4x4 2.5 TDI 4x4 2.8 D 2.8 JTD 2.8 JTD 4x4 2.8 TDI	80	03/94→04/02		11/01→ 03/02; Nutzlast [kg]: 1.800		03.0137-9705.2 669705 03.0137-9706.2 669706	
	62	03/94→04/02					
	62	03/94→04/02					
	85	06/98→04/02					
	64	02/98→04/02					
	94	11/00→04/02					
	90	12/98→04/02					
2.0 JTD	62	07/01→04/02		10/01→ 03/02; Nutzlast [kg]: 1.800		03.0137-9705.2 669705 03.0137-9706.2 669706	
2.5 TD 2.5 TD 4x4	80 - 85	06/94→08/98		Nutzlast [kg]: 1.800		03.0137-9705.2 669705 03.0137-9706.2 669706	
	85	11/94→04/98					
2.5 TDI	80	03/94→04/02		11/01→ 03/02; Nutzlast [kg]: 1.800		03.0137-9705.2 669705 03.0137-9706.2 669706	
				Nutzlast [kg]: 1.800		03.0137-9706.2 669706	
Seilzug, Feststellbremse							
1.9 D 1.9 TD 1.9 TD CAT	50 - 51	03/94→04/02		→ 03/02; Nutzlast [kg]: 1.000; Scheibenbremse; 	1	24.3727-0300.2 580300	L= 1.078
	60 - 66	03/94→04/02		→ 09/99; Nutzlast [kg]: 1.000; Trommelbremse; 	1	24.3727-0300.2 580300	L= 1.078
	59	08/94→04/02		10/99→ 10/01; Nutzlast [kg]: 1.000; Trommelbremse; 	1	24.3727-0300.2 580300	L= 1.078
				11/01→ 03/02; Nutzlast [kg]: 1.000; Trommelbremse; 	1	24.3727-0300.2 580300	L= 1.078
				→ 03/02; Nutzlast [kg]: 1.000; Scheibenbremse; 	1	24.3727-0340.2 580340	L= 3.025
				11/01→ 03/02; Nutzlast [kg]: 1.000; Trommelbremse; 	1	24.3727-0343.2 580343	L= 2.827
➔							
















	kw			 	! #		
FIAT - DUCATO Pritsche/Fahrgestell (230_) 03/94→04/02							
Seilzug, Feststellbremse							
1.9 D	50 - 51	03/94→04/02		10/99→ 10/01; Nutzlast [kg]: 1.000; Trommelbremse; 	1	24.3727-0344.2 580344	L= 2.806
1.9 TD	60 - 66	03/94→04/02		→ 09/99; Nutzlast [kg]: 1.000; Trommelbremse; 	1	24.3727-0345.2 580345	L= 3.045
1.9 TD CAT	59	08/94→04/02					
1.9 TD	59	05/98→11/01		Nutzlast [kg]: 1.000; Scheibenbremse; 	1	24.3727-0300.2 580300	L= 1.078
				→ 09/99; Nutzlast [kg]: 1.000; Trommelbremse; 	1	24.3727-0300.2 580300	L= 1.078
				11/01→; Nutzlast [kg]: 1.000; Trommelbremse; 	1	24.3727-0300.2 580300	L= 1.078
				10/99→ 10/01; Nutzlast [kg]: 1.000; Trommelbremse; 	1	24.3727-0300.2 580300	L= 1.078
				Nutzlast [kg]: 1.000; Scheibenbremse; 	1	24.3727-0340.2 580340	L= 3.025
				11/01→; Nutzlast [kg]: 1.000; Trommelbremse; 	1	24.3727-0343.2 580343	L= 2.827
				10/99→ 10/01; Nutzlast [kg]: 1.000; Trommelbremse; 	1	24.3727-0344.2 580344	L= 2.806
				→ 09/99; Nutzlast [kg]: 1.000; Trommelbremse; 	1	24.3727-0345.2 580345	L= 3.045
2.0	80	03/94→04/02		11/01→ 03/02; Nutzlast ab [kg] 1.000 Nutzlast bis [kg] 1.800; Trommelbremse; 	1	24.3727-0300.2 580300	L= 1.078
				10/99→ 10/01; Nutzlast ab [kg] 1.000 Nutzlast bis [kg] 1.800; Trommelbremse; 	1	24.3727-0300.2 580300	L= 1.078
				→ 03/02; Nutzlast ab [kg] 1.000 Nutzlast bis [kg] 1.800; Scheibenbremse; 	1	24.3727-0300.2 580300	L= 1.078
				→ 09/99; Nutzlast ab [kg] 1.000 Nutzlast bis [kg] 1.800; Trommelbremse; 	1	24.3727-0300.2 580300	L= 1.078
				→ 03/02; Nutzlast ab [kg] 1.000 Nutzlast bis [kg] 1.800; Scheibenbremse; 	1	24.3727-0340.2 580340	L= 3.025
				11/01→ 03/02; Nutzlast ab [kg] 1.000 Nutzlast bis [kg] 1.800; Trommelbremse; 	1	24.3727-0343.2 580343	L= 2.827
				10/99→ 10/01; Nutzlast ab [kg] 1.000 Nutzlast bis [kg] 1.800; Trommelbremse; 	1	24.3727-0344.2 580344	L= 2.806
				→ 09/99; Nutzlast ab [kg] 1.000 Nutzlast bis [kg] 1.800; Trommelbremse; 	1	24.3727-0345.2 580345	L= 3.045
2.0 JTD	62	07/01→04/02		10/01→ 03/02; Nutzlast ab [kg] 1.400 Nutzlast bis [kg] 1.800; Trommelbremse; 	1	24.3727-0300.2 580300	L= 1.078
				10/01→ 03/02; Nutzlast ab [kg] 1.400 Nutzlast bis [kg] 1.800; Scheibenbremse; 	1	24.3727-0300.2 580300	L= 1.078
				10/01→ 03/02; Nutzlast ab [kg] 1.400 Nutzlast bis [kg] 1.800; Scheibenbremse; 	1	24.3727-0340.2 580340	L= 3.025
				10/01→ 03/02; Nutzlast ab [kg] 1.400 Nutzlast bis [kg] 1.800; Trommelbremse; 	1	24.3727-0343.2 580343	L= 2.827
2.5 D	62	03/94→04/02		11/01→ 03/02; Nutzlast ab [kg] 1.400 Nutzlast bis [kg] 1.800; Trommelbremse; 	1	24.3727-0300.2 580300	L= 1.078
2.5 D 4x4	62	03/94→04/02					
2.5 TDI	80	03/94→04/02					
2.5 TDI 4x4	85	06/98→04/02					
2.8 D	64	02/98→04/02		10/99→ 10/01; Nutzlast ab [kg] 1.400 Nutzlast bis [kg] 1.800; Trommelbremse; 	1	24.3727-0300.2 580300	L= 1.078
2.8 TDI	90	12/98→04/02					
				→ 03/02; Nutzlast ab [kg] 1.400 Nutzlast bis [kg] 1.800; Scheibenbremse; 	1	24.3727-0300.2 580300	L= 1.078
				→ 09/99; Nutzlast ab [kg] 1.400 Nutzlast bis [kg] 1.800; Trommelbremse; 	1	24.3727-0300.2 580300	L= 1.078
				→ 03/02; Nutzlast ab [kg] 1.400 Nutzlast bis [kg] 1.800; Scheibenbremse; 	1	24.3727-0340.2 580340	L= 3.025
				11/01→ 03/02; Nutzlast ab [kg] 1.400 Nutzlast bis [kg] 1.800; Trommelbremse; 	1	24.3727-0343.2 580343	L= 2.827
				10/99→ 10/01; Nutzlast ab [kg] 1.400 Nutzlast bis [kg] 1.800; Trommelbremse; 	1	24.3727-0344.2 580344	L= 2.806
				→ 09/99; Nutzlast ab [kg] 1.400 Nutzlast bis [kg] 1.800; Trommelbremse; 	1	24.3727-0345.2 580345	L= 3.045
2.5 TD	80 - 85	06/94→08/98		Nutzlast ab [kg] 1.400 Nutzlast bis [kg] 1.800; Scheibenbremse; 	1	24.3727-0300.2 580300	L= 1.078
2.5 TD 4x4	85	11/94→04/98					
→							











	kW					! #		
FIAT - DUCATO Pritsche/Fahrgestell (230_) 03/94→04/02								
Seilzug, Feststellbremse								
2.5 TD	80 - 85	06/94→08/98		Nutzlast ab [kg] 1.400 Nutzlast bis [kg] 1.800; Trommelbremse; 	1	24.3727-0300.2	580300	L= 1.078
2.5 TD 4x4	85	11/94→04/98		Nutzlast ab [kg] 1.400 Nutzlast bis [kg] 1.800; Scheibenbremse; 	1	24.3727-0340.2	580340	L= 3.025
				Nutzlast ab [kg] 1.400 Nutzlast bis [kg] 1.800; Trommelbremse; 	1	24.3727-0345.2	580345	L= 3.045
2.8 iDTD 4x4	90	05/98→09/01		10/99→; Nutzlast ab [kg] 1.400 Nutzlast bis [kg] 1.800; Trommelbremse; 	1	24.3727-0300.2	580300	L= 1.078
				→ 09/99; Nutzlast ab [kg] 1.400 Nutzlast bis [kg] 1.800; Trommelbremse; 	1	24.3727-0300.2	580300	L= 1.078
				Nutzlast ab [kg] 1.400 Nutzlast bis [kg] 1.800; Scheibenbremse; 	1	24.3727-0300.2	580300	L= 1.078
				Nutzlast ab [kg] 1.400 Nutzlast bis [kg] 1.800; Scheibenbremse; 	1	24.3727-0340.2	580340	L= 3.025
				10/99→; Nutzlast ab [kg] 1.400 Nutzlast bis [kg] 1.800; Trommelbremse; 	1	24.3727-0344.2	580344	L= 2.806
				→ 09/99; Nutzlast ab [kg] 1.400 Nutzlast bis [kg] 1.800; Trommelbremse; 	1	24.3727-0345.2	580345	L= 3.045
2.8 JTD	94	11/00→04/02		11/01→ 03/02; Nutzlast ab [kg] 1.400 Nutzlast bis [kg] 1.800; Trommelbremse; 	1	24.3727-0300.2	580300	L= 1.078
2.8 JTD 4x4	94	10/01→04/02		→ 10/01; Nutzlast ab [kg] 1.400 Nutzlast bis [kg] 1.800; Trommelbremse; 	1	24.3727-0300.2	580300	L= 1.078
				→ 03/02; Nutzlast ab [kg] 1.400 Nutzlast bis [kg] 1.800; Scheibenbremse; 	1	24.3727-0300.2	580300	L= 1.078
				→ 03/02; Nutzlast ab [kg] 1.400 Nutzlast bis [kg] 1.800; Scheibenbremse; 	1	24.3727-0340.2	580340	L= 3.025
				11/01→ 03/02; Nutzlast ab [kg] 1.400 Nutzlast bis [kg] 1.800; Trommelbremse; 	1	24.3727-0343.2	580343	L= 2.827
				→ 10/01; Nutzlast ab [kg] 1.400 Nutzlast bis [kg] 1.800; Trommelbremse; 	1	24.3727-0344.2	580344	L= 2.806
2.8 TD 4x4	64	05/98→11/01		10/99→ 10/01; Nutzlast ab [kg] 1.400 Nutzlast bis [kg] 1.800; Trommelbremse; 	1	24.3727-0300.2	580300	L= 1.078
				→ 09/01; Nutzlast ab [kg] 1.400 Nutzlast bis [kg] 1.800; Scheibenbremse; 	1	24.3727-0300.2	580300	L= 1.078
				→ 09/99; Nutzlast ab [kg] 1.400 Nutzlast bis [kg] 1.800; Trommelbremse; 	1	24.3727-0300.2	580300	L= 1.078
				→ 09/01; Nutzlast ab [kg] 1.400 Nutzlast bis [kg] 1.800; Scheibenbremse; 	1	24.3727-0340.2	580340	L= 3.025
				10/99→ 10/01; Nutzlast ab [kg] 1.400 Nutzlast bis [kg] 1.800; Trommelbremse; 	1	24.3727-0344.2	580344	L= 2.806
				→ 09/99; Nutzlast ab [kg] 1.400 Nutzlast bis [kg] 1.800; Trommelbremse; 	1	24.3727-0345.2	580345	L= 3.045
FIAT - DUCATO Pritsche/Fahrgestell (244_) 04/02→								
Radbremszylinder								
2.0	81	04/02→07/06	➡	Nutzlast ab [kg] 1.100 Nutzlast bis [kg] 1.500		24.3226-1702.3	020469	GG
2.0 JTD	62	04/02→07/06						
2.3 JTD	81	04/02→07/06						
2.8 JTD	90 - 94	04/02→07/06						
2.8 JTD 4x4	94	10/02→07/06						
2.8 JTD Power	107	05/04→07/06						
Zubehörsatz, Bremsbacken								
2.0	81	04/02→07/06	➡	Nutzlast ab [kg] 1.100 Nutzlast bis [kg] 1.500; nicht für Wohnmobile		03.0137-9285.2	669285	AP
2.0 JTD	62	04/02→07/06						
2.3 JTD	81	04/02→07/06						
2.8 JTD	90 - 94	04/02→07/06						
2.8 JTD 4x4	94	10/02→07/06						
2.8 JTD Power	107	05/04→07/06						
Bremstrommel								
2.0	81	04/02→07/06	➡	Nutzlast ab [kg] 1.100 Nutzlast bis [kg] 1.500		24.0225-4002.1	480048	Ø 298 x 64,4 / 255,6
2.0 JTD	62	04/02→07/06						
2.3 JTD	81	04/02→07/06						
2.8 JTD	90 - 94	04/02→07/06						
2.8 JTD 4x4	94	10/02→07/06						
2.8 JTD Power	107	05/04→07/06						
➔								













	kW					! #		
FIAT - DUCATO Pritsche/Fahrgestell (244_) 04/02→								
 Bremsbackensatz								
2.0	81	04/02→07/06	➔	Nutzlast ab [kg] 1.100 Nutzlast bis [kg]		03.0137-0432.2	650432	AP Ø 254 x 57 + HEB
2.0 JTD	62	04/02→07/06		1.500; nicht für Wohnmobile		03.0520-0326.3	690326	AP Ø 254 x 57 + RZ / + Zub TopKit
2.3 JTD	81	04/02→07/06						
2.8 JTD	90 -	04/02→07/06						
	94							
2.8 JTD 4x4	94	10/02→07/06						
2.8 JTD Power	107	05/04→07/06						
 Bremsbackensatz, Feststellbremse								
2.0	81	04/02→07/06	➔	Nutzlast ab [kg] 1.100 Nutzlast bis [kg]		03.0137-4002.2	654002	Ø 172 x 42 + Zub
2.0 JTD	62	04/02→07/06		1.800; mit Verstärkung				
2.3 JTD	81	04/02→07/06						
2.8 JTD	90 -	04/02→07/06						
	94							
2.8 JTD 4x4	94	10/02→07/06						
2.8 JTD Power	107	05/04→07/06						
Zubehörsatz, Feststellbremsbacken								
2.0	81	04/02→07/06		Nutzlast ab [kg] 1.100 Nutzlast bis [kg]		03.0137-9705.2	669705	
2.0 JTD	62	04/02→07/06		1.800		03.0137-9706.2	669706	
2.3 JTD	81	04/02→07/06						
2.8 JTD	90 -	04/02→07/06						
	94							
2.8 JTD 4x4	94	10/02→07/06						
2.8 JTD Power	107	05/04→07/06						
 Seilzug, Feststellbremse								
2.0	81	04/02→07/06		Nutzlast ab [kg] 1.100 Nutzlast bis [kg]	1	24.3727-0300.2	580300	L= 1.078
2.0 JTD	62	04/02→07/06		1.800; Scheiben/Trommel; ⬆				
2.3 JTD	81	04/02→07/06		Nutzlast ab [kg] 1.100 Nutzlast bis [kg]	1	24.3727-0343.2	580343	L= 2.827
2.8 JTD	90 -	04/02→07/06		1.800; Trommelbremse; ⬇				
	94							
2.8 JTD Power	107	05/04→07/06						
2.8 JTD 4x4	94	10/02→07/06		Nutzlast ab [kg] 1.100 Nutzlast bis [kg]	1	24.3727-0343.2	580343	L= 2.827
				1.800; Trommelbremse; ⬇				
				Nutzlast ab [kg] 1.100 Nutzlast bis [kg]	1	24.3727-0562.2	580562	L= 1.059
				1.800; Scheiben/Trommel; ⬆				
FIAT - DUCATO Pritsche/Fahrgestell (250_) 07/06→								
 Bremsbackensatz, Feststellbremse								
2 D	74 -	07/06→	➔			03.0137-4004.2	654004	Ø 172 x 42 + Zub
	132							
100 Multijet 2	74	07/06→						
3 D	82 -	07/06→						
	130							
110 Multijet 2	82 -	08/06→						
	83							
0 D	85 -	07/06→						
	130							
115 Multijet 2	85	06/11→						
120 Multijet 2	88	07/06→						
3 D 4x4	88	03/10→						
130 Multijet 2	96	07/06→						
140 Multijet 2	103	05/19→						
140 Natural Power	100	04/09→						
150 Multijet 2	109 -	06/11→						
	110							
150 Multijet 3	107	04/10→						
160 Multijet 2	118	05/19→						
160 Multijet 3	115 -	07/06→						
	116							
180 Multijet 2	130 -	12/15→						
	132							
180 Multijet 3	130	06/11→						
E-Ducato	90	02/21→						
Zubehörsatz, Feststellbremsbacken								
2 D	74 -	07/06→	➔			03.0137-9705.2	669705	
	132					03.0137-9707.2	669707	
100 Multijet 2	74	07/06→						
3 D	82 -	07/06→						
	130							
110 Multijet 2	82 -	08/06→						
	83							
0 D	85 -	07/06→						
	130							
115 Multijet 2	85	06/11→						
120 Multijet 2	88	07/06→						
3 D 4x4	88	03/10→						
130 Multijet 2	96	07/06→						
➔								













	kw			 	! #		
FIAT - DUCATO Pritsche/Fahrgestell (250_) 07/06→							
Zubehörsatz, Feststellbremsbacken							
140 Multijet 2	103	05/19→	➔			03.0137-9705.2	669705
140 Natural Power	100	04/09→				03.0137-9707.2	669707
150 Multijet 2	109 - 110	06/11→					
150 Multijet 3	107	04/10→					
160 Multijet 2	118	05/19→					
160 Multijet 3	115 - 116	07/06→					
180 Multijet 2	130 - 132	12/15→					
180 Multijet 3	130	06/11→					
E-Ducato	90	02/21→					
FIAT - FIORINO Großraumlimousine (225_) 01/07→							
 Radbremszylinder							
1.4	54 - 57	11/07→	➔		2	24.3220-1728.3	020509 ALU
1.4 CNG	51 - 57	06/08→					
JTD Multijet	55 - 70	11/07→					
Zubehörsatz, Bremsbacken							
1.4	57	07/14→	➔			03.0137-9309.2	669309 AP
1.4 CNG	51 - 57	06/08→					
JTD Multijet	55 - 70	11/07→					
1.4	54	11/07→	➔	für Fahrzeuge mit verstärkter Bremse		03.0137-9309.2	669309 AP
			➔	nicht für Fahrzeuge mit verstärkter Bremse		03.0137-9310.2	669310 AP
 Bremstrommel							
1.4	57	07/14→	➔			24.0222-8018.1	480078 Ø 268 x 48 / 230
1.4 CNG	51 - 57	06/08→					
JTD Multijet	55 - 70	11/07→					
1.4	54	11/07→	➔	nicht für Fahrzeuge mit verstärkter Bremse		24.0220-3007.1	480064 Ø 249,5 x 48,5 / 204,7
			➔	für Fahrzeuge mit verstärkter Bremse		24.0222-8018.1	480078 Ø 268 x 48 / 230
 Bremsbackensatz							
1.4	57	07/14→	➔			03.0137-0493.2	650493 AP Ø 228 x 42 + HEB
1.4 CNG	51 - 57	06/08→				03.0521-0120.3	690120 AP Ø 228 x 42 + RZ / + Zub TopKit
JTD Multijet	55 - 70	11/07→					
1.4	54	11/07→	➔	für Fahrzeuge mit verstärkter Bremse		03.0137-0457.2	650457 AP Ø 228 x 42 + HEB
						03.0521-0120.3	690120 AP Ø 228 x 42 + RZ / + Zub TopKit
			➔	nicht für Fahrzeuge mit verstärkter Bremse		03.0137-0479.2	650479 AP Ø 203 x 38 + HEB
						03.0520-9220.3	699220 AP Ø 203 x 38 + RZ / + Zub TopKit
FIAT - FIORINO Kasten/Großraumlimousine (146_) 01/88→							
 Radbremszylinder							
1.7 TD	46	11/96→05/00	➔			24.3220-1704.3	020097 GG
60 1.7 D	44	05/88→05/00	➔	09/88→ 08/93		24.3219-1103.3	020408 GG
			➔	09/93→		24.3220-1704.3	020097 GG
65 1.7 TD	46	01/97→05/01	➔	→ 03/01		24.3220-1704.3	020097 GG
70 i.e. 1.4	49	05/94→05/01					
75 i.e. 1.6	55	10/93→05/01					
Zubehörsatz, Bremsbacken							
1.7 TD	46	11/96→05/00	➔			03.0137-9081.2	669081
60 1.7 D	44	05/88→05/00	➔	09/88→ 08/93		03.0137-9021.2	669021 Fiat
			➔	09/93→		03.0137-9081.2	669081
65 1.7 TD	46	01/97→05/01	➔	→ 03/01		03.0137-9081.2	669081
70 i.e. 1.4	49	05/94→05/01					
75 i.e. 1.6	55	10/93→05/01					















	kw					! #		
FIAT - FIORINO Kasten/Großraumlimousine (146_) 01/88→								
 Bremstrommel								
1.7 TD	46	11/96→05/00	➔				24.0222-8018.1 480078	Ø 268 x 48 / 230
60 1.7 D	44	05/88→05/00	➔	09/88→ 08/93			24.0218-5001.1 480012	Ø 219 x 37 / 186,8
			➔	09/93→			24.0222-8018.1 480078	Ø 268 x 48 / 230
65 1.7 TD 70 i.e. 1.4 75 i.e. 1.6	46 49 55	01/97→05/01 05/94→05/01 10/93→05/01	➔	→ 03/01			24.0222-8018.1 480078	Ø 268 x 48 / 230
 Bremsbackensatz								
1.7 TD	46	11/96→05/00	➔				03.0137-0208.2 650208	Ø 228 x 42 + HEB
60 1.7 D	44	05/88→05/00	➔	09/88→ 08/93			03.0137-0015.2 650015	Fiat Ø 185 x 31
			➔	09/93→			03.0137-0208.2 650208	Ø 228 x 42 + HEB
65 1.7 TD 70 i.e. 1.4 75 i.e. 1.6	46 49 55	01/97→05/01 05/94→05/01 10/93→05/01	➔	→ 03/01			03.0137-0208.2 650208	Ø 228 x 42 + HEB
 Seilzug, Feststellbremse								
1.7 TD	46	11/96→05/00		Trommelbremse; ↓	1	24.3727-0541.2 580541	L= 3.105	
60 1.7 D	44	05/88→05/00		09/93→; Trommelbremse; ↓	1	24.3727-0541.2 580541	L= 3.105	
65 1.7 TD 70 i.e. 1.4 75 i.e. 1.6	46 49 55	01/97→05/01 05/94→05/01 10/93→05/01		→ 03/01; Trommelbremse; ↓	1	24.3727-0541.2 580541	L= 3.105	
FIAT - FIORINO Kasten/Großraumlimousine (225_) 01/07→								
 Radbremszylinder								
1.3 D Multijet	55 - 59	11/07→	➔				24.3220-1728.3 020509	ALU
1.4 1.4 Natural Power Ecargo	57 51 24	10/09→ 06/08→ 01/10→12/12						
1.3 D Multijet	70	07/09→	➔	07/10→			24.3220-1728.3 020509	ALU
1.4	54	11/07→	➔	09/08→			24.3220-1728.3 020509	ALU
1.4 Natural Power	57	06/08→	➔	10/09→			24.3220-1728.3 020509	ALU
Zubehörsatz, Bremsbacken								
1.3 D Multijet	55 - 59	11/07→	➔				03.0137-9309.2 669309	AP
1.4 1.4 Natural Power Ecargo	57 51 24	10/09→ 06/08→ 01/10→12/12						
1.3 D Multijet	70	07/09→	➔	07/10→			03.0137-9309.2 669309	AP
1.4	54	11/07→	➔	09/08→; für Fahrzeuge mit verstärkter Bremse			03.0137-9309.2 669309	AP
			➔	09/08→; nicht für Fahrzeuge mit verstärkter Bremse			03.0137-9310.2 669310	AP
1.4 Natural Power	57	06/08→	➔	10/09→			03.0137-9309.2 669309	AP
 Bremstrommel								
1.3 D Multijet	55 - 59	11/07→	➔				24.0222-8018.1 480078	Ø 268 x 48 / 230
1.4 1.4 Natural Power Ecargo	57 51 24	10/09→ 06/08→ 01/10→12/12						
1.3 D Multijet	70	07/09→	➔	07/10→			24.0222-8018.1 480078	Ø 268 x 48 / 230
1.4	54	11/07→	➔	09/08→; nicht für Fahrzeuge mit verstärkter Bremse			24.0220-3007.1 480064	Ø 249,5 x 48,5 / 204,7
			➔	09/08→; für Fahrzeuge mit verstärkter Bremse			24.0222-8018.1 480078	Ø 268 x 48 / 230
1.4 Natural Power	57	06/08→	➔	10/09→			24.0222-8018.1 480078	Ø 268 x 48 / 230
 Bremsbackensatz								
1.3 D Multijet	55 - 59	11/07→	➔				03.0137-0493.2 650493	AP Ø 228 x 42 + HEB
1.4 1.4 Natural Power Ecargo	57 51 24	10/09→ 06/08→ 01/10→12/12					03.0521-0120.3 690120	AP Ø 228 x 42 + RZ / + Zub TopKit
1.3 D Multijet →	70	07/09→	➔	07/10→			03.0137-0493.2 650493	AP Ø 228 x 42 + HEB












	kw					! #		
FIAT - FIORINO Kasten/Großraumlimousine (225_) 01/07→								
 Bremsbackensatz								
1.3 D Multijet	70	07/09→	➡	07/10→			03.0521-0120.3 690120	AP Ø 228 x 42 + RZ / + Zub TopKit
1.4	54	11/07→	➡	09/08→; für Fahrzeuge mit verstärkter Bremse			03.0137-0457.2 650457 03.0521-0120.3 690120	AP Ø 228 x 42 + HEB AP Ø 228 x 42 + RZ / + Zub TopKit
				09/08→; nicht für Fahrzeuge mit verstärkter Bremse			03.0137-0479.2 650479 03.0520-9220.3 699220	AP Ø 203 x 38 + HEB AP Ø 203 x 38 + RZ / + Zub TopKit
1.4 Natural Power	57	06/08→	➡	10/09→			03.0137-0493.2 650493 03.0521-0120.3 690120	AP Ø 228 x 42 + HEB AP Ø 228 x 42 + RZ / + Zub TopKit
FIAT - FIORINO Pick up (146_) 01/88→05/01								
 Radbremszylinder								
1.4 1.6 1.7 TD	49 55 46	05/94→05/01 01/94→05/01 01/97→05/01	➡	→ 03/01	2		24.3220-1704.3 020097	GG
1.7 D	42	10/93→10/99	➡		2		24.3220-1704.3 020097	GG
1.7 D	44	05/88→10/99	➡	09/93→	2		24.3220-1704.3 020097	GG
Zubehörsatz, Bremsbacken								
1.4 1.6 1.7 TD	49 55 46	05/94→05/01 01/94→05/01 01/97→05/01	➡	→ 03/01			03.0137-9081.2 669081	
1.7 D	42	10/93→10/99	➡				03.0137-9081.2 669081	
1.7 D	44	05/88→10/99	➡	09/93→			03.0137-9081.2 669081	
 Bremstrommel								
1.4 1.6 1.7 TD	49 55 46	05/94→05/01 01/94→05/01 01/97→05/01	➡	→ 03/01			24.0222-8018.1 480078	Ø 268 x 48 / 230
1.7 D	42	10/93→10/99	➡				24.0222-8018.1 480078	Ø 268 x 48 / 230
1.7 D	44	05/88→10/99	➡	09/93→			24.0222-8018.1 480078	Ø 268 x 48 / 230
 Bremsbackensatz								
1.4 1.6 1.7 TD	49 55 46	05/94→05/01 01/94→05/01 01/97→05/01	➡	→ 03/01			03.0137-0208.2 650208	Ø 228 x 42 + HEB
1.7 D	42	10/93→10/99	➡				03.0137-0208.2 650208	Ø 228 x 42 + HEB
1.7 D	44	05/88→10/99	➡	09/93→			03.0137-0208.2 650208	Ø 228 x 42 + HEB
 Seilzug, Feststellbremse								
1.4 1.6 1.7 TD	49 55 46	05/94→05/01 01/94→05/01 01/97→05/01		→ 03/01; Trommelbremse; ⚠	1		24.3727-0541.2 580541	L= 3.105
1.7 D	42	10/93→10/99		Trommelbremse; ⚠	1		24.3727-0541.2 580541	L= 3.105
1.7 D	44	05/88→10/99		09/93→; Trommelbremse; ⚠	1		24.3727-0541.2 580541	L= 3.105
FIAT - FULLBACK Pick-up (502_, 503_) 01/16→								
 Radbremszylinder								
2.4 D 4x4	110 - 133	04/16→	➡	- ABS	2		24.3222-1736.3 020562	ALU
2.5 D 4x4	100	04/16→	➡	+ ABS	2		24.3222-1737.3 020563	ALU
Zubehörsatz, Bremsbacken								
2.4 D 4x4	110 - 133	04/16→	➡				03.0137-9346.2 669346	
2.5 D 4x4	100	04/16→						
 Bremsbackensatz								
2.4 D 4x4	110 - 133	04/16→	➡				03.0137-0518.2 650518	Ø 295 x 51 - HEB
2.5 D 4x4	100	04/16→						
FIAT - GRANDE PUNTO (199_) 06/05→								
 Radbremszylinder								
1.2 →	48 - 51	10/05→	➡	→ 01/11	2		24.3220-1728.3 020509	ALU













	kw			 	! #		
FIAT - GRANDE PUNTO (199_) 06/05→							
 Radbremszylinder							
1.3 D Multijet	51 - 62	07/08→	➡	→ 01/11	2	24.3220-1728.3	020509 ALU
1.4	57	06/05→12/15					
1.4 16V	70 - 112	10/05→07/12					
1.4 LPG	57	12/08→					
1.4 Natural Power	57	07/08→					
1.2 LPG	51	06/08→12/12	➡	09/10→ 01/11	2	24.3220-1728.3	020509 ALU
1.3 D Multijet	55	10/05→	➡	04/08→ 01/11	2	24.3220-1728.3	020509 ALU
1.3 D Multijet	56	06/09→07/14	➡	10/09→	2	24.3220-1728.3	020509 ALU
			➡	→ 01/11	2	24.3220-1728.3	020509 ALU
1.3 D Multijet	66	10/05→12/10	➡		2	24.3220-1728.3	020509 ALU
1.4	55	10/05→07/07					
1.4 16V	66	06/09→07/14					
Zubehörsatz, Bremsbacken							
1.2	48	10/05→	➡	→ 01/11		03.0137-9310.2	669310 AP
1.2	50 - 51	06/09→	➡	→ 01/11		03.0137-9309.2	669309 AP
1.3 D Multijet	51 - 62	07/08→					
1.4	57	06/05→12/15					
1.4 16V	70 - 112	10/05→07/12					
1.4 LPG	57	12/08→					
1.4 Natural Power	57	07/08→					
1.2 LPG	51	06/08→12/12	➡	09/10→ 01/11		03.0137-9309.2	669309 AP
1.3 D Multijet	55	10/05→	➡	04/08→ 01/11		03.0137-9309.2	669309 AP
1.3 D Multijet	56	06/09→07/14	➡	→ 01/11		03.0137-9309.2	669309 AP
			➡	10/09→		03.0137-9309.2	669309 AP
1.3 D Multijet	66	10/05→12/10	➡			03.0137-9309.2	669309 AP
1.4	55	10/05→07/07					
1.4 16V	66	06/09→07/14					
 Bremstrommel							
1.2	48	10/05→	➡	→ 01/11		24.0220-3035.1	480300 Ø 249,5 x 45 / 204,7
1.2	50 - 51	06/09→	➡			24.0220-3035.1	480300 Ø 249,5 x 45 / 204,7
1.2 LPG	51	06/08→12/12					
1.3 D Multijet	51	07/08→	➡	→ 01/11		24.0222-8037.1	480302 Ø 269 x 48 / 230
1.4 16V	70 - 112	10/05→07/12					
1.4 LPG	57	12/08→					
1.4 Natural Power	57	07/08→					
1.3 D Multijet	55	10/05→	➡	04/08→ 01/11		24.0222-8037.1	480302 Ø 269 x 48 / 230
1.3 D Multijet	56	06/09→07/14	➡	→ 01/11		24.0222-8037.1	480302 Ø 269 x 48 / 230
			➡	10/09→		24.0222-8037.1	480302 Ø 269 x 48 / 230
1.3 D Multijet	62	04/10→	➡	09/10→ 01/11; für Stahlfelgen		24.0222-8037.1	480302 Ø 269 x 48 / 230
1.3 D Multijet	66	10/05→12/10	➡			24.0222-8037.1	480302 Ø 269 x 48 / 230
1.4	55	10/05→07/07					
1.4 16V	66	06/09→07/14					
1.4	57	06/05→12/15	➡	09/10→ 01/11; für Stahlfelgen		24.0222-8037.1	480302 Ø 269 x 48 / 230
			➡	→ 01/11		24.0222-8037.1	480302 Ø 269 x 48 / 230
 Bremsbackensatz							
1.2	48	10/05→	➡	→ 01/11		03.0137-0479.2	650479 AP Ø 203 x 38 + HEB
						03.0520-9220.3	699220 AP Ø 203 x 38 + RZ / + Zub TopKit
1.2	50 - 51	06/09→	➡	→ 01/11		03.0137-0478.2	650478 AP Ø 228 x 42 + HEB
1.3 D Multijet	51	07/08→				03.0520-9020.3	699020 AP Ø 228 x 42 + RZ / + Zub TopKit
1.4	57	06/05→12/15					
1.4 16V	70 - 112	10/05→07/12					
1.4 LPG	57	12/08→					
1.4 Natural Power	57	07/08→					
1.2 LPG	51	06/08→12/12	➡	09/10→ 01/11		03.0137-0478.2	650478 AP Ø 228 x 42 + HEB
						03.0520-9020.3	699020 AP Ø 228 x 42 + RZ / + Zub TopKit
1.3 D Multijet	55	10/05→	➡	04/08→ 01/11		03.0137-0478.2	650478 AP Ø 228 x 42 + HEB
→							
















	kw					! #		
FIAT - GRANDE PUNTO (199_) 06/05→								
 Bremsbackensatz								
1.3 D Multijet	55	10/05→	➔				03.0520-9020.3 699020	AP Ø 228 x 42 + RZ / + Zub TopKit
1.3 D Multijet	56 - 66	10/05→	➔				03.0137-0478.2 650478	AP Ø 228 x 42 + HEB
1.4 1.4 16V	55 66	10/05→07/07 06/09→07/14					03.0520-9020.3 699020	AP Ø 228 x 42 + RZ / + Zub TopKit
 Seilzug, Feststellbremse								
1.2	48	10/05→		→ 01/11; Trommelbremse; <input type="checkbox"/>			24.3727-0575.2 580575	L= 1.642
				→ 01/11; Trommelbremse; <input type="checkbox"/>			24.3727-0576.2 580576	L= 1.660
1.2	50 - 51	06/09→		→ 01/11; Trommelbremse; <input type="checkbox"/>			24.3727-0577.2 580577	L= 1.674
1.3 D Multijet	51 - 62	07/08→		→ 01/11; Scheiben/Trommel; <input type="checkbox"/>			24.3727-0578.2 580578	L= 1.689
1.4 1.4 16V	57 70 - 112	06/05→12/15 10/05→07/12						
1.4 LPG 1.4 Natural Power	57 57	12/08→ 07/08→						
1.2 LPG	51	06/08→12/12		09/10→ 01/11; Trommelbremse; <input type="checkbox"/>			24.3727-0577.2 580577	L= 1.674
				09/10→ 01/11; Scheiben/Trommel; <input type="checkbox"/>			24.3727-0578.2 580578	L= 1.689
1.3 D Multijet	55	10/05→		04/08→ 01/11; Trommelbremse; <input type="checkbox"/>			24.3727-0577.2 580577	L= 1.674
				04/08→ 01/11; Scheiben/Trommel; <input type="checkbox"/>			24.3727-0578.2 580578	L= 1.689
1.3 D Multijet	56	06/09→07/14		→ 01/11; Trommelbremse; <input type="checkbox"/>			24.3727-0577.2 580577	L= 1.674
				10/09→; Trommelbremse; <input type="checkbox"/>			24.3727-0577.2 580577	L= 1.674
				→ 01/11; Scheiben/Trommel; <input type="checkbox"/>			24.3727-0578.2 580578	L= 1.689
				10/09→; <input type="checkbox"/>			24.3727-0578.2 580578	L= 1.689
				10/09→; Scheibenbremse; <input type="checkbox"/>			24.3727-0579.2 580579	L= 1.654
				10/09→; Scheibenbremse; <input type="checkbox"/>			24.3727-0580.2 580580	L= 1.673
1.3 D Multijet 1.4 1.4 16V	66 55 66	10/05→12/10 10/05→07/07 06/09→07/14		Trommelbremse; <input type="checkbox"/>			24.3727-0577.2 580577	L= 1.674
				Scheiben/Trommel; <input type="checkbox"/>			24.3727-0578.2 580578	L= 1.689
1.4 T-Jet 1.6 D Multijet 1.9 D Multijet	88 88 88	09/07→ 07/08→ 10/05→		→ 01/11; Scheibenbremse; <input type="checkbox"/>			24.3727-0579.2 580579	L= 1.654
				→ 01/11; Scheibenbremse; <input type="checkbox"/>			24.3727-0580.2 580580	L= 1.673
1.6 1.9 D Multijet	85 85	02/11→ 06/06→12/09		Scheibenbremse; <input type="checkbox"/>			24.3727-0579.2 580579	L= 1.654
				Scheibenbremse; <input type="checkbox"/>			24.3727-0580.2 580580	L= 1.673
1.9 D Multijet	96	10/05→		02/06→ 01/11; Scheibenbremse; <input type="checkbox"/>			24.3727-0579.2 580579	L= 1.654
				02/06→ 01/11; Scheibenbremse; <input type="checkbox"/>			24.3727-0580.2 580580	L= 1.673
FIAT - GRANDE PUNTO Van (199_) 10/05→06/13								
 Radbremszylinder								
1.3 JTD Multijet 1.4 1.4 LPG 1.4 Natural Power	55 57 57 57	02/06→06/13 02/06→06/13 03/09→12/12 03/09→12/12	➔	→ 01/11			24.3220-1728.3 020509	ALU
1.3 JTD Multijet	66	02/06→08/10	➔				24.3220-1728.3 020509	ALU
Zubehörsatz, Bremsbacken								
1.3 JTD Multijet 1.4 1.4 LPG 1.4 Natural Power	55 57 57 57	02/06→06/13 02/06→06/13 03/09→12/12 03/09→12/12	➔	→ 01/11			03.0137-9309.2 669309	AP
1.3 JTD Multijet	66	02/06→08/10	➔				03.0137-9309.2 669309	AP
 Bremstrommel								
1.3 JTD Multijet 1.4 LPG 1.4 Natural Power	55 57 57	02/06→06/13 03/09→12/12 03/09→12/12	➔	→ 01/11			24.0222-8037.1 480302	Ø 269 x 48 / 230
1.3 JTD Multijet	66	02/06→08/10	➔				24.0222-8037.1 480302	Ø 269 x 48 / 230
1.4	57	02/06→06/13	➔	09/10→ 01/11; für Stahlfelgen			24.0222-8037.1 480302	Ø 269 x 48 / 230
			➔	→ 01/11			24.0222-8037.1 480302	Ø 269 x 48 / 230
 Bremsbackensatz								
1.3 JTD Multijet 1.4 1.4 LPG 1.4 Natural Power	55 57 57 57	02/06→06/13 02/06→06/13 03/09→12/12 03/09→12/12	➔	→ 01/11			03.0137-0478.2 650478 03.0520-9020.3 699020	AP Ø 228 x 42 + HEB AP Ø 228 x 42 + RZ / + Zub TopKit
1.3 JTD Multijet ➔	66	02/06→08/10	➔				03.0137-0478.2 650478	AP Ø 228 x 42 + HEB















	kw					! #		
FIAT - GRANDE PUNTO Van (199_) 10/05→06/13								
 Bremsbackensatz								
1.3 JTD Multijet	66	02/06→08/10	➔				03.0520-9020.3 699020	AP Ø 228 x 42 + RZ / + Zub TopKit
 Seilzug, Feststellbremse								
1.3 JTD Multijet	55	02/06→06/13		→ 01/11; Trommelbremse; <input type="checkbox"/>			24.3727-0577.2 580577	L= 1.674
1.4	57	02/06→06/13		→ 01/11; Scheiben/Trommel; <input type="checkbox"/>			24.3727-0578.2 580578	L= 1.689
1.4 LPG	57	03/09→12/12						
1.4 Natural Power	57	03/09→12/12						
1.3 JTD Multijet	66	02/06→08/10		Trommelbremse; <input type="checkbox"/>			24.3727-0577.2 580577	L= 1.674
				Scheiben/Trommel; <input type="checkbox"/>			24.3727-0578.2 580578	L= 1.689
FIAT - IDEA (350_) 12/03→								
 Radbremszylinder								
1.2 16V	59	01/04→	➔	→ 05/08		2	24.3222-1724.3 020466	ALU
1.3 D Multijet	51	01/04→						
1.4 16V	70	01/04→						
1.3 D Multijet	66	10/05→	➔	11/05→ 05/08		2	24.3220-1107.3 020218	AP GG
			➔	06/08→ 07/12		2	24.3220-1728.3 020509	ALU
1.3 D Multijet	70	05/08→12/12	➔	→ 05/08		2	24.3220-1107.3 020218	AP GG
			➔	06/08→ 07/12		2	24.3220-1728.3 020509	ALU
1.4	57	10/05→	➔	11/05→ 05/08		2	24.3222-1724.3 020466	ALU
1.4	66	12/03→	➔	01/04→ 05/08		2	24.3222-1724.3 020466	ALU
1.9 JTD	74	01/04→	➔	→ 06/05		2	24.3220-1107.3 020218	AP GG
			➔	06/08→ 07/12		2	24.3220-1728.3 020509	ALU
Zubehörsatz, Bremsbacken								
1.2 16V	59	01/04→	➔	→ 02/08			03.0137-9310.2 669310	AP
1.4 16V	70	01/04→						
1.3 D Multijet	51	01/04→	➔	→ 07/12			03.0137-9310.2 669310	AP
1.4 LPG	57	03/09→						
1.3 D Multijet	66	10/05→	➔	11/05→ 02/08			03.0137-9309.2 669309	AP
1.3 D Multijet	70	05/08→12/12	➔	→ 07/12			03.0137-9309.2 669309	AP
1.4	57	10/05→	➔	11/05→ 02/08			03.0137-9310.2 669310	AP
1.4	66	12/03→	➔	01/04→ 02/08			03.0137-9310.2 669310	AP
1.9 JTD	74	01/04→	➔	→ 02/08			03.0137-9309.2 669309	AP
 Bremstrommel								
1.2 16V	59	01/04→	➔	→ 02/08			24.0220-3007.1 480064	Ø 249,5 x 48,5 / 204,7
1.4 16V	70	01/04→						
1.3 D Multijet	51	01/04→	➔	→ 07/12			24.0220-3007.1 480064	Ø 249,5 x 48,5 / 204,7
1.4 LPG	57	03/09→						
1.3 D Multijet	66	10/05→	➔	11/05→ 02/08			24.0222-8018.1 480078	Ø 268 x 48 / 230
1.3 D Multijet	70	05/08→12/12	➔	→ 07/12			24.0222-8018.1 480078	Ø 268 x 48 / 230
1.4	57	10/05→	➔	11/05→ 02/08			24.0220-3007.1 480064	Ø 249,5 x 48,5 / 204,7
1.4	66	12/03→	➔	01/04→ 02/08			24.0220-3007.1 480064	Ø 249,5 x 48,5 / 204,7
1.9 JTD	74	01/04→	➔	→ 02/08			24.0222-8018.1 480078	Ø 268 x 48 / 230
 Bremsbackensatz								
1.2 16V	59	01/04→	➔	→ 02/08			03.0137-0479.2 650479	AP Ø 203 x 38 + HEB
1.4 16V	70	01/04→	➔	06/08→ 07/12			03.0520-6922.3 696922	AP Ø 203 x 38 + RZ / + Zub TopKit
1.3 D Multijet	51	01/04→	➔	→ 07/12			03.0137-0479.2 650479	AP Ø 203 x 38 + HEB
			➔	06/08→ 07/12			03.0520-6922.3 696922	AP Ø 203 x 38 + RZ / + Zub TopKit
1.3 D Multijet	66	10/05→	➔	11/05→ 02/08			03.0137-0457.2 650457	AP Ø 228 x 42 + HEB
							03.0520-9120.3 699120	AP Ø 228 x 42 + RZ / + Zub TopKit
1.3 D Multijet	70	05/08→12/12	➔	→ 07/12			03.0137-0457.2 650457	AP Ø 228 x 42 + HEB
							03.0520-9120.3 699120	AP Ø 228 x 42 + RZ / + Zub TopKit
1.4	57	10/05→	➔	11/05→ 02/08			03.0137-0479.2 650479	AP Ø 203 x 38 + HEB
			➔	06/08→ 07/12			03.0520-6922.3 696922	AP Ø 203 x 38 + RZ / + Zub TopKit
→								












	kw					! #		
FIAT - IDEA (350_) 12/03→								
 Bremsbackensatz								
1.4	66	12/03→	➡	01/04→02/08		03.0137-0479.2 650479	AP Ø 203 x 38 + HEB	
			➡	06/08→07/12		03.0520-6922.3 696922	AP Ø 203 x 38 + RZ / + Zub TopKit	
1.4 LPG	57	03/09→	➡	→07/12		03.0137-0479.2 650479	AP Ø 203 x 38 + HEB	
						03.0520-6922.3 696922	AP Ø 203 x 38 + RZ / + Zub TopKit	
1.9 JTD	74	01/04→	➡	→02/08		03.0137-0457.2 650457	AP Ø 228 x 42 + HEB	
			➡	07/05→02/08		03.0520-9120.3 699120	AP Ø 228 x 42 + RZ / + Zub TopKit	
FIAT - IDEA Van (350_) 12/03→								
 Radbremszylinder								
1.4 JTD Multijet	70	10/04→12/12	➡	→05/08		24.3222-1724.3 020466	ALU	
	51	10/04→12/11						
JTD Multijet MJTD	66	04/05→12/10	➡	→05/08		24.3220-1107.3 020218	AP GG	
	74	10/04→12/10	➡	06/08→		24.3220-1728.3 020509	ALU	
Zubehörsatz, Bremsbacken								
1.4 JTD Multijet	70	10/04→12/12	➡			03.0137-9310.2 669310	AP	
	51	10/04→12/11						
JTD Multijet MJTD	66	04/05→12/10	➡			03.0137-9309.2 669309	AP	
	74	10/04→12/10						
 Bremstrommel								
1.4 JTD Multijet	70	10/04→12/12	➡			24.0220-3007.1 480064	Ø 249,5 x 48,5 / 204,7	
	51	10/04→12/11						
JTD Multijet MJTD	66	04/05→12/10	➡			24.0222-8018.1 480078	Ø 268 x 48 / 230	
	74	10/04→12/10						
 Bremsbackensatz								
1.4	70	10/04→12/12	➡			03.0137-0479.2 650479	AP Ø 203 x 38 + HEB	
						03.0520-6922.3 696922	AP Ø 203 x 38 + RZ / + Zub TopKit	
JTD Multijet	51	10/04→12/11	➡			03.0137-0479.2 650479	AP Ø 203 x 38 + HEB	
			➡	06/08→		03.0520-6922.3 696922	AP Ø 203 x 38 + RZ / + Zub TopKit	
JTD Multijet MJTD	66	04/05→12/10	➡			03.0137-0457.2 650457	AP Ø 228 x 42 + HEB	
	74	10/04→12/10				03.0520-9120.3 699120	AP Ø 228 x 42 + RZ / + Zub TopKit	
FIAT - LINEA (323_, 110_) 10/06→								
 Radbremszylinder								
1.3 D Multijet	66	06/07→	➡	07/07→05/11	2	24.3220-1728.3 020509	ALU	
1.3 JTD Multijet	63	10/06→						
1.4	57	06/07→						
1.3 D Multijet	70	09/09→	➡	→05/11	2	24.3220-1728.3 020509	ALU	
1.4	66	12/08→						
Zubehörsatz, Bremsbacken								
1.3 D Multijet	66	06/07→	➡	07/07→05/11		03.0137-9309.2 669309	AP	
1.3 JTD Multijet	63	10/06→						
1.4	57	06/07→						
1.3 D Multijet	70	09/09→	➡	→05/11		03.0137-9309.2 669309	AP	
1.4	66	12/08→						
 Bremstrommel								
1.3 D Multijet	66	06/07→	➡	07/07→05/11		24.0222-8018.1 480078	Ø 268 x 48 / 230	
1.3 JTD Multijet	63	10/06→						
1.4	57	06/07→						
1.3 D Multijet	70	09/09→	➡	→05/11		24.0222-8018.1 480078	Ø 268 x 48 / 230	
1.4	66	12/08→						
 Bremsbackensatz								
1.3 D Multijet	66	06/07→	➡	07/07→05/11		03.0137-0478.2 650478	AP Ø 228 x 42 + HEB	
1.3 JTD Multijet	63	10/06→				03.0520-9020.3 699020	AP Ø 228 x 42 + RZ / + Zub TopKit	
1.4	57	06/07→						
1.3 D Multijet	70	09/09→	➡	→05/11		03.0137-0478.2 650478	AP Ø 228 x 42 + HEB	
1.4	66	12/08→				03.0520-9020.3 699020	AP Ø 228 x 42 + RZ / + Zub TopKit	
→								








	kw					! #		
FIAT - LINEA (323_, 110_) 10/06→								
 Seilzug, Feststellbremse								
1.4 T-Jet	84	05/07→			→ 05/11; Scheibenbremse; <input type="checkbox"/>		24.3727-0564.2 580564	L= 1.520
	88							
1.6 D Multijet	77	06/09→			→ 05/11; Scheibenbremse; <input type="checkbox"/>		24.3727-0565.2 580565	L= 1.528
	81							
1.6		10/11→			Scheibenbremse; <input type="checkbox"/>		24.3727-0564.2 580564	L= 1.520
					Scheibenbremse; <input type="checkbox"/>		24.3727-0565.2 580565	L= 1.528
FIAT - MAREA (185_) 05/96→12/07								
 Radbremsszylinder								
1.2 16V	60	10/98→05/02	➡	04/99→		2	24.3222-1126.3 020358 24.3222-1724.3 020466	AP GG ALU
1.4 80 12V	59	09/96→05/02	➡	04/97→		2	24.3222-1126.3 020358	AP GG
1.6 100 16V	76	09/96→05/02					24.3222-1724.3 020466	ALU
1.8 115 16V	83	09/96→05/02						
1.9 TD 100	74	05/96→12/02	➡	→ 03/97		2	24.3222-1707.3 020104	BDX GG
1.9 TD 75	55	09/96→05/02						
1.6	68 - 78	03/99→12/07	➡			2	24.3222-1126.3 020358 24.3222-1724.3 020466	AP GG ALU
1.6 100 16V Bipower	76	04/99→05/02						
1.6 16V	75	04/97→02/99						
1.6 SX	72	09/00→08/02						
1.9 JTD 105	77	12/98→12/02						
1.9 JTD 110	81	09/00→08/02						
1.9 JTD	79	01/01→12/07	➡	→ 12/02		2	24.3222-1126.3 020358 24.3222-1724.3 020466	AP GG ALU
Zubehörsatz, Bremsbacken								
1.2 16V	60	10/98→05/02	➡	04/99→			03.0137-9244.2 669244	AP
1.4 80 12V	59	09/96→05/02	➡	→ 03/97			03.0137-9125.2 669125	BDX
1.6 100 16V	76	09/96→05/02						
1.8 115 16V	83	09/96→05/02	➡	04/97→			03.0137-9244.2 669244	AP
1.9 TD 100	74	05/96→12/02						
1.9 TD 75	55	09/96→05/02						
1.6	68 - 78	03/99→12/07	➡				03.0137-9244.2 669244	AP
1.6 100 16V Bipower	76	04/99→05/02						
1.6 16V	75	04/97→02/99						
1.6 SX	72	09/00→08/02						
1.9 JTD 105	77	12/98→12/02						
1.9 JTD 110	81	09/00→08/02						
1.9 JTD	79	01/01→12/07	➡	→ 12/02			03.0137-9244.2 669244	AP
 Bremstrommel								
1.2 16V	60	10/98→05/02	➡	04/99→			24.0220-3007.1 480064	Ø 249,5 x 48,5 / 204,7
1.4 80 12V	59	09/96→05/02	➡				24.0220-3007.1 480064	Ø 249,5 x 48,5 / 204,7
1.6	68 - 78	03/99→12/07						
1.6 100 16V	76	09/96→05/02						
1.6 100 16V Bipower	76	04/99→05/02						
1.6 16V	75	04/97→02/99						
1.6 SX	72	09/00→08/02						
1.8 115 16V	83	09/96→05/02						
1.9 JTD 105	77	12/98→12/02						
1.9 JTD 110	81	09/00→08/02						
1.9 TD 100	74	05/96→12/02						
1.9 TD 75	55	09/96→05/02						
1.9 JTD	79	01/01→12/07	➡	→ 12/02			24.0220-3007.1 480064	Ø 249,5 x 48,5 / 204,7
 Bremsbackensatz								
1.2 16V	60	10/98→05/02	➡	04/99→			03.0137-0345.2 650345 03.0520-6822.3 696822	AP Ø 203 x 38 + HEB AP Ø 203 x 38 + RZ / + Zub TopKit
1.4 80 12V	59	09/96→05/02	➡	→ 03/97			03.0137-0262.2 650262	BDX Ø 203 x 39
1.6 100 16V	76	09/96→05/02					03.0520-6722.3 696722	BDX Ø 203 x 39 + RZ / + Zub TopKit
1.8 115 16V	83	09/96→05/02						
1.9 TD 100	74	05/96→12/02					03.0525-0008.3 EQ0008	BDX Ø 203 x 39 - RZ / + Zub Easy Quick
1.9 TD 75	55	09/96→05/02						
			➡	04/97→			03.0137-0345.2 650345 03.0520-6822.3 696822	AP Ø 203 x 38 + HEB AP Ø 203 x 38 + RZ / + Zub TopKit
1.6	68 - 78	03/99→12/07	➡				03.0137-0345.2 650345 03.0520-6822.3 696822	AP Ø 203 x 38 + HEB AP Ø 203 x 38 + RZ / + Zub TopKit
1.6 100 16V Bipower	76	04/99→05/02						
1.6 16V	75	04/97→02/99						
→								













	kw					! #		
FIAT - MAREA (185_) 05/96→12/07								
 Bremsbackensatz								
1.6 SX	72	09/00→08/02	➔				03.0137-0345.2 650345	AP Ø 203 x 38 + HEB
1.9 JTD 105	77	12/98→12/02					03.0520-6822.3 696822	AP Ø 203 x 38 + RZ / + Zub TopKit
1.9 JTD 110	81	09/00→08/02						
1.9 JTD	79	01/01→12/07	➔	→ 12/02			03.0137-0345.2 650345 03.0520-6822.3 696822	AP Ø 203 x 38 + HEB AP Ø 203 x 38 + RZ / + Zub TopKit
 Seilzug, Feststellbremse								
1.2 16V	60	10/98→05/02		04/99→; Trommelbremse; <input type="checkbox"/>			24.3727-0539.2 580539	L= 1.428
				04/99→; Trommelbremse; <input type="checkbox"/>			24.3727-0540.2 580540	L= 1.383
1.4 80 12V	59	09/96→05/02		+ ABS; Trommelbremse; <input type="checkbox"/>			24.3727-0539.2 580539	L= 1.428
				+ ABS; Trommelbremse; <input type="checkbox"/>			24.3727-0540.2 580540	L= 1.383
1.6	68 -	03/99→12/07		Trommelbremse; <input type="checkbox"/>			24.3727-0539.2 580539	L= 1.428
1.6 100 16V	78							
1.6 100 16V Bipower	76	09/96→05/02		Trommelbremse; <input type="checkbox"/>			24.3727-0540.2 580540	L= 1.383
1.6 16V	76	04/99→05/02						
1.6 16V	75	04/97→02/99						
1.6 SX	72	09/00→08/02						
1.8 115 16V	83	09/96→05/02						
1.9 JTD 105	77	12/98→12/02						
1.9 JTD 110	81	09/00→08/02						
1.9 TD 100	74	05/96→12/02						
1.9 TD 75	55	09/96→05/02						
1.9 JTD	79	01/01→12/07		→ 12/02; Trommelbremse; <input type="checkbox"/>			24.3727-0539.2 580539	L= 1.428
				→ 12/02; Trommelbremse; <input type="checkbox"/>			24.3727-0540.2 580540	L= 1.383
FIAT - MAREA Weekend (185_) 09/96→12/07								
 Radbremszylinder								
1.2 16V	60	10/98→05/02	➔	04/99→	2	24.3222-1126.3 020358	020466	AP GG ALU
						24.3222-1724.3 020358	020466	AP GG ALU
1.4 80 12V	59	09/96→05/02	➔	04/97→	2	24.3222-1126.3 020358	020466	AP GG ALU
			➔	→ 03/97	2	24.3222-1707.3 020104	020104	BDX GG
1.6	76	09/00→08/02	➔		2	24.3220-1116.3 020313	020313	GG
1.6 100 16V	76	09/96→05/02						
1.8 115 16V	83	09/96→05/02						
1.9 JTD 105	77	12/98→12/02						
1.9 JTD 110	81	09/00→08/02						
1.9 TD 100	74	09/96→06/03						
1.9 TD 75	55	09/96→05/02						
Zubehörsatz, Bremsbacken								
1.2 16V	60	10/98→05/02	➔	04/99→		03.0137-9244.2 669244	669244	AP
1.4 80 12V	59	09/96→05/02	➔	→ 03/97		03.0137-9125.2 669125	669125	BDX
			➔	04/97→		03.0137-9244.2 669244	669244	AP
1.6	76	09/00→08/02	➔			03.0137-9234.2 669234	669234	
1.9 JTD 105	77	12/98→12/02						
1.9 JTD 110	81	09/00→08/02						
1.6 100 16V	76	09/96→05/02	➔	→ 03/97		03.0137-9081.2 669081	669081	
1.8 115 16V	83	09/96→05/02						
1.9 TD 100	74	09/96→06/03	➔	04/97→		03.0137-9234.2 669234	669234	
1.9 TD 75	55	09/96→05/02						
 Bremstrommel								
1.2 16V	60	10/98→05/02	➔	04/99→		24.0220-3007.1 480064	480064	Ø 249,5 x 48,5 / 204,7
1.4 80 12V	59	09/96→05/02	➔			24.0220-3007.1 480064	480064	Ø 249,5 x 48,5 / 204,7
1.6	76	09/00→08/02	➔			24.0222-8018.1 480078	480078	Ø 268 x 48 / 230
1.6 100 16V	76	09/96→05/02						
1.8 115 16V	83	09/96→05/02						
1.9 JTD 105	77	12/98→12/02						
1.9 JTD 110	81	09/00→08/02						
1.9 TD 100	74	09/96→06/03						
1.9 TD 75	55	09/96→05/02						
 Bremsbackensatz								
1.2 16V	60	10/98→05/02	➔	04/99→		03.0137-0345.2 650345	650345	AP Ø 203 x 38 + HEB
						03.0520-6822.3 696822	696822	AP Ø 203 x 38 + RZ / + Zub TopKit
1.4 80 12V	59	09/96→05/02	➔	→ 03/97		03.0137-0262.2 650262	650262	BDX Ø 203 x 39
→								
























	kw					! #		
FIAT - MAREA Weekend (185_) 09/96→12/07								
 Bremsbackensatz								
1.4 80 12V	59	09/96→05/02	➔	→ 03/97			03.0520-6722.3 696722 03.0525-0008.3 EQ0008	BDX Ø 203 x 39 + RZ / + Zub TopKit BDX Ø 203 x 39 - RZ / + Zub Easy Quick
			➔	04/97→			03.0137-0345.2 650345 03.0520-6822.3 696822	AP Ø 203 x 38 + HEB AP Ø 203 x 38 + RZ / + Zub TopKit
1.6 1.9 JTD 105 1.9 JTD 110	76 77 81	09/00→08/02 12/98→12/02 09/00→08/02	➔				03.0137-0352.2 650352 03.0520-7820.3 697820	Ø 228 x 43 + HEB AP Ø 228 x 43 + RZ / + Zub TopKit
1.6 100 16V 1.8 115 16V 1.9 TD 100 1.9 TD 75	76 83 74 55	09/96→05/02 09/96→05/02 09/96→06/03 09/96→05/02	➔	→ 03/97			03.0137-0208.2 650208 03.0420-4520.3 684520 03.0137-0352.2 650352 03.0520-7820.3 697820	Ø 228 x 42 + HEB Ø 228 x 42 + RZ / + Zub Kit Ø 228 x 43 + HEB AP Ø 228 x 43 + RZ / + Zub TopKit
 Seilzug, Feststellbremse								
1.2 16V	60	10/98→05/02		04/99→; Trommelbremse; 			24.3727-0539.2 580539 24.3727-0540.2 580540	L= 1.428 L= 1.383
1.4 80 12V	59	09/96→05/02		Trommelbremse; 			24.3727-0539.2 580539 24.3727-0540.2 580540	L= 1.428 L= 1.383
1.6 1.6 100 16V 1.8 115 16V 1.9 TD 100 1.9 TD 75	76 76 83 74 55	09/00→08/02 09/96→05/02 09/96→05/02 09/96→06/03 09/96→05/02		Trommelbremse; 			24.3727-0542.2 580542 24.3727-0543.2 580543	L= 1.404 L= 1.459
1.9 JTD 105 1.9 JTD 110	77 81	12/98→12/02 09/00→08/02		Trommelbremse; 			24.3727-0539.2 580539 24.3727-0543.2 580543 24.3727-0540.2 580540 24.3727-0542.2 580542	L= 1.428 L= 1.459 L= 1.383 L= 1.404
FIAT - MULTIPLA (186_) 04/99→06/10								
 Radbremszylinder								
1.6 1.6 100 16V 1.6 16V 1.6 16V Bipower 1.6 16V Blupower 1.6 16V GPL 1.6 Natural Power 1.9 JTD 1.9 JTD 105 1.9 JTD 110 1.9 JTD 115	68 - 76 76 70 76 76 76 77 88 77 81 85	09/00→06/10 04/99→06/10 04/02→06/10 04/99→06/10 04/99→06/10 10/01→06/10 11/08→06/10 04/02→06/10 04/99→06/10 03/01→07/02 07/02→06/10	➔			2	24.3220-1116.3 020313	GG
Zubehörsatz, Bremsbacken								
1.6 1.6 100 16V 1.6 16V 1.6 16V Bipower 1.6 16V Blupower 1.6 16V GPL 1.6 Natural Power 1.9 JTD 1.9 JTD 105 1.9 JTD 110 1.9 JTD 115	68 - 76 76 70 76 76 77 88 77 81 85	09/00→06/10 04/99→06/10 04/02→06/10 04/99→06/10 04/99→06/10 10/01→06/10 11/08→06/10 04/02→06/10 04/99→06/10 03/01→07/02 07/02→06/10	➔				03.0137-9234.2 669234	
 Bremstrommel								
1.6 1.6 100 16V 1.6 16V 1.6 16V Bipower 1.6 16V Blupower 1.6 16V GPL 1.6 Natural Power 1.9 JTD 1.9 JTD 105 1.9 JTD 110 1.9 JTD 115	68 - 76 76 70 76 76 77 88 77 81 85	09/00→06/10 04/99→06/10 04/02→06/10 04/99→06/10 04/99→06/10 10/01→06/10 11/08→06/10 04/02→06/10 04/99→06/10 03/01→07/02 07/02→06/10	➔				24.0222-8018.1 480078	Ø 268 x 48 / 230











	kw					! #		
FIAT - MULTIPLA (186_) 04/99→06/10								
 Bremsbackensatz								
1.6	68 - 76	09/00→06/10	➔				03.0137-0352.2 650352	Ø 228 x 43 + HEB
1.6 100 16V	76	04/99→06/10					03.0520-7820.3 697820	AP Ø 228 x 43 + RZ / + Zub TopKit
1.6 16V	70	04/02→06/10						
1.6 16V Bipower	76	04/99→06/10						
1.6 16V Blupower	70	04/99→06/10						
1.6 16V GPL	76	10/01→06/10						
1.6 Natural Power	77	11/08→06/10						
1.9 JTD	88	04/02→06/10						
1.9 JTD 105	77	04/99→06/10						
1.9 JTD 110	81	03/01→07/02						
1.9 JTD 115	85	07/02→06/10						
 Seilzug, Feststellbremse								
1.6	68	05/04→08/05		Scheiben/Trommel; <input type="checkbox"/>			24.3727-0551.2 580551	L= 2.014
1.6 16V	70	04/02→06/10		Scheiben/Trommel; <input type="checkbox"/>			24.3727-0552.2 580552	L= 1.143
1.6 16V Bipower	76	04/99→06/10						
1.6 16V Blupower	70	04/99→06/10						
1.6 Natural Power	77	11/08→06/10						
1.6	76	09/00→06/10		→ 02/01; Scheiben/Trommel; <input type="checkbox"/>			24.3727-0550.2 580550	L= 1.165
				→ 02/01; Scheiben/Trommel; <input type="checkbox"/>			24.3727-0551.2 580551	L= 2.014
1.6 100 16V	76	04/99→06/10		→ 02/02; Scheiben/Trommel; <input type="checkbox"/>			24.3727-0550.2 580550	L= 1.165
1.6 16V GPL	76	10/01→06/10						
1.9 JTD 105	77	04/99→06/10		→ 02/02; Scheiben/Trommel; <input type="checkbox"/>			24.3727-0551.2 580551	L= 2.014
1.9 JTD 110	81	03/01→07/02						
FIAT - MULTIPLA VAN (186_) 04/99→06/10								
 Radbremszylinder								
1.9 JTD	85 - 88	04/02→06/10	➔				24.3220-1116.3 020313	GG
Bipower	76	10/01→06/10						
Zubehörsatz, Bremsbacken								
1.9 JTD	85 - 88	04/02→06/10	➔				03.0137-9234.2 669234	
Bipower	76	10/01→06/10						
 Bremstrommel								
1.9 JTD	85 - 88	04/02→06/10	➔				24.0222-8018.1 480078	Ø 268 x 48 / 230
Bipower	76	10/01→06/10						
 Bremsbackensatz								
1.9 JTD	85 - 88	04/02→06/10	➔				03.0137-0352.2 650352	Ø 228 x 43 + HEB
Bipower	76	10/01→06/10					03.0520-7820.3 697820	AP Ø 228 x 43 + RZ / + Zub TopKit
 Seilzug, Feststellbremse								
Bipower	76	10/01→06/10		Scheiben/Trommel; <input type="checkbox"/>			24.3727-0551.2 580551	L= 2.014
				Scheiben/Trommel; <input type="checkbox"/>			24.3727-0552.2 580552	L= 1.143
FIAT - PALIO (178_, 171_) 04/96→								
 Radbremszylinder								
1.0	45 - 56	04/96→10/03	➔		2		24.3220-1116.3 020313	GG
1.1	40	07/97→10/03						
1.2	50	06/99→10/00						
1.4	63	10/02→10/04						
1.2	44	07/97→08/02	➔	10/97→	2		24.3220-1116.3 020313	GG
1.7 D	42	04/96→09/02						
1.2	54 - 59	06/98→	➔	→ 12/06	2		24.3220-1116.3 020313	GG
1.5	62	06/04→						
1.7 TD	51 - 53	09/01→						
Zubehörsatz, Bremsbacken								
1.0	45 - 56	04/96→10/03	➔				03.0137-9234.2 669234	
1.1	40	07/97→10/03						
1.2	50	06/99→10/00						
1.4	63	10/02→10/04						
1.2	44	07/97→08/02	➔	10/97→			03.0137-9234.2 669234	
1.7 D	42	04/96→09/02						
➔								











	kw			 	! #		
FIAT - PALIO (178_, 171_) 04/96→							
Zubehörsatz, Bremsbacken							
1.2 1.5 1.7 TD	54 - 59 62 51 - 53	06/98→ 06/04→ 09/01→	➔	→ 12/06		03.0137-9234.2 669234	
 Bremstrommel							
1.0 1.1 1.2 1.4	45 - 56 40 50 63	04/96→10/03 07/97→10/03 06/99→10/00 10/02→10/04	➔			24.0222-8018.1 480078	Ø 268 x 48 / 230
1.2 1.7 D	44 42	07/97→08/02 04/96→09/02	➔	10/97→		24.0222-8018.1 480078	Ø 268 x 48 / 230
1.2 1.5 1.7 TD	54 - 59 62 51 - 53	06/98→ 06/04→ 09/01→	➔	→ 12/06		24.0222-8018.1 480078	Ø 268 x 48 / 230
1.4 1.4 Cat 1.6 16V	51 51 74	04/96→10/02 04/96→08/01 04/96→10/02	➔	02/98→		24.0218-5002.1 480117	Ø 219 x 36,5 / 186,8
 Bremsbackensatz							
1.0 1.1 1.2 1.4	45 - 56 40 50 63	04/96→10/03 07/97→10/03 06/99→10/00 10/02→10/04	➔			03.0137-0352.2 650352 03.0520-7820.3 697820	Ø 228 x 43 + HEB AP Ø 228 x 43 + RZ / + Zub TopKit
1.2 1.7 D	44 42	07/97→08/02 04/96→09/02	➔	10/97→		03.0137-0352.2 650352 03.0520-7820.3 697820	Ø 228 x 43 + HEB AP Ø 228 x 43 + RZ / + Zub TopKit
1.2 1.5 1.7 TD	54 - 59 62 51 - 53	06/98→ 06/04→ 09/01→	➔	→ 12/06		03.0137-0352.2 650352 03.0520-7820.3 697820	Ø 228 x 43 + HEB AP Ø 228 x 43 + RZ / + Zub TopKit
FIAT - PALIO Weekend (178_, 173_, 373_, 374_, 171_) 04/96→							
 Radbremszylinder							
1.2 1.6 16V 1.7 TD	44 - 54 74 51	04/96→10/04 06/96→02/01 04/96→03/01	➔	10/97→	2	24.3220-1116.3 020313	GG
1.2 1.4	50 - 59 51 - 57	06/99→10/04 07/97→	➔		2	24.3220-1116.3 020313	GG
1.5 1.6 16V 1.9 D 1.9 JTD	62 76 46 59	02/02→ 02/01→01/12 03/01→ 09/01→	➔	→ 12/06	2	24.3220-1116.3 020313	GG
Zubehörsatz, Bremsbacken							
1.2 1.6 16V 1.7 TD	44 - 54 74 51	04/96→10/04 06/96→02/01 04/96→03/01	➔	10/97→		03.0137-9234.2 669234	
1.2 1.4	50 - 59 51 - 57	06/99→10/04 07/97→	➔			03.0137-9234.2 669234	
1.5 1.6 16V 1.9 D 1.9 JTD	62 76 46 59	02/02→ 02/01→01/12 03/01→ 09/01→	➔	→ 12/06		03.0137-9234.2 669234	
 Bremstrommel							
1.2 1.6 16V 1.7 TD	44 - 54 74 51	04/96→10/04 06/96→02/01 04/96→03/01	➔	10/97→		24.0222-8018.1 480078	Ø 268 x 48 / 230
1.2 1.4	50 - 59 51 - 57	06/99→10/04 07/97→	➔			24.0222-8018.1 480078	Ø 268 x 48 / 230
1.5 1.6 16V →	62 76	02/02→ 02/01→01/12	➔	→ 12/06		24.0222-8018.1 480078	Ø 268 x 48 / 230












	kw					! #		
FIAT - PALIO Weekend (178_, 173_, 373_, 374_, 171_) 04/96→								
Bremstrommel								
1.9 D 1.9 JTD	46 59	03/01→ 09/01→	➡	→ 12/06			24.0222-8018.1 480078	Ø 268 x 48 / 230
Bremsbackensatz								
1.2 1.6 16V 1.7 TD	44 - 54 74 51	04/96→10/04 06/96→02/01 04/96→03/01	➡	10/97→			03.0137-0352.2 650352 03.0520-7820.3 697820	Ø 228 x 43 + HEB AP Ø 228 x 43 + RZ / + Zub TopKit
1.2 1.4	50 - 59 51 - 57	06/99→10/04 07/97→	➡				03.0137-0352.2 650352 03.0520-7820.3 697820	Ø 228 x 43 + HEB AP Ø 228 x 43 + RZ / + Zub TopKit
1.5 1.6 16V 1.9 D 1.9 JTD	62 76 46 59	02/02→ 02/01→01/12 03/01→ 09/01→	➡	→ 12/06			03.0137-0352.2 650352 03.0520-7820.3 697820	Ø 228 x 43 + HEB AP Ø 228 x 43 + RZ / + Zub TopKit
FIAT - PANDA / PANDA CLASSIC (169_) 09/03→								
Radbremszylinder								
1.1 1.2	40 44 -	09/03→ 09/03→	➡	→ 06/13; - ABS	2	24.3220-1107.3 020218	AP GG	
1.3 D Multijet	51 - 55	09/03→ 09/03→	➡	→ 05/10; + ABS	2	24.3220-1108.3 020219	BDX GG	
			➡	06/10→ 06/13; + ABS	2	24.3220-1738.3 020545 24.3220-1757.3 020605	ALU ALU	
1.2 LPG	44 - 51	04/09→	➡	→ 06/13	2	24.3220-1728.3 020509	ALU	
1.2 Natural Power	44	01/07→12/11	➡		2	24.3220-1728.3 020509	ALU	
1.4 Natural Power	57	09/10→08/13	➡	→ 06/13; - ABS	2	24.3220-1107.3 020218	AP GG	
			➡	→ 06/13	2	24.3220-1728.3 020509	ALU	
Zubehörsatz, Bremsbacken								
1.1 1.2	40 44 -	09/03→ 09/03→	➡	→ 06/13; - ABS		03.0137-9179.2 669179	AP	
1.3 D Multijet	51 - 55	09/03→ 09/03→	➡	06/10→ 06/13		03.0137-9247.2 669247	AP	
			➡	→ 05/10; + ABS		03.0137-9303.2 669303	BOS	
1.2 LPG	44 - 51	04/09→	➡	→ 06/13		03.0137-9310.2 669310	AP	
1.2 Natural Power	44	01/07→12/11	➡			03.0137-9310.2 669310	AP	
1.4 Natural Power	57	09/10→08/13	➡	→ 06/13; - ABS		03.0137-9179.2 669179	AP	
			➡	→ 06/13		03.0137-9310.2 669310	AP	
Bremstrommel								
1.1 1.2	40 44 -	09/03→ 09/03→	➡	→ 06/13		24.0218-0011.1 480006	Ø 214 x 40 / 181,4	
1.3 D Multijet	51 - 55	09/03→ 09/03→						
1.2 LPG	44 - 51	04/09→	➡	→ 11/11		24.0220-3007.1 480064	Ø 249,5 x 48,5 / 204,7	
1.2 Natural Power	44	01/07→12/11						
1.4 Natural Power	57	09/10→08/13	➡	→ 06/13		24.0218-0011.1 480006	Ø 214 x 40 / 181,4	
			➡	→ 11/11		24.0220-3007.1 480064	Ø 249,5 x 48,5 / 204,7	
Bremsbackensatz								
1.1 1.2	40 44 -	09/03→ 09/03→	➡	→ 06/13; - ABS		03.0137-0434.2 650434 03.0520-7420.3 697420	AP Ø 180 x 32 + HEB AP Ø 180 x 32 + RZ / + Zub TopKit	
1.3 D Multijet	51 - 55	09/03→ 09/03→	➡	→ 05/10; + ABS		03.0137-0462.2 650462 03.0520-8220.3 698220	BOS Ø 180 x 32 + HEB BOS Ø 180 x 32 + RZ / + Zub TopKit	
			➡	06/10→ 06/13; + ABS		03.0137-0506.2 650506 03.0521-0520.3 690112	Ø 180 x 32 + HEB Ø 180 x 32 + RZ / + Zub TopKit	
1.2 LPG	44 - 51	04/09→	➡	→ 06/13		03.0137-0479.2 650479 03.0520-9220.3 699220	AP Ø 203 x 38 + HEB AP Ø 203 x 38 + RZ / + Zub TopKit	
1.2 Natural Power	44	01/07→12/11	➡			03.0137-0479.2 650479 03.0520-9220.3 699220	AP Ø 203 x 38 + HEB AP Ø 203 x 38 + RZ / + Zub TopKit	
1.4 Natural Power →	57	09/10→08/13	➡	→ 06/13; - ABS		03.0137-0434.2 650434	AP Ø 180 x 32 + HEB	











	kw					! #		
FIAT - PANDA / PANDA CLASSIC (169_) 09/03→								
 Bremsbackensatz								
1.4 Natural Power	57	09/10→08/13	➡	→ 06/13; - ABS		03.0520-7420.3	697420	AP Ø 180 x 32 + RZ / + Zub TopKit
			➡	→ 06/13		03.0137-0479.2	650479	AP Ø 203 x 38 + HEB
						03.0520-9220.3	699220	AP Ø 203 x 38 + RZ / + Zub TopKit
 Seilzug, Feststellbremse								
1.1	40	09/03→		→ 06/13; Trommelbremse; <input type="checkbox"/>		24.3727-0556.2	580556	L= 1.405
1.2	44 - 51	09/03→		→ 06/13; Trommelbremse; <input type="checkbox"/>		24.3727-0557.2	580557	L= 1.435
1.3 D Multijet	51 - 55	09/03→						
1.4 Natural Power	57	09/10→08/13						
FIAT - PANDA (141_) 03/80→07/04								
 Radbremszylinder								
1000 i.e. Cat	33	10/87→08/98	➡	→ 12/92	2	24.3219-0803.3	020183	GG
			➡		2	24.3219-0803.3	020183	GG
1100	37	05/91→12/99	➡		2	24.3219-0803.3	020183	GG
1100	40	02/95→09/03	➡	→ 12/02	2	24.3219-0803.3	020183	GG
1100 4x4	40	02/95→07/04						
1100 Trekking 4x4	37	10/91→07/04						
650	22	01/82→07/04	➡	→ 12/85; 6261412→	2	24.3219-0803.3	020183	GG
750	25	01/86→10/03	➡	→ 12/97	2	24.3219-0803.3	020183	GG
Zubehörsatz, Bremsbacken								
1000 i.e. Cat	33	10/87→08/98	➡			03.0137-9021.2	669021	Fiat
			➡	→ 12/92		03.0137-9021.2	669021	Fiat
1100	37	05/91→12/99	➡			03.0137-9021.2	669021	Fiat
1100	40	02/95→09/03	➡	→ 12/02		03.0137-9021.2	669021	Fiat
1100 4x4	40	02/95→07/04						
1100 Trekking 4x4	37	10/91→07/04						
650	22	01/82→07/04	➡	→ 12/85		03.0137-9021.2	669021	Fiat
750	25	01/86→10/03	➡	→ 12/97		03.0137-9021.2	669021	Fiat
 Bremstrommel								
1000 i.e. Cat	33	10/87→08/98	➡			24.0218-5001.1	480012	Ø 219 x 37 / 186,8
			➡	→ 12/92		24.0218-5001.1	480012	Ø 219 x 37 / 186,8
1100	37	05/91→12/99	➡			24.0218-5001.1	480012	Ø 219 x 37 / 186,8
1100	40	02/95→09/03	➡	→ 12/02		24.0218-5001.1	480012	Ø 219 x 37 / 186,8
1100 4x4	40	02/95→07/04						
1100 Trekking 4x4	37	10/91→07/04						
650	22	01/82→07/04	➡	→ 12/85		24.0218-5001.1	480012	Ø 219 x 37 / 186,8
750	25	01/86→10/03	➡	→ 12/97		24.0218-5001.1	480012	Ø 219 x 37 / 186,8
 Bremsbackensatz								
1000 i.e. Cat	33	10/87→08/98	➡			03.0137-0015.2	650015	Fiat Ø 185 x 31
						03.0137-0273.2	650273	AP Ø 185 x 31
						03.0420-0319.3	680319	Fiat Ø 185 x 31 + RZ / + Zub Kit
			➡	→ 12/92		03.0137-0015.2	650015	Fiat Ø 185 x 31
						03.0137-0273.2	650273	AP Ø 185 x 31
						03.0420-0319.3	680319	Fiat Ø 185 x 31 + RZ / + Zub Kit
1100	37	05/91→12/99	➡			03.0137-0015.2	650015	Fiat Ø 185 x 31
						03.0137-0273.2	650273	AP Ø 185 x 31
						03.0420-0319.3	680319	Fiat Ø 185 x 31 + RZ / + Zub Kit
1100	40	02/95→09/03	➡	→ 12/02		03.0137-0015.2	650015	Fiat Ø 185 x 31
1100 4x4	40	02/95→07/04				03.0137-0273.2	650273	AP Ø 185 x 31
1100 Trekking 4x4	37	10/91→07/04				03.0420-0319.3	680319	Fiat Ø 185 x 31 + RZ / + Zub Kit
650	22	01/82→07/04	➡	→ 12/85		03.0137-0015.2	650015	Fiat Ø 185 x 31
			➡	→ 12/85; 6261412→		03.0420-0319.3	680319	Fiat Ø 185 x 31 + RZ / + Zub Kit
750	25	01/86→10/03	➡	→ 12/97		03.0137-0015.2	650015	Fiat Ø 185 x 31
						03.0137-0273.2	650273	AP Ø 185 x 31
						03.0420-0319.3	680319	Fiat Ø 185 x 31 + RZ / + Zub Kit
→								











	kW			 	! #		
FIAT - PANDA (141_) 03/80→07/04							
 Seilzug, Feststellbremse							
1000 i.e. Cat	33	10/87→08/98		Trommelbremse; 	1	24.3727-0519.2 580519	L= 2.385
				→ 12/92; Trommelbremse; 	1	24.3727-0519.2 580519	L= 2.385
1100	37	05/91→12/99		Trommelbremse; 	1	24.3727-0519.2 580519	L= 2.385
1100	40	02/95→09/03		→ 12/02; Trommelbremse; 	1	24.3727-0519.2 580519	L= 2.385
1100 4x4	40	02/95→07/04		→ 12/02; Trommelbremse; 	1	24.3727-0503.2 580503	L= 2.670
1100 Trekking 4x4	37	10/91→07/04					
650	22	01/82→07/04		→ 12/85; Trommelbremse; 	1	24.3727-0503.2 580503	L= 2.670
750	25	01/86→10/03		→ 12/97; Trommelbremse; 	1	24.3727-0519.2 580519	L= 2.385
FIAT - PANDA (312_, 319_) 02/12→							
 Radbremszylinder							
0.9	44 - 63	02/12→	➔		2	24.3220-1728.3 020509	ALU
0.9 Natural Power	51 - 63	07/12→					
1.0 Mild Hybrid	51	01/20→					
1.2	51	02/12→					
1.2 LPG	51	06/12→					
1.3 D Multijet	55 - 70	02/12→					
Zubehörsatz, Bremsbacken							
0.9	44 - 63	02/12→	➔			03.0137-9310.2 669310	AP
0.9 Natural Power	51 - 63	07/12→					
1.2	51	02/12→					
1.2 LPG	51	06/12→					
1.3 D Multijet	55 - 70	02/12→					
1.0 Mild Hybrid	51	01/20→	➔			03.0137-9296.2 669296 03.0137-9309.2 669309 03.0137-9310.2 669310	AP AP AP
 Bremsbackensatz							
0.9	44 - 63	02/12→	➔			03.0137-0479.2 650479 03.0521-0620.3 690111	AP Ø 203 x 38 + HEB Ø 203 x 39 + RZ / + Zub TopKit
0.9 Natural Power	51 - 63	07/12→					
1.0 Mild Hybrid	51	01/20→					
1.2	51	02/12→					
1.2 LPG	51	06/12→					
1.3 D Multijet	55 - 70	02/12→					
FIAT - PANDA Kasten/Schrägheck (141_) 01/86→02/04							
 Radbremszylinder							
1.1	40	09/00→02/04	➔	→ 12/02		24.3219-0803.3 020183	GG
1.1 4x4	40	09/00→02/04					
1000 i.e	33	08/92→02/04					
Zubehörsatz, Bremsbacken							
1.1	40	09/00→02/04	➔	→ 12/02		03.0137-9021.2 669021	Fiat
1.1 4x4	40	09/00→02/04					
1000 i.e	33	08/92→02/04					
 Bremstrommel							
1.1	40	09/00→02/04	➔	→ 12/02		24.0218-5001.1 480012	Ø 219 x 37 / 186,8
1.1 4x4	40	09/00→02/04					
1000 i.e	33	08/92→02/04					
 Bremsbackensatz							
1.1	40	09/00→02/04	➔	→ 12/02		03.0137-0015.2 650015 03.0137-0273.2 650273 03.0420-0319.3 680319	Fiat Ø 185 x 31 AP Ø 185 x 31 Fiat Ø 185 x 31 + RZ / + Zub Kit
1.1 4x4	40	09/00→02/04					
1000 i.e	33	08/92→02/04					
 Seilzug, Feststellbremse							
1.1	40	09/00→02/04		→ 12/02; Trommelbremse; 	1	24.3727-0519.2 580519	L= 2.385
1000 i.e	33	08/92→02/04					
1.1 4x4	40	09/00→02/04		→ 12/02; Trommelbremse; 	1	24.3727-0503.2 580503	L= 2.670




















	kw					! #		
FIAT - PANDA Kasten/Schrägheck (169_) 03/04→								
 Radbremszylinder								
1.1	40	09/04→	➡	→ 06/13; - ABS		24.3220-1107.3	020218	AP GG
1.2	44	09/04→	➡	→ 05/10; + ABS		24.3220-1108.3	020219	BDX GG
1.3 D Multijet	51	03/04→	➡	06/10→ 06/13; + ABS		24.3220-1738.3	020545	ALU
						24.3220-1757.3	020605	ALU
1.2	51	09/10→	➡	→ 06/13; - ABS		24.3220-1107.3	020218	AP GG
			➡	→ 06/13; + ABS		24.3220-1738.3	020545	ALU
						24.3220-1757.3	020605	ALU
1.2 Bipower	44	09/04→12/11	➡	- ABS		24.3220-1107.3	020218	AP GG
			➡	→ 05/10; + ABS		24.3220-1108.3	020219	BDX GG
			➡	06/10→; + ABS		24.3220-1738.3	020545	ALU
						24.3220-1757.3	020605	ALU
1.2 LPG	44	04/09→	➡	→ 06/13		24.3220-1728.3	020509	ALU
1.2 LPG	51	09/10→	➡	11/10→ 06/13		24.3220-1728.3	020509	ALU
1.2 Natural Power	44	01/07→11/09	➡			24.3220-1728.3	020509	ALU
1.3 D Multijet	55	01/06→	➡	06/06→ 06/13; - ABS		24.3220-1107.3	020218	AP GG
			➡	06/06→ 05/10; + ABS		24.3220-1108.3	020219	BDX GG
			➡	06/10→ 06/13; + ABS		24.3220-1738.3	020545	ALU
						24.3220-1757.3	020605	ALU
1.4 Natural Power	57	10/09→	➡	→ 06/13; - ABS		24.3220-1107.3	020218	AP GG
			➡	→ 05/10; + ABS		24.3220-1108.3	020219	BDX GG
			➡	06/10→ 06/13		24.3220-1728.3	020509	ALU
Zubehörsatz, Bremsbacken								
1.1	40	09/04→	➡	→ 06/13; - ABS		03.0137-9179.2	669179	AP
1.2	44	09/04→	➡	06/10→ 06/13		03.0137-9247.2	669247	AP
1.3 D Multijet	51	03/04→	➡	→ 05/10; + ABS		03.0137-9303.2	669303	BOS
1.2	51	09/10→	➡	→ 06/13; - ABS		03.0137-9179.2	669179	AP
			➡	→ 06/13		03.0137-9247.2	669247	AP
1.2 Bipower	44	09/04→12/11	➡	- ABS		03.0137-9179.2	669179	AP
			➡	06/10→		03.0137-9247.2	669247	AP
			➡	→ 05/10; + ABS		03.0137-9303.2	669303	BOS
1.2 LPG	44	04/09→	➡	→ 06/13		03.0137-9310.2	669310	AP
1.2 LPG	51	09/10→	➡	11/10→ 06/13		03.0137-9310.2	669310	AP
1.2 Natural Power	44	01/07→11/09	➡			03.0137-9310.2	669310	AP
1.3 D Multijet	55	01/06→	➡	06/06→ 06/13; - ABS		03.0137-9179.2	669179	AP
			➡	06/10→ 06/13		03.0137-9247.2	669247	AP
			➡	06/06→ 05/10; + ABS		03.0137-9303.2	669303	BOS
1.4 Natural Power	57	10/09→	➡	→ 06/13; - ABS		03.0137-9179.2	669179	AP
			➡	→ 05/10; + ABS		03.0137-9303.2	669303	BOS
			➡	06/10→ 06/13		03.0137-9310.2	669310	AP
 Bremstrommel								
1.1	40	09/04→	➡	→ 06/13		24.0218-0011.1	480006	Ø 214 x 40 / 181,4
1.2	44	09/04→						
1.3 D Multijet	51	03/04→						
1.2 Bipower	44	09/04→12/11	➡			24.0218-0011.1	480006	Ø 214 x 40 / 181,4
1.2 LPG	44	04/09→	➡	→ 11/11		24.0220-3007.1	480064	Ø 249,5 x 48,5 / 204,7
1.2 LPG	51	09/10→	➡	11/10→ 11/11		24.0220-3007.1	480064	Ø 249,5 x 48,5 / 204,7
1.2 Natural Power	44	01/07→11/09	➡			24.0220-3007.1	480064	Ø 249,5 x 48,5 / 204,7
1.3 D Multijet	55	01/06→	➡	06/06→ 06/13		24.0218-0011.1	480006	Ø 214 x 40 / 181,4
1.4 Natural Power	57	10/09→	➡	→ 06/13		24.0218-0011.1	480006	Ø 214 x 40 / 181,4
			➡	→ 11/11		24.0220-3007.1	480064	Ø 249,5 x 48,5 / 204,7
 Bremsbackensatz								
1.1	40	09/04→	➡	→ 06/13; - ABS		03.0137-0434.2	650434	AP Ø 180 x 32 + HEB
1.2	44	09/04→						
→								













	kw			 	! #		
FIAT - PANDA Kasten/Schrägheck (169_) 03/04→							
 Bremsbackensatz							
1.3 D Multijet	51	03/04→	➡	→ 06/13; - ABS	03.0520-7420.3	697420	AP Ø 180 x 32 + RZ / + Zub TopKit
			➡	→ 05/10; + ABS	03.0137-0462.2	650462	BOS Ø 180 x 32 + HEB
					03.0520-8220.3	698220	BOS Ø 180 x 32 + RZ / + Zub TopKit
			➡	06/10→ 06/13; + ABS	03.0137-0506.2	650506	Ø 180 x 32 + HEB
				03.0521-0520.3	690112	Ø 180 x 32 + RZ / + Zub TopKit	
1.2	51	09/10→	➡	→ 06/13; - ABS	03.0137-0434.2	650434	AP Ø 180 x 32 + HEB
					03.0520-7420.3	697420	AP Ø 180 x 32 + RZ / + Zub TopKit
			➡	→ 06/13; + ABS	03.0137-0506.2	650506	Ø 180 x 32 + HEB
				03.0521-0520.3	690112	Ø 180 x 32 + RZ / + Zub TopKit	
1.2 Bipower	44	09/04→12/11	➡	- ABS	03.0137-0434.2	650434	AP Ø 180 x 32 + HEB
					03.0520-7420.3	697420	AP Ø 180 x 32 + RZ / + Zub TopKit
			➡	→ 05/10; + ABS	03.0137-0462.2	650462	BOS Ø 180 x 32 + HEB
				03.0520-8220.3	698220	BOS Ø 180 x 32 + RZ / + Zub TopKit	
			➡	06/10→; + ABS	03.0137-0506.2	650506	Ø 180 x 32 + HEB
				03.0521-0520.3	690112	Ø 180 x 32 + RZ / + Zub TopKit	
1.2 LPG	44	04/09→	➡	→ 06/13	03.0137-0479.2	650479	AP Ø 203 x 38 + HEB
					03.0520-9220.3	699220	AP Ø 203 x 38 + RZ / + Zub TopKit
1.2 LPG	51	09/10→	➡	11/10→ 06/13	03.0137-0479.2	650479	AP Ø 203 x 38 + HEB
					03.0520-9220.3	699220	AP Ø 203 x 38 + RZ / + Zub TopKit
1.2 Natural Power	44	01/07→11/09	➡		03.0137-0479.2	650479	AP Ø 203 x 38 + HEB
					03.0520-9220.3	699220	AP Ø 203 x 38 + RZ / + Zub TopKit
1.3 D Multijet	55	01/06→	➡	06/06→ 06/13; - ABS	03.0137-0434.2	650434	AP Ø 180 x 32 + HEB
					03.0520-7420.3	697420	AP Ø 180 x 32 + RZ / + Zub TopKit
			➡	06/06→ 05/10; + ABS	03.0137-0462.2	650462	BOS Ø 180 x 32 + HEB
				03.0520-8220.3	698220	BOS Ø 180 x 32 + RZ / + Zub TopKit	
			➡	06/10→ 06/13; + ABS	03.0137-0506.2	650506	Ø 180 x 32 + HEB
				03.0521-0520.3	690112	Ø 180 x 32 + RZ / + Zub TopKit	
1.4 Natural Power	57	10/09→	➡	→ 06/13; - ABS	03.0137-0434.2	650434	AP Ø 180 x 32 + HEB
					03.0520-7420.3	697420	AP Ø 180 x 32 + RZ / + Zub TopKit
			➡	→ 05/10; + ABS	03.0137-0462.2	650462	BOS Ø 180 x 32 + HEB
				03.0520-8220.3	698220	BOS Ø 180 x 32 + RZ / + Zub TopKit	
			➡	06/10→ 06/13	03.0137-0479.2	650479	AP Ø 203 x 38 + HEB
				03.0520-9220.3	699220	AP Ø 203 x 38 + RZ / + Zub TopKit	
 Seilzug, Feststellbremse							
1.1	40	09/04→		→ 06/13; Trommelbremse; <input type="checkbox"/>	24.3727-0556.2	580556	L= 1.405
1.2	44	09/04→		→ 06/13; Trommelbremse; <input type="checkbox"/>	24.3727-0557.2	580557	L= 1.435
1.3 D Multijet	51	03/04→					
1.4 Natural Power	57	10/09→					
1.2 Bipower	44	09/04→12/11		Trommelbremse; <input type="checkbox"/>	24.3727-0556.2	580556	L= 1.405
				Trommelbremse; <input type="checkbox"/>	24.3727-0557.2	580557	L= 1.435
1.3 D Multijet	55	01/06→		06/06→ 06/13; Trommelbremse; <input type="checkbox"/>	24.3727-0556.2	580556	L= 1.405
				06/06→ 06/13; Trommelbremse; <input type="checkbox"/>	24.3727-0557.2	580557	L= 1.435
FIAT - PANDA VAN (312_, 519_) 02/12→							
 Radbremszylinder							
0.9	48 - 63	02/12→	➡		24.3220-1728.3	020509	ALU
0.9 Natural Power	59 - 63	07/12→					
1.2	51	02/12→					
1.2 LPG	51	06/12→					
1.3 D Multijet	55 - 59	02/12→					
➔							













	kw			 	! #		
FIAT - PANDA VAN (312_, 519_) 02/12→							
Zubehörsatz, Bremsbacken							
0.9 0.9 Natural Power 1.2 1.2 LPG 1.3 D Multijet	48 - 63 59 - 63 51 51 55 - 59	02/12→ 07/12→ 02/12→ 06/12→ 02/12→	➔			03.0137-9310.2 669310	AP
 Bremsbackensatz							
0.9 0.9 Natural Power 1.2 1.2 LPG 1.3 D Multijet	48 - 63 59 - 63 51 51 55 - 59	02/12→ 07/12→ 02/12→ 06/12→ 02/12→	➔			03.0137-0479.2 650479 03.0521-0620.3 690111	AP Ø 203 x 38 + HEB Ø 203 x 39 + RZ / + Zub TopKit
FIAT - PUNTO (176_) 09/93→09/99							
 Radbremszylinder							
1.2 16V 1.6 1.7 D 1.7 TD 60 1.2 55 1.1 60 1.2 75 1.2	63 65 42 46 - 52 43 40 44 54	04/97→09/99 01/94→04/97 04/94→09/97 01/94→09/99 01/94→09/99 09/93→09/99 09/93→09/99 10/93→09/99	➔	06/97→ 03/94→ 01/95→ 05/97 11/93→	2 2 2 2 2	24.3220-1107.3 020218 24.3220-1108.3 020219 24.3220-1107.3 020218 24.3220-1108.3 020219 24.3220-1107.3 020218 24.3220-1108.3 020219 24.3220-1107.3 020218 24.3220-1108.3 020219	AP GG BDX GG AP GG BDX GG AP GG BDX GG AP GG BDX GG
Zubehörsatz, Bremsbacken							
1.2 16V 1.6 1.7 D 1.7 TD 60 1.2 55 1.1 60 1.2 75 1.2	63 65 42 46 - 52 43 40 44 54	04/97→09/99 01/94→04/97 04/94→09/97 01/94→09/99 01/94→09/99 09/93→09/99 09/93→09/99 10/93→09/99	➔	06/97→ 03/94→ 01/95→ 05/97 11/93→		03.0137-9088.2 669088 03.0137-9179.2 669179 03.0137-9088.2 669088 03.0137-9179.2 669179 03.0137-9088.2 669088 03.0137-9179.2 669179 03.0137-9088.2 669088 03.0137-9179.2 669179	BDX AP BDX AP BDX AP BDX AP
 Bremstrommel							
1.2 16V 1.6 1.7 D 1.7 TD 60 1.2 55 1.1 60 1.2 75 1.2	63 65 42 46 - 52 43 40 44 54	04/97→09/99 01/94→04/97 04/94→09/97 01/94→09/99 01/94→09/99 09/93→09/99 09/93→09/99 10/93→09/99	➔	06/97→ 03/94→ 01/95→ 05/97 11/93→		24.0218-0011.1 480006 24.0218-0011.1 480006 24.0218-0011.1 480006 24.0218-0011.1 480006 24.0218-0011.1 480006	Ø 214 x 40 / 181,4 Ø 214 x 40 / 181,4 Ø 214 x 40 / 181,4 Ø 214 x 40 / 181,4 Ø 214 x 40 / 181,4
 Bremsbackensatz							
1.2 16V	63	04/97→09/99	➔	06/97→		03.0137-0207.2 650207 03.0137-0274.2 650274 03.0420-5220.3 685220 03.0520-5120.3 695120 03.0520-5220.3 695220 03.0525-0005.3 EQ0005 03.0525-0014.3 EQ0014	BDX Ø 180 x 32 + HEB AP Ø 180 x 32 + HEB AP Ø 180 x 32 + RZ / + Zub Kit BDX Ø 180 x 32 + RZ / + Zub TopKit AP Ø 180 x 32 + RZ / + Zub TopKit BDX Ø 180 x 32 - RZ / + Zub Easy Quick AP Ø 180 x 32 - RZ / + Zub Easy Quick
→							















	kw					! #		
FIAT - PUNTO (176_) 09/93—09/99								
 Bremsbackensatz								
1.6	65	01/94→04/97	➔	03/94→			03.0137-0207.2 650207 BDX Ø 180 x 32 + HEB 03.0137-0274.2 650274 AP Ø 180 x 32 + HEB 03.0420-5220.3 685220 AP Ø 180 x 32 + RZ / + Zub Kit 03.0520-5120.3 695120 BDX Ø 180 x 32 + RZ / + Zub TopKit 03.0520-5220.3 695220 AP Ø 180 x 32 + RZ / + Zub TopKit 03.0525-0005.3 EQ0005 BDX Ø 180 x 32 - RZ / + Zub Easy Quick 03.0525-0014.3 EQ0014 AP Ø 180 x 32 - RZ / + Zub Easy Quick	
1.7 D	42	04/94→09/97	➔	01/95→ 05/97			03.0137-0207.2 650207 BDX Ø 180 x 32 + HEB 03.0137-0274.2 650274 AP Ø 180 x 32 + HEB 03.0420-5220.3 685220 AP Ø 180 x 32 + RZ / + Zub Kit 03.0520-5120.3 695120 BDX Ø 180 x 32 + RZ / + Zub TopKit 03.0520-5220.3 695220 AP Ø 180 x 32 + RZ / + Zub TopKit 03.0525-0005.3 EQ0005 BDX Ø 180 x 32 - RZ / + Zub Easy Quick 03.0525-0014.3 EQ0014 AP Ø 180 x 32 - RZ / + Zub Easy Quick	
1.7 TD 60 1.2	46 - 52 43	01/94→09/99 01/94→09/99	➔				03.0137-0207.2 650207 BDX Ø 180 x 32 + HEB 03.0137-0274.2 650274 AP Ø 180 x 32 + HEB 03.0420-5220.3 685220 AP Ø 180 x 32 + RZ / + Zub Kit 03.0520-5120.3 695120 BDX Ø 180 x 32 + RZ / + Zub TopKit 03.0520-5220.3 695220 AP Ø 180 x 32 + RZ / + Zub TopKit 03.0525-0005.3 EQ0005 BDX Ø 180 x 32 - RZ / + Zub Easy Quick 03.0525-0014.3 EQ0014 AP Ø 180 x 32 - RZ / + Zub Easy Quick	
55 1.1 60 1.2 75 1.2	40 44 54	09/93→09/99 09/93→09/99 10/93→09/99	➔	11/93→			03.0137-0207.2 650207 BDX Ø 180 x 32 + HEB 03.0137-0274.2 650274 AP Ø 180 x 32 + HEB 03.0420-5220.3 685220 AP Ø 180 x 32 + RZ / + Zub Kit 03.0520-5120.3 695120 BDX Ø 180 x 32 + RZ / + Zub TopKit 03.0520-5220.3 695220 AP Ø 180 x 32 + RZ / + Zub TopKit 03.0525-0005.3 EQ0005 BDX Ø 180 x 32 - RZ / + Zub Easy Quick 03.0525-0014.3 EQ0014 AP Ø 180 x 32 - RZ / + Zub Easy Quick	
 Seilzug, Feststellbremse								
1.2 16V	63	04/97→09/99		06/97→; Trommelbremse; ☐			24.3727-0525.2 580525	L= 1.469
				06/97→; Trommelbremse; ☐			24.3727-0526.2 580526	L= 1.456
1.6	65	01/94→04/97		03/94→; Trommelbremse; ☐			24.3727-0525.2 580525	L= 1.469
				03/94→; Trommelbremse; ☐			24.3727-0526.2 580526	L= 1.456
1.7 D	42	04/94→09/97		01/95→ 05/97; Trommelbremse; ☐			24.3727-0525.2 580525	L= 1.469
				01/95→ 05/97; Trommelbremse; ☐			24.3727-0526.2 580526	L= 1.456
1.7 TD 60 1.2	46 - 52 43	01/94→09/99 01/94→09/99		Trommelbremse; ☐			24.3727-0525.2 580525	L= 1.469
				Trommelbremse; ☐			24.3727-0526.2 580526	L= 1.456
55 1.1 60 1.2 75 1.2	40 44 54	09/93→09/99 09/93→09/99 10/93→09/99		11/93→; Trommelbremse; ☐			24.3727-0525.2 580525	L= 1.469
				11/93→; Trommelbremse; ☐			24.3727-0526.2 580526	L= 1.456
FIAT - PUNTO (188_) 09/99—07/12								
 Radbremszylinder								
1.2 16V 80	59	09/99→04/06	➔	10/99→ 06/03; Schaltgetriebe	2	24.3220-1720.3 020455		ALU
			➔	07/03→ 11/05	2	24.3220-1720.3 020455		ALU
			➔	10/99→ 06/03; Automatikgetriebe	2	24.3222-1723.3 020459		ALU
1.2 60	44	09/99→12/10	➔	07/03→ 11/05	2	24.3220-1720.3 020455		ALU
			➔	10/99→ 06/03	2	24.3220-1720.3 020455		ALU
→								

	kW			 	! #		
FIAT - PUNTO (188_) 09/99→07/12							
 Radbremszylinder							
1.2 Bifuel	44	08/07→03/12	➡	10/09→	2	24.3220-1728.3 020509	ALU
1.2 Bipower	44	08/01→05/03	➡		2	24.3220-1720.3 020455	ALU
1.2 Natural Power	38 - 44	09/03→03/12	➡	→ 11/05	2	24.3220-1720.3 020455	ALU
1.3 JTD 16V	51	06/03→03/12	➡	07/03→ 11/05	2	24.3222-1723.3 020459	ALU
1.4	70 - 71	09/03→03/12	➡	→ 11/05	2	24.3220-1740.3 020553	ALU
1.4	64	08/10→03/12	➡		2	24.3220-1740.3 020553	ALU
1.9 DS 60	44	09/99→03/12	➡	10/99→ 06/03	2	24.3222-1723.3 020459	ALU
1.9 JTD 80	59	09/99→03/12	➡				
1.9 JTD	63	10/01→03/12	➡	07/03→ 11/05	2	24.3222-1723.3 020459	ALU
			➡	→ 06/03	2	24.3222-1723.3 020459	ALU
Zubehörsatz, Bremsbacken							
1.2 16V 80	59	09/99→04/06		10/99→ 06/03; - ABS; Schaltgetriebe; ⚠		03.0137-9179.2 669179	AP
				10/99→ 06/03; + ABS; Schaltgetriebe; ⚠		03.0137-9247.2 669247	AP
				07/03→ 11/05; ⚠		03.0137-9247.2 669247	AP
				10/99→ 06/03; Automatikgetriebe; ⚠		03.0137-9247.2 669247	AP
1.2 60	44	09/99→12/10		10/99→ 06/03; - ABS; ⚠		03.0137-9179.2 669179	AP
				10/99→ 06/03; + ABS; ⚠		03.0137-9247.2 669247	AP
				07/03→ 11/05; ⚠		03.0137-9247.2 669247	AP
1.2 Bifuel	44	08/07→03/12	➡	10/09→		03.0137-9310.2 669310	AP
1.2 Bipower	44	08/01→05/03		- ABS; ⚠		03.0137-9179.2 669179	AP
				+ ABS; ⚠		03.0137-9247.2 669247	AP
1.2 Natural Power	38 - 44	09/03→03/12		→ 11/05; ⚠		03.0137-9247.2 669247	AP
1.3 JTD 16V	51	06/03→03/12		07/03→ 11/05; ⚠		03.0137-9247.2 669247	AP
1.4	61 - 64	07/07→03/12	➡			03.0137-9310.2 669310	AP
1.4	70	09/03→03/12	➡	07/05→ 11/05		03.0137-9310.2 669310	AP
			➡	→ 06/05		03.0137-9310.2 669310	AP
1.4	71	11/05→03/12	➡	→ 11/05		03.0137-9310.2 669310	AP
1.9 DS 60	44	09/99→03/12		10/99→ 06/03; ⚠		03.0137-9247.2 669247	AP
1.9 JTD 80	59	09/99→03/12					
1.9 JTD	63	10/01→03/12		07/03→ 11/05; ⚠		03.0137-9247.2 669247	AP
				→ 06/03; ⚠		03.0137-9247.2 669247	AP
 Bremstrommel							
1.2 16V 80	59	09/99→04/06	➡	07/03→ 11/05		24.0218-0011.1 480006	Ø 214 x 40 / 181,4
1.2 60	44	09/99→12/10	➡	10/99→ 06/03		24.0218-0011.1 480006	Ø 214 x 40 / 181,4
1.2 Bifuel	44	08/07→03/12	➡			24.0220-3035.1 480300	Ø 249,5 x 45 / 204,7
1.2 Bipower	44	08/01→05/03	➡			24.0218-0011.1 480006	Ø 214 x 40 / 181,4
1.2 Natural Power	38 - 44	09/03→03/12	➡	→ 11/05		24.0218-0011.1 480006	Ø 214 x 40 / 181,4
1.3 JTD 16V	51	06/03→03/12	➡	07/03→ 11/05		24.0218-0011.1 480006	Ø 214 x 40 / 181,4
1.4	70 - 71	09/03→03/12	➡	→ 11/05		24.0220-3007.1 480064	Ø 249,5 x 48,5 / 204,7
1.4	64	08/10→03/12	➡			24.0220-3007.1 480064	Ø 249,5 x 48,5 / 204,7
1.9 DS 60	44	09/99→03/12	➡	10/99→ 06/03		24.0218-0011.1 480006	Ø 214 x 40 / 181,4
1.9 JTD 80	59	09/99→03/12	➡				
1.9 JTD	63	10/01→03/12	➡	07/03→ 11/05		24.0218-0011.1 480006	Ø 214 x 40 / 181,4
			➡	→ 06/03		24.0218-0011.1 480006	Ø 214 x 40 / 181,4
 Bremsbackensatz							
1.2 16V 80	59	09/99→04/06	➡	10/99→ 06/03; - ABS; Schaltgetriebe		03.0137-0359.2 650359	AP Ø 180 x 32 + HEB
						03.0520-7220.3 697220	AP Ø 180 x 32 + RZ / + Zub TopKit
						03.0525-0024.3 EQ0024	AP Ø 180 x 32 - RZ / + Zub Easy Quick
			➡	10/99→ 06/03; + ABS; Schaltgetriebe		03.0137-0360.2 650360	AP Ø 180 x 32 + HEB
						03.0520-7920.3 697920	AP Ø 180 x 32 + RZ / + Zub TopKit
➔			➡	07/03→ 11/05		03.0137-0360.2 650360	AP Ø 180 x 32 + HEB

	kw				! #		
FIAT - PUNTO (188_) 09/99→07/12							
 Bremsbackensatz							
1.2 16V 80	59	09/99→04/06	➔	07/03→ 11/05		03.0520-7220.3 697220 03.0525-0024.3 EQ0024	AP Ø 180 x 32 + RZ / + Zub TopKit AP Ø 180 x 32 - RZ / + Zub Easy Quick
			➔	10/99→ 06/03; Automatikgetriebe		03.0137-0360.2 650360 03.0520-6622.3 696622	AP Ø 180 x 32 + HEB AP Ø 180 x 32 + RZ / + Zub TopKit
1.2 60	44	09/99→12/10	➔	10/99→ 06/03; - ABS		03.0137-0359.2 650359 03.0520-7220.3 697220 03.0525-0024.3 EQ0024	AP Ø 180 x 32 + HEB AP Ø 180 x 32 + RZ / + Zub TopKit AP Ø 180 x 32 - RZ / + Zub Easy Quick
			➔	10/99→ 06/03; + ABS		03.0137-0360.2 650360 03.0520-7920.3 697920	AP Ø 180 x 32 + HEB AP Ø 180 x 32 + RZ / + Zub TopKit
			➔	07/03→ 11/05		03.0137-0360.2 650360 03.0520-7220.3 697220 03.0525-0024.3 EQ0024	AP Ø 180 x 32 + HEB AP Ø 180 x 32 + RZ / + Zub TopKit AP Ø 180 x 32 - RZ / + Zub Easy Quick
1.2 Bifuel	44	08/07→03/12	➔	10/09→		03.0137-0479.2 650479	AP Ø 203 x 38 + HEB
1.2 Bipower	44	08/01→05/03	➔	- ABS		03.0137-0359.2 650359 03.0520-7220.3 697220 03.0525-0024.3 EQ0024	AP Ø 180 x 32 + HEB AP Ø 180 x 32 + RZ / + Zub TopKit AP Ø 180 x 32 - RZ / + Zub Easy Quick
			➔	+ ABS		03.0137-0360.2 650360 03.0520-7920.3 697920	AP Ø 180 x 32 + HEB AP Ø 180 x 32 + RZ / + Zub TopKit
1.2 Natural Power	38 - 44	09/03→03/12	➔	→ 11/05		03.0137-0360.2 650360 03.0520-7220.3 697220 03.0525-0024.3 EQ0024	AP Ø 180 x 32 + HEB AP Ø 180 x 32 + RZ / + Zub TopKit AP Ø 180 x 32 - RZ / + Zub Easy Quick
1.3 JTD 16V	51	06/03→03/12	➔	07/03→ 11/05		03.0137-0360.2 650360 03.0520-6622.3 696622	AP Ø 180 x 32 + HEB AP Ø 180 x 32 + RZ / + Zub TopKit
1.4	70	09/03→03/12	➔	07/05→ 11/05		03.0137-0479.2 650479	AP Ø 203 x 38 + HEB
			➔	→ 06/05		03.0137-0479.2 650479	AP Ø 203 x 38 + HEB
1.4	71	11/05→03/12	➔	→ 11/05		03.0137-0479.2 650479	AP Ø 203 x 38 + HEB
1.4	64	08/10→03/12	➔			03.0137-0479.2 650479	AP Ø 203 x 38 + HEB
1.9 DS 60 1.9 JTD 80	44 59	09/99→03/12 09/99→03/12	➔	10/99→ 06/03		03.0137-0360.2 650360 03.0520-6622.3 696622	AP Ø 180 x 32 + HEB AP Ø 180 x 32 + RZ / + Zub TopKit
1.9 JTD	63	10/01→03/12	➔	07/03→ 11/05		03.0137-0360.2 650360 03.0520-6622.3 696622	AP Ø 180 x 32 + HEB AP Ø 180 x 32 + RZ / + Zub TopKit
			➔	→ 06/03		03.0137-0360.2 650360 03.0520-6622.3 696622	AP Ø 180 x 32 + HEB AP Ø 180 x 32 + RZ / + Zub TopKit
 Seilzug, Feststellbremse							
1.2 16V 80 1.2 60	59 44	09/99→04/06 09/99→12/10		07/03→ 11/05; Trommelbremse; 	2	24.3727-0538.2 580538	L= 1.456 - Zub
				10/99→ 06/03; Trommelbremse; 	2	24.3727-0538.2 580538	L= 1.456 - Zub
1.2 Bifuel	44	08/07→03/12		10/09→; Trommelbremse; 		24.3727-0575.2 580575	L= 1.642
				10/09→; 		24.3727-0576.2 580576	L= 1.660
1.2 Bipower	44	08/01→05/03		Trommelbremse; 	2	24.3727-0538.2 580538	L= 1.456 - Zub
1.2 Natural Power	38 - 44	09/03→03/12		→ 11/05; Trommelbremse; 	2	24.3727-0538.2 580538	L= 1.456 - Zub
1.3 JTD 16V	51	06/03→03/12		07/03→ 11/05; Trommelbremse; 	2	24.3727-0538.2 580538	L= 1.456 - Zub
1.4	70 - 71	09/03→03/12		→ 11/05; Trommelbremse; 	2	24.3727-0563.2 580563	L= 1.467
1.4	64	08/10→03/12		Trommelbremse; 	2	24.3727-0563.2 580563	L= 1.467
1.9 DS 60 1.9 JTD 80	44 59	09/99→03/12 09/99→03/12		10/99→ 06/03; Trommelbremse; 	2	24.3727-0538.2 580538	L= 1.456 - Zub
1.9 JTD	63	10/01→03/12		→ 06/03; Trommelbremse; 	2	24.3727-0538.2 580538	L= 1.456 - Zub
➔							

	kW			 	! #		
FIAT - PUNTO (188_) 09/99→07/12							
 Seilzug, Feststellbremse							
1.9 JTD	63	10/01→03/12		07/03→ 11/05; Trommelbremse; <input type="checkbox"/>	2	24.3727-0538.2 580538	L= 1.456 - Zub
FIAT - PUNTO (199_) 01/12→							
 Radbremszylinder							
0.9	74 - 77	07/13→	➔		2	24.3220-1728.3 020509	ALU
0.9 Bifuel	63	03/12→					
0.9 Twinair Turbo	63	03/12→					
1.2	49 - 51	03/12→					
1.3 D Multijet	55 - 70	03/12→					
1.3 JTD Multijet	66	05/18→					
1.4	55 - 57	03/12→					
1.4 Multi Air	77	03/12→					
1.4 Turbo Multi Air	99	03/12→					
Zubehörsatz, Bremsbacken							
0.9	74 - 77	07/13→	➔			03.0137-9310.2 669310	AP
0.9 Bifuel	63	03/12→					
0.9 Twinair Turbo	63	03/12→					
1.2	49 - 51	03/12→					
1.3 D Multijet	55 - 70	03/12→	➔			03.0137-9309.2 669309	AP
1.3 JTD Multijet	66	05/18→					
1.4	55 - 57	03/12→					
1.4 Multi Air	77	03/12→					
1.4 Turbo Multi Air	99	03/12→					
 Bremstrommel							
0.9	74 - 77	07/13→	➔			24.0220-3035.1 480300	Ø 249,5 x 45 / 204,7
0.9 Bifuel	63	03/12→					
0.9 Twinair Turbo	63	03/12→					
1.2	49 - 51	03/12→					
1.3 D Multijet	55 - 70	03/12→	➔			24.0222-8037.1 480302	Ø 269 x 48 / 230
1.3 JTD Multijet	66	05/18→					
1.4	55 - 57	03/12→					
1.4 Multi Air	77	03/12→					
1.4 Turbo Multi Air	99	03/12→					
 Bremsbackensatz							
0.9	74 - 77	07/13→	➔			03.0137-0479.2 650479	AP Ø 203 x 38 + HEB
0.9 Bifuel	63	03/12→				03.0520-9220.3 699220	AP Ø 203 x 38 + RZ / + Zub TopKit
0.9 Twinair Turbo	63	03/12→					
1.2	49 - 51	03/12→					
1.3 D Multijet	55 - 70	03/12→	➔			03.0137-0478.2 650478	AP Ø 228 x 42 + HEB
1.3 JTD Multijet	66	05/18→				03.0520-9020.3 699020	AP Ø 228 x 42 + RZ / + Zub TopKit
1.4	55 - 57	03/12→					
1.4 Multi Air	77	03/12→					
1.4 Turbo Multi Air	99	03/12→					
 Seilzug, Feststellbremse							
0.9	74 - 77	07/13→		Trommelbremse; <input type="checkbox"/>		24.3727-0575.2 580575	L= 1.642
0.9 Bifuel	63	03/12→		<input type="checkbox"/>		24.3727-0576.2 580576	L= 1.660
0.9 Twinair Turbo	63	03/12→					
1.2	49	02/14→					
1.2	51	03/12→		<input type="checkbox"/>		24.3727-0579.2 580579	L= 1.654
1.4 Bifuel	57	03/12→		<input type="checkbox"/>		24.3727-0580.2 580580	L= 1.673
1.4 Natural Power	57	03/12→					
1.3 D Multijet	55 - 70	03/12→		Trommelbremse; <input type="checkbox"/>		24.3727-0577.2 580577	L= 1.674
1.3 JTD Multijet	66	05/18→		<input type="checkbox"/>		24.3727-0578.2 580578	L= 1.689
1.4	55 - 57	03/12→		Scheibenbremse; <input type="checkbox"/>		24.3727-0579.2 580579	L= 1.654
1.4 Multi Air	77	03/12→		Scheibenbremse; <input type="checkbox"/>		24.3727-0580.2 580580	L= 1.673
1.4 Turbo Multi Air	99	03/12→					

	kw			 	! #		
FIAT - PUNTO Cabriolet (176_) 04/94→06/00							
 Radbremsszylinder							
60 1.2	43 - 44	04/94→06/00	➔		2	24.3220-1107.3 020218	AP GG
90 1.6	65	04/94→04/97				24.3220-1108.3 020219	BDX GG
85 16V 1.2	63	04/97→06/00	➔	06/97→	2	24.3220-1107.3 020218	AP GG
						24.3220-1108.3 020219	BDX GG
Zubehörsatz, Bremsbacken							
60 1.2	43 - 44	04/94→06/00	➔			03.0137-9088.2 669088	BDX
90 1.6	65	04/94→04/97				03.0137-9179.2 669179	AP
85 16V 1.2	63	04/97→06/00	➔	06/97→		03.0137-9088.2 669088	BDX
						03.0137-9179.2 669179	AP
 Bremstrommel							
60 1.2	43 - 44	04/94→06/00	➔			24.0218-0011.1 480006	Ø 214 x 40 / 181,4
90 1.6	65	04/94→04/97					
85 16V 1.2	63	04/97→06/00	➔	06/97→		24.0218-0011.1 480006	Ø 214 x 40 / 181,4
 Bremsbackensatz							
60 1.2	43 - 44	04/94→06/00	➔			03.0137-0207.2 650207	BDX Ø 180 x 32 + HEB
90 1.6	65	04/94→04/97				03.0137-0274.2 650274	AP Ø 180 x 32 + HEB
						03.0420-5220.3 685220	AP Ø 180 x 32 + RZ / + Zub Kit
						03.0520-5120.3 695120	BDX Ø 180 x 32 + RZ / + Zub TopKit
						03.0520-5220.3 695220	AP Ø 180 x 32 + RZ / + Zub TopKit
						03.0525-0005.3 EQ0005	BDX Ø 180 x 32 - RZ / + Zub Easy Quick
						03.0525-0014.3 EQ0014	AP Ø 180 x 32 - RZ / + Zub Easy Quick
85 16V 1.2	63	04/97→06/00	➔	06/97→		03.0137-0207.2 650207	BDX Ø 180 x 32 + HEB
						03.0137-0274.2 650274	AP Ø 180 x 32 + HEB
						03.0420-5220.3 685220	AP Ø 180 x 32 + RZ / + Zub Kit
						03.0520-5120.3 695120	BDX Ø 180 x 32 + RZ / + Zub TopKit
						03.0520-5220.3 695220	AP Ø 180 x 32 + RZ / + Zub TopKit
						03.0525-0005.3 EQ0005	BDX Ø 180 x 32 - RZ / + Zub Easy Quick
						03.0525-0014.3 EQ0014	AP Ø 180 x 32 - RZ / + Zub Easy Quick
 Seilzug, Feststellbremse							
60 1.2	43 - 44	04/94→06/00		Trommelbremse; <input type="checkbox"/>		24.3727-0525.2 580525	L= 1.469
90 1.6	65	04/94→04/97		Trommelbremse; <input type="checkbox"/>		24.3727-0526.2 580526	L= 1.456
85 16V 1.2	63	04/97→06/00		06/97→; Trommelbremse; <input type="checkbox"/>		24.3727-0525.2 580525	L= 1.469
				06/97→; Trommelbremse; <input type="checkbox"/>		24.3727-0526.2 580526	L= 1.456
FIAT - PUNTO EVO (199_) 07/08→							
 Radbremsszylinder							
1.2	48 - 51	10/09→	➔		2	24.3220-1728.3 020509	ALU
1.3 D Multijet	51 - 70	07/08→					
1.4	57	10/09→02/12					
1.4 16V	77 - 99	10/09→02/12					
1.4	55	07/09→02/12	➔	10/09→	2	24.3220-1728.3 020509	ALU
Zubehörsatz, Bremsbacken							
1.2	48 - 51	10/09→	➔			03.0137-9310.2 669310	AP
1.3 D Multijet	51 - 70	07/08→	➔			03.0137-9309.2 669309	AP
1.4	57	10/09→02/12					
1.4 16V	77 - 99	10/09→02/12					
1.4	55	07/09→02/12	➔	10/09→		03.0137-9309.2 669309	AP
→							

	kw					! #		
FIAT - PUNTO EVO (199_) 07/08→								
 Bremstrommel								
1.2	48 - 51	10/09→	➔			24.0220-3035.1	480300	Ø 249,5 x 45 / 204,7
1.3 D Multijet	51 - 70	07/08→	➔			24.0222-8037.1	480302	Ø 269 x 48 / 230
1.4 1.4 16V	57 - 77 - 99	10/09→02/12 10/09→02/12						
1.4	55	07/09→02/12	➔	10/09→		24.0222-8037.1	480302	Ø 269 x 48 / 230
 Bremsbackensatz								
1.2	48 - 51	10/09→02/12	➔			03.0137-0479.2 03.0520-9220.3	650479 699220	AP Ø 203 x 38 + HEB AP Ø 203 x 38 + RZ / + Zub TopKit
1.2	50	10/14→	➔			03.0137-0479.2	650479	AP Ø 203 x 38 + HEB
1.3 D Multijet	51 - 70	07/08→	➔			03.0137-0478.2 03.0520-9020.3	650478 699020	AP Ø 228 x 42 + HEB AP Ø 228 x 42 + RZ / + Zub TopKit
1.4 1.4 16V	57 - 77 - 99	10/09→02/12 10/09→02/12						
1.4	55	07/09→02/12	➔	10/09→		03.0137-0478.2 03.0520-9020.3	650478 699020	AP Ø 228 x 42 + HEB AP Ø 228 x 42 + RZ / + Zub TopKit
 Seilzug, Feststellbremse								
1.2	48 - 50	10/09→			Trommelbremse; <input type="checkbox"/>	24.3727-0575.2	580575	L= 1.642
					<input checked="" type="checkbox"/>	24.3727-0576.2	580576	L= 1.660
1.2	51	10/09→02/12			Trommelbremse; <input type="checkbox"/>	24.3727-0575.2	580575	L= 1.642
					Trommelbremse; <input checked="" type="checkbox"/>	24.3727-0576.2	580576	L= 1.660
					Scheibenbremse; <input type="checkbox"/>	24.3727-0579.2	580579	L= 1.654
					Scheibenbremse; <input checked="" type="checkbox"/>	24.3727-0580.2	580580	L= 1.673
1.3 D Multijet	51 - 70	07/08→			Trommelbremse; <input type="checkbox"/>	24.3727-0577.2	580577	L= 1.674
1.4 1.4 16V	57 - 77 - 99	10/09→02/12 10/09→02/12			<input checked="" type="checkbox"/>	24.3727-0578.2	580578	L= 1.689
					Scheibenbremse; <input type="checkbox"/>	24.3727-0579.2	580579	L= 1.654
					Scheibenbremse; <input checked="" type="checkbox"/>	24.3727-0580.2	580580	L= 1.673
1.4	55	07/09→02/12			10/09→; Trommelbremse; <input type="checkbox"/>	24.3727-0577.2	580577	L= 1.674
					10/09→; <input checked="" type="checkbox"/>	24.3727-0578.2	580578	L= 1.689
					10/09→; Scheibenbremse; <input type="checkbox"/>	24.3727-0579.2	580579	L= 1.654
					10/09→; Scheibenbremse; <input checked="" type="checkbox"/>	24.3727-0580.2	580580	L= 1.673
1.4 LPG	57	06/09→02/12			<input type="checkbox"/>	24.3727-0579.2	580579	L= 1.654
1.4 Natural Power	57	10/09→02/12			<input checked="" type="checkbox"/>	24.3727-0580.2	580580	L= 1.673
1.6 D Multijet	88	10/09→02/12			<input checked="" type="checkbox"/>	24.3727-0580.2	580580	L= 1.673
FIAT - PUNTO EVO Kasten/Schrägheck (199_) 03/09→02/12								
 Radbremszylinder								
1.3 D Multijet	55 - 70	03/09→02/12	➔			24.3220-1728.3	020509	ALU
1.4	57	03/09→02/12						
Zubehörsatz, Bremsbacken								
1.3 D Multijet	55 - 70	03/09→02/12	➔			03.0137-9309.2	669309	AP
1.4	57	03/09→02/12						
 Bremstrommel								
1.3 D Multijet	55 - 70	03/09→02/12	➔			24.0222-8037.1	480302	Ø 269 x 48 / 230
1.4	57	03/09→02/12						
 Bremsbackensatz								
1.3 D Multijet	55 - 70	03/09→02/12	➔			03.0137-0478.2 03.0520-9020.3	650478 699020	AP Ø 228 x 42 + HEB AP Ø 228 x 42 + RZ / + Zub TopKit
1.4	57	03/09→02/12						
 Seilzug, Feststellbremse								
1.3 D Multijet	55 - 70	03/09→02/12			Trommelbremse; <input type="checkbox"/>	24.3727-0577.2	580577	L= 1.674
1.4	57	03/09→02/12			<input checked="" type="checkbox"/>	24.3727-0578.2	580578	L= 1.689
					Scheibenbremse; <input type="checkbox"/>	24.3727-0579.2	580579	L= 1.654
					Scheibenbremse; <input checked="" type="checkbox"/>	24.3727-0580.2	580580	L= 1.673

FIAT - PUNTO Kasten/Schrägheck (188_) 02/00→12/10

Radbremszylinder

1.2 60	44	02/00→10/09	➡	→ 06/03		24.3220-1720.3	020455	ALU
1.2 Natural Power	44	01/03→12/10	➡	→ 11/05		24.3220-1720.3	020455	ALU
1.3 JTD	51	06/03→10/05	➡	07/03→		24.3222-1723.3	020459	ALU
1.9 D 60	44	02/00→10/09	➡	→ 06/03		24.3222-1723.3	020459	ALU
1.9 JTD	63	02/00→10/09						

Zubehörsatz, Bremsbacken

1.2 60	44	02/00→10/09		→ 06/03; - ABS; ↓		03.0137-9179.2	669179	AP
				→ 06/03; + ABS; ↓		03.0137-9247.2	669247	AP
1.2 Natural Power	44	01/03→12/10		→ 11/05; ↓		03.0137-9247.2	669247	AP
1.3 JTD	51	06/03→10/05		07/03→; ↓		03.0137-9247.2	669247	AP
1.9 D 60	44	02/00→10/09		→ 06/03; ↓		03.0137-9247.2	669247	AP
1.9 JTD	63	02/00→10/09						

Bremstrommel

1.2 60	44	02/00→10/09	➡	→ 06/03		24.0218-0011.1	480006	Ø 214 x 40 / 181,4
1.9 D 60	44	02/00→10/09						
1.9 JTD	63	02/00→10/09						
1.2 Natural Power	44	01/03→12/10	➡	→ 11/05		24.0218-0011.1	480006	Ø 214 x 40 / 181,4
1.3 JTD	51	06/03→10/05	➡	07/03→		24.0218-0011.1	480006	Ø 214 x 40 / 181,4

Bremsbackensatz

1.2 60	44	02/00→10/09	➡	→ 06/03; - ABS		03.0137-0359.2	650359	AP Ø 180 x 32 + HEB
						03.0520-7220.3	697220	AP Ø 180 x 32 + RZ / + Zub TopKit
			➡	→ 06/03; + ABS		03.0525-0024.3	EQ0024	AP Ø 180 x 32 - RZ / + Zub Easy Quick
						03.0137-0360.2	650360	AP Ø 180 x 32 + HEB
						03.0520-7920.3	697920	AP Ø 180 x 32 + RZ / + Zub TopKit
1.2 Natural Power	44	01/03→12/10	➡	→ 11/05		03.0137-0360.2	650360	AP Ø 180 x 32 + HEB
						03.0520-7220.3	697220	AP Ø 180 x 32 + RZ / + Zub TopKit
						03.0525-0024.3	EQ0024	AP Ø 180 x 32 - RZ / + Zub Easy Quick
1.3 JTD	51	06/03→10/05	➡	07/03→		03.0137-0360.2	650360	AP Ø 180 x 32 + HEB
						03.0520-6622.3	696622	AP Ø 180 x 32 + RZ / + Zub TopKit
1.9 D 60	44	02/00→10/09	➡	→ 06/03		03.0137-0360.2	650360	AP Ø 180 x 32 + HEB
1.9 JTD	63	02/00→10/09				03.0520-6622.3	696622	AP Ø 180 x 32 + RZ / + Zub TopKit

Seilzug, Feststellbremse

1.2 60	44	02/00→10/09		→ 06/03; Trommelbremse; ↓	2	24.3727-0538.2	580538	L= 1.456 - Zub
1.9 D 60	44	02/00→10/09						
1.9 JTD	63	02/00→10/09						
1.2 Natural Power	44	01/03→12/10		→ 11/05; Trommelbremse; ↓	2	24.3727-0538.2	580538	L= 1.456 - Zub
1.3 JTD	51	06/03→10/05		07/03→; Trommelbremse; ↓	2	24.3727-0538.2	580538	L= 1.456 - Zub

FIAT - PUNTO Kasten/Schrägheck (199_) 04/08→

Radbremszylinder














0.9 Twinair Turbo	63	03/12→	➡			24.3220-1728.3	020509	ALU
1.3 D Multijet	62	03/12→						
1.4	57	03/12→						
1.3 D Multijet	55	04/08→	➡	→ 01/11		24.3220-1728.3	020509	ALU
1.3 D Multijet	70	03/09→	➡	10/09→		24.3220-1728.3	020509	ALU













Zubehörsatz, Bremsbacken













0.9 Twinair Turbo	63	03/12→	➡			03.0137-9310.2	669310	AP
1.3 D Multijet	55	04/08→	➡	→ 01/11		03.0137-9309.2	669309	AP
1.3 D Multijet	62	03/12→	➡			03.0137-9309.2	669309	AP
1.4	57	03/12→						
1.3 D Multijet	70	03/09→	➡	10/09→		03.0137-9309.2	669309	AP














Bremstrommel







































0.9 Twinair Turbo	63	03/12→	➡			24.0220-3035.1	480300	Ø 249,5 x 45 / 204,7
→								
















	kw					! #		
FIAT - PUNTO Kasten/Schrägheck (199_) 04/08→								
 Bremstrommel								
1.3 D Multijet	55	04/08→	➔	→ 01/11		24.0222-8037.1	480302	Ø 269 x 48 / 230
1.3 D Multijet 1.4	62 57	03/12→ 03/12→	➔			24.0222-8037.1	480302	Ø 269 x 48 / 230
1.3 D Multijet	70	03/09→	➔	10/09→		24.0222-8037.1	480302	Ø 269 x 48 / 230
 Bremsbackensatz								
0.9 Twinair Turbo	63	03/12→	➔			03.0137-0479.2 03.0520-9220.3	650479 699220	AP Ø 203 x 38 + HEB AP Ø 203 x 38 + RZ / + Zub TopKit
1.3 D Multijet 1.4	55 - 70 57	04/08→ 03/12→	➔			03.0137-0478.2 03.0520-9020.3	650478 699020	AP Ø 228 x 42 + HEB AP Ø 228 x 42 + RZ / + Zub TopKit
 Seilzug, Feststellbremse								
0.9 Twinair Turbo	63	03/12→		Trommelbremse; <input type="checkbox"/>		24.3727-0575.2	580575	L= 1.642
				<input type="checkbox"/>		24.3727-0576.2	580576	L= 1.660
1.3 D Multijet	55	04/08→		→ 01/11; Trommelbremse; <input type="checkbox"/>		24.3727-0577.2	580577	L= 1.674
				→ 01/11; Scheiben/Trommel; <input type="checkbox"/>		24.3727-0578.2	580578	L= 1.689
1.3 D Multijet 1.4	62 57	03/12→ 03/12→		Trommelbremse; <input type="checkbox"/>		24.3727-0577.2	580577	L= 1.674
				<input type="checkbox"/>		24.3727-0578.2	580578	L= 1.689
				Scheibenbremse; <input type="checkbox"/>		24.3727-0579.2	580579	L= 1.654
				Scheibenbremse; <input type="checkbox"/>		24.3727-0580.2	580580	L= 1.673
1.3 D Multijet	70	03/09→		10/09→; Trommelbremse; <input type="checkbox"/>		24.3727-0577.2	580577	L= 1.674
				10/09→; <input type="checkbox"/>		24.3727-0578.2	580578	L= 1.689
				10/09→; Scheibenbremse; <input type="checkbox"/>		24.3727-0579.2	580579	L= 1.654
				10/09→; Scheibenbremse; <input type="checkbox"/>		24.3727-0580.2	580580	L= 1.673
1.4 LPG	57	03/12→		<input type="checkbox"/>		24.3727-0579.2	580579	L= 1.654
				<input type="checkbox"/>		24.3727-0580.2	580580	L= 1.673
1.4 Natural Power	57	03/09→		10/09→; <input type="checkbox"/>		24.3727-0579.2	580579	L= 1.654
				10/09→; <input type="checkbox"/>		24.3727-0580.2	580580	L= 1.673
FIAT - PUNTO Van (176_) 04/96→02/00								
 Radbremszylinder								
1.1 1.7 TD	40 52	04/96→02/00 04/96→02/00	➔	→ 09/99		24.3220-1107.3	020218	AP GG
						24.3220-1108.3	020219	BDX GG
1.7 D	42	04/96→02/00	➔	→ 05/97		24.3220-1107.3	020218	AP GG
						24.3220-1108.3	020219	BDX GG
1.7 TD	46	09/96→09/99	➔			24.3220-1107.3	020218	AP GG
						24.3220-1108.3	020219	BDX GG
Zubehörsatz, Bremsbacken								
1.1 1.7 TD	40 52	04/96→02/00 04/96→02/00	➔	→ 09/99		03.0137-9088.2	669088	BDX
						03.0137-9179.2	669179	AP
1.7 D	42	04/96→02/00	➔	→ 05/97		03.0137-9088.2	669088	BDX
						03.0137-9179.2	669179	AP
1.7 TD	46	09/96→09/99	➔			03.0137-9088.2	669088	BDX
						03.0137-9179.2	669179	AP
 Bremstrommel								
1.1 1.7 TD	40 52	04/96→02/00 04/96→02/00	➔	→ 09/99		24.0218-0011.1	480006	Ø 214 x 40 / 181,4
1.7 D	42	04/96→02/00	➔	→ 05/97		24.0218-0011.1	480006	Ø 214 x 40 / 181,4
1.7 TD	46	09/96→09/99	➔			24.0218-0011.1	480006	Ø 214 x 40 / 181,4
 Bremsbackensatz								
1.1 1.7 TD	40 52	04/96→02/00 04/96→02/00	➔	→ 09/99		03.0137-0207.2 03.0137-0274.2 03.0420-5220.3 03.0520-5120.3	650207 650274 685220 695120	BDX Ø 180 x 32 + HEB AP Ø 180 x 32 + HEB AP Ø 180 x 32 + RZ / + Zub TopKit
						03.0520-5220.3	695220	AP Ø 180 x 32 + RZ / + Zub TopKit
						03.0525-0005.3	EQ0005	BDX Ø 180 x 32 - RZ / + Zub Easy Quick


















	kW					! #		
FIAT - PUNTO Van (176_) 04/96→02/00								
 Bremsbackensatz								
1.1 1.7 TD	40 52	04/96→02/00 04/96→02/00	➔	→ 09/99			03.0525-0014.3 EQ0014	AP Ø 180 x 32 - RZ / + Zub Easy Quick
1.7 D	42	04/96→02/00	➔	→ 05/97			03.0137-0207.2 650207 03.0137-0274.2 650274 03.0420-5220.3 685220 03.0520-5120.3 695120 03.0520-5220.3 695220 03.0525-0005.3 EQ0005 03.0525-0014.3 EQ0014	BDX Ø 180 x 32 + HEB AP Ø 180 x 32 + HEB AP Ø 180 x 32 + RZ / + Zub Kit BDX Ø 180 x 32 + RZ / + Zub TopKit AP Ø 180 x 32 + RZ / + Zub TopKit BDX Ø 180 x 32 - RZ / + Zub Easy Quick AP Ø 180 x 32 - RZ / + Zub Easy Quick
1.7 TD	46	09/96→09/99	➔				03.0137-0207.2 650207 03.0137-0274.2 650274 03.0420-5220.3 685220 03.0520-5120.3 695120 03.0520-5220.3 695220 03.0525-0005.3 EQ0005 03.0525-0014.3 EQ0014	BDX Ø 180 x 32 + HEB AP Ø 180 x 32 + HEB AP Ø 180 x 32 + RZ / + Zub Kit BDX Ø 180 x 32 + RZ / + Zub TopKit AP Ø 180 x 32 + RZ / + Zub TopKit BDX Ø 180 x 32 - RZ / + Zub Easy Quick AP Ø 180 x 32 - RZ / + Zub Easy Quick
 Seilzug, Feststellbremse								
1.1 1.7 TD	40 52	04/96→02/00 04/96→02/00		→ 09/99; Trommelbremse; <input type="checkbox"/>			24.3727-0525.2 580525	L= 1.469
1.7 D	42	04/96→02/00		→ 05/97; Trommelbremse; <input type="checkbox"/>			24.3727-0526.2 580526	L= 1.456
1.7 TD	46	09/96→09/99		Trommelbremse; <input type="checkbox"/>			24.3727-0525.2 580525	L= 1.469
				Trommelbremse; <input type="checkbox"/>			24.3727-0526.2 580526	L= 1.456
FIAT - QUBO (225_) 02/08→								
 Radbremszylinder								
1.3 D Multijet 1.4 1.4 Natural Power	59 - 70 57 57	07/10→ 10/09→ 10/09→	➔				24.3220-1728.3 020509	ALU
1.3 D Multijet 1.4	55 54	02/08→ 02/08→	➔	09/08→			24.3220-1728.3 020509	ALU
Zubehörsatz, Bremsbacken								
1.3 D Multijet 1.4 1.4 Natural Power	59 - 70 57 57	07/10→ 10/09→ 10/09→	➔				03.0137-9309.2 669309	AP
1.3 D Multijet 1.4	55 54	02/08→ 02/08→	➔	09/08→			03.0137-9309.2 669309 03.0137-9310.2 669310	AP AP
				09/08→; für Fahrzeuge mit verstärkter Bremsse				
				09/08→; nicht für Fahrzeuge mit verstärkter Bremsse				
 Bremstrommel								
1.3 D Multijet 1.4 1.4 Natural Power	59 - 70 57 57	07/10→ 10/09→ 10/09→	➔				24.0222-8018.1 480078	Ø 268 x 48 / 230
1.3 D Multijet 1.4	55 54	02/08→ 02/08→	➔	09/08→			24.0222-8018.1 480078 24.0220-3007.1 480064 24.0222-8018.1 480078	Ø 268 x 48 / 230 Ø 249,5 x 48,5 / 204,7 Ø 268 x 48 / 230
				09/08→; nicht für Fahrzeuge mit verstärkter Bremsse				
				09/08→; für Fahrzeuge mit verstärkter Bremsse				
 Bremsbackensatz								
1.3 D Multijet 1.4 1.4 Natural Power	59 - 70 57 57	07/10→ 10/09→ 10/09→	➔				03.0137-0493.2 650493 03.0521-0120.3 690120	AP Ø 228 x 42 + HEB AP Ø 228 x 42 + RZ / + Zub TopKit















	kw			 	! #		
FIAT - QUBO (225_) 02/08→							
 Bremsbackensatz							
1.3 D Multijet	55	02/08→	➔	09/08→		03.0137-0493.2 650493 03.0521-0120.3 690120	AP Ø 228 x 42 + HEB AP Ø 228 x 42 + RZ / + Zub TopKit
1.4	54	02/08→	➔	09/08→; für Fahrzeuge mit verstärkter Bremse		03.0137-0457.2 650457 03.0521-0120.3 690120	AP Ø 228 x 42 + HEB AP Ø 228 x 42 + RZ / + Zub TopKit
				09/08→; nicht für Fahrzeuge mit verstärkter Bremse		03.0137-0479.2 650479 03.0520-9220.3 699220	AP Ø 203 x 38 + HEB AP Ø 203 x 38 + RZ / + Zub TopKit
FIAT - SCUDO Bus (220_) 02/96→12/06							
 Radbremszylinder							
1.6 1.9 D 1.9 TD 1.9 TD Eco 2.0 16V 2.0 JTD	58 51 68 66 100 69 - 80	02/96→12/06 02/96→12/06 02/96→12/06 02/96→12/06 06/00→12/06 12/99→12/06	➔			24.3219-1704.3 020374	GG
2.0 JTD 16V	80	05/99→12/06	➔	12/99→		24.3219-1704.3 020374	GG
Zubehörsatz, Bremsbacken							
1.6 1.9 D 1.9 TD 1.9 TD Eco 2.0 16V 2.0 JTD	58 51 68 66 100 69 - 80	02/96→12/06 02/96→12/06 02/96→12/06 02/96→12/06 06/00→12/06 12/99→12/06	➔			03.0137-9208.2 669208	
2.0 JTD 16V	80	05/99→12/06	➔	12/99→		03.0137-9208.2 669208	
 Bremstrommel							
1.6 1.9 D 1.9 TD 1.9 TD Eco 2.0 16V 2.0 JTD	58 51 68 66 100 69 - 80	02/96→12/06 02/96→12/06 02/96→12/06 02/96→12/06 06/00→12/06 12/99→12/06	➔			24.0225-5003.1 480066	Ø 298 x 67 / 256
2.0 JTD 16V	80	05/99→12/06	➔	12/99→		24.0225-5003.1 480066	Ø 298 x 67 / 256
 Bremsbackensatz							
1.6 1.9 D 1.9 TD 1.9 TD Eco 2.0 16V 2.0 JTD	58 51 68 66 100 69 - 80	02/96→12/06 02/96→12/06 02/96→12/06 02/96→12/06 06/00→12/06 12/99→12/06	➔			03.0137-0314.2 650314 03.0520-2619.3 692619 03.0525-0029.3 EQ0029	Ø 255 x 61 BDX Ø 255 x 61 + RZ / + Zub TopKit BDX Ø 255 x 61 - RZ / + Zub Easy Quick
2.0 JTD 16V	80	05/99→12/06	➔	12/99→		03.0137-0314.2 650314 03.0520-2619.3 692619 03.0525-0029.3 EQ0029	Ø 255 x 61 BDX Ø 255 x 61 + RZ / + Zub TopKit BDX Ø 255 x 61 - RZ / + Zub Easy Quick
 Seilzug, Feststellbremse							
1.6 1.9 D 1.9 TD 1.9 TD Eco 2.0 16V 2.0 JTD	58	02/96→12/06	➔	nicht für verlängerten Radstand; Trommelbremse; ⬆	1	24.3727-0336.2 580336	L= 500
	51	02/96→12/06		für verlängerten Radstand; Trommelbremse; ⬆	1	24.3727-0341.2 580341	L= 900
	68	02/96→12/06			Trommelbremse; ⬇	24.3727-0531.2 580531	L= 2.286
	66	02/96→12/06		Trommelbremse; ⬇		24.3727-0532.2 580532	L= 1.063
2.0 16V 2.0 JTD	100	06/00→12/06	➔	12/99→; nicht für verlängerten Radstand; Trommelbremse; ⬆	1	24.3727-0336.2 580336	L= 500
	69 -	12/99→12/06		12/99→; für verlängerten Radstand; Trommelbremse; ⬆	1	24.3727-0341.2 580341	L= 900
	80			12/99→; Trommelbremse; ⬇	24.3727-0531.2 580531	L= 2.286	
				12/99→; Trommelbremse; ⬇	24.3727-0532.2 580532	L= 1.063	














	kw			 	! #		
FIAT - SCUDO Bus (270_, 272_) 01/07→							
 Radbremsszylinder							
1.6 D Multijet	66	01/07→	→			24.3222-1726.3 020518	TRW ALU
Zubehörsatz, Bremsbacken							
1.6 D Multijet	66	01/07→	→			03.0137-9219.2 669219	TRW
 Bremsbackensatz							
1.6 D Multijet	66	01/07→	→	nicht für Wohnmobile		03.0137-0334.2 650334 03.0520-7122.3 697122	TRW Ø 254 x 57 + HEB TRW Ø 254 x 57 + RZ / + Zub TopKit
FIAT - SCUDO Kasten (220_) 02/96→12/06							
 Radbremsszylinder							
1.6	58	02/96→12/06	→			24.3219-1704.3 020374	GG
1.9 D	51	02/96→12/06					
1.9 TD	66 - 68	02/96→12/06					
2.0 JTD	80	12/02→12/06					
2.0	100	05/00→12/06	→	06/00→		24.3219-1704.3 020374	GG
2.0 JTD	69	10/99→12/06	→	12/99→		24.3219-1704.3 020374	GG
2.0 JTD 16V	80	05/99→12/06					
Zubehörsatz, Bremsbacken							
1.6	58	02/96→12/06	→			03.0137-9208.2 669208	
1.9 D	51	02/96→12/06					
1.9 TD	66 - 68	02/96→12/06					
2.0 JTD	80	12/02→12/06					
2.0	100	05/00→12/06	→	06/00→		03.0137-9208.2 669208	
2.0 JTD	69	10/99→12/06	→	12/99→		03.0137-9208.2 669208	
2.0 JTD 16V	80	05/99→12/06					
 Bremstrommel							
1.6	58	02/96→12/06	→			24.0225-5003.1 480066	Ø 298 x 67 / 256
1.9 D	51	02/96→12/06					
1.9 TD	66 - 68	02/96→12/06					
2.0 JTD	80	12/02→12/06					
2.0	100	05/00→12/06	→	06/00→		24.0225-5003.1 480066	Ø 298 x 67 / 256
2.0 JTD	69	10/99→12/06	→	12/99→		24.0225-5003.1 480066	Ø 298 x 67 / 256
2.0 JTD 16V	80	05/99→12/06					
 Bremsbackensatz							
1.6	58	02/96→12/06	→			03.0137-0314.2 650314	Ø 255 x 61
1.9 D	51	02/96→12/06				03.0520-2619.3 692619	BDX Ø 255 x 61 + RZ / + Zub TopKit
1.9 TD	66 - 68	02/96→12/06					
2.0 JTD	80	12/02→12/06				03.0525-0029.3 EQ0029	BDX Ø 255 x 61 - RZ / + Zub Easy Quick
2.0	100	05/00→12/06	→	06/00→		03.0137-0314.2 650314 03.0520-2619.3 692619 03.0525-0029.3 EQ0029	Ø 255 x 61 BDX Ø 255 x 61 + RZ / + Zub TopKit BDX Ø 255 x 61 - RZ / + Zub Easy Quick
2.0 JTD	69	10/99→12/06	→	12/99→		03.0137-0314.2 650314 03.0520-2619.3 692619 03.0525-0029.3 EQ0029	Ø 255 x 61 BDX Ø 255 x 61 + RZ / + Zub TopKit BDX Ø 255 x 61 - RZ / + Zub Easy Quick
2.0 JTD 16V	80	05/99→12/06					
 Seilzug, Feststellbremse							
1.6	58	02/96→12/06		nicht für verlängerten Radstand; Trommelbremse; ☒	1	24.3727-0336.2 580336	L= 500
1.9 D	51	02/96→12/06					
1.9 TD	66 - 68	02/96→12/06		für verlängerten Radstand; Trommelbremse; ☒	1	24.3727-0341.2 580341	L= 900
2.0 JTD	80	12/02→12/06				24.3727-0531.2 580531	L= 2.286
				Trommelbremse; ☒		24.3727-0532.2 580532	L= 1.063
2.0	100	05/00→12/06		06/00→; nicht für verlängerten Radstand; Trommelbremse; ☒	1	24.3727-0336.2 580336	L= 500
				06/00→; für verlängerten Radstand; Trommelbremse; ☒	1	24.3727-0341.2 580341	L= 900
				06/00→; Trommelbremse; ☒		24.3727-0531.2 580531	L= 2.286
→							
























	kW					! #		
FIAT - SCUDO Kasten (220_) 02/96→12/06								
 Seilzug, Feststellbremse								
2.0	100	05/00→12/06		06/00→; Trommelbremse; 		1	24.3727-0532.2 580532	L= 1.063
2.0 JTD	69	10/99→12/06		12/99→; nicht für verlängerten Radstand; Trommelbremse; 	1	24.3727-0336.2 580336	L= 500	
2.0 JTD 16V	80	05/99→12/06		12/99→; für verlängerten Radstand; Trommelbremse; 	1	24.3727-0341.2 580341	L= 900	
				12/99→; Trommelbremse; 		24.3727-0531.2 580531	L= 2.286	
				12/99→; Trommelbremse; 		24.3727-0532.2 580532	L= 1.063	
FIAT - SCUDO Kasten (270_, 272_) 01/07→								
 Radbremszylinder								
1.6 D Multijet	66	01/07→					24.3222-1726.3 020518	TRW ALU
Zubehörsatz, Bremsbacken								
1.6 D Multijet	66	01/07→					03.0137-9219.2 669219	TRW
 Bremsbackensatz								
1.6 D Multijet	66	01/07→		nicht für Wohnmobile			03.0137-0334.2 650334 03.0520-7122.3 697122	TRW Ø 254 x 57 + HEB TRW Ø 254 x 57 + RZ / + Zub TopKit
FIAT - SCUDO Pritsche/Fahrgestell (220_) 09/96→12/06								
 Radbremszylinder								
1.6	58	09/96→12/06					24.3219-1704.3 020374	GG
1.9 D	51	04/98→12/06						
1.9 TD	68	09/96→12/06						
2.0 JTD	80	12/02→12/06						
2.0 JTD	69	10/99→12/06		12/99→			24.3219-1704.3 020374	GG
2.0 JTD 16V	80	05/99→12/06						
Zubehörsatz, Bremsbacken								
1.6	58	09/96→12/06					03.0137-9208.2 669208	
1.9 D	51	04/98→12/06						
1.9 TD	68	09/96→12/06						
2.0 JTD	80	12/02→12/06						
2.0 JTD	69	10/99→12/06		12/99→			03.0137-9208.2 669208	
2.0 JTD 16V	80	05/99→12/06						
 Bremstrommel								
1.6	58	09/96→12/06					24.0225-5003.1 480066	Ø 298 x 67 / 256
1.9 D	51	04/98→12/06						
1.9 TD	68	09/96→12/06						
2.0 JTD	80	12/02→12/06						
2.0 JTD	69	10/99→12/06		12/99→			24.0225-5003.1 480066	Ø 298 x 67 / 256
2.0 JTD 16V	80	05/99→12/06						
 Bremsbackensatz								
1.6	58	09/96→12/06					03.0137-0314.2 650314	Ø 255 x 61
1.9 D	51	04/98→12/06					03.0520-2619.3 692619	BDX Ø 255 x 61 + RZ / + Zub TopKit
1.9 TD	68	09/96→12/06					03.0525-0029.3 EQ0029	BDX Ø 255 x 61 - RZ / + Zub Easy Quick
2.0 JTD	80	12/02→12/06						
2.0 JTD	69	10/99→12/06		12/99→			03.0137-0314.2 650314	Ø 255 x 61
2.0 JTD 16V	80	05/99→12/06					03.0520-2619.3 692619	BDX Ø 255 x 61 + RZ / + Zub TopKit
							03.0525-0029.3 EQ0029	BDX Ø 255 x 61 - RZ / + Zub Easy Quick
 Seilzug, Feststellbremse								
1.6	58	09/96→12/06		nicht für verlängerten Radstand; Trommelbremse; 	1	24.3727-0336.2 580336	L= 500	
1.9 D	51	04/98→12/06						
1.9 TD	68	09/96→12/06		für verlängerten Radstand; Trommelbremse; 	1	24.3727-0341.2 580341	L= 900	
2.0 JTD	80	12/02→12/06		Trommelbremse; 		24.3727-0531.2 580531	L= 2.286	
				Trommelbremse; 		24.3727-0532.2 580532	L= 1.063	
2.0 JTD	69	10/99→12/06		12/99→; nicht für verlängerten Radstand; Trommelbremse; 	1	24.3727-0336.2 580336	L= 500	
2.0 JTD 16V	80	05/99→12/06		12/99→; für verlängerten Radstand; Trommelbremse; 	1	24.3727-0341.2 580341	L= 900	
				12/99→; Trommelbremse; 		24.3727-0531.2 580531	L= 2.286	
				12/99→; Trommelbremse; 		24.3727-0532.2 580532	L= 1.063	












	kw					! #		
FIAT - SCUDO Pritsche/Fahrgestell (270_, 272_) 01/07→								
 Radbremsszylinder								
1.6 D Multijet	66	01/07→	➔			24.3222-1726.3	020518	TRW ALU
Zubehörsatz, Bremsbacken								
1.6 D Multijet	66	01/07→	➔			03.0137-9219.2	669219	TRW
 Bremsbackensatz								
1.6 D Multijet	66	01/07→	➔	nicht für Wohnmobile		03.0137-0334.2 03.0520-7122.3	650334 697122	TRW Ø 254 x 57 + HEB TRW Ø 254 x 57 + RZ / + Zub TopKit
FIAT - SEDICI (189_) 06/06→10/14								
 Radbremsszylinder								
1.6 16V	79 - 88	06/06→10/14	➔		2	24.3219-1756.3	020511	BOS ALU
1.6 16V 4x4	79 - 88	06/06→10/14						
1.9 D Multijet	88	06/06→10/11						
1.9 D Multijet 4x4	88	06/06→10/11						
2.0 D Multijet	99	06/06→10/14						
2.0 D Multijet 4x4	99	06/06→10/14						
Zubehörsatz, Bremsbacken								
1.6 16V	79 - 88	06/06→10/14	➔			03.0137-9319.2	669319	BOS
1.6 16V 4x4	79 - 88	06/06→10/14						
1.9 D Multijet	88	06/06→10/11						
1.9 D Multijet 4x4	88	06/06→10/11						
2.0 D Multijet	99	06/06→10/14						
2.0 D Multijet 4x4	99	06/06→10/14						
 Bremsbackensatz								
1.6 16V	79 - 88	06/06→10/14	➔			03.0137-0490.2 03.0520-7719.3	650490 697719	BOS Ø 220 x 35 + HEB BOS Ø 220 x 35 + RZ / + Zub TopKit
1.6 16V 4x4	79 - 88	06/06→10/14						
1.9 D Multijet	88	06/06→10/11						
1.9 D Multijet 4x4	88	06/06→10/11						
2.0 D Multijet	99	06/06→10/14						
2.0 D Multijet 4x4	99	06/06→10/14						
 Seilzug, Feststellbremse								
1.6 16V	79 - 88	06/06→10/14		Scheibenbremse; <input type="checkbox"/>		24.3727-2006.2	582006	L= 1.638
1.6 16V 4x4	79 - 88	06/06→10/14		Scheibenbremse; <input type="checkbox"/>		24.3727-2007.2	582007	L= 1.638
1.9 D Multijet	88	06/06→10/11						
1.9 D Multijet 4x4	88	06/06→10/11						
2.0 D Multijet	99	06/06→10/14						
2.0 D Multijet 4x4	99	06/06→10/14						
FIAT - SEICENTO / 600 (187_) 11/97→01/10								
 Radbremsszylinder								
0.9	29	11/97→12/08	➔	04/98→ 03/08	2	24.3219-0803.3	020183	GG
1.1	40	01/98→01/10						
Elektra	30	01/99→01/05	➔	03/00→		24.3219-0803.3	020183	GG
Elettrica	22	03/00→04/04	➔			24.3219-0803.3	020183	GG
Zubehörsatz, Bremsbacken								
0.9	29	11/97→12/08	➔	04/98→ 03/08		03.0137-9021.2	669021	Fiat
1.1	40	01/98→01/10						
Elektra	30	01/99→01/05	➔	03/00→		03.0137-9021.2	669021	Fiat
Elettrica	22	03/00→04/04	➔			03.0137-9021.2	669021	Fiat
 Bremstrommel								
0.9	29	11/97→12/08	➔	04/98→ 03/08		24.0218-5002.1	480117	Ø 219 x 36,5 / 186,8
1.1	40	01/98→01/10						
Elektra	30	01/99→01/05	➔	03/00→		24.0218-5002.1	480117	Ø 219 x 36,5 / 186,8
Elettrica	22	03/00→04/04	➔			24.0218-5002.1	480117	Ø 219 x 36,5 / 186,8
 Bremsbackensatz								
0.9	29	11/97→12/08	➔	04/98→ 03/08		03.0137-0015.2	650015	Fiat Ø 185 x 31














	kW					! #		
FIAT - SEICENTO / 600 (187_) 11/97→01/10								
 Bremsbackensatz								
1.1	40	01/98→01/10	➡	04/98→03/08		03.0420-0319.3 680319	Fiat Ø 185 x 31 + RZ / + Zub Kit	
Elektra	30	01/99→01/05	➡	03/00→		03.0137-0015.2 650015 03.0420-0319.3 680319	Fiat Ø 185 x 31 Fiat Ø 185 x 31 + RZ / + Zub Kit	
Elettrica	22	03/00→04/04	➡			03.0137-0015.2 650015 03.0420-0319.3 680319	Fiat Ø 185 x 31 Fiat Ø 185 x 31 + RZ / + Zub Kit	
 Seilzug, Feststellbremse								
0.9 1.1	29 40	11/97→12/08 01/98→01/10		04/98→03/08; Trommelbremse; ⚡	1	24.3727-0544.2 580544	L= 2.670	
FIAT - SEICENTO / 600 Kasten/Schrägheck (287_) 01/98→01/10								
 Radbremszylinder								
0.9 1.1	29 40	01/98→01/10 01/98→01/10	➡	04/98→03/08		24.3219-0803.3 020183	GG	
Zubehörsatz, Bremsbacken								
0.9 1.1	29 40	01/98→01/10 01/98→01/10	➡	04/98→03/08		03.0137-9021.2 669021	Fiat	
 Bremstrommel								
0.9 1.1	29 40	01/98→01/10 01/98→01/10	➡	04/98→03/08		24.0218-5002.1 480117	Ø 219 x 36,5 / 186,8	
 Bremsbackensatz								
0.9 1.1	29 40	01/98→01/10 01/98→01/10	➡	04/98→03/08		03.0137-0015.2 650015 03.0420-0319.3 680319	Fiat Ø 185 x 31 Fiat Ø 185 x 31 + RZ / + Zub Kit	
 Seilzug, Feststellbremse								
0.9 1.1	29 40	01/98→01/10 01/98→01/10		04/98→03/08; Trommelbremse; ⚡	1	24.3727-0544.2 580544	L= 2.670	
FIAT - SIENA (178_, 172_) 04/96→12/16								
 Radbremszylinder								
1.3	59	09/01→12/09	➡	→ 12/06	2	24.3220-1116.3 020313	GG	
Zubehörsatz, Bremsbacken								
1.3	59	09/01→12/09	➡	→ 12/06		03.0137-9234.2 669234		
 Bremstrommel								
1.3	59	09/01→12/09	➡	→ 12/06		24.0222-8018.1 480078	Ø 268 x 48 / 230	
1.4 1.4 Cat	51 51	04/96→12/09 04/96→12/09	➡	02/98→12/06		24.0218-5002.1 480117	Ø 219 x 36,5 / 186,8	
1.5 1.7 TD	62 51	06/04→12/09 02/06→12/09	➡			24.0218-5002.1 480117	Ø 219 x 36,5 / 186,8	
1.6 1.6 16V	76 74	11/00→12/12 09/98→12/09	➡	→ 12/06		24.0218-5002.1 480117	Ø 219 x 36,5 / 186,8	
 Bremsbackensatz								
1.3	59	09/01→12/09	➡	→ 12/06		03.0137-0352.2 650352 03.0520-7820.3 697820	Ø 228 x 43 + HEB AP Ø 228 x 43 + RZ / + Zub TopKit	
FIAT - STILO (192_) 10/01→11/10								
 Seilzug, Feststellbremse								
1.2 16V 1.4 16V	59 66 - 70	02/02→11/06 10/03→12/06		☐		24.3727-0553.2 580553 24.3727-0554.2 580554	L= 1.786 L= 1.668	
1.6 1.6 16V	100 76 - 77	04/05→11/06 10/01→11/06						
1.8 16V	90 - 98	10/01→04/07						
1.9 D Multijet	74 - 110	09/05→11/06						
1.9 JTD	59 - 103	10/01→11/06						
2.4 20V	125	10/01→04/07						




























	kW			 	! #		
FIAT - STILO Multi Wagon (192_) 01/03→08/08							
 Seilzug, Feststellbremse							
1.4 16V	66 - 70	01/04→08/08		→ 03/08; <input type="checkbox"/>		24.3727-0553.2 580553	L= 1.786
1.6 16V	76	01/03→08/08		→ 03/08; <input type="checkbox"/>		24.3727-0554.2 580554	L= 1.668
1.8 16V	98	01/03→08/08					
1.9 D	66	09/04→08/08					
1.9 D Multijet	74 - 110	09/05→08/08					
1.9 JTD	59 - 103	01/03→08/08					
1.6 16V	77	03/05→12/07		<input type="checkbox"/>		24.3727-0553.2 580553	L= 1.786
2.4 20V	123	01/04→08/08		<input type="checkbox"/>		24.3727-0554.2 580554	L= 1.668
FIAT - STILO VAN (192_) 10/01→08/08							
 Seilzug, Feststellbremse							
1.4	70	01/04→08/08		<input type="checkbox"/>		24.3727-0553.2 580553	L= 1.786
1.6	77 - 100	04/05→08/08		<input type="checkbox"/>		24.3727-0554.2 580554	L= 1.668
1.9 JTD	59 - 110	10/01→08/08					
FIAT - STRADA Pick-up (178_) 02/98→							
 Radbremszylinder							
1.3 D Multijet	70	10/10→	➔	01/11→	2	24.3220-1722.3 020458	GG
Zubehörsatz, Bremsbacken							
1.2	44	04/03→	➔	→ 12/11		03.0137-9081.2 669081	
1.2 Trekking	60	11/05→					
1.3 D Multijet	62	05/06→					
1.9 D	46	12/00→					
1.9 JTD	59	04/03→					
1.2	54	06/99→12/06	➔			03.0137-9081.2 669081	
1.7 TD	51	06/99→12/06					
1.3 D Multijet	70	10/10→	➔	01/11→		03.0137-9261.2 669261	
 Bremstrommel							
1.2	44	04/03→	➔	→ 12/11		24.0222-8018.1 480078	Ø 268 x 48 / 230
1.2 Trekking	60	11/05→					
1.3 D Multijet	62	05/06→					
1.9 D	46	12/00→					
1.9 JTD	59	04/03→					
1.2	54	06/99→12/06	➔			24.0222-8018.1 480078	Ø 268 x 48 / 230
1.7 TD	51	06/99→12/06					
1.3 D Multijet	70	10/10→	➔	01/11→		24.0222-8018.1 480078	Ø 268 x 48 / 230
 Bremsbackensatz							
1.3 D Multijet	70	10/10→	➔	01/11→		03.0137-0415.2 650415	Ø 228 x 42 + HEB
FIAT - TEMPRA (159_) 03/90→12/98							
 Seilzug, Feststellbremse							
2.0	81	05/94→12/98		→ 09/96; Scheibenbremse; <input type="checkbox"/>		24.3727-0006.2 580006	L= 1.460
				→ 09/96; Scheibenbremse; <input type="checkbox"/>		24.3727-0521.2 580521	L= 1.517
FIAT - TIPO Kombi (356_) 03/16→							
 Radbremszylinder							
1.0	74	11/20→	➔		2	24.3220-1757.3 020605	ALU
1.3 D	70	03/16→					
1.4	70 - 88	03/16→					
1.4 LPG	88	05/16→					
1.6	81	07/16→					
1.6 D	84 - 96	03/16→					
Zubehörsatz, Bremsbacken							
1.0	74	11/20→	➔			03.0137-9309.2 669309	AP
1.3 D	70	03/16→					
1.4	70 - 88	03/16→					
1.4 LPG	88	05/16→					
1.6	81	07/16→					
1.6 D	84 - 96	03/16→					
➔							






























	kw					! #		
FIAT - TIPO Kombi (356_) 03/16→								
 Bremsbackensatz								
1.0	74	11/20→	➔				03.0137-0526.2 650526	AP Ø 229 x 43 + HEB
1.3 D	70	03/16→				03.0521-0820.3 690103	AP Ø 228 x 42 + RZ / + Zub TopKit	
1.4	70	03/16→						
	88							
1.4 LPG	88	05/16→						
1.6	81	07/16→						
1.6 D	84 - 96	03/16→						
 Seilzug, Feststellbremse								
1.0	74	11/20→		Kasten/Kombi; Scheiben/Trommel; ⚡	2	24.3727-0583.2 580583	L= 1.856	
1.3 D	70	03/16→						
1.4	70	03/16→		Scheiben/Trommel; ⚡	2	24.3727-0585.2 580585	L= 1.738	
1.4	88	03/16→						
1.4 LPG	88	05/16→		Kasten/Kombi; Scheiben/Trommel; ⚡	2	24.3727-0583.2 580583	L= 1.856	
1.6 D	84 - 96	03/16→						
1.6	81	07/16→		Kasten/Kombi; Scheiben/Trommel; ⚡	2	24.3727-0583.2 580583	L= 1.856	
				Scheiben/Trommel; ⚡	2	24.3727-0584.2 580584	L= 1.737	
FIAT - TIPO Schrägheck (356_) 03/16→								
 Radbremszylinder								
1.0	74	11/20→	➔		2	24.3220-1757.3 020605	ALU	
1.3 D	70	03/16→						
1.4	70	03/16→						
	88							
1.4 LPG	88	05/16→						
1.6	81	07/16→						
1.6 D	84 - 96	03/16→						
Zubehörsatz, Bremsbacken								
1.0	74	11/20→	➔			03.0137-9309.2 669309	AP	
1.3 D	70	03/16→						
1.4	70	03/16→						
	88							
1.4 LPG	88	05/16→						
1.6	81	07/16→						
1.6 D	84 - 96	03/16→						
 Bremsbackensatz								
1.0	74	11/20→	➔			03.0137-0526.2 650526	AP Ø 229 x 43 + HEB	
1.3 D	70	03/16→				03.0521-0820.3 690103	AP Ø 228 x 42 + RZ / + Zub TopKit	
1.4	70	03/16→						
	88							
1.4 LPG	88	05/16→						
1.6	81	07/16→						
1.6 D	84 - 96	03/16→						
 Seilzug, Feststellbremse								
1.0	74	11/20→		Kasten/Kombi; Scheiben/Trommel; ⚡	2	24.3727-0583.2 580583	L= 1.856	
1.3 D	70	03/16→						
1.4	70	03/16→		Scheiben/Trommel; ⚡	2	24.3727-0585.2 580585	L= 1.738	
1.4	88	03/16→						
1.4 LPG	88	05/16→		Kasten/Kombi; Scheiben/Trommel; ⚡	2	24.3727-0583.2 580583	L= 1.856	
1.6 D	84 - 96	03/16→						
1.6	81	07/16→		Kasten/Kombi; Scheiben/Trommel; ⚡	2	24.3727-0583.2 580583	L= 1.856	
				Scheiben/Trommel; ⚡	2	24.3727-0584.2 580584	L= 1.737	
FIAT - TIPO Stufenheck (356_) 10/15→								
 Radbremszylinder								
1.0	74	11/20→	➔		2	24.3220-1757.3 020605	ALU	
1.3 D	70	10/15→						
1.4	70	10/15→						
1.4 LPG	88	05/16→						
1.6	81	10/15→						
1.6 D	84 - 88	10/15→						
Zubehörsatz, Bremsbacken								
1.0	74	11/20→	➔			03.0137-9309.2 669309	AP	
1.3 D	70	10/15→						
1.4	70	10/15→						
1.4 LPG	88	05/16→						

	kw					! #		
FIAT - TIPO Stufenheck (356_) 10/15→								
Zubehörsatz, Bremsbacken								
1.6 1.6 D	81 84 - 88	10/15→ 10/15→	➔				03.0137-9309.2 669309	AP
 Bremsbackensatz								
1.0 1.3 D 1.4 1.4 LPG 1.6 1.6 D	74 70 70 88 81 84 - 88	11/20→ 10/15→ 10/15→ 05/16→ 10/15→ 10/15→	➔				03.0137-0526.2 650526 03.0521-0820.3 690103	AP Ø 229 x 43 + HEB AP Ø 228 x 42 + RZ / + Zub TopKit
 Seilzug, Feststellbremse								
1.0 1.3 D 1.4	74 70 70	11/20→ 10/15→ 10/15→		Kasten/Kombi; Scheiben/Trommel; 	2	24.3727-0583.2 580583		L= 1.856
				Scheiben/Trommel; 	2	24.3727-0585.2 580585		L= 1.738
1.4 LPG 1.6 D	88 84 - 88	05/16→ 10/15→		Kasten/Kombi; Scheiben/Trommel; 	2	24.3727-0583.2 580583		L= 1.856
1.6	81	10/15→		Kasten/Kombi; Scheiben/Trommel; 	2	24.3727-0583.2 580583		L= 1.856
				Scheiben/Trommel; 	2	24.3727-0584.2 580584		L= 1.737
FIAT - ULYSSE (179_) 08/02→06/11								
 Seilzug, Feststellbremse								
2.0 2.2 JTD 3.0	100 120 150	08/02→06/11 03/08→06/11 08/02→06/11		→ 01/11; Scheibenbremse; 		24.3727-0847.2 580847		L= 1.068
				→ 01/11; Scheibenbremse; 		24.3727-0848.2 580848		L= 2.360
2.0 D Multijet 2.2 D Multijet	88 - 100 125	05/06→06/11 03/08→06/11		→ 01/11; Scheibenbremse; 	2	24.3727-0569.2 580569		L= 1.255
2.0 JTD 2.2 JTD	79 - 80 94	08/02→08/06 08/02→08/06		Scheibenbremse; 		24.3727-0847.2 580847		L= 1.068
				Scheibenbremse; 		24.3727-0848.2 580848		L= 2.360
FIAT - ULYSSE (220_) 06/94→08/02								
 Radbremszylinder								
1.8 1.9 TD 2.0 2.0 JTD	73 66 89 80	05/97→08/02 02/95→08/02 06/94→08/02 10/99→08/02	➔	→ 07/02; - ABS	2	24.3219-1704.3 020374		GG
1.9 TD 2.0 JTD 16V 2.1 TD	68 80 80	05/97→12/99 05/99→08/02 03/96→10/99	➔	- ABS 10/99→ 07/02; - ABS 06/99→; - ABS	2	24.3219-1704.3 020374		GG GG GG
Zubehörsatz, Bremsbacken								
1.8 1.9 TD 2.0 2.0 JTD	73 66 89 80	05/97→08/02 02/95→08/02 06/94→08/02 10/99→08/02	➔	→ 07/02; - ABS		03.0137-9208.2 669208		
1.9 TD 2.0 JTD 16V 2.1 TD	68 80 80	05/97→12/99 05/99→08/02 03/96→10/99	➔	- ABS 10/99→ 07/02; - ABS 06/99→; - ABS		03.0137-9208.2 669208		
 Bremstrommel								
1.8 1.9 TD 2.0 2.0 JTD	73 66 89 80	05/97→08/02 02/95→08/02 06/94→08/02 10/99→08/02	➔	→ 07/02; - ABS		24.0225-5003.1 480066		Ø 298 x 67 / 256
1.9 TD 2.0 JTD 16V 2.1 TD	68 80 80	05/97→12/99 05/99→08/02 03/96→10/99	➔	- ABS 10/99→ 07/02; - ABS 06/99→; - ABS		24.0225-5003.1 480066		Ø 298 x 67 / 256 Ø 298 x 67 / 256 Ø 298 x 67 / 256
 Bremsbackensatz								
1.8 1.9 TD 2.0 2.0 JTD	73 66 89 80	05/97→08/02 02/95→08/02 06/94→08/02 10/99→08/02	➔	→ 07/02; - ABS		03.0137-0314.2 650314 03.0520-2619.3 692619 03.0525-0029.3 EQ0029		Ø 255 x 61 BDX Ø 255 x 61 + RZ / + Zub TopKit BDX Ø 255 x 61 - RZ / + Zub Easy Quick
1.9 TD ➔	68	05/97→12/99	➔	- ABS		03.0137-0314.2 650314		Ø 255 x 61

	kw					! #		
FIAT - ULYSSE (220_) 06/94→08/02								
 Bremsbackensatz								
1.9 TD	68	05/97→12/99	➡	- ABS			03.0520-2619.3 692619 03.0525-0029.3 EQ0029	BDX Ø 255 x 61 + RZ / + Zub TopKit BDX Ø 255 x 61 - RZ / + Zub Easy Quick
2.0 JTD 16V	80	05/99→08/02	➡	10/99→07/02; - ABS			03.0137-0314.2 650314 03.0520-2619.3 692619 03.0525-0029.3 EQ0029	Ø 255 x 61 BDX Ø 255 x 61 + RZ / + Zub TopKit BDX Ø 255 x 61 - RZ / + Zub Easy Quick
2.1 TD	80	03/96→10/99	➡	06/99→; - ABS			03.0137-0314.2 650314 03.0520-2619.3 692619 03.0525-0029.3 EQ0029	Ø 255 x 61 BDX Ø 255 x 61 + RZ / + Zub TopKit BDX Ø 255 x 61 - RZ / + Zub Easy Quick
 Bremsbackensatz, Feststellbremse								
1.8 1.9 TD 2.0 2.0 16V 2.0 JTD 2.0 Turbo	73 66 89 100 80 108	05/97→08/02 02/95→08/02 06/94→08/02 09/00→08/02 10/99→08/02 06/94→08/02	➡	→ 07/02			03.0137-4018.2 654018	Ø 180 x 30 + Zub
1.9 TD 2.0 16V 2.0 JTD 16V 2.1 TD	68 97 80 80	05/97→12/99 05/98→09/00 05/99→08/02 03/96→10/99	➡		10/99→07/02 06/96→		03.0137-4018.2 654018 03.0137-4018.2 654018 03.0137-4018.2 654018	Ø 180 x 30 + Zub Ø 180 x 30 + Zub Ø 180 x 30 + Zub
Zubehörsatz, Feststellbremsbacken								
1.8 1.9 TD 2.0 2.0 16V 2.0 JTD 2.0 Turbo	73 66 89 100 80 108	05/97→08/02 02/95→08/02 06/94→08/02 09/00→08/02 10/99→08/02 06/94→08/02		→ 07/02			03.0137-9249.2 669249 03.0137-9700.2 669700 03.0137-9702.2 669702	
1.9 TD 2.0 16V 2.0 JTD 16V 2.1 TD	68 97 80 80	05/97→12/99 05/98→09/00 05/99→08/02 03/96→10/99			10/99→07/02 06/96→		03.0137-9249.2 669249 03.0137-9700.2 669700 03.0137-9702.2 669702 03.0137-9249.2 669249 03.0137-9700.2 669700 03.0137-9702.2 669702	
 Seilzug, Feststellbremse								
1.8 2.0	73 89	05/97→08/02 06/94→08/02		→ 07/02; Scheiben/Trommel; <input checked="" type="checkbox"/>		1	24.3727-0336.2 580336	L= 500
				→ 07/02; Scheiben/Trommel; <input type="checkbox"/>			24.3727-0531.2 580531	L= 2.286
				→ 07/02; Scheiben/Trommel; <input type="checkbox"/>			24.3727-0532.2 580532	L= 1.063
1.9 TD 2.0 16V	68 97	05/97→12/99 05/98→09/00		Scheiben/Trommel; <input checked="" type="checkbox"/>		1	24.3727-0336.2 580336	L= 500
				Scheiben/Trommel; <input type="checkbox"/>			24.3727-0529.2 580529	L= 2.205
				Scheiben/Trommel; <input type="checkbox"/>			24.3727-0530.2 580530	L= 1.255
1.9 TD 2.0 16V 2.0 JTD 2.0 Turbo	66 100 80 108	02/95→08/02 09/00→08/02 10/99→08/02 06/94→08/02		→ 07/02; Scheiben/Trommel; <input checked="" type="checkbox"/>		1	24.3727-0336.2 580336	L= 500
				→ 07/02; Scheiben/Trommel; <input type="checkbox"/>			24.3727-0529.2 580529	L= 2.205
				→ 07/02; Scheiben/Trommel; <input type="checkbox"/>			24.3727-0530.2 580530	L= 1.255
2.0 JTD 16V	80	05/99→08/02		10/99→07/02; Scheiben/Trommel; <input checked="" type="checkbox"/>		1	24.3727-0336.2 580336	L= 500
				10/99→07/02; Scheiben/Trommel; <input type="checkbox"/>			24.3727-0529.2 580529	L= 2.205
				10/99→07/02; Scheiben/Trommel; <input type="checkbox"/>			24.3727-0530.2 580530	L= 1.255
2.1 TD	80	03/96→10/99		06/96→; Scheiben/Trommel; <input checked="" type="checkbox"/>		1	24.3727-0336.2 580336	L= 500
				06/96→; Scheiben/Trommel; <input type="checkbox"/>			24.3727-0529.2 580529	L= 2.205
				06/96→; Scheiben/Trommel; <input type="checkbox"/>			24.3727-0530.2 580530	L= 1.255
FIAT - UNO (146_) 01/83→12/13								
 Radbremszylinder								
1.0 1.7 D	42 43	05/93→06/01 11/94→08/00	➡	→ 06/95		2	24.3219-0803.3 020183	GG
1.1 70 S 1.4 →	41 - 43 52	04/86→06/06 10/88→06/06	➡			2	24.3219-0803.3 020183	GG

	kw			 	! #		
FIAT - UNO (146_) 01/83→12/13							
Zubehörsatz, Bremsbacken							
1.0 1.7 D	42 43	05/93→06/01 11/94→08/00	➔	→ 06/95		03.0137-9021.2 669021	Fiat
1.1 70 S 1.4	41 - 43 52	04/86→06/06 10/88→06/06	➔			03.0137-9021.2 669021	Fiat
 Bremstrommel							
1.0 1.7 D	42 43	05/93→06/01 11/94→08/00	➔	→ 06/95		24.0218-5001.1 480012	Ø 219 x 37 / 186,8
1.1 70 S 1.4	41 - 43 52	04/86→06/06 10/88→06/06	➔			24.0218-5001.1 480012	Ø 219 x 37 / 186,8
 Bremsbackensatz							
1.0 1.7 D	42 43	05/93→06/01 11/94→08/00	➔	→ 06/95		03.0137-0015.2 650015 03.0137-0273.2 650273 03.0420-0319.3 680319	Fiat Ø 185 x 31 AP Ø 185 x 31 Fiat Ø 185 x 31 + RZ / + Zub Kit
1.1 70 S 1.4	41 - 43 52	04/86→06/06 10/88→06/06	➔			03.0137-0015.2 650015 03.0137-0273.2 650273 03.0420-0319.3 680319	Fiat Ø 185 x 31 AP Ø 185 x 31 Fiat Ø 185 x 31 + RZ / + Zub Kit
 Seilzug, Feststellbremse							
1.0 1.7 D	42 43	05/93→06/01 11/94→08/00		→ 7767870; Trommelbremse; <input type="checkbox"/>		24.3727-0507.2 580507	L= 521
				→ 7767870; Trommelbremse; <input type="checkbox"/>		24.3727-0508.2 580508	L= 2.018
				→ 06/95; 7767871→; Trommelbremse; <input type="checkbox"/>		24.3727-0509.2 580509	L= 523
				→ 06/95; 7767871→; Trommelbremse; <input type="checkbox"/>		24.3727-0518.2 580518	L= 2.016
1.0 iE	34	05/98→08/00		→ 7767870; Trommelbremse; <input type="checkbox"/>		24.3727-0507.2 580507	L= 521
				→ 7767870; Trommelbremse; <input type="checkbox"/>		24.3727-0508.2 580508	L= 2.018
1.1 70 S 1.4	41 - 43 52	04/86→06/06 10/88→06/06		→ 7767870; Trommelbremse; <input type="checkbox"/>		24.3727-0507.2 580507	L= 521
				→ 7767870; Trommelbremse; <input type="checkbox"/>		24.3727-0508.2 580508	L= 2.018
				7767871→; Trommelbremse; <input type="checkbox"/>		24.3727-0509.2 580509	L= 523
				7767871→; Trommelbremse; <input type="checkbox"/>		24.3727-0518.2 580518	L= 2.016
FORD - B-MAX (JK) 10/12→							
 Radbremszylinder							
1.0 EcoBoost 1.4 1.4 LPG 1.5 TDCi 1.6 TDCi 1.6 Ti	74 - 103 66 64 - 66 55 - 70 70 77	10/12→ 10/12→ 08/13→ 10/12→ 10/12→ 10/12→	➔		2	24.3220-1750.3 020595	ALU
Zubehörsatz, Bremsbacken							
1.0 EcoBoost 1.4 1.4 LPG 1.5 TDCi 1.6 TDCi 1.6 Ti	74 - 103 66 64 - 66 55 - 70 70 77	10/12→ 10/12→ 08/13→ 10/12→ 10/12→ 10/12→	➔			03.0137-9313.2 669313	
 Bremsbackensatz							
1.0 EcoBoost 1.4 1.4 LPG 1.5 TDCi 1.6 TDCi 1.6 Ti	74 - 103 66 64 - 66 55 - 70 70 77	10/12→ 10/12→ 08/13→ 10/12→ 10/12→ 10/12→	➔			03.0137-0512.2 650512 03.0521-0420.3 690107	Ø 228 x 42 + HEB Ø 228 x 42 + RZ / + Zub TopKit
 Seilzug, Feststellbremse							
1.0 EcoBoost	74 - 92	10/12→		06/13→; <input type="checkbox"/>	1	24.3727-0679.2 580679	L= 408
1.4 →	66	10/12→		→ 05/13; <input type="checkbox"/>	1	24.3727-0679.2 580679	L= 408

	kw					! #		
FORD - B-MAX (JK) 10/12→								
 Seilzug, Feststellbremse								
1.5 TDCi	55	10/12→		06/13→; 		1	24.3727-0679.2 580679	L= 408
1.6 TDCi	70	10/12→		→ 05/13; 		1	24.3727-0679.2 580679	L= 408
1.6 Ti	77	10/12→						
1.0 EcoBoost	103	02/16→				1	24.3727-0679.2 580679	L= 408
1.4 LPG	64 - 66	08/13→						
1.5 TDCi	70	04/15→						
FORD - B-MAX Van (JK) 08/12→								
 Radbremszylinder								
1.0 EcoBoost	74 - 92	08/12→					24.3220-1750.3 020595	ALU
1.4	66	10/12→						
1.4 LPG	66	10/12→						
1.5 TDCi	55 - 70	10/12→						
1.6 TDCi	70	10/12→						
1.6 Ti	77	10/12→						
Zubehörsatz, Bremsbacken								
1.0 EcoBoost	74 - 92	08/12→					03.0137-9313.2 669313	
1.4	66	10/12→						
1.4 LPG	66	10/12→						
1.5 TDCi	55 - 70	10/12→						
1.6 TDCi	70	10/12→						
1.6 Ti	77	10/12→						
 Bremsbackensatz								
1.0 EcoBoost	74 - 92	08/12→					03.0137-0512.2 650512	Ø 228 x 42 + HEB
1.4	66	10/12→					03.0521-0420.3 690107	Ø 228 x 42 + RZ / + Zub TopKit
1.4 LPG	66	10/12→						
1.5 TDCi	55 - 70	10/12→						
1.6 TDCi	70	10/12→						
1.6 Ti	77	10/12→						
 Seilzug, Feststellbremse								
1.0 EcoBoost	74 - 92	08/12→		06/13→; 		1	24.3727-0679.2 580679	L= 408
1.4	66	10/12→		→ 05/13; 		1	24.3727-0679.2 580679	L= 408
1.4 LPG	66	10/12→						
1.5 TDCi	55	10/12→						
1.6 TDCi	70	10/12→						
1.6 Ti	77	10/12→						
1.5 TDCi	70	04/15→				1	24.3727-0679.2 580679	L= 408
FORD - C-MAX (DM2) 02/07→09/10								
 Seilzug, Feststellbremse								
1.6	74	02/07→09/10		03/07→; Scheibenbremse; 		1	24.3727-0659.2 580659	L= 1.816 L2= 1.860
1.6 TDCi	66 - 80	02/07→09/10		03/07→; Scheibenbremse; 		1	24.3727-0678.2 580678	L= 341
1.8	90 - 92	02/07→09/10						
1.8 Flexifuel	92	02/07→09/10						
1.8 TDCi	85	02/07→09/10						
2.0	107	02/07→09/10						
2.0 TDCi	98 - 100	02/07→09/10						
1.6	85	04/07→09/10		Scheibenbremse; 		1	24.3727-0659.2 580659	L= 1.816 L2= 1.860
2.0 CNG	107	04/09→09/10		Scheibenbremse; 		1	24.3727-0678.2 580678	L= 341
2.0 LPG	107	06/08→09/10						
2.0 TDCi	81	02/08→09/10						
FORD - C-MAX II (DXA/CB7, DXA/CEU) 04/10→06/19								
 Seilzug, Feststellbremse								
1.0 EcoBoost	74 - 92	10/12→06/19				1	24.3727-0678.2 580678	L= 341
1.5 EcoBoost	110 - 134	03/15→06/19						
1.5 TDCi	70 - 88	03/15→06/19						
1.5 TDCi ECONetic	77	03/15→06/19						
1.6 CNG	86	01/13→12/14						
1.6 EcoBoost	110 - 134	12/10→06/19						
→								

	kW			 	! #		
FORD - C-MAX II (DXA/CB7, DXA/CEU) 04/10→06/19							
 Seilzug, Feststellbremse							
1.6 Flexifuel	88	02/11→06/19			1	24.3727-0678.2 580678	L= 341
1.6 LPG	86 - 88	02/12→06/19					
1.6 TDCi	70 - 85	12/10→06/19					
1.6 Ti	63 - 92	12/10→06/19					
2.0 Energi	103 - 136	01/15→06/19					
2.0 TDCi	85 - 125	04/10→06/19					
FORD - C-MAX II Van 10/10→06/19							
 Seilzug, Feststellbremse							
1.0 EcoBoost	74 - 92	10/12→06/19			1	24.3727-0678.2 580678	L= 341
1.5 EcoBoost	110 - 134	03/15→06/19					
1.5 TDCi	88	03/15→06/19					
1.5 TDCi ECONetic	77	03/15→06/19					
1.6 EcoBoost	110 - 134	12/10→06/19					
1.6 TDCi	70 - 85	12/10→06/19					
1.6 Ti	77	10/10→06/19					
2.0 TDCi	85 - 125	12/10→06/19					
FORD - COUGAR (EC_) 08/98→12/01							
 Seilzug, Feststellbremse							
2.0 16V	96	08/98→12/01		09/98→; Scheibenbremse; 	1	24.3727-0638.2 580638	L= 270
2.5 V6 24V	125	08/98→12/01		09/98→; Scheibenbremse; 	2	24.3727-0644.2 580644	L= 1.462
2.5 ST 200	151	01/00→12/01		Scheibenbremse; 	1	24.3727-0638.2 580638	L= 270
2.5 V6 24V	125	06/00→12/01		Scheibenbremse; 	2	24.3727-0644.2 580644	L= 1.462
FORD - COURIER Pick-up 03/96→12/13							
 Radbremszylinder							
1.6	74	08/01→12/11			2	24.3217-1715.3 020463 24.3222-1117.3 020272	TRW GG GG
Zubehörsatz, Bremsbacken							
1.6	74	08/01→12/11				03.0137-9177.2 669177	
 Bremstrommel							
1.6	74	08/01→12/11				24.0220-3008.2 480075	Ø 240 x 45 / 204
 Bremsbackensatz							
1.6	74	08/01→12/11				03.0137-0338.2 650338	Ø 203 x 38
 Seilzug, Feststellbremse							
1.6	74	08/01→12/11		Trommelbremse; 		24.3727-0660.2 580660	L= 1.575 L2= 1.627
				Trommelbremse; 		24.3727-1800.2 581800	L= 312
FORD - ECOSPORT 09/11→							
 Radbremszylinder							
1.0 EcoBoost	70 - 103	10/13→			2	24.3220-1754.3 020599	ALU
1.5 EcoBlue TDCi	70 - 74	05/15→					
1.5 TDCi	74	05/15→					
1.5 TDCi EcoBlue	88 - 92	11/17→					
1.5 TDCi EcoBlue 4x4	92	11/17→					
1.5 Ti-VCT	81 - 90	10/13→					
1.6 Ti-VCT	90	08/12→					
2.0 4x4	103	08/12→					
2.0 Ti-VCT 4x4	110	10/18→					
1.5 TDCi	66	10/13→		02/14→	2	24.3220-1754.3 020599	ALU
1.5 Ti	82	10/13→					
→							

FORD - ECOSPORT 09/11→

Zubehörsatz, Bremsbacken

1.0 EcoBoost	70 - 103	10/13→	➔				
1.5 EcoBlue TDCi	70 - 74	05/15→					
1.5 TDCi	66 - 74	10/13→					
1.5 TDCi EcoBlue	88 - 92	11/17→					
1.5 TDCi EcoBlue 4x4	92	11/17→					
1.5 Ti	82	10/13→					
1.5 Ti-VCT	81 - 90	10/13→					
1.6 Ti-VCT	90	08/12→					
2.0 4x4	103	08/12→					
2.0 Ti-VCT 4x4	110	10/18→					

Bremsbackensatz

1.0 EcoBoost	92 - 103	10/13→	➔				
1.5 EcoBlue TDCi	70	05/15→					
1.5 TDCi	66 - 74	10/13→					
1.5 Ti	82	10/13→					
1.5 Ti-VCT	81	10/13→					
1.6 Ti-VCT	90	08/12→					
2.0 4x4	103	08/12→					










FORD - ESCORT VI (GAL, AAL, ABL) 01/95→10/02
















Radbremszylinder










1.3	44	01/95→10/98	➔	02/95→; - ABS	2	24.3220-1112.3	020223	GG
1.4	55	01/95→10/98		02/95→; + ABS	2	24.3222-1117.3	020272	GG
1.6 16V 1.6 16V 4x4	66	01/95→10/98		02/95→ 07/95; - ABS	2	24.3220-1112.3	020223	GG
				02/95→ 07/95; + ABS	2	24.3222-1117.3	020272	GG
				08/95→	2	24.3222-1117.3	020272	GG
1.8 16V	85	01/95→10/98		02/95→ 07/95; - ABS	2	24.3220-1112.3	020223	GG
				08/95→	2	24.3220-1112.3	020223	GG
				02/95→ 07/95; + ABS	2	24.3222-1117.3	020272	GG
1.8 TD	66	01/95→10/98		02/95→ 07/95; - ABS	2	24.3219-1107.3	020338	TRW GG
				08/95→	2	24.3220-1112.3	020223	GG
				02/95→ 07/95; + ABS	2	24.3222-1117.3	020272	GG
1.8 Turbo D	51	12/95→10/98			2	24.3220-1112.3	020223	GG
RS 2000	110	02/95→02/98			2	24.3222-1117.3	020272	GG
RS 2000 4x4	110	02/95→10/98						
RS Cosworth 4x4	162	02/95→10/98						














Zubehörsatz, Bremsbacken











1.3	44	01/95→10/98	➔	08/95→; + ABS; Br.trommeldurchm.innen [Zoll]: 8		03.0137-9177.2	669177	
				04/96→; - ABS; Br.trommeldurchm.innen [Zoll]: 7		03.0137-9217.2	669217	TRW
				02/95→ 03/96; - ABS; Br.trommeldurchm.innen [Zoll]: 7		03.0137-9217.2	669217	TRW
				02/95→; + ABS; Br.trommeldurchm.innen [Zoll]: 8; → 07/95		03.0137-9251.2	669251	
1.4 1.6 16V	55	01/95→10/98		08/95→; + ABS; Br.trommeldurchm.innen [Zoll]: 8		03.0137-9177.2	669177	
				02/95→; - ABS; Br.trommeldurchm.innen [Zoll]: 7		03.0137-9217.2	669217	TRW
				02/95→; + ABS; Br.trommeldurchm.innen [Zoll]: 8; → 07/95		03.0137-9251.2	669251	
1.6 16V 4x4	66	01/95→10/98		02/95→; + ABS; Br.trommeldurchm.innen [Zoll]: 8		03.0137-9177.2	669177	
				02/95→; - ABS; Br.trommeldurchm.innen [Zoll]: 7		03.0137-9217.2	669217	TRW
				02/95→; + ABS; Br.trommeldurchm.innen [Zoll]: 8; → 07/95		03.0137-9251.2	669251	
1.8 16V	85	01/95→10/98		08/95→; Br.trommeldurchm.innen [Zoll]: 8		03.0137-9177.2	669177	
→								











	kw					! #		
FORD - ESCORT VI (GAL, AAL, ABL) 01/95→10/02								
Zubehörsatz, Bremsbacken								
1.8 16V	85	01/95→10/98	➡	02/95→; Br.trommeldurchm.innen [Zoll]: 8; → 07/95			03.0137-9251.2 669251	
1.8 TD	66	01/95→10/98	➡	08/95→; Br.trommeldurchm.innen [Zoll]: 8			03.0137-9177.2 669177	
			➡	02/95→; - ABS; Br.trommeldurchm.innen [Zoll]: 7			03.0137-9217.2 669217	TRW
			➡	02/95→; Br.trommeldurchm.innen [Zoll]: 8; → 07/95			03.0137-9251.2 669251	
1.8 Turbo D	51	12/95→10/98	➡	Br.trommeldurchm.innen [Zoll]: 8			03.0137-9177.2 669177	
			➡	- ABS; Br.trommeldurchm.innen [Zoll]: 7			03.0137-9217.2 669217	TRW
RS 2000	110	02/95→02/98	➡	08/95→; Br.trommeldurchm.innen [Zoll]: 8			03.0137-9177.2 669177	
RS 2000 4x4	110	02/95→10/98						
RS Cosworth 4x4	162	02/95→10/98	➡	Br.trommeldurchm.innen [Zoll]: 8; → 07/95			03.0137-9251.2 669251	
 Bremstrommel								
1.3	44	01/95→10/98	➡	02/95→; - ABS; Br.trommeldurchm.innen [Zoll]: 7			24.0218-0024.2 480079	Ø 216 x 44 / 181,3 - RLG / - ABS Ring / mit Radbe- festigungsbolzen
1.4	55	01/95→10/98						
1.6 16V	66	01/95→10/98						
1.6 16V 4x4	66	01/95→10/98						
1.8 TD	66	01/95→10/98						
			➡	02/95→ 07/95; + ABS; Br.trommeldurchm.innen [Zoll]: 8			24.0220-3004.2 480023	Ø 239 x 49 / 204 - RLG / - ABS Ring / mit Radbe- festigungsbolzen
			➡	08/95→; + ABS; Br.trommeldurchm.innen [Zoll]: 8			24.0220-3009.2 480080	Ø 239 x 48,5 / 204,3 - RLG / - ABS Ring / mit Radbe- festigungsbolzen
							24.0220-3709.2 480220	Ø 239 x 48,5 / 204,3 + RLG / - ABS Ring / mit Radbe- festigungsbolzen
1.8 16V	85	01/95→10/98	➡	02/95→ 07/95; Br.trommeldurchm.innen [Zoll]: 8			24.0220-3004.2 480023	Ø 239 x 49 / 204 - RLG / - ABS Ring / mit Radbe- festigungsbolzen
			➡	08/95→; Br.trommeldurchm.innen [Zoll]: 8			24.0220-3009.2 480080	Ø 239 x 48,5 / 204,3 - RLG / - ABS Ring / mit Radbe- festigungsbolzen
							24.0220-3709.2 480220	Ø 239 x 48,5 / 204,3 + RLG / - ABS Ring / mit Radbe- festigungsbolzen
1.8 Turbo D	51	12/95→10/98	➡	- ABS; Br.trommeldurchm.innen [Zoll]: 7			24.0218-0024.2 480079	Ø 216 x 44 / 181,3 - RLG / - ABS Ring / mit Radbe- festigungsbolzen
							24.0218-0724.2 480206	Ø 216 x 44 / 181,3 + RLG / - ABS Ring / mit Radbe- festigungsbolzen
			➡	+ ABS; Br.trommeldurchm.innen [Zoll]: 8			24.0220-3009.2 480080	Ø 239 x 48,5 / 204,3 - RLG / - ABS Ring / mit Radbe- festigungsbolzen
							24.0220-3709.2 480220	Ø 239 x 48,5 / 204,3 + RLG / - ABS Ring / mit Radbe- festigungsbolzen
RS 2000	110	02/95→02/98	➡	→ 07/95;			24.0220-3004.2 480023	Ø 239 x 49 / 204
RS 2000 4x4	110	02/95→10/98		Br.trommeldurchm.innen [Zoll]: 8				- RLG / - ABS Ring / mit Radbe- festigungsbolzen
RS Cosworth 4x4	162	02/95→10/98	➡	08/95→; Br.trommeldurchm.innen [Zoll]: 8			24.0220-3009.2 480080	Ø 239 x 48,5 / 204,3 - RLG / - ABS Ring / mit Radbe- festigungsbolzen
							24.0220-3709.2 480220	Ø 239 x 48,5 / 204,3 + RLG / - ABS Ring / mit Radbe- festigungsbolzen
 Bremsbackensatz								
1.3	44	01/95→10/98	➡	04/96→; - ABS; Br.trommeldurchm.innen [Zoll]: 7			03.0137-0337.2 650337	TRW Ø 180 x 32 + HEB
			➡	02/95→; + ABS; Br.trommeldurchm.innen [Zoll]: 8			03.0137-0338.2 650338	Ø 203 x 38
							03.0137-0346.2 650346	Ø 203 x 38 + HEB
			➡	02/95→; + ABS			03.0520-6422.3 696422	TRW Ø 203 x 38 + RZ / + Zub TopKit
			➡	02/95→; - ABS			03.0525-0034.3 EQ0034	TRW Ø 180 x 32 - RZ / + Zub Easy Quick
→								







	kW					! #		
FORD - ESCORT VI (GAL, AAL, ABL) 01/95→10/02								
Bremsbackensatz								
1.4	55	01/95→10/98	➡	02/95→; - ABS; Br.trommeldurchm.innen [Zoll]: 7			03.0137-0337.2 650337	TRW Ø 180 x 32 + HEB
			➡	02/95→; + ABS; Br.trommeldurchm.innen [Zoll]: 8			03.0137-0338.2 650338 03.0137-0346.2 650346	Ø 203 x 38 Ø 203 x 38 + HEB
			➡	02/95→; + ABS			03.0520-6422.3 696422	TRW Ø 203 x 38 + RZ / + Zub TopKit
			➡	02/95→; - ABS; Schaltgetriebe			03.0525-0034.3 EQ0034	TRW Ø 180 x 32 - RZ / + Zub Easy Quick
1.6 16V	66	01/95→10/98	➡	02/95→; - ABS; Br.trommeldurchm.innen [Zoll]: 7			03.0137-0337.2 650337	TRW Ø 180 x 32 + HEB
1.6 16V 4x4	66	01/95→10/98	➡	02/95→; + ABS; Br.trommeldurchm.innen [Zoll]: 8			03.0137-0338.2 650338 03.0137-0346.2 650346	Ø 203 x 38 Ø 203 x 38 + HEB
			➡	08/95→			03.0520-6422.3 696422	TRW Ø 203 x 38 + RZ / + Zub TopKit
1.8 16V	85	01/95→10/98	➡	02/95→; - ABS; Br.trommeldurchm.innen [Zoll]: 8			03.0137-0338.2 650338	Ø 203 x 38
			➡	02/95→; + ABS; Br.trommeldurchm.innen [Zoll]: 8			03.0137-0346.2 650346	Ø 203 x 38 + HEB
			➡	02/95→ 07/95; + ABS			03.0520-6422.3 696422	TRW Ø 203 x 38 + RZ / + Zub TopKit
1.8 TD	66	01/95→10/98	➡	02/95→; - ABS; Br.trommeldurchm.innen [Zoll]: 7			03.0137-0337.2 650337	TRW Ø 180 x 32 + HEB
			➡	02/95→; - ABS; Br.trommeldurchm.innen [Zoll]: 8			03.0137-0338.2 650338	Ø 203 x 38
			➡	02/95→; + ABS; Br.trommeldurchm.innen [Zoll]: 8			03.0137-0346.2 650346	Ø 203 x 38 + HEB
			➡	02/95→ 07/95; - ABS			03.0520-5519.3 695519 03.0525-0034.3 EQ0034	TRW Ø 180 x 32 + RZ / + Zub TopKit TRW Ø 180 x 32 - RZ / + Zub Easy Quick
			➡	02/95→; + ABS			03.0520-6422.3 696422	TRW Ø 203 x 38 + RZ / + Zub TopKit
1.8 Turbo D	51	12/95→10/98	➡	- ABS; Br.trommeldurchm.innen [Zoll]: 7			03.0137-0337.2 650337	TRW Ø 180 x 32 + HEB
			➡	- ABS; Br.trommeldurchm.innen [Zoll]: 8			03.0137-0338.2 650338	Ø 203 x 38
			➡	+ ABS; Br.trommeldurchm.innen [Zoll]: 8			03.0137-0346.2 650346	Ø 203 x 38 + HEB
			➡	+ ABS			03.0520-6422.3 696422	TRW Ø 203 x 38 + RZ / + Zub TopKit
RS 2000	110	02/95→02/98	➡	Br.trommeldurchm.innen [Zoll]: 8			03.0137-0346.2 650346	Ø 203 x 38 + HEB
RS 2000 4x4	110	02/95→10/98						
RS Cosworth 4x4	162	02/95→10/98						
Zubehörsatz, Feststellbremsbacken								
1.6 16V	66	01/95→10/98		02/95→; + ABS			03.0137-9701.2 669701	
1.8 16V	85	01/95→10/98						
1.8 TD	66	01/95→10/98						
1.6 16V 4x4	66	01/95→10/98	➡	02/95→; + ABS			03.0137-9701.2 669701	
1.8 Turbo D	51	12/95→10/98		+ ABS			03.0137-9701.2 669701	
Seilzug, Feststellbremse								
1.3	44	01/95→10/98		02/95→; für Linkslenker; Scheiben/Trommel; 	1	24.3727-0657.2 580657		L= 1.670 L2= 1.705
1.4	55	01/95→10/98						
1.6 16V	66	01/95→10/98		02/95→; Scheiben/Trommel; 	1	24.3727-0661.2 580661		L= 281
1.6 16V 4x4	66	01/95→10/98						
1.8 16V	85	01/95→10/98						
1.8 TD	66	01/95→10/98						
1.4	54	01/95→12/99		02/95→ 02/99; für Linkslenker; Scheiben/Trommel; 	1	24.3727-0657.2 580657		L= 1.670 L2= 1.705
				02/95→ 02/99; Scheiben/Trommel; 	1	24.3727-0661.2 580661		L= 281
1.8 Turbo D	51	12/95→10/98		für Linkslenker; Scheiben/Trommel; 	1	24.3727-0657.2 580657		L= 1.670 L2= 1.705
				Scheiben/Trommel; 	1	24.3727-0661.2 580661		L= 281
RS 2000	110	02/95→02/98		→ 12/95; für Linkslenker; Scheiben/Trommel; 	1	24.3727-0657.2 580657		L= 1.670 L2= 1.705
RS Cosworth 4x4	162	02/95→10/98		→ 12/95; Scheiben/Trommel; 	1	24.3727-0661.2 580661		L= 281
FORD - ESCORT VI Cabriolet (ALL) 03/94→08/00								
Radbremszylinder								
1.4	55	02/95→08/98	➡	- ABS	2	24.3219-1107.3 020338 24.3220-1112.3 020223		TRW GG GG
			➡	+ ABS	2	24.3222-1117.3 020272		GG
→								








	kw			 	! #		
FORD - ESCORT VI Cabriolet (ALL) 03/94→08/00							
 Radbremszylinder							
1.6 16V XR3i	66	02/95→09/99	➡	→ 07/95	2	24.3219-1107.3 020338	TRW GG
			➡	08/95→	2	24.3222-1117.3 020272	GG
1.8 16V XR3i	77	02/95→08/98	➡	→ 07/95; - ABS	2	24.3219-1107.3 020338	TRW GG
			➡	08/95→; - ABS	2	24.3220-1112.3 020223	GG
			➡	+ ABS	2	24.3222-1117.3 020272	GG
1.8 16V XR3i	85	10/95→08/98	➡	- ABS	2	24.3220-1112.3 020223	GG
			➡		2	24.3220-1112.3 020223	GG
			➡	+ ABS	2	24.3222-1117.3 020272	GG
1.8 16V XR3i	96	02/95→08/00	➡	→ 07/95; - ABS	2	24.3219-1107.3 020338	TRW GG
			➡	08/95→ 07/00; - ABS	2	24.3220-1112.3 020223	GG
			➡	→ 07/00; + ABS	2	24.3222-1117.3 020272	GG
1.8 TD	66	09/95→08/98	➡		2	24.3220-1112.3 020223	GG
1.8 Turbo D	51	10/96→08/99	➡				
Zubehörsatz, Bremsbacken							
1.4	55	02/95→08/98	➡	+ ABS; Br.trommeldurchm.innen [Zoll]: 8;		03.0137-9177.2 669177	
1.6 16V XR3i	66	02/95→09/99	➡	08/95→			
			➡	- ABS; Br.trommeldurchm.innen [Zoll]: 7		03.0137-9217.2 669217	TRW
			➡	+ ABS; Br.trommeldurchm.innen [Zoll]: 8;		03.0137-9251.2 669251	
				→ 07/95			
1.8 16V XR3i	77	02/95→08/98	➡	Br.trommeldurchm.innen [Zoll]: 8;		03.0137-9177.2 669177	
			➡	08/95→			
			➡	Br.trommeldurchm.innen [Zoll]: 8		03.0137-9251.2 669251	
1.8 16V XR3i	85	10/95→08/98	➡	Br.trommeldurchm.innen [Zoll]: 8		03.0137-9177.2 669177	
1.8 16V XR3i	96	02/95→08/00	➡	08/95→ 07/00;		03.0137-9177.2 669177	
			➡	Br.trommeldurchm.innen [Zoll]: 8			
			➡	Br.trommeldurchm.innen [Zoll]: 8;		03.0137-9251.2 669251	
				→ 07/95			
1.8 TD	66	09/95→08/98	➡	Br.trommeldurchm.innen [Zoll]: 8		03.0137-9177.2 669177	
1.8 Turbo D	51	10/96→08/99	➡	- ABS; Br.trommeldurchm.innen [Zoll]: 7		03.0137-9217.2 669217	TRW
 Bremstrommel							
1.4	55	02/95→08/98	➡	- ABS; Br.trommeldurchm.innen [Zoll]: 7		24.0218-0024.2 480079	Ø 216 x 44 / 181,3
1.6 16V XR3i	66	02/95→09/99	➡			24.0218-0724.2 480206	- RLG / - ABS Ring / mit Radbe- festigungsbolzen
			➡	→ 07/95; + ABS;		24.0220-3004.2 480023	Ø 216 x 44 / 181,3 + RLG / - ABS Ring / mit Radbe- festigungsbolzen
			➡	Br.trommeldurchm.innen [Zoll]: 8		24.0220-3004.2 480023	Ø 239 x 49 / 204 - RLG / - ABS Ring / mit Radbe- festigungsbolzen
			➡	08/95→; + ABS;		24.0220-3009.2 480080	Ø 239 x 48,5 / 204,3 - RLG / - ABS Ring / mit Radbe- festigungsbolzen
			➡	Br.trommeldurchm.innen [Zoll]: 8		24.0220-3709.2 480220	Ø 239 x 48,5 / 204,3 + RLG / - ABS Ring / mit Radbe- festigungsbolzen
1.8 16V XR3i	77	02/95→08/98	➡	→ 07/95;		24.0220-3004.2 480023	Ø 239 x 49 / 204 - RLG / - ABS Ring / mit Radbe- festigungsbolzen
			➡	Br.trommeldurchm.innen [Zoll]: 8			
			➡	08/95→;		24.0220-3009.2 480080	Ø 239 x 48,5 / 204,3 - RLG / - ABS Ring / mit Radbe- festigungsbolzen
			➡	Br.trommeldurchm.innen [Zoll]: 8		24.0220-3709.2 480220	Ø 239 x 48,5 / 204,3 + RLG / - ABS Ring / mit Radbe- festigungsbolzen
1.8 16V XR3i	85	10/95→08/98	➡	Br.trommeldurchm.innen [Zoll]: 8		24.0220-3009.2 480080	Ø 239 x 48,5 / 204,3 - RLG / - ABS Ring / mit Radbe- festigungsbolzen
						24.0220-3709.2 480220	Ø 239 x 48,5 / 204,3 + RLG / - ABS Ring / mit Radbe- festigungsbolzen
1.8 16V XR3i	96	02/95→08/00	➡	→ 07/95;		24.0220-3004.2 480023	Ø 239 x 49 / 204 - RLG / - ABS Ring / mit Radbe- festigungsbolzen
			➡	Br.trommeldurchm.innen [Zoll]: 8			
			➡	08/95→ 07/00;		24.0220-3009.2 480080	Ø 239 x 48,5 / 204,3 - RLG / - ABS Ring / mit Radbe- festigungsbolzen
			➡	Br.trommeldurchm.innen [Zoll]: 8			










	kw			 	! #		
FORD - ESCORT VI Cabriolet (ALL) 03/94→08/00							
 Bremstrommel							
1.8 16V XR3i	96	02/95→08/00	➡	08/95→ 07/00; Br.trommeldurchm.innen [Zoll]: 8		24.0220-3709.2 480220	Ø 239 x 48,5 / 204,3 + RLG / - ABS Ring / mit Radbefestigungsbolzen
1.8 TD 1.8 Turbo D	66 51	09/95→08/98 10/96→08/99	➡	- ABS; Br.trommeldurchm.innen [Zoll]: 7		24.0218-0024.2 480079	Ø 216 x 44 / 181,3 - RLG / - ABS Ring / mit Radbefestigungsbolzen
						24.0218-0724.2 480206	Ø 216 x 44 / 181,3 + RLG / - ABS Ring / mit Radbefestigungsbolzen
				➡	+ ABS; Br.trommeldurchm.innen [Zoll]: 8		24.0220-3009.2 480080
						24.0220-3709.2 480220	Ø 239 x 48,5 / 204,3 + RLG / - ABS Ring / mit Radbefestigungsbolzen
 Bremsbackensatz							
1.4	55	02/95→08/98	➡	- ABS; Br.trommeldurchm.innen [Zoll]: 7		03.0137-0337.2 650337	TRW Ø 180 x 32 + HEB
				+ ABS; Br.trommeldurchm.innen [Zoll]: 8		03.0137-0346.2 650346	Ø 203 x 38 + HEB
				- ABS		03.0520-5519.3 695519	TRW Ø 180 x 32 + RZ / + Zub TopKit
						03.0525-0034.3 EQ0034	TRW Ø 180 x 32 - RZ / + Zub Easy Quick
				+ ABS		03.0520-6422.3 696422	TRW Ø 203 x 38 + RZ / + Zub TopKit
1.6 16V XR3i	66	02/95→09/99	➡	- ABS; Br.trommeldurchm.innen [Zoll]: 7		03.0137-0337.2 650337	TRW Ø 180 x 32 + HEB
				+ ABS; Br.trommeldurchm.innen [Zoll]: 8		03.0137-0338.2 650338	Ø 203 x 38
						03.0137-0346.2 650346	Ø 203 x 38 + HEB
				→ 07/95		03.0520-5519.3 695519	TRW Ø 180 x 32 + RZ / + Zub TopKit
						03.0525-0034.3 EQ0034	TRW Ø 180 x 32 - RZ / + Zub Easy Quick
			➡	08/95→		03.0520-6422.3 696422	TRW Ø 203 x 38 + RZ / + Zub TopKit
1.8 16V XR3i	77 - 85	02/95→08/98	➡	- ABS; Br.trommeldurchm.innen [Zoll]: 8		03.0137-0338.2 650338	Ø 203 x 38
				+ ABS; Br.trommeldurchm.innen [Zoll]: 8		03.0137-0346.2 650346	Ø 203 x 38 + HEB
				+ ABS		03.0520-6422.3 696422	TRW Ø 203 x 38 + RZ / + Zub TopKit
1.8 16V XR3i	96	02/95→08/00	➡	- ABS; → 07/00; Br.trommeldurchm.innen [Zoll]: 8		03.0137-0338.2 650338	Ø 203 x 38
				+ ABS; → 07/00; Br.trommeldurchm.innen [Zoll]: 8		03.0137-0346.2 650346	Ø 203 x 38 + HEB
				+ ABS; → 07/00		03.0520-6422.3 696422	TRW Ø 203 x 38 + RZ / + Zub TopKit
1.8 TD 1.8 Turbo D	66 51	09/95→08/98 10/96→08/99	➡	- ABS; Br.trommeldurchm.innen [Zoll]: 7		03.0137-0337.2 650337	TRW Ø 180 x 32 + HEB
				- ABS; Br.trommeldurchm.innen [Zoll]: 8		03.0137-0338.2 650338	Ø 203 x 38
				+ ABS; Br.trommeldurchm.innen [Zoll]: 8		03.0137-0346.2 650346	Ø 203 x 38 + HEB
				+ ABS		03.0520-6422.3 696422	TRW Ø 203 x 38 + RZ / + Zub TopKit
Zubehörsatz, Feststellbremsbacken							
1.6 16V XR3i 1.8 16V XR3i 1.8 TD 1.8 Turbo D	66 85 66 51	02/95→09/99 10/95→08/98 09/95→08/98 10/96→08/99		+ ABS		03.0137-9701.2 669701	
 Seilzug, Feststellbremse							
1.4 1.6 16V XR3i 1.8 16V XR3i 1.8 TD 1.8 Turbo D	55 66 85 66 51	02/95→08/98 02/95→09/99 10/95→08/98 09/95→08/98 10/96→08/99		für Linkslenker; Scheiben/Trommel; 	1	24.3727-0657.2 580657	L= 1.670 L2= 1.705
				Scheiben/Trommel; 	1	24.3727-0661.2 580661	L= 281
FORD - ESCORT VI Express (AVL) 01/95→06/01							
 Radbremszylinder							
1.4	54	01/95→08/00	➡	02/95→ 02/99		24.3222-1117.3 020272	GG
1.8 D	44	01/95→08/00	➡	02/95→ 07/95; - ABS		24.3219-1107.3 020338	TRW GG
				08/95→ 07/00		24.3220-1112.3 020223	GG
→							








	kw					! #		
FORD - ESCORT VI Express (AVL) 01/95→06/01								
 Radbremszylinder								
1.8 D	44	01/95→08/00	➔	02/95→ 07/95; + ABS		24.3222-1117.3	020272	GG
			➔	02/95→ 07/00		24.3222-1117.3	020272	GG
1.8 TD	66	01/95→08/00	➔	02/95→ 07/95; - ABS		24.3219-1107.3	020338	TRW GG
			➔	08/95→ 07/00		24.3220-1112.3	020223	GG
			➔	02/95→ 07/95; + ABS		24.3222-1117.3	020272	GG
1.8 Turbo D	51	12/95→06/01	➔	→ 07/00		24.3220-1112.3	020223	GG
						24.3222-1117.3	020272	GG
Zubehörsatz, Bremsbacken								
1.4	54	01/95→08/00	➔	02/95→ 02/99; Kasten		03.0137-9184.2	669184	
1.8 D	44	01/95→08/00	➔	08/95→ 07/00; Br.trommeldurchm.innen [Zoll]: 8		03.0137-9177.2	669177	
			➔	02/95→ 02/99; Kasten		03.0137-9184.2	669184	
			➔	02/95→; - ABS; → 07/00; Br.trommeldurchm.innen [Zoll]: 7		03.0137-9217.2	669217	TRW
			➔	02/95→ 07/95; Br.trommeldurchm.innen [Zoll]: 8		03.0137-9251.2	669251	
1.8 TD	66	01/95→08/00	➔	08/95→ 07/00; Br.trommeldurchm.innen [Zoll]: 8		03.0137-9177.2	669177	
			➔	02/95→; - ABS; → 07/00; Br.trommeldurchm.innen [Zoll]: 7		03.0137-9217.2	669217	TRW
			➔	02/95→ 07/95; Br.trommeldurchm.innen [Zoll]: 8		03.0137-9251.2	669251	
1.8 Turbo D	51	12/95→06/01	➔	→ 07/00; Br.trommeldurchm.innen [Zoll]: 8		03.0137-9177.2	669177	
			➔	→ 02/99; Kasten		03.0137-9184.2	669184	
			➔	- ABS; → 07/00; Br.trommeldurchm.innen [Zoll]: 7		03.0137-9217.2	669217	TRW
 Bremstrommel								
1.8 D	44	01/95→08/00	➔	02/95→; - ABS; → 07/00; Br.trommeldurchm.innen [Zoll]: 7		24.0218-0024.2	480079	Ø 216 x 44 / 181,3 - RLG / - ABS Ring / mit Radbe- festigungsbolzen
1.8 TD	66	01/95→08/00				24.0218-0724.2	480206	Ø 216 x 44 / 181,3 + RLG / - ABS Ring / mit Radbe- festigungsbolzen
			➔	02/95→ 07/95; + ABS; Br.trommeldurchm.innen [Zoll]: 8		24.0220-3004.2	480023	Ø 239 x 49 / 204 - RLG / - ABS Ring / mit Radbe- festigungsbolzen
			➔	08/95→; + ABS; → 07/00; Br.trommeldurchm.innen [Zoll]: 8		24.0220-3009.2	480080	Ø 239 x 48,5 / 204,3 - RLG / - ABS Ring / mit Radbe- festigungsbolzen
						24.0220-3709.2	480220	Ø 239 x 48,5 / 204,3 + RLG / - ABS Ring / mit Radbe- festigungsbolzen
1.8 Turbo D	51	12/95→06/01	➔	- ABS; → 07/00; Br.trommeldurchm.innen [Zoll]: 7		24.0218-0024.2	480079	Ø 216 x 44 / 181,3 - RLG / - ABS Ring / mit Radbe- festigungsbolzen
						24.0218-0724.2	480206	Ø 216 x 44 / 181,3 + RLG / - ABS Ring / mit Radbe- festigungsbolzen
			➔	+ ABS; → 07/00; Br.trommeldurchm.innen [Zoll]: 8		24.0220-3009.2	480080	Ø 239 x 48,5 / 204,3 - RLG / - ABS Ring / mit Radbe- festigungsbolzen
						24.0220-3709.2	480220	Ø 239 x 48,5 / 204,3 + RLG / - ABS Ring / mit Radbe- festigungsbolzen
 Bremsbackensatz								
1.4	54	01/95→08/00	➔	02/95→ 02/99; Kasten		03.0137-0282.2	650282	Ø 229 x 45 + HEB
1.8 D	44	01/95→08/00	➔	02/95→ 02/99; Kasten		03.0137-0282.2	650282	Ø 229 x 45 + HEB
			➔	02/95→; - ABS; → 07/00; Br.trommeldurchm.innen [Zoll]: 7		03.0137-0337.2	650337	TRW Ø 180 x 32 + HEB
			➔	02/95→; - ABS; → 07/00; Br.trommeldurchm.innen [Zoll]: 8		03.0137-0338.2	650338	Ø 203 x 38
			➔	02/95→; + ABS; → 07/00; Br.trommeldurchm.innen [Zoll]: 8		03.0137-0346.2	650346	Ø 203 x 38 + HEB
			➔	02/95→ 07/95; - ABS		03.0520-5519.3	695519	TRW Ø 180 x 32 + RZ / + Zub TopKit
→								

		kW						! #		
FORD - ESCORT VI Express (AVL) 01/95→06/01										
 Bremsbackensatz										
1.8 D	44	01/95→08/00	➡	02/95→ 07/95; - ABS				03.0525-0034.3	EQ0034	TRW Ø 180 x 32 - RZ / + Zub Easy Quick
			➡	02/95→; + ABS; → 07/00			03.0520-6422.3	696422	TRW Ø 203 x 38 + RZ / + Zub TopKit	
1.8 TD	66	01/95→08/00	➡	02/95→; - ABS; → 07/00; Br.trommeldurchm.innen [Zoll]: 7				03.0137-0337.2	650337	TRW Ø 180 x 32 + HEB
			➡	02/95→; - ABS; → 07/00; Br.trommeldurchm.innen [Zoll]: 8			03.0137-0338.2	650338	Ø 203 x 38	
			➡	02/95→; + ABS; → 07/00; Br.trommeldurchm.innen [Zoll]: 8			03.0137-0346.2	650346	Ø 203 x 38 + HEB	
			➡	02/95→ 07/95; - ABS			03.0520-5519.3	695519	TRW Ø 180 x 32 + RZ / + Zub TopKit	
			➡	02/95→; + ABS; → 07/00			03.0525-0034.3	EQ0034	TRW Ø 180 x 32 - RZ / + Zub Easy Quick	
1.8 Turbo D	51	12/95→06/01	➡	→ 02/99; Kasten				03.0137-0282.2	650282	Ø 229 x 45 + HEB
			➡	- ABS; → 07/00; Br.trommeldurchm.innen [Zoll]: 7			03.0137-0337.2	650337	TRW Ø 180 x 32 + HEB	
			➡	- ABS; → 07/00; Br.trommeldurchm.innen [Zoll]: 8			03.0137-0338.2	650338	Ø 203 x 38	
			➡	+ ABS; → 07/00; Br.trommeldurchm.innen [Zoll]: 8			03.0137-0346.2	650346	Ø 203 x 38 + HEB	
			➡	+ ABS; → 07/00			03.0520-6422.3	696422	TRW Ø 203 x 38 + RZ / + Zub TopKit	
Zubehörsatz, Feststellbremsbacken										
1.8 D	44	01/95→08/00		02/95→ 02/99; + ABS				03.0137-9701.2	669701	
1.8 TD	66	01/95→08/00		02/95→ 07/00; + ABS				03.0137-9701.2	669701	
1.8 Turbo D	51	12/95→06/01		→ 07/00; + ABS				03.0137-9701.2	669701	
				→ 02/99; + ABS			03.0137-9701.2	669701		
 Seilzug, Feststellbremse										
1.4	54	01/95→08/00		02/95→ 02/99; für Linkslenker; Scheiben/Trommel; ⚙		1	24.3727-0657.2	580657	L= 1.670 L2= 1.705	
1.8 D	44	01/95→08/00		02/95→ 02/99; Scheiben/Trommel; ⚙		1	24.3727-0661.2	580661	L= 281	
1.8 TD	66	01/95→08/00		02/95→ 07/00; für Linkslenker; Scheiben/Trommel; ⚙		1	24.3727-0657.2	580657	L= 1.670 L2= 1.705	
				02/95→ 07/00; Scheiben/Trommel; ⚙		1	24.3727-0661.2	580661	L= 281	
1.8 Turbo D	51	12/95→06/01		→ 07/00; für Linkslenker; Scheiben/Trommel; ⚙		1	24.3727-0657.2	580657	L= 1.670 L2= 1.705	
				→ 02/99; für Linkslenker; Scheiben/Trommel; ⚙		1	24.3727-0657.2	580657	L= 1.670 L2= 1.705	
				→ 07/00; Scheiben/Trommel; ⚙		1	24.3727-0661.2	580661	L= 281	
				→ 02/99; Scheiben/Trommel; ⚙		1	24.3727-0661.2	580661	L= 281	
FORD - ESCORT VI Stufenheck (GAL, AFL) 01/95→08/02										
 Radbremszylinder										
1.3 1.4	44	01/95→02/99	➡	02/95→; - ABS		2	24.3220-1112.3	020223	GG	
	55	01/95→02/99	➡	02/95→; + ABS		2	24.3222-1117.3	020272	GG	
1.6 i 16V	66	01/95→02/99	➡	02/95→ 07/95; - ABS		2	24.3220-1112.3	020223	GG	
			➡	02/95→ 07/95; + ABS		2	24.3222-1117.3	020272	GG	
			➡	08/95→		2	24.3222-1117.3	020272	GG	
1.8 16V	85	01/95→02/99	➡	02/95→ 07/95; - ABS		2	24.3220-1112.3	020223	GG	
			➡	08/95→		2	24.3220-1112.3	020223	GG	
			➡	02/95→ 07/95; + ABS		2	24.3222-1117.3	020272	GG	
1.8 TD	66	01/95→02/99	➡	02/95→ 07/95; - ABS		2	24.3219-1107.3	020338	TRW GG	
			➡	08/95→		2	24.3220-1112.3	020223	GG	
			➡	02/95→ 07/95; + ABS		2	24.3222-1117.3	020272	GG	
1.8 Turbo D	51	12/95→02/99	➡			2	24.3220-1112.3	020223	GG	
Zubehörsatz, Bremsbacken										
1.3 →	44	01/95→02/99	➡	08/95→; + ABS; Br.trommeldurchm.innen [Zoll]: 8				03.0137-9177.2	669177	















	kw				! #		
FORD - ESCORT VI Stufenheck (GAL, AFL) 01/95→08/02							
Zubehörsatz, Bremsbacken							
1.3	44	01/95→02/99	➡	04/96→; - ABS; Br.trommeldurchm.innen [Zoll]: 7	03.0137-9217.2	669217	TRW
			➡	02/95→ 03/96; - ABS; Br.trommeldurchm.innen [Zoll]: 7	03.0137-9217.2	669217	TRW
			➡	02/95→; + ABS; Br.trommeldurchm.innen [Zoll]: 8; → 07/95	03.0137-9251.2	669251	
1.4 1.6 i 16V	55	01/95→02/99	➡	08/95→; + ABS; Br.trommeldurchm.innen [Zoll]: 8	03.0137-9177.2	669177	
	66	01/95→02/99	➡	02/95→; - ABS; Br.trommeldurchm.innen [Zoll]: 7	03.0137-9217.2	669217	TRW
			➡	02/95→; + ABS; Br.trommeldurchm.innen [Zoll]: 8; → 07/95	03.0137-9251.2	669251	
1.8 16V	85	01/95→02/99	➡	08/95→; Br.trommeldurchm.innen [Zoll]: 8	03.0137-9177.2	669177	
			➡	02/95→; Br.trommeldurchm.innen [Zoll]: 8; → 07/95	03.0137-9251.2	669251	
1.8 TD	66	01/95→02/99	➡	08/95→; Br.trommeldurchm.innen [Zoll]: 8	03.0137-9177.2	669177	
			➡	02/95→; - ABS; Br.trommeldurchm.innen [Zoll]: 7	03.0137-9217.2	669217	TRW
			➡	02/95→; Br.trommeldurchm.innen [Zoll]: 8; → 07/95	03.0137-9251.2	669251	
1.8 Turbo D	51	12/95→02/99	➡	Br.trommeldurchm.innen [Zoll]: 8	03.0137-9177.2	669177	
			➡	- ABS; Br.trommeldurchm.innen [Zoll]: 7	03.0137-9217.2	669217	TRW
Bremstrommel							
1.3 1.4 1.6 i 16V 1.8 TD	44 55 66 66	01/95→02/99 01/95→02/99 01/95→02/99 01/95→02/99	➡	02/95→; - ABS; Br.trommeldurchm.innen [Zoll]: 7	24.0218-0024.2	480079	Ø 216 x 44 / 181,3 - RLG / - ABS Ring / mit Radbe- festigungsbolzen
			➡	02/95→ 07/95; + ABS; Br.trommeldurchm.innen [Zoll]: 8	24.0218-0724.2	480206	Ø 216 x 44 / 181,3 + RLG / - ABS Ring / mit Radbe- festigungsbolzen
			➡	02/95→ 07/95; + ABS; Br.trommeldurchm.innen [Zoll]: 8	24.0220-3004.2	480023	Ø 239 x 49 / 204 - RLG / - ABS Ring / mit Radbe- festigungsbolzen
			➡	08/95→; + ABS; Br.trommeldurchm.innen [Zoll]: 8	24.0220-3009.2	480080	Ø 239 x 48,5 / 204,3 - RLG / - ABS Ring / mit Radbe- festigungsbolzen
1.8 16V	85	01/95→02/99	➡	02/95→ 07/95; Br.trommeldurchm.innen [Zoll]: 8	24.0220-3004.2	480023	Ø 239 x 49 / 204 - RLG / - ABS Ring / mit Radbe- festigungsbolzen
			➡	08/95→; Br.trommeldurchm.innen [Zoll]: 8	24.0220-3009.2	480080	Ø 239 x 48,5 / 204,3 - RLG / - ABS Ring / mit Radbe- festigungsbolzen
			➡	08/95→; Br.trommeldurchm.innen [Zoll]: 8	24.0220-3709.2	480220	Ø 239 x 48,5 / 204,3 + RLG / - ABS Ring / mit Radbe- festigungsbolzen
1.8 Turbo D	51	12/95→02/99	➡	- ABS; Br.trommeldurchm.innen [Zoll]: 7	24.0218-0024.2	480079	Ø 216 x 44 / 181,3 - RLG / - ABS Ring / mit Radbe- festigungsbolzen
			➡	- ABS; Br.trommeldurchm.innen [Zoll]: 7	24.0218-0724.2	480206	Ø 216 x 44 / 181,3 + RLG / - ABS Ring / mit Radbe- festigungsbolzen
			➡	+ ABS; Br.trommeldurchm.innen [Zoll]: 8	24.0220-3009.2	480080	Ø 239 x 48,5 / 204,3 - RLG / - ABS Ring / mit Radbe- festigungsbolzen
			➡	+ ABS; Br.trommeldurchm.innen [Zoll]: 8	24.0220-3709.2	480220	Ø 239 x 48,5 / 204,3 + RLG / - ABS Ring / mit Radbe- festigungsbolzen
Bremsbackensatz							
1.3	44	01/95→02/99	➡	04/96→; - ABS; Br.trommeldurchm.innen [Zoll]: 7	03.0137-0337.2	650337	TRW Ø 180 x 32 + HEB
			➡	02/95→; + ABS; Br.trommeldurchm.innen [Zoll]: 8	03.0137-0338.2	650338	Ø 203 x 38
			➡	02/95→; + ABS; Br.trommeldurchm.innen [Zoll]: 8	03.0137-0346.2	650346	Ø 203 x 38 + HEB
			➡	02/95→; + ABS	03.0520-6422.3	696422	TRW Ø 203 x 38 + RZ / + Zub TopKit
→							








	kw					! #		
FORD - ESCORT VI Stufenheck (GAL, AFL) 01/95→08/02								
Bremsbackensatz								
1.3	44	01/95→02/99	➡	02/95→; - ABS			03.0525-0034.3 EQ0034	TRW Ø 180 x 32 - RZ / + Zub Easy Quick
1.4	55	01/95→02/99	➡	02/95→; - ABS; Br.trommeldurchm.innen [Zoll]: 7			03.0137-0337.2 650337	TRW Ø 180 x 32 + HEB
			➡	02/95→; + ABS; Br.trommeldurchm.innen [Zoll]: 8			03.0137-0338.2 650338 03.0137-0346.2 650346	Ø 203 x 38 Ø 203 x 38 + HEB
			➡	02/95→; + ABS			03.0520-6422.3 696422	TRW Ø 203 x 38 + RZ / + Zub TopKit
			➡	02/95→; - ABS; Schaltgetriebe			03.0525-0034.3 EQ0034	TRW Ø 180 x 32 - RZ / + Zub Easy Quick
1.6 i 16V	66	01/95→02/99	➡	02/95→; - ABS; Br.trommeldurchm.innen [Zoll]: 7			03.0137-0337.2 650337	TRW Ø 180 x 32 + HEB
			➡	02/95→; + ABS; Br.trommeldurchm.innen [Zoll]: 8			03.0137-0338.2 650338 03.0137-0346.2 650346	Ø 203 x 38 Ø 203 x 38 + HEB
			➡	08/95→			03.0520-6422.3 696422	TRW Ø 203 x 38 + RZ / + Zub TopKit
1.8 16V	85	01/95→02/99	➡	02/95→; - ABS; Br.trommeldurchm.innen [Zoll]: 8			03.0137-0338.2 650338	Ø 203 x 38
			➡	02/95→; + ABS; Br.trommeldurchm.innen [Zoll]: 8			03.0137-0346.2 650346	Ø 203 x 38 + HEB
			➡	02/95→ 07/95; + ABS			03.0520-6422.3 696422	TRW Ø 203 x 38 + RZ / + Zub TopKit
1.8 TD	66	01/95→02/99	➡	02/95→; - ABS; Br.trommeldurchm.innen [Zoll]: 7			03.0137-0337.2 650337	TRW Ø 180 x 32 + HEB
			➡	02/95→; - ABS; Br.trommeldurchm.innen [Zoll]: 8			03.0137-0338.2 650338	Ø 203 x 38
			➡	02/95→; + ABS; Br.trommeldurchm.innen [Zoll]: 8			03.0137-0346.2 650346	Ø 203 x 38 + HEB
			➡	02/95→ 07/95; - ABS			03.0520-5519.3 695519 03.0525-0034.3 EQ0034	TRW Ø 180 x 32 + RZ / + Zub TopKit TRW Ø 180 x 32 - RZ / + Zub Easy Quick
			➡	02/95→; + ABS			03.0520-6422.3 696422	TRW Ø 203 x 38 + RZ / + Zub TopKit
1.8 Turbo D	51	12/95→02/99	➡	- ABS; Br.trommeldurchm.innen [Zoll]: 7			03.0137-0337.2 650337	TRW Ø 180 x 32 + HEB
			➡	- ABS; Br.trommeldurchm.innen [Zoll]: 8			03.0137-0338.2 650338	Ø 203 x 38
			➡	+ ABS; Br.trommeldurchm.innen [Zoll]: 8			03.0137-0346.2 650346	Ø 203 x 38 + HEB
			➡	+ ABS			03.0520-6422.3 696422	TRW Ø 203 x 38 + RZ / + Zub TopKit
Zubehörsatz, Feststellbremsbacken								
1.6 i 16V	66	01/95→02/99		02/95→; + ABS			03.0137-9701.2 669701	
1.8 16V	85	01/95→02/99						
1.8 TD	66	01/95→02/99						
1.8 Turbo D	51	12/95→02/99		+ ABS			03.0137-9701.2 669701	
Seilzug, Feststellbremse								
1.3	44	01/95→02/99		02/95→; für Linkslenker; Scheiben/Trommel; ⚡	1	24.3727-0657.2 580657		L= 1.670 L2= 1.705
1.4	55	01/95→02/99						
1.6 i 16V	66	01/95→02/99		02/95→; Scheiben/Trommel; ⚡	1	24.3727-0661.2 580661		L= 281
1.8 16V	85	01/95→02/99						
1.8 TD	66	01/95→02/99						
1.8 Turbo D	51	12/95→02/99		für Linkslenker; Scheiben/Trommel; ⚡	1	24.3727-0657.2 580657		L= 1.670 L2= 1.705
				Scheiben/Trommel; ⚡	1	24.3727-0661.2 580661		L= 281
FORD - ESCORT VI Turnier (GAL, ANL) 01/95→10/02								
Radbremszylinder								
1.3	44	01/95→01/99	➡	02/95→; - ABS; → 07/95	2	24.3219-1107.3 020338		TRW GG
1.4	55	01/95→02/99	➡	08/95→; - ABS	2	24.3222-1117.3 020272		GG
			➡	02/95→; + ABS	2	24.3222-1117.3 020272		GG
1.6 16V	66	01/95→02/99	➡	02/95→ 07/95; - ABS	2	24.3220-1112.3 020223		GG
1.8 16V	85	01/95→02/99	➡	08/95→	2	24.3220-1112.3 020223		GG
			➡	02/95→ 07/95; + ABS	2	24.3222-1117.3 020272		GG
1.8 D	44	01/95→02/99	➡	02/95→; - ABS; → 07/95	2	24.3219-1107.3 020338		TRW GG
1.8 TD	66	01/95→02/99	➡	08/95→	2	24.3220-1112.3 020223		GG
			➡	02/95→ 07/95; + ABS	2	24.3222-1117.3 020272		GG
→								








	kw					! #		
FORD - ESCORT VI Turnier (GAL, ANL) 01/95→10/02								
 Radbremsszylinder								
1.8 Turbo D	51	12/95→02/99	➡			2	24.3220-1112.3 020223	GG
Zubehörsatz, Bremsbacken								
1.3 1.4	44 55	01/95→01/99 01/95→02/99	➡	08/95→; + ABS; Br.trommeldurchm.innen [Zoll]: 8			03.0137-9177.2 669177	
			➡	08/95→; - ABS; Br.trommeldurchm.innen [Zoll]: 7			03.0137-9217.2 669217	TRW
			➡	02/95→ 07/95; - ABS; Br.trommeldurchm.innen [Zoll]: 7			03.0137-9217.2 669217	TRW
			➡	02/95→; + ABS; Br.trommeldurchm.innen [Zoll]: 8; → 07/95			03.0137-9251.2 669251	
1.6 16V	66	01/95→02/99	➡	08/95→; + ABS; Br.trommeldurchm.innen [Zoll]: 8			03.0137-9177.2 669177	
			➡	02/95→; - ABS; Br.trommeldurchm.innen [Zoll]: 7			03.0137-9217.2 669217	TRW
			➡	02/95→; + ABS; Br.trommeldurchm.innen [Zoll]: 8; → 07/95			03.0137-9251.2 669251	
1.8 16V	85	01/95→02/99	➡	08/95→; Br.trommeldurchm.innen [Zoll]: 8			03.0137-9177.2 669177	
			➡	02/95→; Br.trommeldurchm.innen [Zoll]: 8; → 07/95			03.0137-9251.2 669251	
1.8 D 1.8 TD	44 66	01/95→02/99 01/95→02/99	➡	08/95→; Br.trommeldurchm.innen [Zoll]: 8			03.0137-9177.2 669177	
			➡	02/95→; - ABS; Br.trommeldurchm.innen [Zoll]: 7			03.0137-9217.2 669217	TRW
			➡	02/95→; Br.trommeldurchm.innen [Zoll]: 8; → 07/95			03.0137-9251.2 669251	
1.8 Turbo D	51	12/95→02/99	➡	Br.trommeldurchm.innen [Zoll]: 8			03.0137-9177.2 669177	
			➡	- ABS; Br.trommeldurchm.innen [Zoll]: 7			03.0137-9217.2 669217	TRW
 Bremstrommel								
1.3 1.4 1.6 16V 1.8 D 1.8 TD	44 55 66 44 66	01/95→01/99 01/95→02/99 01/95→02/99 01/95→02/99 01/95→02/99	➡	02/95→; - ABS; Br.trommeldurchm.innen [Zoll]: 7			24.0218-0024.2 480079	Ø 216 x 44 / 181,3 - RLG / - ABS Ring / mit Radbe- festigungsbolzen
			➡	02/95→ 07/95; + ABS; Br.trommeldurchm.innen [Zoll]: 8			24.0218-0724.2 480206	Ø 216 x 44 / 181,3 + RLG / - ABS Ring / mit Radbe- festigungsbolzen
			➡	02/95→ 07/95; + ABS; Br.trommeldurchm.innen [Zoll]: 8			24.0220-3004.2 480023	Ø 239 x 49 / 204 - RLG / - ABS Ring / mit Radbe- festigungsbolzen
			➡	08/95→; + ABS; Br.trommeldurchm.innen [Zoll]: 8			24.0220-3009.2 480080	Ø 239 x 48,5 / 204,3 - RLG / - ABS Ring / mit Radbe- festigungsbolzen
							24.0220-3709.2 480220	Ø 239 x 48,5 / 204,3 + RLG / - ABS Ring / mit Radbe- festigungsbolzen
1.8 16V	85	01/95→02/99	➡	02/95→ 07/95; Br.trommeldurchm.innen [Zoll]: 8			24.0220-3004.2 480023	Ø 239 x 49 / 204 - RLG / - ABS Ring / mit Radbe- festigungsbolzen
			➡	08/95→; Br.trommeldurchm.innen [Zoll]: 8			24.0220-3009.2 480080	Ø 239 x 48,5 / 204,3 - RLG / - ABS Ring / mit Radbe- festigungsbolzen
							24.0220-3709.2 480220	Ø 239 x 48,5 / 204,3 + RLG / - ABS Ring / mit Radbe- festigungsbolzen
1.8 Turbo D	51	12/95→02/99	➡	- ABS; Br.trommeldurchm.innen [Zoll]: 7			24.0218-0024.2 480079	Ø 216 x 44 / 181,3 - RLG / - ABS Ring / mit Radbe- festigungsbolzen
							24.0218-0724.2 480206	Ø 216 x 44 / 181,3 + RLG / - ABS Ring / mit Radbe- festigungsbolzen
			➡	+ ABS; Br.trommeldurchm.innen [Zoll]: 8			24.0220-3009.2 480080	Ø 239 x 48,5 / 204,3 - RLG / - ABS Ring / mit Radbe- festigungsbolzen
							24.0220-3709.2 480220	Ø 239 x 48,5 / 204,3 + RLG / - ABS Ring / mit Radbe- festigungsbolzen














	kw					! #		
FORD - ESCORT VI Turnier (GAL, ANL) 01/95→10/02								
Bremsbackensatz								
1.3	44	01/95→01/99	➡	08/95→; - ABS; Br.trommeldurchm.innen [Zoll]: 7			03.0137-0337.2 650337	TRW Ø 180 x 32 + HEB
			➡	02/95→; + ABS; Br.trommeldurchm.innen [Zoll]: 8			03.0137-0338.2 650338 03.0137-0346.2 650346	Ø 203 x 38 Ø 203 x 38 + HEB
			➡	02/95→; + ABS			03.0520-6422.3 696422	TRW Ø 203 x 38 + RZ / + Zub TopKit
			➡	02/95→; - ABS			03.0525-0034.3 EQ0034	TRW Ø 180 x 32 - RZ / + Zub Easy Quick
1.4	55	01/95→02/99	➡	08/95→; - ABS; Br.trommeldurchm.innen [Zoll]: 7			03.0137-0337.2 650337	TRW Ø 180 x 32 + HEB
			➡	02/95→; + ABS; Br.trommeldurchm.innen [Zoll]: 8			03.0137-0338.2 650338 03.0137-0346.2 650346	Ø 203 x 38 Ø 203 x 38 + HEB
			➡	02/95→; + ABS			03.0520-6422.3 696422	TRW Ø 203 x 38 + RZ / + Zub TopKit
1.6 16V	66	01/95→02/99	➡	02/95→; - ABS; Br.trommeldurchm.innen [Zoll]: 7			03.0137-0337.2 650337	TRW Ø 180 x 32 + HEB
			➡	02/95→; + ABS; Br.trommeldurchm.innen [Zoll]: 8			03.0137-0338.2 650338 03.0137-0346.2 650346	Ø 203 x 38 Ø 203 x 38 + HEB
			➡	02/95→ 07/95; + ABS			03.0520-6422.3 696422	TRW Ø 203 x 38 + RZ / + Zub TopKit
1.8 16V	85	01/95→02/99	➡	02/95→; - ABS; Br.trommeldurchm.innen [Zoll]: 8			03.0137-0338.2 650338	Ø 203 x 38
			➡	02/95→; + ABS; Br.trommeldurchm.innen [Zoll]: 8			03.0137-0346.2 650346	Ø 203 x 38 + HEB
			➡	02/95→ 07/95; + ABS			03.0520-6422.3 696422	TRW Ø 203 x 38 + RZ / + Zub TopKit
1.8 D 1.8 TD	44	01/95→02/99	➡	02/95→; - ABS; Br.trommeldurchm.innen [Zoll]: 7			03.0137-0337.2 650337	TRW Ø 180 x 32 + HEB
			➡	02/95→; - ABS; Br.trommeldurchm.innen [Zoll]: 8			03.0137-0338.2 650338	Ø 203 x 38
	66	01/95→02/99	➡	02/95→; + ABS; Br.trommeldurchm.innen [Zoll]: 8			03.0137-0346.2 650346	Ø 203 x 38 + HEB
			➡	02/95→ 07/95; - ABS			03.0520-5519.3 695519 03.0525-0034.3 EQ0034	TRW Ø 180 x 32 + RZ / + Zub TopKit TRW Ø 180 x 32 - RZ / + Zub Easy Quick
			➡	02/95→; + ABS			03.0520-6422.3 696422	TRW Ø 203 x 38 + RZ / + Zub TopKit
1.8 Turbo D	51	12/95→02/99	➡	- ABS; Br.trommeldurchm.innen [Zoll]: 7			03.0137-0337.2 650337	TRW Ø 180 x 32 + HEB
			➡	- ABS; Br.trommeldurchm.innen [Zoll]: 8			03.0137-0338.2 650338	Ø 203 x 38
			➡	+ ABS; Br.trommeldurchm.innen [Zoll]: 8			03.0137-0346.2 650346	Ø 203 x 38 + HEB
			➡	+ ABS			03.0520-6422.3 696422	TRW Ø 203 x 38 + RZ / + Zub TopKit
Zubehörsatz, Feststellbremsbacken								
1.6 16V	66	01/95→02/99		02/95→; + ABS			03.0137-9701.2 669701	
1.8 16V	85	01/95→02/99						
1.8 D	44	01/95→02/99						
1.8 TD	66	01/95→02/99						
1.8 Turbo D	51	12/95→02/99		+ ABS			03.0137-9701.2 669701	
Seilzug, Feststellbremse								
1.3	44	01/95→01/99		02/95→; für Linkslenker; Scheiben/Trommel; ⚙	1		24.3727-0657.2 580657	L= 1.670 L2= 1.705
1.4	55	01/95→02/99						
1.6 16V	66	01/95→02/99		02/95→; Scheiben/Trommel; ⚙	1		24.3727-0661.2 580661	L= 281
1.8 16V	85	01/95→02/99						
1.8 D	44	01/95→02/99						
1.8 TD	66	01/95→02/99						
1.8 Turbo D	51	12/95→02/99		für Linkslenker; Scheiben/Trommel; ⚙	1		24.3727-0657.2 580657	L= 1.670 L2= 1.705
				Scheiben/Trommel; ⚙	1		24.3727-0661.2 580661	L= 281
FORD - ESCORT CLASSIC (AAL, ABL) 10/98→07/00								
Radbremszylinder								
1.6 16V	66	10/98→07/00	➡		2		24.3222-1117.3 020272	GG
1.8 TD	66	10/98→07/00	➡		2		24.3220-1112.3 020223	GG
Zubehörsatz, Bremsbacken								
1.6 16V	66	10/98→07/00	➡	+ ABS; Br.trommeldurchm.innen [Zoll]: 8			03.0137-9177.2 669177	
			➡	- ABS; Br.trommeldurchm.innen [Zoll]: 7			03.0137-9217.2 669217	TRW
➔								













	kw				! #		
FORD - ESCORT CLASSIC (AAL, ABL) 10/98→07/00							
Zubehörsatz, Bremsbacken							
1.8 TD	66	10/98→07/00	➡	Br.trommeldurchm.innen [Zoll]: 8		03.0137-9177.2 669177	
			➡	- ABS; Br.trommeldurchm.innen [Zoll]: 7		03.0137-9217.2 669217	TRW
Bremstrommel							
1.6 16V 1.8 TD	66 66	10/98→07/00 10/98→07/00	➡	- ABS; Br.trommeldurchm.innen [Zoll]: 7		24.0218-0024.2 480079	Ø 216 x 44 / 181,3 - RLG / - ABS Ring / mit Radbefestigungsbolzen
						24.0218-0724.2 480206	Ø 216 x 44 / 181,3 + RLG / - ABS Ring / mit Radbefestigungsbolzen
			➡	+ ABS; Br.trommeldurchm.innen [Zoll]: 8		24.0220-3009.2 480080	Ø 239 x 48,5 / 204,3 - RLG / - ABS Ring / mit Radbefestigungsbolzen
						24.0220-3709.2 480220	Ø 239 x 48,5 / 204,3 + RLG / - ABS Ring / mit Radbefestigungsbolzen
Bremsbackensatz							
1.6 16V	66	10/98→07/00	➡	- ABS; Br.trommeldurchm.innen [Zoll]: 7		03.0137-0337.2 650337	TRW Ø 180 x 32 + HEB
			➡	+ ABS; Br.trommeldurchm.innen [Zoll]: 8		03.0137-0338.2 650338	Ø 203 x 38
						03.0137-0346.2 650346	Ø 203 x 38 + HEB
			➡			03.0520-6422.3 696422	TRW Ø 203 x 38 + RZ / + Zub TopKit
1.8 TD	66	10/98→07/00	➡	- ABS; Br.trommeldurchm.innen [Zoll]: 7		03.0137-0337.2 650337	TRW Ø 180 x 32 + HEB
			➡	- ABS; Br.trommeldurchm.innen [Zoll]: 8		03.0137-0338.2 650338	Ø 203 x 38
			➡	+ ABS; Br.trommeldurchm.innen [Zoll]: 8		03.0137-0346.2 650346	Ø 203 x 38 + HEB
			➡	+ ABS		03.0520-6422.3 696422	TRW Ø 203 x 38 + RZ / + Zub TopKit
Zubehörsatz, Feststellbremsbacken							
1.6 16V 1.8 TD	66 66	10/98→07/00 10/98→07/00		+ ABS		03.0137-9701.2 669701	
Seilzug, Feststellbremse							
1.6 16V 1.8 TD	66 66	10/98→07/00 10/98→07/00		für Linkslenker; Scheiben/Trommel;	1	24.3727-0657.2 580657	L= 1.670 L2= 1.705
				Scheiben/Trommel;	1	24.3727-0661.2 580661	L= 281
FORD - ESCORT CLASSIC Turnier (ANL) 02/99→07/00							
Radbremszylinder							
1.6 16V 1.8 TD	66 66	02/99→07/00 02/99→07/00	➡		2	24.3220-1112.3 020223	GG
Zubehörsatz, Bremsbacken							
1.6 16V	66	02/99→07/00	➡	+ ABS; Br.trommeldurchm.innen [Zoll]: 8		03.0137-9177.2 669177	
			➡	- ABS; Br.trommeldurchm.innen [Zoll]: 7		03.0137-9217.2 669217	TRW
1.8 TD	66	02/99→07/00	➡	Br.trommeldurchm.innen [Zoll]: 8		03.0137-9177.2 669177	
			➡	- ABS; Br.trommeldurchm.innen [Zoll]: 7		03.0137-9217.2 669217	TRW
Bremstrommel							
1.6 16V 1.8 TD	66 66	02/99→07/00 02/99→07/00	➡	- ABS; Br.trommeldurchm.innen [Zoll]: 7		24.0218-0024.2 480079	Ø 216 x 44 / 181,3 - RLG / - ABS Ring / mit Radbefestigungsbolzen
						24.0218-0724.2 480206	Ø 216 x 44 / 181,3 + RLG / - ABS Ring / mit Radbefestigungsbolzen
			➡	+ ABS; Br.trommeldurchm.innen [Zoll]: 8		24.0220-3009.2 480080	Ø 239 x 48,5 / 204,3 - RLG / - ABS Ring / mit Radbefestigungsbolzen
						24.0220-3709.2 480220	Ø 239 x 48,5 / 204,3 + RLG / - ABS Ring / mit Radbefestigungsbolzen
Bremsbackensatz							
1.6 16V	66	02/99→07/00	➡	- ABS; Br.trommeldurchm.innen [Zoll]: 7		03.0137-0337.2 650337	TRW Ø 180 x 32 + HEB
			➡	+ ABS; Br.trommeldurchm.innen [Zoll]: 8		03.0137-0338.2 650338	Ø 203 x 38
						03.0137-0346.2 650346	Ø 203 x 38 + HEB
1.8 TD	66	02/99→07/00	➡	- ABS; Br.trommeldurchm.innen [Zoll]: 7		03.0137-0337.2 650337	TRW Ø 180 x 32 + HEB
→							












	kw					! #		
FORD - ESCORT CLASSIC Turnier (ANL) 02/99→07/00								
 Bremsbackensatz								
1.8 TD	66	02/99→07/00	➡	- ABS; Br.trommeldurchm.innen [Zoll]: 8		03.0137-0338.2	650338	Ø 203 x 38
			➡	+ ABS; Br.trommeldurchm.innen [Zoll]: 8		03.0137-0346.2	650346	Ø 203 x 38 + HEB
			➡	+ ABS		03.0520-6422.3	696422	TRW Ø 203 x 38 + RZ / + Zub TopKit
Zubehörsatz, Feststellbremsbacken								
1.6 16V 1.8 TD	66 66	02/99→07/00 02/99→07/00		+ ABS		03.0137-9701.2	669701	
 Seilzug, Feststellbremse								
1.6 16V 1.8 TD	66 66	02/99→07/00 02/99→07/00		für Linkslenker; Scheiben/Trommel; ⬇	1	24.3727-0657.2	580657	L= 1.670 L2= 1.705
				Scheiben/Trommel; ⬆	1	24.3727-0661.2	580661	L= 281
FORD - FIESTA III (GFJ) 01/89→01/97								
 Radbremszylinder								
1.3 Cat	44	05/91→01/97	➡	→ 12/93; - SCS	2	24.3217-1601.3	020180	GG
			➡	01/94→ 11/96; - SCS	2	24.3219-1717.3	020415	GG
			➡	→ 11/96	2	24.3222-1111.3	020266	GG
Zubehörsatz, Bremsbacken								
1.3 Cat	44	05/91→01/97	➡	→ 11/96; + SCS		03.0137-9120.2	669120	
			➡	→ 11/96; - SCS		03.0137-9121.2	669121	
 Bremstrommel								
1.3 Cat	44	05/91→01/97	➡	→ 11/96; - SCS		24.0218-0024.2	480079	Ø 216 x 44 / 181,3 - RLG / - ABS Ring / mit Radbe- festigungsbolzen
						24.0218-0724.2	480206	Ø 216 x 44 / 181,3 + RLG / - ABS Ring / mit Radbe- festigungsbolzen
 Bremsbackensatz								
1.3 Cat	44	05/91→01/97	➡	→ 11/96; - SCS		03.0137-0235.2	650235	Ø 180 x 32
			➡	→ 11/96; + SCS		03.0137-0236.2	650236	Ø 203 x 39
			➡	→ 12/93; - SCS		03.0420-2922.3	682922	BDX Ø 203 x 39 + RZ / + Zub Kit
			➡	→ 11/96; - SCS		03.0520-1417.3	691417	BDX Ø 180 x 32 + RZ / + Zub TopKit
			➡	01/94→ 11/96; - SCS		03.0520-4419.3	694419	Ø 180 x 32 + RZ / + Zub TopKit
 Seilzug, Feststellbremse								
1.3 Cat	44	05/91→01/97		→ 07/91; Trommelbremse; ⬇	1	24.3727-0623.2	580623	L= 3.268
				08/91→ 01/94; ⬇	1	24.3727-0626.2	580626	L= 3.242
				→ 11/96; Trommelbremse; ⬆	1	24.3727-0628.2	580628	L= 151
				02/94→ 11/96; ⬇	1	24.3727-0662.2	580662	L= 3.255
FORD - FIESTA IV (JA_, JB_) 08/95→06/06								
 Radbremszylinder								
1.0 i	38	04/96→09/99	➡		2	24.3217-1715.3	020463	TRW GG
						24.3219-1107.3	020338	TRW GG
1.0 i	48	09/99→01/02	➡	→ 01/00	2	24.3217-1715.3	020463	TRW GG
			➡		2	24.3219-1107.3	020338	TRW GG
			➡	02/00→	2	24.3219-1735.3	020464	ALU
1.25 i 16V	55	08/95→01/02	➡	01/96→ 01/00; Schaltgetriebe	2	24.3217-1715.3	020463	TRW GG
			➡	01/96→; Automatikgetriebe	2	24.3219-1107.3	020338	TRW GG
			➡	02/00→; Schaltgetriebe	2	24.3219-1735.3	020464	ALU
1.3 i	37 - 44	08/95→01/02	➡	01/96→ 01/00	2	24.3217-1715.3	020463	TRW GG
1.8 D	44	08/95→04/00	➡	02/00→	2	24.3219-1735.3	020464	ALU
1.4 i 16V 1.6 16V Sport	66 76	04/96→01/02 02/00→01/02	➡		2	24.3219-1107.3	020338	TRW GG
1.8 DI →	55	04/00→01/02	➡		2	24.3219-1735.3	020464	ALU













	kw			 	! #		
FORD - FIESTA IV (JA_, JB_) 08/95→06/06							
Zubehörsatz, Bremsbacken							
1.0 i	38	04/96→09/99	➡			03.0137-9217.2 669217	TRW
1.0 i 1.4 i 16V	48 66	09/99→01/02 04/96→01/02	➡	02/00→; - ABS		03.0137-9179.2 669179	AP
			➡	→ 01/00		03.0137-9217.2 669217	TRW
			➡	02/00→; + ABS		03.0137-9259.2 669259	
1.25 i 16V 1.3 i	55 37 - 44	08/95→01/02 08/95→01/02	➡	02/00→; - ABS		03.0137-9179.2 669179	AP
			➡	01/96→ 01/00		03.0137-9217.2 669217	TRW
1.8 D	44	08/95→04/00	➡	02/00→; + ABS		03.0137-9259.2 669259	
1.6 16V Sport 1.8 DI	76 55	02/00→01/02 04/00→01/02	➡	- ABS		03.0137-9179.2 669179	AP
			➡	+ ABS		03.0137-9259.2 669259	
Bremstrommel							
1.0 i	38	04/96→09/99	➡	+ ABS		24.0218-0024.2 480079	Ø 216 x 44 / 181,3 - RLG / - ABS Ring / mit Radbe- festigungsbolzen
1.0 i 1.4 i 16V	48 66	09/99→01/02 04/96→01/02	➡	02/00→; - ABS		24.0218-0024.2 480079	Ø 216 x 44 / 181,3 - RLG / - ABS Ring / mit Radbe- festigungsbolzen
			➡	→ 01/00; + ABS		24.0218-0724.2 480206	Ø 216 x 44 / 181,3 + RLG / - ABS Ring / mit Radbe- festigungsbolzen
			➡	→ 01/00; + ABS		24.0218-0024.2 480079	Ø 216 x 44 / 181,3 - RLG / - ABS Ring / mit Radbe- festigungsbolzen
			➡	02/00→; + ABS		24.0218-0724.2 480206	Ø 216 x 44 / 181,3 + RLG / - ABS Ring / mit Radbe- festigungsbolzen
1.25 i 16V 1.3 i 1.8 D	55 37 - 44 44	08/95→01/02 08/95→01/02 08/95→04/00	➡	01/96→ 01/00; + ABS		24.0218-0024.2 480079	Ø 216 x 44 / 181,3 - RLG / - ABS Ring / mit Radbe- festigungsbolzen
			➡	02/00→; - ABS		24.0218-0724.2 480206	Ø 216 x 44 / 181,3 + RLG / - ABS Ring / mit Radbe- festigungsbolzen
			➡	02/00→; + ABS		24.0220-3009.2 480080	Ø 239 x 48,5 / 204,3 - RLG / - ABS Ring / mit Radbe- festigungsbolzen
			➡	02/00→; + ABS		24.0220-3709.2 480220	Ø 239 x 48,5 / 204,3 + RLG / - ABS Ring / mit Radbe- festigungsbolzen
			➡	02/00→; - ABS		24.0218-0024.2 480079	Ø 216 x 44 / 181,3 - RLG / - ABS Ring / mit Radbe- festigungsbolzen
			➡	02/00→; + ABS		24.0218-0724.2 480206	Ø 216 x 44 / 181,3 + RLG / - ABS Ring / mit Radbe- festigungsbolzen
1.6 16V Sport 1.8 DI	76 55	02/00→01/02 04/00→01/02	➡	- ABS		24.0218-0024.2 480079	Ø 216 x 44 / 181,3 - RLG / - ABS Ring / mit Radbe- festigungsbolzen
			➡	+ ABS		24.0218-0724.2 480206	Ø 216 x 44 / 181,3 + RLG / - ABS Ring / mit Radbe- festigungsbolzen
			➡	+ ABS		24.0220-3009.2 480080	Ø 239 x 48,5 / 204,3 - RLG / - ABS Ring / mit Radbe- festigungsbolzen
			➡	+ ABS		24.0220-3709.2 480220	Ø 239 x 48,5 / 204,3 + RLG / - ABS Ring / mit Radbe- festigungsbolzen
Bremsbackensatz							
1.0 i	38	04/96→09/99	➡			03.0137-0337.2 650337 03.0520-3617.3 693617	TRW Ø 180 x 32 + HEB TRW Ø 180 x 32 + RZ / + Zub TopKit











	kw			 	! #		
FORD - FIESTA IV (JA_, JB_) 08/95→06/06							
Bremsbackensatz							
1.0 i	38	04/96→09/99	➔			03.0520-5519.3 695519 03.0525-0034.3 EQ0034	TRW Ø 180 x 32 + RZ / + Zub TopKit TRW Ø 180 x 32 - RZ / + Zub Easy Quick
1.0 i	48	09/99→01/02	➔	→ 01/00		03.0137-0337.2 650337 03.0520-3617.3 693617 03.0525-0034.3 EQ0034	TRW Ø 180 x 32 + HEB TRW Ø 180 x 32 + RZ / + Zub TopKit TRW Ø 180 x 32 - RZ / + Zub Easy Quick
			➔	02/00→; + ABS		03.0137-0394.2 650394 03.0520-6319.3 696319	Ø 203 x 38 + HEB AP Ø 203 x 38 + RZ / + Zub TopKit
			➔	02/00→; - ABS		03.0137-0412.2 650412 03.0520-6219.3 696219	AP Ø 180 x 32 + HEB AP Ø 180 x 32 + RZ / + Zub TopKit
			➔			03.0520-5519.3 695519 03.0525-0034.3 EQ0034	TRW Ø 180 x 32 + RZ / + Zub TopKit TRW Ø 180 x 32 - RZ / + Zub Easy Quick
1.25 i 16V	55	08/95→01/02	➔	01/96→ 01/00		03.0137-0337.2 650337 03.0525-0034.3 EQ0034	TRW Ø 180 x 32 + HEB TRW Ø 180 x 32 - RZ / + Zub Easy Quick
			➔	02/00→; + ABS		03.0137-0394.2 650394	Ø 203 x 38 + HEB
			➔	02/00→; - ABS		03.0137-0412.2 650412	AP Ø 180 x 32 + HEB
			➔	01/96→ 01/00; Schaltgetriebe		03.0520-3617.3 693617 03.0525-0034.3 EQ0034	TRW Ø 180 x 32 + RZ / + Zub TopKit TRW Ø 180 x 32 - RZ / + Zub Easy Quick
			➔	01/96→; Automatikgetriebe		03.0520-5519.3 695519 03.0525-0034.3 EQ0034	TRW Ø 180 x 32 + RZ / + Zub TopKit TRW Ø 180 x 32 - RZ / + Zub Easy Quick
			➔	02/00→; Schaltgetriebe; - ABS		03.0520-6219.3 696219	AP Ø 180 x 32 + RZ / + Zub TopKit
1.3 i 1.8 D	37 - 44 44	08/95→01/02 08/95→04/00	➔	01/96→ 01/00		03.0137-0337.2 650337 03.0520-3617.3 693617 03.0525-0034.3 EQ0034	TRW Ø 180 x 32 + HEB TRW Ø 180 x 32 + RZ / + Zub TopKit TRW Ø 180 x 32 - RZ / + Zub Easy Quick
			➔	02/00→; + ABS		03.0137-0394.2 650394 03.0520-6319.3 696319	Ø 203 x 38 + HEB AP Ø 203 x 38 + RZ / + Zub TopKit
			➔	02/00→; - ABS		03.0137-0412.2 650412 03.0520-6219.3 696219	AP Ø 180 x 32 + HEB AP Ø 180 x 32 + RZ / + Zub TopKit
1.4 i 16V	66	04/96→01/02	➔	→ 01/00		03.0137-0337.2 650337 03.0525-0034.3 EQ0034	TRW Ø 180 x 32 + HEB TRW Ø 180 x 32 - RZ / + Zub Easy Quick
			➔	02/00→; + ABS		03.0137-0394.2 650394	Ø 203 x 38 + HEB
			➔	02/00→; - ABS		03.0137-0412.2 650412	AP Ø 180 x 32 + HEB
			➔			03.0520-5519.3 695519 03.0525-0034.3 EQ0034	TRW Ø 180 x 32 + RZ / + Zub TopKit TRW Ø 180 x 32 - RZ / + Zub Easy Quick
1.6 16V Sport	76	02/00→01/02	➔	+ ABS		03.0137-0394.2 650394	Ø 203 x 38 + HEB
			➔	- ABS		03.0137-0412.2 650412	AP Ø 180 x 32 + HEB
			➔			03.0520-5519.3 695519 03.0525-0034.3 EQ0034	TRW Ø 180 x 32 + RZ / + Zub TopKit TRW Ø 180 x 32 - RZ / + Zub Easy Quick
1.8 DI	55	04/00→01/02	➔	+ ABS		03.0137-0394.2 650394 03.0520-6319.3 696319	Ø 203 x 38 + HEB AP Ø 203 x 38 + RZ / + Zub TopKit
			➔	- ABS		03.0137-0412.2 650412	AP Ø 180 x 32 + HEB
→							
















	kw					! #		
FORD - FIESTA IV (JA_, JB_) 08/95→06/06								
 Bremsbackensatz								
1.8 DI	55	04/00→01/02	➔	- ABS			03.0520-6219.3 696219	AP Ø 180 x 32 + RZ / + Zub TopKit
 Seilzug, Feststellbremse								
1.0 i	38 - 48	04/96→01/02		Trommelbremse; ⬇	1	24.3727-0660.2 580660		L= 1.575 L2= 1.627
1.4 i 16V	66	04/96→01/02		Trommelbremse; ⬆	1	24.3727-1800.2 581800		L= 312
1.6 16V Sport	76	02/00→01/02						
1.8 DI	55	04/00→01/02						
1.25 i 16V	55	08/95→01/02		01/96→; Trommelbremse; ⬇	1	24.3727-0660.2 580660		L= 1.575 L2= 1.627
1.3 i	37 - 44	08/95→01/02		01/96→; Trommelbremse; ⬆	1	24.3727-1800.2 581800		L= 312
1.8 D	44	08/95→04/00						
FORD - FIESTA V (JH_, JD_) 11/01→12/14								
 Radbremsszylinder								
1.25 16V	51 - 55	05/02→06/08	➔		2	24.3219-1735.3 020464		ALU
1.3	55	01/02→12/04						
1.6	72	05/02→06/08						
1.6 TDCi	66	11/04→06/08						
1.3	44 - 51	11/01→06/08	➔	04/02→	2	24.3219-1735.3 020464		ALU
1.4 16V	59	11/01→06/08						
1.4 TDCi	50	11/01→06/08						
1.6 16V	74	11/01→06/08						
Zubehörsatz, Bremsbacken								
1.25 16V	51 - 55	05/02→06/08	➔			03.0137-9259.2 669259		
1.3	55	01/02→12/04						
1.6	72	05/02→06/08						
1.6 TDCi	66	11/04→06/08						
1.3	44 - 51	11/01→06/08	➔	04/02→		03.0137-9259.2 669259		
1.4 16V	59	11/01→06/08						
1.4 TDCi	50	11/01→06/08						
1.6 16V	74	11/01→06/08						
 Bremstrommel								
1.25 16V	51 - 55	05/02→06/08	➔			24.0220-3026.2 480175		Ø 243 x 44,5 / 204,3 - RLG / - ABS Ring
1.3	55	01/02→12/04				24.0220-3726.2 480216		Ø 243 x 44,5 / 204,3 + RLG / - ABS Ring
1.6	72	05/02→06/08						
1.6 TDCi	66	11/04→06/08						
1.3	44 - 51	11/01→06/08	➔	04/02→		24.0220-3026.2 480175		Ø 243 x 44,5 / 204,3 - RLG / - ABS Ring
1.4 16V	59	11/01→06/08				24.0220-3726.2 480216		Ø 243 x 44,5 / 204,3 + RLG / - ABS Ring
1.4 TDCi	50	11/01→06/08						
1.6 16V	74	11/01→06/08						
 Bremsbackensatz								
1.25 16V	51 - 55	05/02→06/08	➔			03.0137-0394.2 650394		Ø 203 x 38 + HEB
1.3	55	01/02→12/04				03.0520-6319.3 696319		AP Ø 203 x 38 + RZ / + Zub TopKit
1.6	72	05/02→06/08						
1.6 TDCi	66	11/04→06/08						
1.3	44 - 51	11/01→06/08	➔	04/02→		03.0137-0394.2 650394		Ø 203 x 38 + HEB
1.4 16V	59	11/01→06/08				03.0520-6319.3 696319		AP Ø 203 x 38 + RZ / + Zub TopKit
1.4 TDCi	50	11/01→06/08						
1.6 16V	74	11/01→06/08						
 Seilzug, Feststellbremse								
1.25 16V	51 - 55	05/02→06/08		Trommelbremse; ⬇	1	24.3727-0653.2 580653		L= 1.305 L2= 1.445
1.3	55	01/02→12/04		Trommelbremse; ⬆	1	24.3727-0658.2 580658		L= 306
1.6	72	05/02→06/08						
1.6 TDCi	66	11/04→06/08						
1.3	44 - 51	11/01→06/08		04/02→; Trommelbremse; ⬇	1	24.3727-0653.2 580653		L= 1.305 L2= 1.445
1.4 16V	59	11/01→06/08		04/02→; Trommelbremse; ⬆	1	24.3727-0658.2 580658		L= 306
1.4 TDCi	50	11/01→06/08						
1.6 16V	74	11/01→06/08						



















	kW					! #		
FORD - FIESTA V Van 05/02→12/10								
 Radbremszylinder								
1.3	44 - 51	05/02→08/08	➔			24.3219-1735.3	020464	ALU
1.4	59	05/02→09/05						
1.4 TDCi	50	10/03→12/10	➔	→ 08/08		24.3219-1735.3	020464	ALU
1.6 TDCi	66	04/07→09/09						
Zubehörsatz, Bremsbacken								
1.3	44 - 51	05/02→08/08	➔			03.0137-9259.2	669259	
1.4	59	05/02→09/05						
1.4 TDCi	50	10/03→12/10	➔	→ 08/08		03.0137-9259.2	669259	
1.6 TDCi	66	04/07→09/09						
 Bremstrommel								
1.3	44 - 51	05/02→08/08	➔			24.0220-3026.2	480175	Ø 243 x 44,5 / 204,3 - RLG / - ABS Ring
1.4	59	05/02→09/05				24.0220-3726.2	480216	Ø 243 x 44,5 / 204,3 + RLG / - ABS Ring
1.4 TDCi	50	10/03→12/10	➔	→ 08/08		24.0220-3026.2	480175	Ø 243 x 44,5 / 204,3 - RLG / - ABS Ring
1.6 TDCi	66	04/07→09/09				24.0220-3726.2	480216	Ø 243 x 44,5 / 204,3 + RLG / - ABS Ring
 Bremsbackensatz								
1.3	44 - 51	05/02→08/08	➔			03.0137-0394.2	650394	Ø 203 x 38 + HEB
1.4	59	05/02→09/05				03.0520-6319.3	696319	AP Ø 203 x 38 + RZ / + Zub TopKit
1.4 TDCi	50	10/03→12/10	➔	→ 08/08		03.0137-0394.2	650394	Ø 203 x 38 + HEB
1.6 TDCi	66	04/07→09/09				03.0520-6319.3	696319	AP Ø 203 x 38 + RZ / + Zub TopKit
 Seilzug, Feststellbremse								
1.3	44 - 51	05/02→08/08		Trommelbremse; ⬇	1	24.3727-0653.2	580653	L= 1.305 L2= 1.445
1.4	59	05/02→09/05		Trommelbremse; ⬆	1	24.3727-0658.2	580658	L= 306
1.4 TDCi	50	10/03→12/10		→ 08/08; Trommelbremse; ⬇	1	24.3727-0653.2	580653	L= 1.305 L2= 1.445
1.6 TDCi	66	04/07→09/09		→ 08/08; Trommelbremse; ⬆	1	24.3727-0658.2	580658	L= 306
FORD - FIESTA VI (CB1, CCN) 06/08→								
 Radbremszylinder								
1.0	48 - 59	10/12→04/17	➔		2	24.3219-1760.3	020529	ALU
1.0 EcoBoost	74	01/13→						
1.0 Sport	103	05/14→04/17						
1.4	71	10/08→09/12						
1.4 TDCi	50 - 51	01/09→09/12						
1.5 TDCi	70	05/15→04/17						
1.6	62 - 90	10/10→						
1.6 TDCi	70	02/10→12/15						
1.6 Ti	99	12/10→						
1.0 EcoBoost	92	09/12→	➔	10/12→	2	24.3219-1760.3	020529	ALU
1.5 TDCi	55	09/12→04/17						
1.6 Ti	77	09/12→						
1.25	44 - 60	06/08→04/17	➔	09/08→	2	24.3219-1760.3	020529	ALU
1.6 TDCi	55 - 66	06/08→12/12						
1.6 Ti	88	06/08→09/12						
1.4 LPG	68 - 71	01/09→04/17	➔	06/09→	2	24.3219-1760.3	020529	ALU
Zubehörsatz, Bremsbacken								
1.0	48 - 59	10/12→04/17	➔			03.0137-9304.2	669304	
1.0 EcoBoost	74	01/13→						
1.0 Sport	103	05/14→04/17						
1.4	71	10/08→09/12						
1.4 TDCi	50 - 51	01/09→09/12						
1.5 TDCi	70	05/15→04/17						
1.6	62 - 90	10/10→						
1.6 TDCi	70	02/10→12/15						
1.6 Ti	99	12/10→						
➔								













	kw			 	! #		
FORD - FIESTA VI (CB1, CCN) 06/08→							
Zubehörsatz, Bremsbacken							
1.0 EcoBoost 1.5 TDCi 1.6 Ti	92 55 77	09/12→ 09/12→04/17 09/12→	➔	10/12→		03.0137-9304.2 669304	
1.25 1.6 TDCi 1.6 Ti	44 - 60 55 - 66 88	06/08→04/17 06/08→12/12 06/08→09/12	➔	09/08→		03.0137-9304.2 669304	
1.4 LPG	68 - 71	01/09→04/17	➔	06/09→		03.0137-9304.2 669304	
 Bremstrommel							
1.0 1.0 EcoBoost 1.0 Sport 1.4 1.4 TDCi 1.5 TDCi 1.6 1.6 TDCi 1.6 Ti	48 - 59 74 103 71 50 - 51 70 62 - 90 70 99	10/12→04/17 01/13→ 05/14→04/17 10/08→09/12 01/09→09/12 05/15→04/17 10/10→ 02/10→12/15 12/10→	➔			24.0220-0009.1 480317	Ø 244 x 40,3 / 201,5
1.0 EcoBoost 1.5 TDCi 1.6 Ti	92 55 77	09/12→ 09/12→04/17 09/12→	➔	10/12→		24.0220-0009.1 480317	Ø 244 x 40,3 / 201,5
1.25 1.6 TDCi 1.6 Ti	44 - 60 55 - 66 88	06/08→04/17 06/08→12/12 06/08→09/12	➔	09/08→		24.0220-0009.1 480317	Ø 244 x 40,3 / 201,5
1.4 LPG	68 - 71	01/09→04/17	➔	06/09→		24.0220-0009.1 480317	Ø 244 x 40,3 / 201,5
 Bremsbackensatz							
1.0 1.0 EcoBoost 1.0 Sport 1.4 1.4 TDCi 1.5 TDCi 1.6 1.6 TDCi 1.6 Ti	48 - 59 74 103 71 50 - 51 70 62 - 90 70 99	10/12→04/17 01/13→ 05/14→04/17 10/08→09/12 01/09→09/12 05/15→04/17 10/10→ 02/10→12/15 12/10→	➔			03.0137-0497.2 650497 03.0520-7619.3 697619	Ø 200 x 32 + HEB Ø 200 x 32 + RZ / + Zub TopKit
1.0 EcoBoost 1.5 TDCi 1.6 Ti	92 55 77	09/12→ 09/12→04/17 09/12→	➔	10/12→		03.0137-0497.2 650497 03.0520-7619.3 697619	Ø 200 x 32 + HEB Ø 200 x 32 + RZ / + Zub TopKit
1.25 1.6 TDCi 1.6 Ti	44 - 60 55 - 66 88	06/08→04/17 06/08→12/12 06/08→09/12	➔	09/08→		03.0137-0497.2 650497 03.0520-7619.3 697619	Ø 200 x 32 + HEB Ø 200 x 32 + RZ / + Zub TopKit
1.4 LPG	68 - 71	01/09→04/17	➔	06/09→		03.0137-0497.2 650497 03.0520-7619.3 697619	Ø 200 x 32 + HEB Ø 200 x 32 + RZ / + Zub TopKit
 Seilzug, Feststellbremse							
1.0 1.0 EcoBoost	48 - 59 74	10/12→04/17 01/13→		06/13→; ☒ → 05/13; ☒	1 1	24.3727-0679.2 580679 24.3727-0679.2 580679	L= 408 L= 408
1.0 EcoBoost 1.5 TDCi 1.6 Ti	92 55 77	09/12→ 09/12→04/17 09/12→		10/12→ 05/13; ☒ 06/13→; ☒	1 1	24.3727-0679.2 580679 24.3727-0679.2 580679	L= 408 L= 408
1.0 Sport 1.5 TDCi 1.6	103 70 62	05/14→04/17 05/15→04/17 03/15→		☒	1	24.3727-0679.2 580679	L= 408
FORD - FIESTA VI Van 08/08→							
 Radbremszylinder							
1.0 1.0 EcoBoost 1.25 1.4 →	48 - 59 74 - 103 44 - 60 71	10/12→ 01/13→ 08/08→ 10/08→12/12	➔			24.3219-1760.3 020529	ALU















	kW			 	! #		
FORD - FIESTA VI Van 08/08→							
 Radbremszylinder							
1.4 TDCi	50 - 51	01/09→	➔			24.3219-1760.3 020529	ALU
1.5 TDCi	55 - 70	10/12→					
1.6 TDCi	66 - 70	01/09→					
1.6 Ti-VCT	88	10/08→12/12					
1.0 EcoBoost	92	09/12→	➔	10/12→		24.3219-1760.3 020529	ALU
Zubehörsatz, Bremsbacken							
1.0	48 - 59	10/12→	➔			03.0137-9304.2 669304	
1.0 EcoBoost	74 - 103	01/13→					
1.25	44 - 60	08/08→					
1.4	71	10/08→12/12					
1.4 TDCi	50 - 51	01/09→					
1.5 TDCi	55 - 70	10/12→					
1.6 TDCi	66 - 70	01/09→					
1.6 Ti-VCT	88	10/08→12/12					
1.0 EcoBoost	92	09/12→	➔	10/12→		03.0137-9304.2 669304	
 Bremstrommel							
1.0	48 - 59	10/12→	➔			24.0220-0009.1 480317	Ø 244 x 40,3 / 201,5
1.0 EcoBoost	74 - 103	01/13→					
1.25	44 - 60	08/08→					
1.4	71	10/08→12/12					
1.4 TDCi	50 - 51	01/09→					
1.5 TDCi	55 - 70	10/12→					
1.6 TDCi	66 - 70	01/09→					
1.6 Ti-VCT	88	10/08→12/12					
1.0 EcoBoost	92	09/12→	➔	10/12→		24.0220-0009.1 480317	Ø 244 x 40,3 / 201,5
 Bremsbackensatz							
1.0	48 - 59	10/12→	➔			03.0137-0497.2 650497	Ø 200 x 32 + HEB
1.0 EcoBoost	74 - 103	01/13→				03.0520-7619.3 697619	Ø 200 x 32 + RZ / + Zub TopKit
1.25	44 - 60	08/08→					
1.4	71	10/08→12/12					
1.4 TDCi	50 - 51	01/09→					
1.5 TDCi	55 - 70	10/12→					
1.6 TDCi	66 - 70	01/09→					
1.6 Ti-VCT	88	10/08→12/12					
1.0 EcoBoost	92	09/12→	➔	10/12→		03.0137-0497.2 650497 03.0520-7619.3 697619	Ø 200 x 32 + HEB Ø 200 x 32 + RZ / + Zub TopKit
 Seilzug, Feststellbremse							
1.0	48 - 59	10/12→		06/13→; ☒	1	24.3727-0679.2 580679	L= 408
1.0 EcoBoost	74 - 103	01/13→		→ 05/13; ☒	1	24.3727-0679.2 580679	L= 408
1.5 TDCi	55	10/12→					
1.0 EcoBoost	92	09/12→		10/12→ 05/13; ☒	1	24.3727-0679.2 580679	L= 408
				06/13→; ☒	1	24.3727-0679.2 580679	L= 408
1.0 EcoBoost	103	05/14→		☒	1	24.3727-0679.2 580679	L= 408
1.5 TDCi	70	05/15→					
FORD - FIESTA VII (HJ, HF) 05/17→							
 Radbremszylinder							
1.0 EcoBoost	63 - 103	05/17→	➔		2	24.3220-1758.3 020606	ALU
1.0 EcoBoost Active	74 - 103	04/18→					

	kW			 	! #		
FORD - FIESTA VII (HJ, HF) 05/17→							
 Radbremszylinder							
1.0 EcoBoost mHEV	92	11/19→	→		2	24.3220-1758.3 020606	ALU
1.0 EcoBoost mHEV Active	114	01/21→					
1.1 Ti-VCT	52	05/17→					
1.5 TDCi	63	05/17→					
1.5 TDCi Active	88	05/17→					
Zubehörsatz, Bremsbacken							
1.0 EcoBoost	63	05/17→	→			03.0137-9317.2 669317	
1.0 EcoBoost Active	103						
1.0 EcoBoost mHEV	74	04/18→					
1.0 EcoBoost mHEV Active	103						
1.1 Ti-VCT	92	11/19→					
1.5 TDCi	114	01/21→					
1.5 TDCi Active	114	05/17→					
Bremsbackensatz							
1.0 EcoBoost	52	05/17→	→			03.0137-0541.2 650541	Ø 203 x 38 + HEB
1.0 EcoBoost Active	63	04/18→					
1.0 EcoBoost mHEV	103	04/18→					
1.0 EcoBoost mHEV Active	92	11/19→					
1.1 Ti-VCT	114	01/21→					
1.5 TDCi	114	05/17→					
1.5 TDCi Active	63	05/17→					
FORD - FIESTA VII Van 09/18→							
 Radbremszylinder							
1.0 EcoBoost	70	04/19→	→		2	24.3220-1758.3 020606	ALU
1.1 Ti-VCT	103	04/19→					
1.5 TDCi	52	04/19→					
1.0 EcoBoost	63	04/19→					
1.5 TDCi	63	09/18→	→			24.3220-1758.3 020606	ALU
Zubehörsatz, Bremsbacken							
1.0 EcoBoost	70	09/18→	→			03.0137-9317.2 669317	
1.1 Ti-VCT	103						
1.5 TDCi	52	04/19→					
Bremsbackensatz							
1.0 EcoBoost	63	09/18→	→			03.0137-0541.2 650541	Ø 203 x 38 + HEB
1.1 Ti-VCT	103	04/19→					
1.5 TDCi	63	09/18→					
FORD - FIESTA Kasten/Großraumlimousine (J5_, J3_) 02/96→							
 Radbremszylinder							
1.3	44	02/96→08/03	→	→ 03/02		24.3222-1117.3 020272	GG
1.8 D	44	02/96→04/02					
1.8 DI	55	09/00→08/03					
1.4 i	66	04/96→10/99	→			24.3219-1107.3 020338	TRW GG
Zubehörsatz, Bremsbacken							
1.3	44	02/96→08/03	→	→ 03/02		03.0137-9177.2 669177	

	kw					! #		
FORD - FIESTA Kasten/Großraumlimousine (J5_, J3_) 02/96→								
Zubehörsatz, Bremsbacken								
1.8 D 1.8 DI	44 55	02/96→04/02 09/00→08/03	➡	→ 03/02			03.0137-9177.2 669177	
1.4 i	66	04/96→10/99	➡				03.0137-9217.2 669217	TRW
 Bremstrommel								
1.3 1.8 D	44 44	02/96→08/03 02/96→04/02	➡	→ 03/02			24.0220-3008.2 480075	Ø 240 x 45 / 204
1.4 i	66	04/96→10/99	➡	+ ABS			24.0218-0024.2 480079	Ø 216 x 44 / 181,3 - RLG / - ABS Ring / mit Radbe- festigungsbolzen
							24.0218-0724.2 480206	Ø 216 x 44 / 181,3 + RLG / - ABS Ring / mit Radbe- festigungsbolzen
1.8 DI	55	09/00→08/03	➡	→ 03/02; - ABS			24.0218-0024.2 480079	Ø 216 x 44 / 181,3 - RLG / - ABS Ring / mit Radbe- festigungsbolzen
							24.0218-0724.2 480206	Ø 216 x 44 / 181,3 + RLG / - ABS Ring / mit Radbe- festigungsbolzen
							24.0220-3009.2 480080	Ø 239 x 48,5 / 204,3 - RLG / - ABS Ring / mit Radbe- festigungsbolzen
			➡	→ 03/02; + ABS			24.0220-3709.2 480220	Ø 239 x 48,5 / 204,3 + RLG / - ABS Ring / mit Radbe- festigungsbolzen
 Bremsbackensatz								
1.3 1.8 D 1.8 DI	44 44 55	02/96→08/03 02/96→04/02 09/00→08/03	➡	→ 03/02			03.0137-0338.2 650338	Ø 203 x 38
1.4 i	66	04/96→10/99	➡				03.0520-6422.3 696422	TRW Ø 203 x 38 + RZ / + Zub TopKit
							03.0137-0337.2 650337	TRW Ø 180 x 32 + HEB
							03.0520-5519.3 695519	TRW Ø 180 x 32 + RZ / + Zub TopKit
							03.0525-0034.3 EQ0034	TRW Ø 180 x 32 - RZ / + Zub Easy Quick
 Seilzug, Feststellbremse								
1.3 1.8 D 1.8 DI	44 44 55	02/96→08/03 02/96→04/02 09/00→08/03		→ 03/02; Trommelbremse; ⬇	1	24.3727-0634.2 580634	L= 1.875 L2= 1.930	
1.4 i	66	04/96→10/99		Trommelbremse; ⬇	1	24.3727-0660.2 580660	L= 1.575 L2= 1.627	
				Trommelbremse; ⬆	1	24.3727-1800.2 581800	L= 312	
FORD - FIESTA Kasten/Großraumlimousine (JV_) 05/98→08/03								
 Radbremszylinder								
D 1.8 TD 1.8	44 55	05/98→04/02 03/00→08/03	➡	→ 03/02			24.3222-1117.3 020272	GG
Zubehörsatz, Bremsbacken								
D 1.8 TD 1.8	44 55	05/98→04/02 03/00→08/03	➡	→ 03/02			03.0137-9177.2 669177	
 Bremstrommel								
D 1.8 TD 1.8	44 55	05/98→04/02 03/00→08/03	➡	→ 03/02			24.0220-3008.2 480075	Ø 240 x 45 / 204
 Bremsbackensatz								
D 1.8 TD 1.8	44 55	05/98→04/02 03/00→08/03	➡	→ 03/02			03.0137-0338.2 650338	Ø 203 x 38
							03.0520-6422.3 696422	TRW Ø 203 x 38 + RZ / + Zub TopKit
 Seilzug, Feststellbremse								
D 1.8 TD 1.8	44 55	05/98→04/02 03/00→08/03		→ 03/02; Trommelbremse; ⬇	1	24.3727-0634.2 580634	L= 1.875 L2= 1.930	
FORD - FIESTA Stufenheck 04/10→								
 Radbremszylinder								
1.4 1.6 1.6 Ti →	70 62 - 81 77 - 88	10/10→ 09/10→ 04/10→	➡		2	24.3219-1760.3 020529	ALU	

	kw					! #		
FORD - FIESTA Stufenheck 04/10→								
Zubehörsatz, Bremsbacken								
1.4 1.6 1.6 Ti	70 62 - 81 77 - 88	10/10→ 09/10→ 04/10→	→				03.0137-9304.2 669304	
 Bremstrommel								
1.4 1.6 1.6 Ti	70 62 - 81 77 - 88	10/10→ 09/10→ 04/10→	→				24.0220-0009.1 480317	Ø 244 x 40,3 / 201,5
 Bremsbackensatz								
1.4 1.6 1.6 Ti	70 62 - 81 77 - 88	10/10→ 09/10→ 04/10→	→				03.0137-0497.2 650497 03.0520-7619.3 697619	Ø 200 x 32 + HEB Ø 200 x 32 + RZ / + Zub TopKit
 Seilzug, Feststellbremse								
1.6 1.6 Ti	62 77 - 88	03/15→ 04/10→				1	24.3727-0679.2 580679	L= 408
FORD - FIESTA Stufenheck 09/00→12/14								
 Radbremszylinder								
1.0 1.4 TDCi 1.6	70 50 73	09/04→12/06 05/02→11/11 05/02→11/13	→			2	24.3219-1735.3 020464	ALU
Zubehörsatz, Bremsbacken								
1.0 1.4 TDCi 1.6	70 50 73	09/04→12/06 05/02→11/11 05/02→11/13	→				03.0137-9259.2 669259	
 Bremstrommel								
1.0 1.4 TDCi 1.6	70 50 73	09/04→12/06 05/02→11/11 05/02→11/13	→				24.0220-3026.2 480175 24.0220-3726.2 480216	Ø 243 x 44,5 / 204,3 - RLG / - ABS Ring Ø 243 x 44,5 / 204,3 + RLG / - ABS Ring
 Bremsbackensatz								
1.0 1.4 TDCi 1.6	70 50 73	09/04→12/06 05/02→11/11 05/02→11/13	→				03.0137-0394.2 650394 03.0520-6319.3 696319	Ø 203 x 38 + HEB AP Ø 203 x 38 + RZ / + Zub TopKit
 Seilzug, Feststellbremse								
1.0 1.4 TDCi 1.6	70 50 73	09/04→12/06 05/02→11/11 05/02→11/13		Trommelbremse; 		1	24.3727-0653.2 580653	L= 1.305 L2= 1.445
				Trommelbremse; 		1	24.3727-0658.2 580658	L= 306
FORD - FOCUS I (DAW, DBW) 09/98→11/09								
 Radbremszylinder								
1.4 16V 1.6 1.8 16V BiFuel	55 76 85	10/98→09/99 07/03→06/07 09/02→07/04	→			2	24.3220-1112.3 020223	GG
1.4 16V 1.6 16V 1.6 16V Flexifuel 1.8 16V	55 74 75 85	10/98→11/04 10/98→11/04 01/02→11/04 10/98→11/04	→	→ 09/04		2	24.3220-1112.3 020223	GG
1.8 DI / TDDi 1.8 Turbo DI / TDDi	55 66	08/99→11/04 10/98→11/04	→	→ 09/04; nur paarweise austauschen		2	24.3219-1107.3 020338	TRW GG
Zubehörsatz, Bremsbacken								
1.4 16V 1.6 1.8 16V BiFuel	55 76 85	10/98→09/99 07/03→06/07 09/02→07/04	→				03.0137-9235.2 669235	
1.4 16V 1.6 16V 1.6 16V Flexifuel 1.8 16V 1.8 DI / TDDi 1.8 Turbo DI / TDDi →	55 74 75 85 55 66	10/98→11/04 10/98→11/04 01/02→11/04 10/98→11/04 08/99→11/04 10/98→11/04	→	→ 09/04			03.0137-9235.2 669235	



























	kw					! #		
FORD - FOCUS I (DAW, DBW) 09/98→11/09								
 Bremstrommel								
1.4 16V 1.6 1.8 16V BiFuel	55 76 85	10/98→09/99 07/03→06/07 09/02→07/04	➔				24.0220-3020.2 480131 24.0220-3720.2 480210	Ø 239 x 44,5 / 204,3 - RLG / - ABS Ring / mit Radbefestigungsbolzen Ø 239 x 44,5 / 204,3 + RLG / - ABS Ring / mit Radbefestigungsbolzen
1.4 16V 1.6 16V 1.6 16V Flexifuel 1.8 16V 1.8 DI / TDDi 1.8 Turbo DI / TDDi	55 74 75 85 55 66	10/98→11/04 10/98→11/04 01/02→11/04 10/98→11/04 08/99→11/04 10/98→11/04	➔	→ 09/04			24.0220-3020.2 480131 24.0220-3720.2 480210	Ø 239 x 44,5 / 204,3 - RLG / - ABS Ring / mit Radbefestigungsbolzen Ø 239 x 44,5 / 204,3 + RLG / - ABS Ring / mit Radbefestigungsbolzen
 Bremsbackensatz								
1.4 16V 1.6 1.8 16V BiFuel	55 76 85	10/98→09/99 07/03→06/07 09/02→07/04	➔				03.0137-0356.2 650356 03.0520-6620.3 696620	Ø 203 x 38 + HEB TRW Ø 203 x 38 + RZ / + Zub TopKit
1.4 16V 1.6 16V 1.6 16V Flexifuel 1.8 16V 1.8 DI / TDDi 1.8 Turbo DI / TDDi	55 74 75 85 55 66	10/98→11/04 10/98→11/04 01/02→11/04 10/98→11/04 08/99→11/04 10/98→11/04	➔	→ 09/04			03.0137-0356.2 650356 03.0520-6620.3 696620 03.0137-0356.2 650356 03.0520-5919.3 695919	Ø 203 x 38 + HEB TRW Ø 203 x 38 + RZ / + Zub TopKit Ø 203 x 38 + HEB Ø 203 x 38 + RZ / + Zub TopKit
 Seilzug, Feststellbremse								
1.4 16V	55	10/98→09/99					1 24.3727-0649.2 580649	L= 1.483 L2= 1.483
							1 24.3727-0650.2 580650	L= 326
							1 24.3727-0656.2 580656	L= 1.770 L2= 1.770
							2 24.3727-0663.2 580663	L= 175
1.4 16V 1.6 16V 1.8 16V 1.8 DI / TDDi 1.8 TDCi 1.8 Turbo DI / TDDi 2.0 16V	55 74 85 55 85 66 96	10/98→11/04 10/98→11/04 10/98→11/04 08/99→11/04 03/01→11/04 10/98→11/04 10/98→11/04		→ 08/01; Trommelbremse; ⬇ → 08/01; Scheiben/Trommel; ⬆ 09/01→ 09/04; Trommelbremse; ⬇ 09/01→ 09/04; Scheiben/Trommel; ⬆ → 08/01; Scheibenbremse; ⬇ → 08/01; Scheiben/Trommel; ⬇ 09/01→ 09/04; Scheiben/Trommel; ⬇			1 24.3727-0649.2 580649 1 24.3727-0650.2 580650 1 24.3727-0651.2 580651 1 24.3727-0654.2 580654 1 24.3727-0655.2 580655 1 24.3727-0656.2 580656 2 24.3727-0663.2 580663 2 24.3727-0663.2 580663	L= 1.483 L2= 1.483 L= 326 L= 1.483 L2= 1.483 L= 330 L= 1.770 L2= 1.770 L= 1.770 L2= 1.770 L= 175 L= 175
1.6 1.8 16V BiFuel	76 85	07/03→06/07 09/02→07/04					1 24.3727-0651.2 580651 1 24.3727-0654.2 580654 1 24.3727-0655.2 580655 2 24.3727-0663.2 580663	L= 1.483 L2= 1.483 L= 330 L= 1.770 L2= 1.770 L= 175
1.6 16V Flexifuel 1.8 TDCi RS ST170	75 74 158 127	01/02→11/04 08/02→11/04 10/02→11/04 03/02→11/04		→ 09/04; Trommelbremse; ⬇ → 09/04; Scheiben/Trommel; ⬆ → 09/04; Scheibenbremse; ⬇ → 09/04; Scheiben/Trommel; ⬇			1 24.3727-0651.2 580651 1 24.3727-0654.2 580654 1 24.3727-0655.2 580655 2 24.3727-0663.2 580663	L= 1.483 L2= 1.483 L= 330 L= 1.770 L2= 1.770 L= 175
FORD - FOCUS I Kasten/Kombi (DNW) 08/98→03/05								
 Radbremszylinder								
1.4 1.8	55 85	04/99→03/05 04/99→03/05	➔	→ 09/04			24.3222-1117.3 020272	GG
1.6	74	04/99→03/05	➔	Automatikgetriebe			2 24.3220-1112.3 020223	GG
			➔	→ 09/04			24.3222-1117.3 020272	GG
1.8 TDDi	55 - 66	08/98→03/05	➔	→ 09/04			24.3220-1112.3 020223	GG
Zubehörsatz, Bremsbacken								
1.4 1.6 1.8 1.8 TDDi	55 74 85 55 - 66	04/99→03/05 04/99→03/05 04/99→03/05 08/98→03/05	➔	→ 09/04			03.0137-9235.2 669235	
 Bremstrommel								
1.4 1.6 1.8 1.8 TDDi	55 74 85 55 - 66	04/99→03/05 04/99→03/05 04/99→03/05 08/98→03/05	➔	→ 09/04			24.0220-3020.2 480131	Ø 239 x 44,5 / 204,3 - RLG / - ABS Ring / mit Radbefestigungsbolzen












	kw					! #		
FORD - FOCUS I Kasten/Kombi (DNW) 08/98→03/05								
 Bremstrommel								
1.4 1.6 1.8 1.8 TDDi	55 74 85 55 - 66	04/99→03/05 04/99→03/05 04/99→03/05 08/98→03/05	➔	→ 09/04			24.0220-3720.2 480210	Ø 239 x 44,5 / 204,3 + RLG / - ABS Ring / mit Radbe- festigungsbolzen
 Bremsbackensatz								
1.4 1.8	55 85	04/99→03/05 04/99→03/05	➔	→ 09/04			03.0137-0356.2 650356	Ø 203 x 38 + HEB
							03.0520-6222.3 696222	Ø 203 x 38 + RZ / + Zub TopKit
1.6	74	04/99→03/05	➔	→ 09/04			03.0137-0356.2 650356	Ø 203 x 38 + HEB
							03.0520-6222.3 696222	Ø 203 x 38 + RZ / + Zub TopKit
			➔	Automatikgetriebe			03.0520-6620.3 696620	TRW Ø 203 x 38 + RZ / + Zub TopKit
1.8 TDDi	55 - 66	08/98→03/05	➔	→ 09/04			03.0137-0356.2 650356	Ø 203 x 38 + HEB
							03.0520-6620.3 696620	TRW Ø 203 x 38 + RZ / + Zub TopKit
 Seilzug, Feststellbremse								
1.4 1.6 1.8 1.8 TDCi 1.8 TDDi	55 74 85 85 55 - 66	04/99→03/05 04/99→03/05 04/99→03/05 08/01→03/05 08/98→03/05		→ 08/01; Trommelbremse; ⚡	1	24.3727-0649.2 580649	L= 1.483 L2= 1.483	
				→ 08/01; Scheiben/Trommel; ⚡	1	24.3727-0650.2 580650	L= 326	
				09/01→ 09/04; Trommelbremse; ⚡	1	24.3727-0651.2 580651	L= 1.483 L2= 1.483	
				09/01→ 09/04; Scheiben/Trommel; ⚡	1	24.3727-0654.2 580654	L= 330	
				09/01→ 09/04; Scheibenbremse; ⚡	1	24.3727-0655.2 580655	L= 1.770 L2= 1.770	
				→ 08/01; Scheibenbremse; ⚡	1	24.3727-0656.2 580656	L= 1.770 L2= 1.770	
				→ 08/01; Scheiben/Trommel; ⚡	2	24.3727-0663.2 580663	L= 175	
				09/01→ 09/04; Scheiben/Trommel; ⚡	2	24.3727-0663.2 580663	L= 175	
1.8 TDCi	74	08/02→03/05		→ 09/04; Trommelbremse; ⚡	1	24.3727-0651.2 580651	L= 1.483 L2= 1.483	
				→ 09/04; Scheiben/Trommel; ⚡	1	24.3727-0654.2 580654	L= 330	
				→ 09/04; Scheibenbremse; ⚡	1	24.3727-0655.2 580655	L= 1.770 L2= 1.770	
				→ 09/04; Scheiben/Trommel; ⚡	2	24.3727-0663.2 580663	L= 175	
FORD - FOCUS I Stufenheck (DFW) 02/99→11/09								
 Radbremszylinder								
1.4 16V 1.6 16V 1.8 16V	55 74 85	02/99→11/04 02/99→11/04 02/99→11/04	➔	→ 09/04	2	24.3220-1112.3 020223	GG	
1.8 Turbo DI / TDDi	55 - 66	02/99→03/05	➔	→ 09/04; nur paarweise austauschen	2	24.3219-1107.3 020338	TRW GG	
Zubehörsatz, Bremsbacken								
1.4 16V 1.6 16V 1.8 16V 1.8 Turbo DI / TDDi	55 74 85 55 - 66	02/99→11/04 02/99→11/04 02/99→11/04 02/99→03/05	➔	→ 09/04		03.0137-9235.2 669235		
 Bremstrommel								
1.4 16V 1.6 16V 1.8 16V 1.8 Turbo DI / TDDi	55 74 85 55 - 66	02/99→11/04 02/99→11/04 02/99→11/04 02/99→03/05	➔	→ 09/04		24.0220-3020.2 480131	Ø 239 x 44,5 / 204,3 - RLG / - ABS Ring / mit Radbe- festigungsbolzen	
						24.0220-3720.2 480210	Ø 239 x 44,5 / 204,3 + RLG / - ABS Ring / mit Radbe- festigungsbolzen	
 Bremsbackensatz								
1.4 16V 1.6 16V 1.8 16V	55 74 85	02/99→11/04 02/99→11/04 02/99→11/04	➔	→ 09/04		03.0137-0356.2 650356	Ø 203 x 38 + HEB	
						03.0520-6620.3 696620	TRW Ø 203 x 38 + RZ / + Zub TopKit	
1.8 Turbo DI / TDDi	55 - 66	02/99→03/05	➔	→ 09/04		03.0137-0356.2 650356	Ø 203 x 38 + HEB	
						03.0520-5919.3 695919	Ø 203 x 38 + RZ / + Zub TopKit	
 Seilzug, Feststellbremse								
1.4 16V 1.6 16V 1.8 16V 1.8 TDCi 1.8 Turbo DI / TDDi	55 74 85 85 55 - 66	02/99→11/04 02/99→11/04 02/99→11/04 03/01→11/04 02/99→03/05		→ 08/01; Trommelbremse; ⚡	1	24.3727-0649.2 580649	L= 1.483 L2= 1.483	
				→ 08/01; Scheiben/Trommel; ⚡	1	24.3727-0650.2 580650	L= 326	
				09/01→ 09/04; Trommelbremse; ⚡	1	24.3727-0651.2 580651	L= 1.483 L2= 1.483	
				09/01→ 09/04; Scheiben/Trommel; ⚡	1	24.3727-0654.2 580654	L= 330	
2.0 16V	96	02/99→11/04		09/01→ 09/04; Scheibenbremse; ⚡	1	24.3727-0655.2 580655	L= 1.770 L2= 1.770	
				→ 08/01; Scheibenbremse; ⚡	1	24.3727-0656.2 580656	L= 1.770 L2= 1.770	











		kw					! #		
FORD - FOCUS I Stufenheck (DFW) 02/99→11/09									
Seilzug, Feststellbremse									
1.4 16V	55	02/99→11/04				→ 08/01; Scheiben/Trommel; ⬇	2	24.3727-0663.2 580663	L= 175
1.6 16V	74	02/99→11/04				09/01→ 09/04; Scheiben/Trommel; ⬇	2	24.3727-0663.2 580663	L= 175
1.8 16V	85	02/99→11/04							
1.8 TDCi	85	03/01→11/04							
1.8 Turbo DI / TDDi	55 - 66	02/99→03/05							
2.0 16V	96	02/99→11/04							
1.8 TDCi	74	08/02→11/04				→ 09/04; Trommelbremse; ⬇	1	24.3727-0651.2 580651	L= 1.483 L2= 1.483
						→ 09/04; Scheiben/Trommel; ⬆	1	24.3727-0654.2 580654	L= 330
						→ 09/04; Scheibenbremse; ⬇	1	24.3727-0655.2 580655	L= 1.770 L2= 1.770
						→ 09/04; Scheiben/Trommel; ⬇	2	24.3727-0663.2 580663	L= 175
FORD - FOCUS I Turnier (DNW) 02/99→12/07									
Radbremszylinder									
1.4 16V	55	02/99→11/04	➔			→ 09/04	2	24.3222-1117.3 020272	GG
1.6 16V Flexifuel	75	01/02→11/04							
1.8 16V	85	02/99→11/04							
1.6 16V	74	02/99→11/04	➔			Automatikgetriebe	2	24.3220-1112.3 020223	GG
			➔			→ 09/04	2	24.3222-1117.3 020272	GG
1.8 BiFuel	82	02/03→01/05	➔				2	24.3222-1117.3 020272	GG
1.8 DI / TDDi	55	08/99→11/04	➔			→ 09/04	2	24.3220-1112.3 020223	GG
1.8 Turbo DI / TDDi	66	02/99→11/04							
Zubehörsatz, Bremsbacken									
1.4 16V	55	02/99→11/04	➔			→ 09/04		03.0137-9235.2 669235	
1.6 16V	74	02/99→11/04							
1.6 16V Flexifuel	75	01/02→11/04							
1.8 16V	85	02/99→11/04							
1.8 DI / TDDi	55	08/99→11/04							
1.8 Turbo DI / TDDi	66	02/99→11/04							
1.8 BiFuel	82	02/03→01/05	➔					03.0137-9235.2 669235	
Bremstrommel									
1.4 16V	55	02/99→11/04	➔			→ 09/04		24.0220-3020.2 480131	∅ 239 x 44,5 / 204,3 - RLG / - ABS Ring / mit Radbe- festigungsbolzen
1.6 16V	74	02/99→11/04						24.0220-3720.2 480210	∅ 239 x 44,5 / 204,3 + RLG / - ABS Ring / mit Radbe- festigungsbolzen
1.6 16V Flexifuel	75	01/02→11/04							
1.8 16V	85	02/99→11/04							
1.8 DI / TDDi	55	08/99→11/04							
1.8 Turbo DI / TDDi	66	02/99→11/04							
1.8 BiFuel	82	02/03→01/05	➔					24.0220-3020.2 480131	∅ 239 x 44,5 / 204,3 - RLG / - ABS Ring / mit Radbe- festigungsbolzen
							24.0220-3720.2 480210	∅ 239 x 44,5 / 204,3 + RLG / - ABS Ring / mit Radbe- festigungsbolzen	
Bremsbackensatz									
1.4 16V	55	02/99→11/04	➔			→ 09/04		03.0137-0356.2 650356	∅ 203 x 38 + HEB
1.6 16V Flexifuel	75	01/02→11/04						03.0520-6222.3 696222	∅ 203 x 38 + RZ / + Zub TopKit
1.8 16V	85	02/99→11/04							
1.6 16V	74	02/99→11/04	➔			→ 09/04		03.0137-0356.2 650356	∅ 203 x 38 + HEB
			➔			Automatikgetriebe	03.0520-6222.3 696222	∅ 203 x 38 + RZ / + Zub TopKit	
1.8 BiFuel	82	02/03→01/05	➔					03.0137-0356.2 650356	∅ 203 x 38 + HEB
								03.0520-6222.3 696222	∅ 203 x 38 + RZ / + Zub TopKit
1.8 DI / TDDi	55	08/99→11/04	➔			→ 09/04		03.0137-0356.2 650356	∅ 203 x 38 + HEB
1.8 Turbo DI / TDDi	66	02/99→11/04						03.0520-6620.3 696620	TRW ∅ 203 x 38 + RZ / + Zub TopKit
Seilzug, Feststellbremse									
1.4 16V	55	02/99→11/04				→ 08/01; Trommelbremse; ⬇	1	24.3727-0649.2 580649	L= 1.483 L2= 1.483
1.6 16V	74	02/99→11/04						24.3727-0650.2 580650	L= 326
1.8 16V	85	02/99→11/04				→ 08/01; Scheiben/Trommel; ⬆			
1.8 DI / TDDi	55	08/99→11/04				09/01→ 09/04; Trommelbremse; ⬇	1	24.3727-0651.2 580651	L= 1.483 L2= 1.483
1.8 TDCi	85	03/01→11/04						24.3727-0654.2 580654	L= 330
1.8 Turbo DI / TDDi	66	02/99→11/04				09/01→ 09/04; Scheiben/Trommel; ⬆			
2.0 16V	96	02/99→11/04				09/01→ 09/04; Scheibenbremse; ⬇	1	24.3727-0655.2 580655	L= 1.770 L2= 1.770
						→ 08/01; Scheibenbremse; ⬇	1	24.3727-0656.2 580656	L= 1.770 L2= 1.770
						→ 08/01; Scheiben/Trommel; ⬇	2	24.3727-0663.2 580663	L= 175
						09/01→ 09/04; Scheiben/Trommel; ⬇	2	24.3727-0663.2 580663	L= 175
→									










	kw				! #		
FORD - FOCUS I Turnier (DNW) 02/99→12/07							
Seilzug, Feststellbremse							
1.6 16V Flexifuel	75	01/02→11/04		→ 09/04; Trommelbremse; ↓	1	24.3727-0651.2 580651	L= 1.483 L2= 1.483
1.8 TDCi	74	08/02→11/04		→ 09/04; Scheiben/Trommel; ↑	1	24.3727-0654.2 580654	L= 330
ST170	127	08/02→11/04		→ 09/04; Scheibenbremse; ↓	1	24.3727-0655.2 580655	L= 1.770 L2= 1.770
				→ 09/04; Scheiben/Trommel; ↓	2	24.3727-0663.2 580663	L= 175
1.8 BiFuel	82	02/03→01/05		Trommelbremse; ↓	1	24.3727-0651.2 580651	L= 1.483 L2= 1.483
				Scheiben/Trommel; ↑	1	24.3727-0654.2 580654	L= 330
				Scheibenbremse; ↓	1	24.3727-0655.2 580655	L= 1.770 L2= 1.770
				Scheiben/Trommel; ↓	2	24.3727-0663.2 580663	L= 175
FORD - FOCUS II (DA_, HCP, DP) 07/04→09/13							
Radbremszylinder							
1.4	59	07/04→09/12	➡	10/04→ 02/11	2	24.3220-1721.3 020467	ALU
Zubehörsatz, Bremsbacken							
1.4	59	07/04→09/12	➡	10/04→ 02/11		03.0137-9279.2 669279	
Bremstrommel							
1.4	59	07/04→09/12	➡	10/04→ 02/11		24.0222-8035.1 480188	Ø 271 x 50,4 / 230,3
Bremssackensatz							
1.4	59	07/04→09/12	➡	10/04→ 02/11		03.0137-0467.2 650467 03.0520-8120.3 698120	Ø 228 x 42 + HEB AP Ø 228 x 42 + RZ / + Zub TopKit
Seilzug, Feststellbremse							
1.4	59	07/04→09/12		10/04→ 02/11; - eFSB; Scheibenbremse; ↓	1	24.3727-0659.2 580659	L= 1.816 L2= 1.860
				10/04→ 02/11; Trommelbremse; ↓	1	24.3727-0664.2 580664	L= 1.440 L2= 1.490
				10/04→ 02/11; - eFSB; Scheibenbremse; ↑	1	24.3727-0678.2 580678	L= 341
1.6	74	07/04→09/12		10/04→ 02/11; - eFSB; Scheibenbremse; ↓	1	24.3727-0659.2 580659	L= 1.816 L2= 1.860
1.6 TDCi	74 - 80	07/04→09/12					
1.6 Ti	85	07/04→09/12		10/04→ 02/11; - eFSB; Scheibenbremse; ↑	1	24.3727-0678.2 580678	L= 341
2.0	107	07/04→09/12					
2.0 TDCi	100	07/04→09/12					
1.6	81	01/10→09/12		- eFSB; Scheibenbremse; ↓	1	24.3727-0659.2 580659	L= 1.816 L2= 1.860
2.0	104	06/05→09/08		- eFSB; Scheibenbremse; ↑	1	24.3727-0678.2 580678	L= 341
2.0 Flex	107	10/08→03/10					
1.6 LPG	85	10/09→07/11		→ 02/11; - eFSB; Scheibenbremse; ↓	1	24.3727-0659.2 580659	L= 1.816 L2= 1.860
1.6 TDCi	66	01/05→09/12		→ 02/11; - eFSB; Scheibenbremse; ↑	1	24.3727-0678.2 580678	L= 341
1.8	92	03/06→09/12					
1.8 Flexifuel	92	01/06→09/12					
1.8 TDCi	85	01/05→09/12					
2.0 CNG	107	04/09→07/11					
2.0 LPG	107	06/08→07/11					
2.0 TDCi	81	02/08→07/11					
2.5 ST	166	10/05→09/12					
2.0 TDCi	98	07/04→01/08		10/04→; - eFSB; Scheibenbremse; ↓	1	24.3727-0659.2 580659	L= 1.816 L2= 1.860
				10/04→; - eFSB; Scheibenbremse; ↑	1	24.3727-0678.2 580678	L= 341
2.5 RS	224	01/09→07/11		→ 02/11; Scheibenbremse; ↓	1	24.3727-0672.2 580672	L= 1.848 L2= 1.933
2.5 RS 500	257	05/10→07/11					
FORD - FOCUS II Cabriolet 10/06→09/10							
Seilzug, Feststellbremse							
1.6	74	10/06→09/10		- eFSB; Scheibenbremse; ↓	1	24.3727-0659.2 580659	L= 1.816 L2= 1.860
2.0	107	10/06→09/10		- eFSB; Scheibenbremse; ↑	1	24.3727-0678.2 580678	L= 341
2.0 TDCi	100	10/06→09/10					
FORD - FOCUS II Kasten/Kombi 07/04→07/11							
Radbremszylinder							
1.4	59	09/05→07/11	➡			24.3220-1721.3 020467	ALU
Zubehörsatz, Bremsbacken							
1.4	59	09/05→07/11	➡	→ 02/11		03.0137-9279.2 669279	
Bremstrommel							
1.4	59	09/05→07/11	➡			24.0222-8035.1 480188	Ø 271 x 50,4 / 230,3
→							















	kw					! #		
FORD - FOCUS II Kasten/Kombi 07/04→07/11								
Bremsbackensatz								
1.4	59	09/05→07/11	➔				03.0137-0467.2 650467 03.0520-8120.3 698120	Ø 228 x 42 + HEB AP Ø 228 x 42 + RZ / + Zub TopKit
Seilzug, Feststellbremse								
1.4	59	09/05→07/11		- eFSB; Scheibenbremse; ⬇	1	24.3727-0659.2 580659	L= 1.816 L2= 1.860	
				Trommelbremse; ⬇	1	24.3727-0664.2 580664	L= 1.440 L2= 1.490	
				- eFSB; Scheibenbremse; ⬆	1	24.3727-0678.2 580678	L= 341	
1.6	74	09/05→07/11		- eFSB; Scheibenbremse; ⬇	1	24.3727-0659.2 580659	L= 1.816 L2= 1.860	
1.8 Flexifuel	92	06/09→07/11		- eFSB; Scheibenbremse; ⬆	1	24.3727-0678.2 580678	L= 341	
1.6 TDCi	66 - 80	07/04→07/11		→ 02/11; - eFSB; Scheibenbremse; ⬇	1	24.3727-0659.2 580659	L= 1.816 L2= 1.860	
1.6 Ti-VCT	85	09/05→07/11		→ 02/11; - eFSB; Scheibenbremse; ⬆	1	24.3727-0678.2 580678	L= 341	
2.0 TDCi	81 - 100	09/05→07/11						
FORD - FOCUS II Stufenheck (DB_, FCH, DH) 04/05→								
Radbremszylinder								
1.4	59	04/05→09/12	➔	→ 02/11	2	24.3220-1721.3 020467	ALU	
Zubehörsatz, Bremsbacken								
1.4	59	04/05→09/12	➔	→ 02/11		03.0137-9279.2 669279		
Bremstrommel								
1.4	59	04/05→09/12	➔	→ 02/11		24.0222-8035.1 480188	Ø 271 x 50,4 / 230,3	
Bremsbackensatz								
1.4	59	04/05→09/12	➔	→ 02/11		03.0137-0467.2 650467 03.0520-8120.3 698120	Ø 228 x 42 + HEB AP Ø 228 x 42 + RZ / + Zub TopKit	
Seilzug, Feststellbremse								
1.4	59	04/05→09/12		→ 02/11; - eFSB; Scheibenbremse; ⬇	1	24.3727-0659.2 580659	L= 1.816 L2= 1.860	
				→ 02/11; Trommelbremse; ⬇	1	24.3727-0664.2 580664	L= 1.440 L2= 1.490	
				→ 02/11; - eFSB; Scheibenbremse; ⬆	1	24.3727-0678.2 580678	L= 341	
1.6	74	04/05→09/12		→ 02/11; - eFSB; Scheibenbremse; ⬇	1	24.3727-0659.2 580659	L= 1.816 L2= 1.860	
1.6 TDCi	66 - 80	04/05→09/12		→ 02/11; - eFSB; Scheibenbremse; ⬆	1	24.3727-0678.2 580678	L= 341	
1.6 Ti	85	04/05→09/12						
1.8	92	03/06→09/12						
1.8 Flexifuel	92	06/06→07/11						
1.8 TDCi	85	04/05→09/12						
2.0	107	04/05→07/11						
2.0 TDCi	81 - 100	04/05→09/12						
1.6	81	03/10→		- eFSB; Scheibenbremse; ⬇	1	24.3727-0659.2 580659	L= 1.816 L2= 1.860	
1.6 Flex	85	01/10→09/13		- eFSB; Scheibenbremse; ⬆	1	24.3727-0678.2 580678	L= 341	
1.8 Flexifuel	96	12/05→01/08		01/06→; - eFSB; Scheibenbremse; ⬇	1	24.3727-0659.2 580659	L= 1.816 L2= 1.860	
				01/06→; - eFSB; Scheibenbremse; ⬆	1	24.3727-0678.2 580678	L= 341	
FORD - FOCUS II Turnier (DA_, FFS, DS) 07/04→09/12								
Radbremszylinder								
1.4	59	07/04→09/12	➔	10/04→ 02/11	2	24.3220-1721.3 020467	ALU	
Zubehörsatz, Bremsbacken								
1.4	59	07/04→09/12	➔	10/04→ 02/11		03.0137-9279.2 669279		
Bremstrommel								
1.4	59	07/04→09/12	➔	10/04→ 02/11		24.0222-8035.1 480188	Ø 271 x 50,4 / 230,3	
Bremsbackensatz								
1.4	59	07/04→09/12	➔	10/04→ 02/11		03.0137-0467.2 650467 03.0520-8120.3 698120	Ø 228 x 42 + HEB AP Ø 228 x 42 + RZ / + Zub TopKit	
→								














	kW					! #		
FORD - FOCUS II Turnier (DA, FFS, DS) 07/04→09/12								
 Seilzug, Feststellbremse								
1.4	59	07/04→09/12		10/04→02/11; - eFSB; Scheibenbremse; 	1	24.3727-0659.2	580659	L= 1.816 L2= 1.860
				10/04→02/11; Trommelbremse; 	1	24.3727-0664.2	580664	L= 1.440 L2= 1.490
				10/04→02/11; - eFSB; Scheibenbremse; 	1	24.3727-0678.2	580678	L= 341
1.6 1.6 TDCi	74 74 - 80	07/04→07/11 07/04→09/12		10/04→02/11; - eFSB; Scheibenbremse; 	1	24.3727-0659.2	580659	L= 1.816 L2= 1.860
1.6 Ti 2.0 2.0 TDCi	85 107 100	07/04→09/12 07/04→09/12 07/04→09/12		10/04→02/11; - eFSB; Scheibenbremse; 	1	24.3727-0678.2	580678	L= 341
1.6 LPG 1.6 TDCi	85 81	10/09→09/12 12/07→09/12		→ 02/11; - eFSB; Scheibenbremse; 	1	24.3727-0659.2	580659	L= 1.816 L2= 1.860
1.8 1.8 Flexifuel 2.0 LPG 2.0 TDCi	92 92 107 81	03/06→09/12 01/06→09/12 06/08→07/11 02/08→07/11		→ 02/11; - eFSB; Scheibenbremse; 	1	24.3727-0678.2	580678	L= 341
1.6 TDCi 1.8 TDCi	66 85	07/04→09/12 07/04→09/12		01/05→02/11; - eFSB; Scheibenbremse; 	1	24.3727-0659.2	580659	L= 1.816 L2= 1.860
				01/05→02/11; - eFSB; Scheibenbremse; 	1	24.3727-0678.2	580678	L= 341
2.0 TDCi	98	07/04→01/08		10/04→; - eFSB; Scheibenbremse; 	1	24.3727-0659.2	580659	L= 1.816 L2= 1.860
				10/04→; - eFSB; Scheibenbremse; 	1	24.3727-0678.2	580678	L= 341
FORD - FOCUS III 07/10→								
 Radbremszylinder								
1.0 EcoBoost 1.5 EcoBoost 1.5 TDCi 1.5 TDCi ECONetic 1.6 Flexifuel 1.6 LPG 1.6 TDCi ECONetic 1.6 Ti 2.0 2.0 TDCi 2.0 TDCi ST 2.0 Ti-GDi	74 - 92 110 - 134 70 - 88 77 110 86 - 88 77 63 - 88 110 - 119 110 136 125	02/12→12/17 09/14→12/17 09/14→12/17 09/14→12/17 07/13→ 02/12→ 05/12→ 08/11→12/17 09/11→12/17 11/14→12/17 11/14→12/17 08/11→			2	24.3220-1750.3	020595	ALU
1.0 EcoBoost	103	10/17→06/19		Trommelbremse	2	24.3220-1750.3	020595	ALU
1.6 EcoBoost 1.6 Flexifuel 1.6 TDCi 1.6 Ti 2.0 TDCi	110 - 134 88 70 - 85 77 - 92 85 - 120	07/10→06/14 07/10→ 07/10→12/17 07/10→05/18 07/10→06/14		03/11→	2	24.3220-1750.3	020595	ALU
Electric	107	07/13→12/17				24.3220-1750.3	020595	ALU
Zubehörsatz, Bremsbacken								
1.0 EcoBoost 1.5 EcoBoost 1.5 TDCi 1.5 TDCi ECONetic 1.6 Flexifuel 1.6 LPG 1.6 TDCi ECONetic 1.6 Ti 2.0 2.0 TDCi 2.0 TDCi ST 2.0 Ti-GDi Electric	74 - 92 110 - 134 70 - 88 77 110 86 - 88 77 63 - 88 110 - 119 110 136 125 107	02/12→12/17 09/14→12/17 09/14→12/17 09/14→12/17 07/13→ 02/12→ 05/12→ 08/11→12/17 09/11→12/17 11/14→12/17 11/14→12/17 08/11→ 07/13→12/17				03.0137-9313.2	669313	
1.0 EcoBoost	103	10/17→06/19		Trommelbremse		03.0137-9313.2	669313	
→								






















	kW			 	! #		
FORD - FOCUS III 07/10→							
Zubehörsatz, Bremsbacken							
1.6 EcoBoost	110 - 134	07/10→06/14	➔	03/11→		03.0137-9313.2 669313	
1.6 Flexifuel	88	07/10→					
1.6 TDCi	70 - 85	07/10→12/17					
1.6 Ti	77 - 92	07/10→05/18					
2.0 TDCi	85 - 120	07/10→06/14					
 Bremsbackensatz							
1.0 EcoBoost	74 - 92	02/12→12/17	➔			03.0137-0512.2 650512	Ø 228 x 42 + HEB
1.5 EcoBoost	110 - 134	09/14→12/17				03.0521-0420.3 690107	Ø 228 x 42 + RZ / + Zub TopKit
1.5 TDCi	70 - 88	09/14→12/17					
1.5 TDCi ECONetic	77	09/14→12/17					
1.6 Flexifuel	110	07/13→					
1.6 LPG	86 - 88	02/12→					
1.6 TDCi ECONetic	77	05/12→					
1.6 Ti	63 - 88	08/11→12/17					
2.0	110 - 119	09/11→12/17					
2.0 TDCi	110	11/14→12/17					
2.0 TDCi ST	136	11/14→12/17					
2.0 Ti-GDi	125	08/11→					
Electric	107	07/13→12/17					
1.0 EcoBoost	103	10/17→06/19	➔	Trommelbremse		03.0137-0512.2 650512	Ø 228 x 42 + HEB
			➔			03.0521-0420.3 690107	Ø 228 x 42 + RZ / + Zub TopKit
1.6 EcoBoost	110 - 134	07/10→06/14	➔	03/11→		03.0137-0512.2 650512	Ø 228 x 42 + HEB
1.6 Flexifuel	88	07/10→				03.0521-0420.3 690107	Ø 228 x 42 + RZ / + Zub TopKit
1.6 TDCi	70 - 85	07/10→12/17					
1.6 Ti	77 - 92	07/10→05/18					
2.0 TDCi	85 - 120	07/10→06/14					
FORD - FOCUS III Kasten/Kombi 02/12→							
 Radbremszylinder							
1.0 EcoBoost	74 - 92	02/12→	➔			24.3220-1750.3 020595	ALU
1.5 EcoBoost	110 - 134	09/14→					
1.5 TDCi	70 - 88	09/14→					
1.5 TDCi ECONetic	77	09/14→					
2.0 TDCi	110	11/14→					
Zubehörsatz, Bremsbacken							
1.0 EcoBoost	74 - 92	02/12→	➔			03.0137-9313.2 669313	
1.5 EcoBoost	110 - 134	09/14→					
1.5 TDCi	70 - 88	09/14→					
1.5 TDCi ECONetic	77	09/14→					
2.0 TDCi	110	11/14→					
 Bremsbackensatz							
1.0 EcoBoost	74 - 92	02/12→	➔			03.0137-0512.2 650512	Ø 228 x 42 + HEB
1.5 EcoBoost	110 - 134	09/14→				03.0521-0420.3 690107	Ø 228 x 42 + RZ / + Zub TopKit
1.5 TDCi	70 - 88	09/14→					
1.5 TDCi ECONetic	77	09/14→					
2.0 TDCi	110	11/14→					
FORD - FOCUS III Kasten/Schrägheck 01/11→							
 Radbremszylinder							
1.0 EcoBoost	74 - 92	02/12→	➔			24.3220-1750.3 020595	ALU
1.5 EcoBoost	110 - 134	09/14→					
➔							













	kW			 	! #		
FORD - FOCUS III Kasten/Schrägheck 01/11→							
 Radbremszylinder							
1.5 TDCi	70 - 88	09/14→	➔			24.3220-1750.3 020595	ALU
1.5 TDCi ECONetic	77	09/14→					
1.6 EcoBoost	110 - 134	11/11→06/14					
1.6 TDCi	85	02/12→					
2.0 TDCi	110	11/14→					
1.6 TDCi	70	01/11→	➔	03/11→		24.3220-1750.3 020595	ALU
1.6 Ti	77	01/11→					
2.0 TDCi	85 - 120	01/11→06/14					
Zubehörsatz, Bremsbacken							
1.0 EcoBoost	74 - 92	02/12→	➔			03.0137-9313.2 669313	
1.5 EcoBoost	110 - 134	09/14→					
1.5 TDCi	70 - 88	09/14→					
1.5 TDCi ECONetic	77	09/14→					
1.6 EcoBoost	110 - 134	11/11→06/14					
1.6 TDCi	85	02/12→					
2.0 TDCi	110	11/14→					
1.6 TDCi	70	01/11→	➔	03/11→		03.0137-9313.2 669313	
1.6 Ti	77	01/11→					
2.0 TDCi	85 - 120	01/11→06/14					
 Bremsbackensatz							
1.0 EcoBoost	74 - 92	02/12→	➔			03.0137-0512.2 650512	Ø 228 x 42 + HEB
1.5 EcoBoost	110 - 134	09/14→				03.0521-0420.3 690107	Ø 228 x 42 + RZ / + Zub TopKit
1.5 TDCi	70 - 88	09/14→					
1.5 TDCi ECONetic	77	09/14→					
1.6 EcoBoost	110 - 134	11/11→06/14					
1.6 TDCi	85	02/12→					
2.0 TDCi	110	11/14→					
1.6 TDCi	70	01/11→	➔	03/11→		03.0137-0512.2 650512	Ø 228 x 42 + HEB
1.6 Ti	77	01/11→				03.0521-0420.3 690107	Ø 228 x 42 + RZ / + Zub TopKit
2.0 TDCi	85 - 120	01/11→06/14					
FORD - FOCUS III Stufenheck 07/10→							
 Radbremszylinder							
1.0 EcoBoost	74 - 92	02/12→	➔		2	24.3220-1750.3 020595	ALU
1.5 EcoBoost	110 - 134	11/14→					
1.5 TDCi	70 - 88	11/14→					
1.5 TDCi ECONetic	77	11/14→					
1.6 Flexifuel	110	07/13→					
1.6 TDCi	77	05/12→					
1.6 Ti	63	08/11→					
2.0	110	10/13→					
2.0 GDi	125	08/11→					
2.0 TDCi	110	11/14→					
1.0 EcoBoost	103	10/17→	➔	Trommelbremse	2	24.3220-1750.3 020595	ALU
1.6 EcoBoost	110 - 134	07/10→	➔	03/11→	2	24.3220-1750.3 020595	ALU
1.6 Flexifuel	88	07/10→					
1.6 TDCi	70 - 85	07/10→					
1.6 Ti	77 - 92	07/10→					
2.0 TDCi	85 - 120	07/10→					
Zubehörsatz, Bremsbacken							
1.0 EcoBoost	74 - 92	02/12→	➔			03.0137-9313.2 669313	
1.5 EcoBoost	110 - 134	11/14→					
1.5 TDCi	70 - 88	11/14→					
1.5 TDCi ECONetic	77	11/14→					














	kW			 	! #			
FORD - FOCUS III Stufenheck 07/10→								
Zubehörsatz, Bremsbacken								
1.6 Flexifuel	110	07/13→	➔			03.0137-9313.2	669313	
1.6 TDCi	77	05/12→						
1.6 Ti	63	08/11→						
2.0	110	10/13→						
2.0 GDi	125	08/11→						
2.0 TDCi	110	11/14→						
1.0 EcoBoost	103	10/17→	➔	Trommelbremse		03.0137-9313.2	669313	
1.6 EcoBoost	110 - 134	07/10→	➔	03/11→		03.0137-9313.2	669313	
1.6 Flexifuel	88	07/10→						
1.6 TDCi	70 - 85	07/10→						
1.6 Ti	77 - 92	07/10→						
2.0 TDCi	85 - 120	07/10→						
 Bremsbackensatz								
1.0 EcoBoost	74 - 92	02/12→	➔			03.0137-0512.2	650512	Ø 228 x 42 + HEB
1.5 EcoBoost	110 - 134	11/14→				03.0521-0420.3	690107	Ø 228 x 42 + RZ / + Zub TopKit
1.5 TDCi	70 - 88	11/14→						
1.5 TDCi ECONetic	77	11/14→						
1.6 Flexifuel	110	07/13→						
1.6 TDCi	77	05/12→						
1.6 Ti	63	08/11→						
2.0	110	10/13→						
2.0 GDi	125	08/11→						
2.0 TDCi	110	11/14→						
1.0 EcoBoost	103	10/17→	➔	Trommelbremse		03.0137-0512.2	650512	Ø 228 x 42 + HEB
			➔			03.0521-0420.3	690107	Ø 228 x 42 + RZ / + Zub TopKit
1.6 EcoBoost	110 - 134	07/10→	➔	03/11→		03.0137-0512.2	650512	Ø 228 x 42 + HEB
1.6 Flexifuel	88	07/10→				03.0521-0420.3	690107	Ø 228 x 42 + RZ / + Zub TopKit
1.6 TDCi	70 - 85	07/10→						
1.6 Ti	77 - 92	07/10→						
2.0 TDCi	85 - 120	07/10→						
FORD - FOCUS III Turnier 07/10→								
 Radbremszylinder								
1.0 EcoBoost	74 - 92	02/12→	➔		2	24.3220-1750.3	020595	ALU
1.5 EcoBoost	110 - 134	09/14→						
1.5 TDCi	70 - 88	09/14→						
1.5 TDCi ECONetic	77	09/14→						
1.6 Flexifuel	110	07/13→						
1.6 LPG	86 - 88	02/12→						
1.6 TDCi ECONetic	77	05/12→						
1.6 Ti	63 - 88	08/11→						
2.0	110	10/13→						
2.0 TDCi	110	11/14→						
2.0 TDCi ST	136	11/14→						
1.0 EcoBoost	103	10/17→	➔	Trommelbremse	2	24.3220-1750.3	020595	ALU
1.6 EcoBoost	110 - 134	07/10→	➔	03/11→	2	24.3220-1750.3	020595	ALU
1.6 Flexifuel	88	07/10→						
1.6 TDCi	70 - 85	07/10→						
1.6 Ti	77 - 92	07/10→						
2.0 TDCi	85 - 120	07/10→						
2.0 Ti-GDi	125	07/10→	➔	08/11→	2	24.3220-1750.3	020595	ALU
Zubehörsatz, Bremsbacken								
1.0 EcoBoost	74 - 92	02/12→	➔			03.0137-9313.2	669313	
1.5 EcoBoost	110 - 134	09/14→						
➔								


















	kW			 	! #		
FORD - FOCUS III Turnier 07/10→							
Zubehörsatz, Bremsbacken							
1.5 TDCi	70 - 88	09/14→	➔			03.0137-9313.2 669313	
1.5 TDCi ECONetic	77	09/14→					
1.6 Flexifuel	110	07/13→					
1.6 LPG	86 - 88	02/12→					
1.6 TDCi ECONetic	77	05/12→					
1.6 Ti	63 - 88	08/11→					
2.0	110	10/13→					
2.0 TDCi	110	11/14→					
2.0 TDCi ST	136	11/14→					
1.0 EcoBoost	103	10/17→	➔	Trommelbremse		03.0137-9313.2 669313	
1.6 EcoBoost	110 - 134	07/10→	➔	03/11→		03.0137-9313.2 669313	
1.6 Flexifuel	88	07/10→					
1.6 TDCi	70 - 85	07/10→					
1.6 Ti	77 - 92	07/10→					
2.0 TDCi	85 - 120	07/10→					
2.0 Ti-GDi	125	07/10→	➔	08/11→		03.0137-9313.2 669313	
 Bremsbackensatz							
1.0 EcoBoost	74 - 92	02/12→	➔			03.0137-0512.2 650512	Ø 228 x 42 + HEB
1.5 EcoBoost	110 - 134	09/14→				03.0521-0420.3 690107	Ø 228 x 42 + RZ / + Zub TopKit
1.5 TDCi	70 - 88	09/14→					
1.5 TDCi ECONetic	77	09/14→					
1.6 Flexifuel	110	07/13→					
1.6 LPG	86 - 88	02/12→					
1.6 TDCi ECONetic	77	05/12→					
1.6 Ti	63 - 88	08/11→					
2.0	110	10/13→					
2.0 TDCi	110	11/14→					
2.0 TDCi ST	136	11/14→					
1.0 EcoBoost	103	10/17→	➔	Trommelbremse		03.0137-0512.2 650512	Ø 228 x 42 + HEB
			➔			03.0521-0420.3 690107	Ø 228 x 42 + RZ / + Zub TopKit
1.6 EcoBoost	110 - 134	07/10→	➔	03/11→		03.0137-0512.2 650512	Ø 228 x 42 + HEB
1.6 Flexifuel	88	07/10→				03.0521-0420.3 690107	Ø 228 x 42 + RZ / + Zub TopKit
1.6 TDCi	70 - 85	07/10→					
1.6 Ti	77 - 92	07/10→					
2.0 TDCi	85 - 120	07/10→					
2.0 Ti-GDi	125	07/10→	➔	08/11→		03.0137-0512.2 650512	Ø 228 x 42 + HEB
						03.0521-0420.3 690107	Ø 228 x 42 + RZ / + Zub TopKit
FORD - FOCUS C-MAX (DM2) 10/03→03/07							
 Seilzug, Feststellbremse							
1.6	74	10/03→03/07		- eFSB; Scheibenbremse; 	1	24.3727-0659.2 580659	L= 1.816 L2= 1.860
1.6 TDCi	66 - 80	10/03→03/07		- eFSB; Scheibenbremse; 	1	24.3727-0678.2 580678	L= 341
1.6 Ti	85	08/04→03/07					
1.8	88 - 92	10/03→03/07					
1.8 Flexifuel	92	01/06→03/07					
1.8 TDCi	85	01/05→03/07					
2.0 TDCi	98 - 100	10/03→03/07					
2.0	107	03/04→03/07		04/04→; - eFSB; Scheibenbremse; 	1	24.3727-0659.2 580659	L= 1.816 L2= 1.860
				04/04→; - eFSB; Scheibenbremse; 	1	24.3727-0678.2 580678	L= 341
FORD - FUSION (JU_) 08/02→12/12							
 Radbremszylinder							
1.25	55	08/04→12/12	➔	→ 09/12	2	24.3219-1735.3 020464	ALU
1.4	59	08/02→12/12					
1.4 LPG	59	01/10→12/12					
1.4 TDCi	50	08/02→12/12					
1.6 TDCi	66	11/04→12/12					
➔							
























	kw					! #		
FORD - FUSION (JU_) 08/02→12/12								
 Radbremszylinder								
1.3 1.6	44 74	11/02→07/05 08/02→11/09	➔			2	24.3219-1735.3 020464	ALU
Zubehörsatz, Bremsbacken								
1.25 1.4 1.4 LPG 1.4 TDCi 1.6 TDCi	55 59 59 50 66	08/04→12/12 08/02→12/12 01/10→12/12 08/02→12/12 11/04→12/12	➔	→ 09/12			03.0137-9259.2 669259	
1.3 1.6	44 74	11/02→07/05 08/02→11/09	➔				03.0137-9259.2 669259	
 Bremstrommel								
1.25 1.4 1.4 LPG 1.4 TDCi 1.6 TDCi	55 59 59 50 66	08/04→12/12 08/02→12/12 01/10→12/12 08/02→12/12 11/04→12/12	➔	→ 09/12			24.0220-3026.2 480175 24.0220-3726.2 480216	Ø 243 x 44,5 / 204,3 - RLG / - ABS Ring Ø 243 x 44,5 / 204,3 + RLG / - ABS Ring
1.3 1.6	44 74	11/02→07/05 08/02→11/09	➔				24.0220-3026.2 480175 24.0220-3726.2 480216	Ø 243 x 44,5 / 204,3 - RLG / - ABS Ring Ø 243 x 44,5 / 204,3 + RLG / - ABS Ring
 Bremsbackensatz								
1.25 1.4 1.4 LPG 1.4 TDCi 1.6 TDCi	55 59 59 50 66	08/04→12/12 08/02→12/12 01/10→12/12 08/02→12/12 11/04→12/12	➔	→ 09/12			03.0137-0394.2 650394 03.0520-6319.3 696319	Ø 203 x 38 + HEB AP Ø 203 x 38 + RZ / + Zub TopKit
1.3 1.6	44 74	11/02→07/05 08/02→11/09	➔				03.0137-0394.2 650394 03.0520-6319.3 696319	Ø 203 x 38 + HEB AP Ø 203 x 38 + RZ / + Zub TopKit
 Seilzug, Feststellbremse								
1.25 1.4 1.4 LPG 1.4 TDCi 1.6 TDCi	55 59 59 50 66	08/04→12/12 08/02→12/12 01/10→12/12 08/02→12/12 11/04→12/12		→ 09/12; Trommelbremse; ⬇️ → 09/12; Trommelbremse; ⬆️		1 1	24.3727-0653.2 580653 24.3727-0658.2 580658	L= 1.305 L2= 1.445 L= 306
1.3	44	11/02→07/05		Trommelbremse; ⬇️ Trommelbremse; ⬆️		1 1	24.3727-0653.2 580653 24.3727-0658.2 580658	L= 1.305 L2= 1.445 L= 306
1.6	74	08/02→11/09		Trommelbremse; ⬇️ Trommelbremse; ⬆️ für Fahrzeuge mit Trommelbremse an der Hinterachse; ⬇️		1 1 2	24.3727-0653.2 580653 24.3727-0658.2 580658 24.3727-0663.2 580663	L= 1.305 L2= 1.445 L= 306 L= 175
FORD - GALAXY I (WGR) 03/95→05/06								
 Seilzug, Feststellbremse								
1.9 TDI 1.9 TDI 1.9 TDI 2.0 i 2.3 16V 2.8 V6 1.9 TDI 2.8 i V6 2.8 i V6 4x4	66 81 85 - 96 85 103 - 107 150 110 128 128	03/95→05/06 08/97→04/00 04/00→05/06 11/95→05/06 01/97→05/06 04/00→05/06 05/05→05/06 11/95→04/00 04/96→04/00		01/96→ 04/06; Scheibenbremse; ⬇️ 10/97→ 03/00; Scheibenbremse; ⬇️ → 04/06; Scheibenbremse; ⬇️ Scheibenbremse; ⬇️ → 03/00; Scheibenbremse; ⬇️		2 2 2 2 2 2	24.3727-0163.2 580163 24.3727-0163.2 580163 24.3727-0163.2 580163 24.3727-0163.2 580163 24.3727-0163.2 580163 24.3727-0163.2 580163	L= 1.293 L= 1.293 L= 1.293 L= 1.293 L= 1.293 L= 1.293
FORD - GALAXY II (WA6) 05/06→06/15								
 Seilzug, Feststellbremse								
1.6 EcoBoost 1.6 TDCi 2.0 EcoBoost 2.0 TDCi 2.2 TDCi 2.3 1.8 TDCi	118 146 - 149 85 - 120 147 118 74 - 92	11/10→06/15 02/11→06/15 03/10→06/15 11/07→06/15 11/10→06/15 09/07→06/15 05/06→06/15		02/11→; - eFSB; Scheibenbremse; ⬇️ 02/11→; - eFSB; Scheibenbremse; ⬇️ - eFSB; Scheibenbremse; ⬇️ - eFSB; Scheibenbremse; ⬇️ 02/07→; - eFSB; Scheibenbremse; ⬇️ 02/07→; - eFSB; Scheibenbremse; ⬇️		2 2 2 2 2 2	24.3727-0676.2 580676 24.3727-0677.2 580677 24.3727-0676.2 580676 24.3727-0677.2 580677 24.3727-0676.2 580676 24.3727-0677.2 580677	L= 2.078 L= 2.071 L= 2.078 L= 2.071 L= 2.078 L= 2.071























	kW					! #		
FORD - GALAXY II (WA6) 05/06→06/15								
 Seilzug, Feststellbremse								
2.0	107	05/06→06/15		02/07→; - eFSB; Scheibenbremse; <input type="checkbox"/>		24.3727-0676.2	580676	L= 2.078
2.0 Flexifuel	107	05/06→06/15		02/07→; - eFSB; Scheibenbremse; <input type="checkbox"/>		24.3727-0677.2	580677	L= 2.071
2.0 TDCi	96 - 103	05/06→06/15						
2.2 TDCi	129	03/08→12/12		04/08→; - eFSB; Scheibenbremse; <input type="checkbox"/>		24.3727-0676.2	580676	L= 2.078
				04/08→; - eFSB; Scheibenbremse; <input type="checkbox"/>		24.3727-0677.2	580677	L= 2.071
FORD - GALAXY MK I VAN (WGR) 03/95→05/06								
 Seilzug, Feststellbremse								
2.3	103	11/02→03/06		Scheibenbremse; <input checked="" type="checkbox"/>	2	24.3727-0163.2	580163	L= 1.293
FORD - GALAXY MK II VAN (WA6) 05/06→06/15								
 Seilzug, Feststellbremse								
2.0 TDCi	107	05/06→06/15		02/07→; - eFSB; Scheibenbremse; <input type="checkbox"/>		24.3727-0676.2	580676	L= 2.078
	96 - 103	05/06→06/15		02/07→; - eFSB; Scheibenbremse; <input type="checkbox"/>		24.3727-0677.2	580677	L= 2.071
2.0 EcoBoost	149	03/10→06/15		- eFSB; Scheibenbremse; <input type="checkbox"/>		24.3727-0676.2	580676	L= 2.078
EcoBoost	118	02/11→06/15						
TDCi	85 - 147	03/10→06/15		- eFSB; Scheibenbremse; <input type="checkbox"/>		24.3727-0677.2	580677	L= 2.071
TDCi	85	01/07→06/15		02/11→; - eFSB; Scheibenbremse; <input type="checkbox"/>		24.3727-0676.2	580676	L= 2.078
				02/11→; - eFSB; Scheibenbremse; <input type="checkbox"/>		24.3727-0677.2	580677	L= 2.071
FORD - GRAND C-MAX (DXA/CB7, DXA/CEU) 12/10→06/19								
 Seilzug, Feststellbremse								
1.0 EcoBoost	74 - 92	10/12→06/19		<input checked="" type="checkbox"/>	1	24.3727-0678.2	580678	L= 341
1.5 EcoBoost	110 - 134	03/15→06/19						
1.5 TDCi	70 - 88	03/15→06/19						
1.6 EcoBoost	110 - 134	12/10→06/19						
1.6 TDCi	70 - 85	12/10→06/19						
1.6 Ti	63 - 92	12/10→06/19						
2.0 TDCi	85 - 125	12/10→06/19						
FORD - GRAND C-MAX Van 12/10→06/19								
 Seilzug, Feststellbremse								
1.0 EcoBoost	74 - 92	10/12→06/19		<input checked="" type="checkbox"/>	1	24.3727-0678.2	580678	L= 341
1.5 EcoBoost	110	03/15→06/19						
1.5 TDCi	88	03/15→06/19						
1.6 EcoBoost	110 - 134	12/10→06/19						
1.6 TDCi	70 - 85	12/10→06/19						
1.6 Ti	92	12/10→12/14						
2.0 TDCi	103 - 125	12/10→06/19						
2.0 TDCi	85	02/11→06/19						
FORD - KA 01/08→								
 Radbremszylinder								
1.0	46 - 48	10/08→		→ 05/10	2	24.3220-1108.3	020219	BDX GG
				06/10→	2	24.3220-1738.3	020545	ALU
						24.3220-1757.3	020605	ALU
Zubehörsatz, Bremsbacken								
1.0	46 - 48	10/08→		06/10→		03.0137-9247.2	669247	AP
				→ 05/10		03.0137-9303.2	669303	BOS
 Bremstrommel								
1.0	46 - 48	10/08→				24.0218-0011.1	480006	Ø 214 x 40 / 181,4
 Bremsbackensatz								
1.0	46 - 48	10/08→		→ 05/10		03.0137-0462.2	650462	BOS Ø 180 x 32 + HEB
→								



























	kw					! #		
FORD - KA 01/08→								
 Bremsbackensatz								
1.0	46 - 48	10/08→	→	→ 05/10			03.0520-8220.3 698220	BOS Ø 180 x 32 + RZ / + Zub TopKit
			→	06/10→			03.0137-0506.2 650506	Ø 180 x 32 + HEB
							03.0521-0520.3 690112	Ø 180 x 32 + RZ / + Zub TopKit
 Seilzug, Feststellbremse								
1.0	46 - 48	10/08→		Trommelbremse; <input type="checkbox"/>			24.3727-0670.2 580670	L= 1.402
				Trommelbremse; <input type="checkbox"/>			24.3727-0671.2 580671	L= 1.450
FORD - KA (RB_) 09/96→11/08								
 Radbremszylinder								
1.0 i	38	07/97→09/99	→			2	24.3219-1107.3 020338	TRW GG
1.0 i	48	09/99→11/08	→	→ 01/00		2	24.3219-1107.3 020338	TRW GG
1.3 i	36	06/98→11/08	→	02/00→		2	24.3219-1735.3 020464	ALU
1.3 i	37 - 44	09/96→11/08	→	11/96→ 01/00		2	24.3219-1107.3 020338	TRW GG
			→	02/00→		2	24.3219-1735.3 020464	ALU
1.3 i	51	08/02→11/08	→			2	24.3219-1735.3 020464	ALU
1.6 i	71	11/05→09/08	→					
1.6 i	70	02/01→11/08	→	08/03→		2	24.3219-1735.3 020464	ALU
Zubehörsatz, Bremsbacken								
1.0 i	38	07/97→09/99	→				03.0137-9217.2 669217	TRW
1.0 i	48	09/99→11/08	→	02/00→			03.0137-9179.2 669179	AP
1.3 i	36	06/98→11/08	→	→ 01/00			03.0137-9217.2 669217	TRW
1.3 i	37 - 44	09/96→11/08	→	02/00→			03.0137-9179.2 669179	AP
			→	11/96→ 01/00			03.0137-9217.2 669217	TRW
1.3 i	51	08/02→11/08	→				03.0137-9179.2 669179	AP
1.6 i	70	02/01→11/08	→	08/03→			03.0137-9259.2 669259	
1.6 i	71	11/05→09/08	→				03.0137-9259.2 669259	
 Bremstrommel								
1.0 i	38 - 48	07/97→11/08	→				24.0218-0024.2 480079	Ø 216 x 44 / 181,3 - RLG / - ABS Ring / mit Radbefestigungsbolzen
1.3 i	36 - 51	06/98→11/08					24.0218-0724.2 480206	Ø 216 x 44 / 181,3 + RLG / - ABS Ring / mit Radbefestigungsbolzen
1.3 i	37 - 44	09/96→11/08	→	11/96→			24.0218-0024.2 480079	Ø 216 x 44 / 181,3 - RLG / - ABS Ring / mit Radbefestigungsbolzen
							24.0218-0724.2 480206	Ø 216 x 44 / 181,3 + RLG / - ABS Ring / mit Radbefestigungsbolzen
1.6 i	70	02/01→11/08	→	08/03→			24.0220-3009.2 480080	Ø 239 x 48,5 / 204,3 - RLG / - ABS Ring / mit Radbefestigungsbolzen
							24.0220-3709.2 480220	Ø 239 x 48,5 / 204,3 + RLG / - ABS Ring / mit Radbefestigungsbolzen
1.6 i	71	11/05→09/08	→				24.0220-3009.2 480080	Ø 239 x 48,5 / 204,3 - RLG / - ABS Ring / mit Radbefestigungsbolzen
							24.0220-3709.2 480220	Ø 239 x 48,5 / 204,3 + RLG / - ABS Ring / mit Radbefestigungsbolzen
 Bremsbackensatz								
1.0 i	38	07/97→09/99	→				03.0137-0337.2 650337	TRW Ø 180 x 32 + HEB
							03.0520-5519.3 695519	TRW Ø 180 x 32 + RZ / + Zub TopKit
							03.0525-0034.3 EQ0034	TRW Ø 180 x 32 - RZ / + Zub Easy Quick
1.0 i	48	09/99→11/08	→	→ 01/00			03.0137-0337.2 650337	TRW Ø 180 x 32 + HEB
1.3 i	36	06/98→11/08	→				03.0520-5519.3 695519	TRW Ø 180 x 32 + RZ / + Zub TopKit
→								



































	kw					! #		
FORD - KA (RB_) 09/96→11/08								
 Bremsbackensatz								
1.0 i 1.3 i	48 36	09/99→11/08 06/98→11/08	➔	→ 01/00			03.0525-0034.3 EQ0034	TRW Ø 180 x 32 - RZ / + Zub Easy Quick
			➔	02/00→			03.0137-0412.2 650412 03.0520-6219.3 696219	AP Ø 180 x 32 + HEB AP Ø 180 x 32 + RZ / + Zub TopKit
1.3 i	37 - 44	09/96→11/08	➔	11/96→ 01/00			03.0137-0337.2 650337 03.0520-5519.3 695519 03.0525-0034.3 EQ0034	TRW Ø 180 x 32 + HEB TRW Ø 180 x 32 + RZ / + Zub TopKit TRW Ø 180 x 32 - RZ / + Zub Easy Quick
			➔	02/00→			03.0137-0412.2 650412 03.0520-6219.3 696219	AP Ø 180 x 32 + HEB AP Ø 180 x 32 + RZ / + Zub TopKit
1.3 i	51	08/02→11/08	➔				03.0137-0412.2 650412 03.0520-6219.3 696219	AP Ø 180 x 32 + HEB AP Ø 180 x 32 + RZ / + Zub TopKit
1.6 i	70	02/01→11/08	➔	08/03→			03.0137-0394.2 650394 03.0520-6319.3 696319	Ø 203 x 38 + HEB AP Ø 203 x 38 + RZ / + Zub TopKit
1.6 i	71	11/05→09/08	➔				03.0137-0394.2 650394 03.0520-6319.3 696319	Ø 203 x 38 + HEB AP Ø 203 x 38 + RZ / + Zub TopKit
 Seilzug, Feststellbremse								
1.0 i	38	07/97→09/99		Trommelbremse; ⬇	1	24.3727-0660.2 580660	L= 1.575 L2= 1.627	
				Trommelbremse; ⬆	1	24.3727-1800.2 581800	L= 312	
1.0 i 1.3 i	48 36 - 51	09/99→11/08 06/98→11/08		→ 11/06; Trommelbremse; ⬇	1	24.3727-0660.2 580660	L= 1.575 L2= 1.627	
				12/06→; ⬇	1	24.3727-0666.2 580666	L= 1.575 L2= 1.627	
				→ 11/06; Trommelbremse; ⬆	1	24.3727-1800.2 581800	L= 312	
1.3 i	37	09/96→10/02		11/96→; Trommelbremse; ⬇	1	24.3727-0660.2 580660	L= 1.575 L2= 1.627	
				11/96→; Trommelbremse; ⬆	1	24.3727-1800.2 581800	L= 312	
1.3 i	44	09/96→11/08		11/96→ 11/06; Trommelbremse; ⬇	1	24.3727-0660.2 580660	L= 1.575 L2= 1.627	
				12/06→; ⬇	1	24.3727-0666.2 580666	L= 1.575 L2= 1.627	
				11/96→ 11/06; Trommelbremse; ⬆	1	24.3727-1800.2 581800	L= 312	
1.6 i	70	02/01→11/08		08/03→; ⬇	1	24.3727-0665.2 580665	L= 1.575 L2= 1.627	
1.6 i	71	11/05→09/08		⬇	1	24.3727-0665.2 580665	L= 1.575 L2= 1.627	
FORD - KA (RU8) 10/08→05/16								
 Radbremszylinder								
1.2 1.3 TDCi	51 55	10/08→05/16 10/08→05/16	➔	→ 05/10	2	24.3220-1108.3 020219	BDX GG	
			➔	06/10→	2	24.3220-1738.3 020545 24.3220-1757.3 020605	ALU ALU	
Zubehörsatz, Bremsbacken								
1.2 1.3 TDCi	51 55	10/08→05/16 10/08→05/16	➔	06/10→		03.0137-9247.2 669247	AP	
			➔	→ 05/10		03.0137-9303.2 669303	BOS	
 Bremstrommel								
1.2 1.3 TDCi	51 55	10/08→05/16 10/08→05/16	➔			24.0218-0011.1 480006	Ø 214 x 40 / 181,4	
 Bremsbackensatz								
1.2 1.3 TDCi	51 55	10/08→05/16 10/08→05/16	➔	→ 05/10		03.0137-0462.2 650462 03.0520-8220.3 698220	BOS Ø 180 x 32 + HEB BOS Ø 180 x 32 + RZ / + Zub TopKit	
			➔	06/10→		03.0137-0506.2 650506 03.0521-0520.3 690112	Ø 180 x 32 + HEB Ø 180 x 32 + RZ / + Zub TopKit	
 Seilzug, Feststellbremse								
1.2 1.3 TDCi	51 55	10/08→05/16 10/08→05/16		Trommelbremse; ⬇		24.3727-0670.2 580670	L= 1.402	
				Trommelbremse; ⬇		24.3727-0671.2 580671	L= 1.450	












	kw			 	! #		
FORD - KA Van (RB) 05/02→05/05							
 Radbremszylinder							
1.3 1.3 i	51 44	09/02→03/04 05/02→05/05	➔			24.3219-1735.3 020464	ALU
Zubehörsatz, Bremsbacken							
1.3 1.3 i	51 44	09/02→03/04 05/02→05/05	➔			03.0137-9179.2 669179	AP
 Bremstrommel							
1.3 1.3 i	51 44	09/02→03/04 05/02→05/05	➔			24.0218-0024.2 480079 24.0218-0724.2 480206	Ø 216 x 44 / 181,3 - RLG / - ABS Ring / mit Radbe- festigungsbolzen Ø 216 x 44 / 181,3 + RLG / - ABS Ring / mit Radbe- festigungsbolzen
 Bremsbackensatz							
1.3 1.3 i	51 44	09/02→03/04 05/02→05/05	➔			03.0137-0412.2 650412 03.0520-6219.3 696219	AP Ø 180 x 32 + HEB AP Ø 180 x 32 + RZ / + Zub TopKit
 Seilzug, Feststellbremse							
1.3 1.3 i	51 44	09/02→03/04 05/02→05/05		Trommelbremse; ⚡	1	24.3727-0660.2 580660	L= 1.575 L2= 1.627
				Trommelbremse; ⚡	1	24.3727-1800.2 581800	L= 312
FORD - KA+ III (UK, FK) 08/14→							
 Radbremszylinder							
1.2 1.2 Ti-VCT 1.5 TDCi	51 - 63 63 66 - 70	06/16→ 06/16→ 02/18→	➔			2 24.3219-1760.3 020529	ALU
Zubehörsatz, Bremsbacken							
1.2 1.2 Ti-VCT 1.5 TDCi	51 - 63 63 66 - 70	06/16→ 06/16→ 02/18→	➔			03.0137-9304.2 669304	
 Bremsbackensatz							
1.2 1.2 Ti-VCT 1.5 TDCi	51 - 63 63 66 - 70	06/16→ 06/16→ 02/18→	➔			03.0137-0497.2 650497 03.0520-7619.3 697619	Ø 200 x 32 + HEB Ø 200 x 32 + RZ / + Zub TopKit
 Seilzug, Feststellbremse							
1.5 TDCi	66 - 70	02/18→		für Rechtslenker; ⚡		24.3727-0679.2 580679	L= 408
FORD - KA+ III Stufenheck (TK, FK) 08/14→							
 Radbremszylinder							
1.2	63	06/16→	➔			2 24.3219-1760.3 020529	ALU
Zubehörsatz, Bremsbacken							
1.2	63	06/16→	➔			03.0137-9304.2 669304	
 Bremsbackensatz							
1.2	63	06/16→	➔			03.0137-0497.2 650497 03.0520-7619.3 697619	Ø 200 x 32 + HEB Ø 200 x 32 + RZ / + Zub TopKit
FORD - KUGA I 02/08→11/12							
 Seilzug, Feststellbremse							
2.0 TDCi 2.0 TDCi 4x4	100 100	03/08→11/12 03/08→11/12		04/08→; Scheibenbremse; ⚡	1	24.3727-0667.2 580667	L= 360
				04/08→; Scheibenbremse; ⚡	1	24.3727-0672.2 580672	L= 1.848 L2= 1.933
2.0 TDCi 2.0 TDCi 4x4	103 103 - 120	03/10→11/12 03/10→11/12		Scheibenbremse; ⚡	1	24.3727-0667.2 580667	L= 360
				Scheibenbremse; ⚡	1	24.3727-0672.2 580672	L= 1.848 L2= 1.933
2.5 2.5 4x4	147 147	03/09→11/12 02/08→11/12					








	kw			 	! #		
FORD - KUGA I VAN 02/08→11/12							
 Seilzug, Feststellbremse							
2.5 TDCi	147	02/08→11/12		Scheibenbremse; 	1	24.3727-0667.2 580667	L= 360
103	103	03/10→11/12		Scheibenbremse; 	1	24.3727-0672.2 580672	L= 1.848 L2= 1.933
TDCi 4x4	103 - 120	03/10→11/12					
FORD - MAVERICK 02/01→							
Zubehörsatz, Bremsbacken							
2.0 16V	91	02/01→	➔	→ 06/07		03.0137-9262.2 669262	
2.3 16V	110	03/04→					
3.0 V6 24V	145 - 149	02/01→					
 Bremsbackensatz							
2.0 16V	91	02/01→	➔	→ 06/07		03.0137-0416.2 650416	Ø 229 x 43 - HEB
2.3 16V	110	03/04→					
3.0 V6 24V	145 - 149	02/01→					
 Seilzug, Feststellbremse							
2.0 16V	91	02/01→		+ Ganzbodenkonsole; Scheiben/Trommel; 	1	24.3727-0673.2 580673	L= 819
2.3 16V	110	03/04→		→ 06/07; Scheiben/Trommel; 	1	24.3727-0674.2 580674	L= 988
3.0 V6 24V	145	02/01→					
3.0 V6 24V	149	03/04→		→ 04/06; Scheibenbremse; 	1	24.3727-0675.2 580675	L= 1.081
				05/06→ 06/07; Trommelbremse; 	1	24.3727-0675.2 580675	L= 1.081
FORD - MAVERICK (JDS, UNS) 02/93→04/98							
 Radbremszylinder							
2.4 i	85 - 87	09/96→04/98	➔	10/96→ 03/98; Türenanzahl: 2	2	24.3223-1709.3 020444	GG
2.7 TD	92	09/96→04/98					
Zubehörsatz, Bremsbacken							
2.4 i	85 - 87	09/96→04/98	➔	10/96→ 03/98		03.0137-9169.2 669169	
2.7 TD	92	09/96→04/98					
 Bremstrommel							
2.4 i	85 - 87	09/96→04/98	➔	10/96→ 03/98		24.0225-4014.1 480155	Ø 294 x 65 / 255,5
2.7 TD	92	09/96→04/98					
 Bremsbackensatz							
2.4 i	85 - 87	09/96→04/98	➔	10/96→ 03/98		03.0137-0376.2 650376	Ø 254 x 58 + HEB
2.7 TD	92	09/96→04/98					
FORD - MAVERICK VAN 06/96→04/98							
 Radbremszylinder							
2.7 TD	74 - 92	06/96→04/98	➔	10/96→ 03/98; Türenanzahl: 2		24.3223-1709.3 020444	GG
Zubehörsatz, Bremsbacken							
2.7 TD	74 - 92	06/96→04/98	➔	10/96→ 03/98		03.0137-9169.2 669169	
 Bremstrommel							
2.7 TD	74 - 92	06/96→04/98	➔	10/96→ 03/98		24.0225-4014.1 480155	Ø 294 x 65 / 255,5
 Bremsbackensatz							
2.7 TD	74 - 92	06/96→04/98	➔	10/96→ 03/98		03.0137-0376.2 650376	Ø 254 x 58 + HEB
FORD - MONDEO II (BAP) 08/96→09/00							
 Radbremszylinder							
1.6 i	66	08/96→09/00	➔	10/96→	2	24.3222-1114.3 020269	GG
1.8 i	85	08/96→09/00					
1.8 TD	66	08/96→09/00					
1.6 i 16V	70	05/98→09/00	➔		2	24.3222-1114.3 020269	GG
2.0 i	96	08/96→09/00	➔	10/96→	2	24.3220-1111.3 020222	GG
→							














	kW			 	! #			
FORD - MONDEO II (BAP) 08/96→09/00								
Zubehörsatz, Bremsbacken								
1.6 i	66	08/96→09/00	➔	10/96→		03.0137-9177.2	669177	
1.8 i	85	08/96→09/00						
1.8 TD	66	08/96→09/00						
1.6 i 16V	70	05/98→09/00	➔			03.0137-9177.2	669177	
2.0 i	96	08/96→09/00	➔	10/96→		03.0137-9153.2	669153	
 Bremstrommel								
1.6 i	66	08/96→09/00	➔	10/96→		24.0220-3006.1	480062	Ø 243 x 49,3 / 204,5
1.8 i	85	08/96→09/00						
1.8 TD	66	08/96→09/00						
1.6 i 16V	70	05/98→09/00	➔			24.0220-3006.1	480062	Ø 243 x 49,3 / 204,5
2.0 i	96	08/96→09/00	➔	10/96→		24.0222-8014.1	480031	Ø 268,5 x 54 / 230,1
 Bremsbackensatz								
1.6 i	66	08/96→09/00	➔	10/96→		03.0137-0272.2	650272	Ø 203 x 39 + HEB
1.8 i	85	08/96→09/00				03.0420-2122.3	682122	TRW Ø 203 x 39 + RZ / + Zub Kit
1.8 TD	66	08/96→09/00						
1.6 i 16V	70	05/98→09/00	➔			03.0137-0272.2	650272	Ø 203 x 39 + HEB
						03.0420-2122.3	682122	TRW Ø 203 x 39 + RZ / + Zub Kit
2.0 i	96	08/96→09/00	➔	10/96→		03.0137-0253.2	650253	Ø 228 x 45 + HEB
						03.0520-2320.3	692320	TRW Ø 228 x 45 + RZ / + Zub TopKit
 Seilzug, Feststellbremse								
1.6 i	66	08/96→09/00		10/96→; Scheiben/Trommel; 	1	24.3727-0638.2	580638	L= 270
1.8 i	85	08/96→09/00		10/96→; Trommelbremse; 	2	24.3727-0639.2	580639	L= 1.611
1.8 TD	66	08/96→09/00						
2.0 i	96	08/96→09/00		10/96→; Scheibenbremse; 	2	24.3727-0644.2	580644	L= 1.462
2.5 24V	125	08/96→09/00						
1.6 i 16V	70	05/98→09/00		Scheiben/Trommel; 	1	24.3727-0638.2	580638	L= 270
2.5 24V	125	06/00→09/00		Trommelbremse; 	2	24.3727-0639.2	580639	L= 1.611
2.5 ST 200	151	05/99→09/00		Scheibenbremse; 	2	24.3727-0644.2	580644	L= 1.462
FORD - MONDEO II Stufenheck (BFP) 08/96→09/00								
 Radbremszylinder								
1.6 i	66	08/96→09/00	➔	10/96→	2	24.3222-1114.3	020269	GG
1.8 i	85	08/96→09/00						
1.8 TD	66	08/96→09/00						
1.6 i 16V	70	05/98→09/00	➔		2	24.3222-1114.3	020269	GG
2.0 i	96	08/96→09/00	➔	10/96→	2	24.3220-1111.3	020222	GG
Zubehörsatz, Bremsbacken								
1.6 i	66	08/96→09/00	➔	10/96→		03.0137-9177.2	669177	
1.8 i	85	08/96→09/00						
1.8 TD	66	08/96→09/00						
1.6 i 16V	70	05/98→09/00	➔			03.0137-9177.2	669177	
2.0 i	96	08/96→09/00	➔	10/96→		03.0137-9153.2	669153	
 Bremstrommel								
1.6 i	66	08/96→09/00	➔	10/96→		24.0220-3006.1	480062	Ø 243 x 49,3 / 204,5
1.8 i	85	08/96→09/00						
1.8 TD	66	08/96→09/00						
1.6 i 16V	70	05/98→09/00	➔			24.0220-3006.1	480062	Ø 243 x 49,3 / 204,5
2.0 i	96	08/96→09/00	➔	10/96→		24.0222-8014.1	480031	Ø 268,5 x 54 / 230,1
 Bremsbackensatz								
1.6 i	66	08/96→09/00	➔	10/96→		03.0137-0272.2	650272	Ø 203 x 39 + HEB
1.8 i	85	08/96→09/00				03.0420-2122.3	682122	TRW Ø 203 x 39 + RZ / + Zub Kit
1.8 TD	66	08/96→09/00						
1.6 i 16V	70	05/98→09/00	➔			03.0137-0272.2	650272	Ø 203 x 39 + HEB
						03.0420-2122.3	682122	TRW Ø 203 x 39 + RZ / + Zub Kit
2.0 i	96	08/96→09/00	➔	10/96→		03.0137-0253.2	650253	Ø 228 x 45 + HEB
						03.0520-2320.3	692320	TRW Ø 228 x 45 + RZ / + Zub TopKit
 Seilzug, Feststellbremse								
1.6 i	66	08/96→09/00		10/96→; Scheiben/Trommel; 	1	24.3727-0638.2	580638	L= 270
1.8 i	85	08/96→09/00		10/96→; Trommelbremse; 	2	24.3727-0639.2	580639	L= 1.611
1.8 TD	66	08/96→09/00						
➔								

















	kw			 	! #		
FORD - MONDEO II Stufenheck (BFP) 08/96→09/00							
 Seilzug, Feststellbremse							
2.0 i 2.5 24V	96 125	08/96→09/00 08/96→09/00		10/96→; Scheibenbremse; 	2	24.3727-0644.2 580644	L= 1.462
1.6 i 16V 2.5 24V 2.5 ST 200	70 125 151	05/98→09/00 06/00→09/00 05/99→09/00		Scheiben/Trommel;  Trommelbremse;  Scheibenbremse; 	1 2 2	24.3727-0638.2 580638 24.3727-0639.2 580639 24.3727-0644.2 580644	L= 270 L= 1.611 L= 1.462
FORD - MONDEO II Turnier (BNP) 08/96→09/00							
 Radbremszylinder							
1.6 i 1.8 i 1.6 i 16V	66 85 70	08/96→09/00 08/96→09/00 05/98→09/00	➔	10/96→	2 2 2	24.3222-1116.3 020271 24.3222-1116.3 020271	GG GG
Zubehörsatz, Bremsbacken							
1.6 i 1.8 i 1.6 i 16V	66 85 70	08/96→09/00 08/96→09/00 05/98→09/00	➔	10/96→		03.0137-9153.2 669153 03.0137-9153.2 669153	
 Bremstrommel							
1.6 i 1.8 i 1.6 i 16V	66 85 70	08/96→09/00 08/96→09/00 05/98→09/00	➔	10/96→		24.0222-8014.1 480031 24.0222-8014.1 480031	Ø 268,5 x 54 / 230,1 Ø 268,5 x 54 / 230,1
 Bremsbackensatz							
1.6 i 1.8 i 1.6 i 16V	66 85 70	08/96→09/00 08/96→09/00 05/98→09/00	➔	10/96→		03.0137-0253.2 650253 03.0520-2222.3 692222 03.0137-0253.2 650253 03.0520-2222.3 692222	Ø 228 x 45 + HEB TRW Ø 228 x 45 + RZ / + Zub TopKit Ø 228 x 45 + HEB TRW Ø 228 x 45 + RZ / + Zub TopKit
 Seilzug, Feststellbremse							
1.6 i 1.8 i 1.8 TD 2.0 i 2.5 24V	66 85 66 96 125	08/96→09/00 08/96→09/00 08/96→09/00 08/96→09/00 08/96→09/00		10/96→; Scheiben/Trommel;  10/96→; Trommelbremse;  10/96→; Scheibenbremse; 	1 2 2	24.3727-0638.2 580638 24.3727-0639.2 580639 24.3727-0641.2 580641	L= 270 L= 1.611 L= 1.647
1.6 i 16V 2.5 24V 2.5 ST 200	70 125 151	05/98→09/00 10/99→09/00 05/99→09/00		Scheiben/Trommel;  Trommelbremse;  Scheibenbremse; 	1 2 2	24.3727-0638.2 580638 24.3727-0639.2 580639 24.3727-0641.2 580641	L= 270 L= 1.611 L= 1.647
FORD - MONDEO III (B5Y) 10/00→03/07							
 Seilzug, Feststellbremse							
1.8 16V 1.8 SCi 2.0 16V 2.0 16V DI / TDDi / TDCi 2.0 16V TDDi / TDCi 2.0 DI 2.0 TDCi 2.2 TDCi 2.5 V6 24V 3.0 V6 24V ST220	81 - 92 96 107 66 85 92 96 114 125 150 166	10/00→03/07 06/03→03/07 10/00→03/07 10/00→03/07 10/00→03/07 10/00→03/07 10/01→03/07 09/04→03/07 10/00→03/07 09/04→03/07 04/02→03/07		Scheibenbremse; 	2	24.3727-0647.2 580647	L= 1.735
FORD - MONDEO III Stufenheck (B4Y) 10/00→09/07							
 Seilzug, Feststellbremse							
1.8 16V 1.8 SCi 2.0 16V 2.0 16V DI / TDDi / TDCi 2.0 16V TDDi / TDCi 2.0 TDCi 2.2 TDCi 2.5 V6 2.5 V6 24V 3.0 V6 24V ST220	81 - 92 96 107 66 85 96 114 125 125 150 166	10/00→03/07 06/03→03/07 10/00→03/07 10/00→03/07 10/00→03/07 10/01→03/07 09/04→03/07 10/00→03/07 10/00→03/07 09/04→03/07 04/02→03/07		Scheibenbremse; 	2	24.3727-0647.2 580647	L= 1.735

	kw			 	! #		
FORD - MONDEO III Turnier (BWY) 10/00→03/07							
 Seilzug, Feststellbremse							
1.8 16V	81 - 92	10/00→03/07		Scheibenbremse; 	2	24.3727-0648.2 580648	L= 1.722
1.8 SCi	96	06/03→03/07					
2.0 16V	107	10/00→03/07					
2.0 16V DI / TDDi / TDCi	66	10/00→03/07					
2.0 16V TDDi / TDCi	85	10/00→03/07					
2.0 TDCi	96	10/01→03/07					
2.2 TDCi	110 - 114	09/04→03/07					
2.5 V6 24V	125	10/00→03/07					
3.0 V6 24V	150	09/04→03/07					
ST220	166	04/02→03/07					
FORD - MONDEO IV (BA7) 03/07→01/15							
 Seilzug, Feststellbremse							
1.6 EcoBoost	118	02/11→01/15		→ 09/14; - eFSB; Scheibenbremse; 		24.3727-0676.2 580676	L= 2.078
1.6 TDCi	85	02/11→01/15					
1.6 Ti	88	07/10→01/15		→ 09/14; - eFSB; 		24.3727-0677.2 580677	L= 2.071
1.8 TDCi	92	06/07→01/15					
2.0 EcoBoost	176	07/10→01/15					
2.0 Flexifuel	107	03/09→01/15					
2.0 LPG	107	07/09→01/15					
2.0 SCTi	149	03/10→01/15					
2.0 TDCi	85 - 120	03/07→01/15					
2.3	118	07/07→01/15					
1.6 Ti	81 - 92	03/07→01/15		04/07→ 09/14; - eFSB; Scheibenbremse; 		24.3727-0676.2 580676	L= 2.078
1.8 TDCi	74	03/07→01/15					
2.0	107	03/07→01/15		04/07→ 09/14; - eFSB; 		24.3727-0677.2 580677	L= 2.071
2.0 TDCi	96 - 103	03/07→01/15					
2.5	162	03/07→01/15					
2.2 TDCi	129	03/08→10/10		04/08→; - eFSB; Scheibenbremse; 		24.3727-0676.2 580676	L= 2.078
				04/08→; - eFSB; 		24.3727-0677.2 580677	L= 2.071
2.2 TDCi	147	07/10→01/15		11/10→ 09/14; - eFSB; Scheibenbremse; 		24.3727-0676.2 580676	L= 2.078
				11/10→ 09/14; - eFSB; 		24.3727-0677.2 580677	L= 2.071
FORD - MONDEO IV Stufenheck (BA7) 03/07→01/15							
 Seilzug, Feststellbremse							
1.6 EcoBoost	118	11/10→01/15		02/11→ 09/14; - eFSB; Scheibenbremse; 		24.3727-0676.2 580676	L= 2.078
1.6 TDCi	85	12/10→01/15					
				02/11→ 09/14; - eFSB; 		24.3727-0677.2 580677	L= 2.071
1.6 Ti	81 - 92	03/07→01/15		04/07→ 09/14; - eFSB; Scheibenbremse; 		24.3727-0676.2 580676	L= 2.078
1.8 TDCi	74	03/07→01/15					
2.0	107	03/07→01/15		04/07→ 09/14; - eFSB; 		24.3727-0677.2 580677	L= 2.071
2.0 TDCi	96 - 103	03/07→01/15					
2.5	162	03/07→01/15					
1.6 Ti	88	03/10→01/15		→ 09/14; - eFSB; Scheibenbremse; 		24.3727-0676.2 580676	L= 2.078
1.8 TDCi	92	06/07→01/15					
2.0 Flexifuel	107	03/09→01/15		→ 09/14; - eFSB; 		24.3727-0677.2 580677	L= 2.071
2.0 LPG	107	07/09→01/15					
2.0 SCTi	149	03/10→01/15					
2.0 TDCi	85 - 120	11/07→01/15					
2.3	118	07/07→01/15					
2.0 EcoBoost	176	03/10→09/14		- eFSB; Scheibenbremse; 		24.3727-0676.2 580676	L= 2.078
2.0 TDCi	100	08/08→12/14		- eFSB; 		24.3727-0677.2 580677	L= 2.071
2.2 TDCi	129	03/08→10/10		04/08→; - eFSB; Scheibenbremse; 		24.3727-0676.2 580676	L= 2.078
				04/08→; - eFSB; 		24.3727-0677.2 580677	L= 2.071
2.2 TDCi	147	10/10→01/15		11/10→ 09/14; - eFSB; Scheibenbremse; 		24.3727-0676.2 580676	L= 2.078
				11/10→ 09/14; - eFSB; 		24.3727-0677.2 580677	L= 2.071
FORD - MONDEO IV Turnier (BA7) 03/07→01/15							
 Seilzug, Feststellbremse							
1.6 EcoBoost	118	02/11→01/15		→ 09/14; - eFSB; Scheibenbremse; 		24.3727-0676.2 580676	L= 2.078
1.6 TDCi	85	02/11→01/15					
1.6 Ti	88	07/10→01/15		→ 09/14; - eFSB; 		24.3727-0677.2 580677	L= 2.071
2.0 EcoBoost	176	07/10→01/15					
2.0 Flexifuel	107	03/09→01/15					
2.0 LPG	107	07/09→01/15					
→							











	kw					! #		
FORD - MONDEO IV Turnier (BA7) 03/07→01/15								
 Seilzug, Feststellbremse								
2.0 SCTi	149	03/10→01/15			→ 09/14; - eFSB; Scheibenbremse; <input type="checkbox"/>		24.3727-0676.2 580676	L= 2.078
2.0 TDCi	85 - 120	03/07→01/15			→ 09/14; - eFSB; <input type="checkbox"/>		24.3727-0677.2 580677	L= 2.071
2.3	118	07/07→01/15						
1.6 Ti	81 - 92	03/07→12/12			04/07→; - eFSB; Scheibenbremse; <input type="checkbox"/>		24.3727-0676.2 580676	L= 2.078
1.8 TDCi	74	03/07→12/12			04/07→; - eFSB; <input type="checkbox"/>		24.3727-0677.2 580677	L= 2.071
2.0 TDCi	96	03/07→12/12						
2.5	162	03/07→12/12						
1.8 TDCi	92	06/07→12/12			- eFSB; Scheibenbremse; <input type="checkbox"/>		24.3727-0676.2 580676	L= 2.078
					- eFSB; <input type="checkbox"/>		24.3727-0677.2 580677	L= 2.071
2.0	107	03/07→01/15			04/07→ 09/14; - eFSB; Scheibenbremse; <input type="checkbox"/>		24.3727-0676.2 580676	L= 2.078
2.0 TDCi	103	03/07→01/15			04/07→ 09/14; - eFSB; <input type="checkbox"/>		24.3727-0677.2 580677	L= 2.071
2.2 TDCi	129	03/08→10/10			04/08→; - eFSB; Scheibenbremse; <input type="checkbox"/>		24.3727-0676.2 580676	L= 2.078
					04/08→; - eFSB; <input type="checkbox"/>		24.3727-0677.2 580677	L= 2.071
2.2 TDCi	147	07/10→01/15			11/10→ 09/14; - eFSB; Scheibenbremse; <input type="checkbox"/>		24.3727-0676.2 580676	L= 2.078
					11/10→ 09/14; - eFSB; <input type="checkbox"/>		24.3727-0677.2 580677	L= 2.071
FORD - MONDEO IV Van 03/07→01/15								
 Seilzug, Feststellbremse								
1.6 EcoBoost	118	11/10→09/14			- eFSB; Scheibenbremse; <input type="checkbox"/>		24.3727-0676.2 580676	L= 2.078
1.6 TDCi	85	03/13→09/14			- eFSB; <input type="checkbox"/>		24.3727-0677.2 580677	L= 2.071
2.0 EcoBoost	149 - 176	03/10→09/14						
2.0 TDCi	85 - 120	11/07→09/14						
2.2 TDCi	147	03/13→09/14						
2.0	107	03/07→09/14			04/07→; - eFSB; Scheibenbremse; <input type="checkbox"/>		24.3727-0676.2 580676	L= 2.078
2.0 TDCi	103	03/07→09/14			04/07→; - eFSB; <input type="checkbox"/>		24.3727-0677.2 580677	L= 2.071
FORD - PUMA (EC_) 03/97→06/02								
 Radbremszylinder								
1.4 16V	66	11/97→10/00	➡	02/98→ 01/00		2	24.3217-1715.3 020463	TRW GG
			➡	02/00→		2	24.3219-1735.3 020464	ALU
1.6 16V	76	08/00→06/02	➡	→ 12/01		2	24.3219-1735.3 020464	ALU
1.7 16V	92	03/97→06/02	➡	06/97→ 01/00		2	24.3217-1715.3 020463	TRW GG
			➡	02/00→ 12/01		2	24.3219-1735.3 020464	ALU
Racing ST 160	114	06/99→06/02	➡	→ 01/00		2	24.3217-1715.3 020463	TRW GG
			➡	02/00→ 12/01		2	24.3219-1735.3 020464	ALU
Zubehörsatz, Bremsbacken								
1.4 16V	66	11/97→10/00	➡	02/98→ 01/00			03.0137-9217.2 669217	TRW
			➡	02/00→			03.0137-9259.2 669259	
1.6 16V	76	08/00→06/02	➡	→ 12/01			03.0137-9259.2 669259	
1.7 16V	92	03/97→06/02	➡	06/97→ 01/00			03.0137-9217.2 669217	TRW
			➡	02/00→ 12/01			03.0137-9259.2 669259	
Racing ST 160	114	06/99→06/02	➡	→ 01/00			03.0137-9217.2 669217	TRW
			➡	02/00→ 12/01			03.0137-9259.2 669259	
 Bremstrommel								
1.4 16V	66	11/97→10/00	➡	02/98→ 01/00			24.0218-0024.2 480079	Ø 216 x 44 / 181,3 - RLG / - ABS Ring / mit Radbefestigungsbolzen
							24.0218-0724.2 480206	Ø 216 x 44 / 181,3 + RLG / - ABS Ring / mit Radbefestigungsbolzen
			➡	02/00→			24.0220-3009.2 480080	Ø 239 x 48,5 / 204,3 - RLG / - ABS Ring / mit Radbefestigungsbolzen
							24.0220-3709.2 480220	Ø 239 x 48,5 / 204,3 + RLG / - ABS Ring / mit Radbefestigungsbolzen
1.6 16V	76	08/00→06/02	➡	→ 12/01			24.0220-3009.2 480080	Ø 239 x 48,5 / 204,3 - RLG / - ABS Ring / mit Radbefestigungsbolzen











	kw					! #		
FORD - PUMA (EC_) 03/97→06/02								
Bremstrommel								
1.6 16V	76	08/00→06/02	➡	→ 12/01			24.0220-3709.2 480220	Ø 239 x 48,5 / 204,3 + RLG / - ABS Ring / mit Radbefestigungsbolzen
1.7 16V	92	03/97→06/02	➡	06/97→ 01/00			24.0218-0024.2 480079	Ø 216 x 44 / 181,3 - RLG / - ABS Ring / mit Radbefestigungsbolzen
							24.0218-0724.2 480206	Ø 216 x 44 / 181,3 + RLG / - ABS Ring / mit Radbefestigungsbolzen
1.7 16V	92	03/97→06/02	➡	02/00→ 12/01			24.0220-3009.2 480080	Ø 239 x 48,5 / 204,3 - RLG / - ABS Ring / mit Radbefestigungsbolzen
							24.0220-3709.2 480220	Ø 239 x 48,5 / 204,3 + RLG / - ABS Ring / mit Radbefestigungsbolzen
Racing ST 160	114	06/99→06/02	➡	→ 01/00			24.0218-0024.2 480079	Ø 216 x 44 / 181,3 - RLG / - ABS Ring / mit Radbefestigungsbolzen
							24.0218-0724.2 480206	Ø 216 x 44 / 181,3 + RLG / - ABS Ring / mit Radbefestigungsbolzen
Racing ST 160	114	06/99→06/02	➡	02/00→ 12/01			24.0220-3009.2 480080	Ø 239 x 48,5 / 204,3 - RLG / - ABS Ring / mit Radbefestigungsbolzen
							24.0220-3709.2 480220	Ø 239 x 48,5 / 204,3 + RLG / - ABS Ring / mit Radbefestigungsbolzen
Bremsbackensatz								
1.4 16V	66	11/97→10/00	➡	02/98→ 01/00			03.0137-0337.2 650337	TRW Ø 180 x 32 + HEB
							03.0520-3617.3 693617	TRW Ø 180 x 32 + RZ / + Zub TopKit
1.4 16V	66	11/97→10/00	➡	02/00→			03.0525-0034.3 EQ0034	TRW Ø 180 x 32 - RZ / + Zub Easy Quick
							03.0137-0394.2 650394	Ø 203 x 38 + HEB
1.4 16V	66	11/97→10/00	➡				03.0520-6319.3 696319	AP Ø 203 x 38 + RZ / + Zub TopKit
							03.0137-0394.2 650394	Ø 203 x 38 + HEB
1.6 16V	76	08/00→06/02	➡	→ 12/01			03.0520-6319.3 696319	AP Ø 203 x 38 + RZ / + Zub TopKit
1.7 16V	92	03/97→06/02	➡	06/97→ 01/00			03.0137-0337.2 650337	TRW Ø 180 x 32 + HEB
							03.0520-3617.3 693617	TRW Ø 180 x 32 + RZ / + Zub TopKit
1.7 16V	92	03/97→06/02	➡				03.0525-0034.3 EQ0034	TRW Ø 180 x 32 - RZ / + Zub Easy Quick
							03.0137-0394.2 650394	Ø 203 x 38 + HEB
1.7 16V	92	03/97→06/02	➡	02/00→ 12/01			03.0520-6319.3 696319	AP Ø 203 x 38 + RZ / + Zub TopKit
							03.0137-0394.2 650394	Ø 203 x 38 + HEB
Racing ST 160	114	06/99→06/02	➡	→ 01/00			03.0137-0337.2 650337	TRW Ø 180 x 32 + HEB
							03.0520-3617.3 693617	TRW Ø 180 x 32 + RZ / + Zub TopKit
Racing ST 160	114	06/99→06/02	➡				03.0525-0034.3 EQ0034	TRW Ø 180 x 32 - RZ / + Zub Easy Quick
							03.0137-0394.2 650394	Ø 203 x 38 + HEB
Racing ST 160	114	06/99→06/02	➡	02/00→ 12/01			03.0520-6319.3 696319	AP Ø 203 x 38 + RZ / + Zub TopKit
							03.0137-0394.2 650394	Ø 203 x 38 + HEB
Seilzug, Feststellbremse								
1.4 16V	66	11/97→10/00		12/98→; ⬇		1	24.3727-0660.2 580660	L= 1.575 L2= 1.627
				02/98→ 11/98; Trommelbremse; ⬇		1	24.3727-0660.2 580660	L= 1.575 L2= 1.627
				12/98→; Trommelbremse; ⬆		1	24.3727-1800.2 581800	L= 312
				02/98→ 11/98; Trommelbremse; ⬆		1	24.3727-1800.2 581800	L= 312
1.6 16V	76	08/00→06/02		→ 12/01; ⬇		1	24.3727-0660.2 580660	L= 1.575 L2= 1.627
				→ 12/01; Trommelbremse; ⬆		1	24.3727-1800.2 581800	L= 312
1.7 16V	92	03/97→06/02		12/98→ 12/01; ⬇		1	24.3727-0660.2 580660	L= 1.575 L2= 1.627
				06/97→ 11/98; Trommelbremse; ⬇		1	24.3727-0660.2 580660	L= 1.575 L2= 1.627
				12/98→ 12/01; Trommelbremse; ⬆		1	24.3727-1800.2 581800	L= 312
				06/97→ 11/98; Trommelbremse; ⬆		1	24.3727-1800.2 581800	L= 312
















	kW			 	! #		
FORD - RANGER (ER, EQ, R_) 04/97→12/11							
 Radbremsszylinder							
1.8 2.2 2.5 D 2.5 D 4x4 2.5 TD 2.5 TD 4x4 2.5 TDdi 2.5 TDdi 4x4 2.6 2.9 D 3.0 4.0 4x4	85 78 57 57 62 62 - 80 86 86 80 70 109 152	06/99→02/02 03/02→09/05 10/99→04/02 10/99→04/02 04/02→06/06 10/99→06/06 04/02→09/05 04/02→09/05 10/02→09/04 06/99→02/02 06/99→06/06 10/05→06/06	➔		2	24.3223-1711.3 020570	GG
FORD - RANGER (ET) 01/05→07/12							
 Radbremsszylinder							
2.2 2.5 TDCi 4x4 2.5 TDdi 2.5 TDi 4x4 3.0 TDCi 4x4 3.0 TDCi	68 105 105 80 115 115	06/07→01/09 05/06→07/12 05/06→07/12 06/07→07/12 05/06→07/12 05/06→07/12	➔		2	24.3223-1711.3 020570	GG
			➔	04/10→ 10/11	2	24.3223-1711.3 020570	GG
FORD - RANGER (TKE) 04/11→							
 Radbremsszylinder							
2.0 EcoBlue 4x4 2.0 EcoBlue Rear-Wheel Drive 2.2 TDCi 2.2 TDCi 4x4 3.2 TDCi 4x4 2.2 TDCi 2.2 TDCi 4x4 2.5 i 2.5 i 4x4	96 - 157 132 88 - 92 92 - 110 147 96 - 118 96 - 118 122 122	09/18→ 09/18→ 04/11→ 04/11→ 04/11→ 11/11→ 05/15→ 11/11→ 11/11→	➔		2	24.3220-1749.3 020589	GG
			➔	11/11→; + ABS	2	24.3220-1749.3 020589	GG
			➔	11/11→; - ABS	2	24.3223-1711.3 020570	GG
			➔	+ ABS	2	24.3220-1749.3 020589	GG
			➔	- ABS	2	24.3223-1711.3 020570	GG
 Bremsbackensatz							
2.0 EcoBlue 4x4 2.0 EcoBlue Rear-Wheel Drive 2.2 TDCi 2.2 TDCi 4x4 3.2 TDCi 4x4 2.2 TDCi 2.2 TDCi 4x4 2.5 i 2.5 i 4x4	96 - 157 132 88 - 92 92 - 110 147 96 - 118 96 - 118 122 122	09/18→ 09/18→ 04/11→ 04/11→ 04/11→ 11/11→ 05/15→ 11/11→ 11/11→	➔			03.0137-0519.2 650519	Ø 294 x 56 - HEB
			➔	11/11→; für Fahrzeuge mit erhöhter Bodenfreiheit		03.0137-0519.2 650519	Ø 294 x 56 - HEB
			➔	für Fahrzeuge mit erhöhter Bodenfreiheit		03.0137-0519.2 650519	Ø 294 x 56 - HEB
FORD - SCORPIO II (GFR, GGR) 10/94→08/98							
 Seilzug, Feststellbremse							
2.0 i 2.0 i 16V 2.5 TD 2.9 i 2.9 i 24V	85 100 85 110 152	10/94→08/98 10/94→08/98 10/94→08/98 02/95→08/98 10/94→08/98		→ 12/95; Scheibenbremse; ⚠	1	24.3727-0642.2 580642	L= 3.760
FORD - SCORPIO II Turnier (GNR, GGR) 10/94→08/98							
 Seilzug, Feststellbremse							
2.0 i 2.0 i 16V 2.5 TD 2.9 i 2.9 i 24V	85 100 85 110 152	10/94→08/98 10/94→08/98 10/94→08/98 02/95→08/98 10/94→08/98		→ 12/95; Scheibenbremse; ⚠	1	24.3727-0642.2 580642	L= 3.760

















	kw					! #		
FORD - S-MAX (WA6) 05/06→12/14								
 Seilzug, Feststellbremse								
1.6 EcoBoost	118	02/11→12/14			- eFSB; Scheibenbremse; <input type="checkbox"/>		24.3727-0676.2 580676	L= 2.078
1.6 TDCi	85	02/11→12/14			- eFSB; <input type="checkbox"/>		24.3727-0677.2 580677	L= 2.071
2.0 EcoBoost	146 - 176	03/10→12/14						
2.0 TDCi	85 - 120	11/07→12/14						
2.2 TDCi	147	07/10→12/14						
2.3	118	07/07→12/14						
1.8 TDCi	74 - 92	05/06→12/14			02/07→; - eFSB; Scheibenbremse; <input type="checkbox"/>		24.3727-0676.2 580676	L= 2.078
2.0	107	05/06→12/14			02/07→; - eFSB; <input type="checkbox"/>		24.3727-0677.2 580677	L= 2.071
2.0 Flexifuel	107	05/06→12/14						
2.0 TDCi	96 - 103	05/06→12/14						
2.5 ST	162	05/06→12/14						
2.2 TDCi	129	03/08→12/12			04/08→; - eFSB; Scheibenbremse; <input type="checkbox"/>		24.3727-0676.2 580676	L= 2.078
					04/08→; - eFSB; <input type="checkbox"/>		24.3727-0677.2 580677	L= 2.071
FORD - S-MAX VAN (WA6) 05/06→12/14								
 Seilzug, Feststellbremse								
1.6	118	02/11→12/14			- eFSB; Scheibenbremse; <input type="checkbox"/>		24.3727-0676.2 580676	L= 2.078
2.0	107	03/10→12/14			- eFSB; <input type="checkbox"/>		24.3727-0677.2 580677	L= 2.071
2.0 EcoBoost	149 - 176	03/10→12/14						
2.0 TDCi	85 - 120	01/07→12/14						
FORD - STREET KA (RL2) 03/03→07/05								
 Radbremszylinder								
1.6	70	05/03→07/05	➔			2	24.3219-1735.3 020464	ALU
Zubehörsatz, Bremsbacken								
1.6	70	05/03→07/05	➔				03.0137-9259.2 669259	
 Bremstrommel								
1.6	70	05/03→07/05	➔				24.0220-3009.2 480080	Ø 239 x 48,5 / 204,3 - RLG / - ABS Ring / mit Radbefestigungsbolzen
							24.0220-3709.2 480220	Ø 239 x 48,5 / 204,3 + RLG / - ABS Ring / mit Radbefestigungsbolzen
 Bremsbackensatz								
1.6	70	05/03→07/05	➔				03.0137-0394.2 650394	Ø 203 x 38 + HEB
							03.0520-6319.3 696319	AP Ø 203 x 38 + RZ / + Zub TopKit
 Seilzug, Feststellbremse								
1.6	70	05/03→07/05			↓	1	24.3727-0660.2 580660	L= 1.575 L2= 1.627
					Trommelbremse; <input type="checkbox"/>	1	24.3727-1800.2 581800	L= 312
FORD - TOURNEO CONNECT 06/02→12/13								
 Radbremszylinder								
1.8 16V	85	06/02→12/13	➔	→ 08/13		2	24.3220-1740.3 020553	ALU
1.8 TDCi	66 - 81	06/02→12/13						
1.8 TDCi /TDDi /DI	55	06/02→12/13						
Zubehörsatz, Bremsbacken								
1.8 16V	85	06/02→12/13	➔	→ 08/13			03.0137-9279.2 669279	
1.8 TDCi	66 - 81	06/02→12/13						
1.8 TDCi /TDDi /DI	55	06/02→12/13						
 Bremstrommel								
1.8 16V	85	06/02→12/13	➔	→ 08/13			24.0222-8033.1 480181	Ø 279 x 68 / 229,6
1.8 TDCi	66 - 81	06/02→12/13						
1.8 TDCi /TDDi /DI	55	06/02→12/13						
 Bremsbackensatz								
1.8 16V	85	06/02→12/13	➔	→ 08/13			03.0137-0438.2 650438	Ø 228 x 57 + HEB
➔								















	kw					! #		
FORD - TOURNEO CONNECT 06/02→12/13								
Bremsbackensatz								
1.8 TDCi	66 - 81	06/02→12/13	➔	→ 08/13			03.0520-8020.3 698020	AP Ø 228 x 57 + RZ / + Zub TopKit
1.8 TDCi /TDDi /DI	55	06/02→12/13						
FORD - TOURNEO COURIER B460 Großraumlimousine 02/14→								
Radbremsszylinder								
1.0 EcoBoost	74	02/14→	➔		2	24.3222-1748.3 020600	ALU	
1.5 EcoBlue	74	04/18→						
1.5 TDCi	55 - 70	02/14→						
1.6 TDCi	70	02/14→						
Zubehörsatz, Bremsbacken								
1.0 EcoBoost	74	02/14→	➔			03.0137-9313.2 669313		
1.5 EcoBlue	74	04/18→						
1.5 TDCi	55 - 70	02/14→						
1.6 TDCi	70	02/14→						
Bremsbackensatz								
1.0 EcoBoost	74	02/14→	➔			03.0137-0512.2 650512	Ø 228 x 42 + HEB	
1.5 EcoBlue	74	04/18→						
1.5 TDCi	55 - 70	02/14→						
1.6 TDCi	70	02/14→						
Seilzug, Feststellbremse								
1.0 EcoBoost	74	02/14→		Trommelbremse;	1	24.3727-0679.2 580679	L= 408	
1.5 TDCi	55 - 70	02/14→						
1.6 TDCi	70	02/14→						
1.5 EcoBlue	74	04/18→		Trommelbremse;		24.3727-0679.2 580679	L= 408	
FORD - TOURNEO CUSTOM V362 Bus (F3) 04/12→								
Seilzug, Feststellbremse								
2.0 EcoBlue	77 - 125	12/15→		→ 04/16; für verkürzten Radstand; <input type="checkbox"/>		24.3727-0682.2 580682	L= 1.376	
				→ 04/16; für verlängerten Radstand; <input type="checkbox"/>		24.3727-0683.2 580683	L= 1.545	
				→ 04/16; für verlängerten Radstand; <input type="checkbox"/>		24.3727-0684.2 580684	L= 1.336	
2.2 TDCi	74 - 114	04/12→12/15		05/12→; für verkürzten Radstand; <input type="checkbox"/>		24.3727-0682.2 580682	L= 1.376	
				05/12→; für verlängerten Radstand; <input type="checkbox"/>		24.3727-0683.2 580683	L= 1.545	
				05/12→; für verlängerten Radstand; <input type="checkbox"/>		24.3727-0684.2 580684	L= 1.336	
FORD - TRANSIT Bus (E_) 06/94→07/00								
Radbremsszylinder								
2.0	84	08/94→03/00	➔			24.3222-1124.3 020344	GG	
			➔	Baumuster: 80/100S/100L/115/120		24.3222-1124.3 020344	GG	
			➔	Baumuster: 190/190A/190EF		24.3225-1103.3 020346	GG	
2.0 CNG	84	06/94→03/00	➔	Baumuster: 80/100S/100L/115/120		24.3222-1124.3 020344	GG	
			➔	07/94→		24.3222-1124.3 020344	GG	
			➔	Baumuster: 190/190A/190EF		24.3225-1103.3 020346	GG	
2.5 DI	51 - 85	07/94→03/00	➔			24.3220-1121.3 020343	GG	
2.5 TD	63 - 74	07/94→03/00	➔	Baumuster: 80/100S/100L/115 / 120/130/150S/150		24.3220-1121.3 020343	GG	
			➔	Baumuster: 190/190A/190EF		24.3225-1103.3 020346	GG	
2.5 TD	55	08/94→06/00	➔	→ 03/00; Baumuster: 80/100S/100L/115 / 120/130/150S/150		24.3220-1121.3 020343	GG	
			➔	→ 03/00		24.3220-1121.3 020343	GG	
			➔	→ 03/00; Baumuster: 190/190A/190EF		24.3225-1103.3 020346	GG	
Zubehörsatz, Bremsbacken								
2.0	84	08/94→03/00	➔	für Einfachbereifung		03.0137-9193.2 669193		
2.5 DI	56 - 85	07/94→03/00	➔	Baumuster: 80/100S/100L/115/120; für Einfachbereifung		03.0137-9193.2 669193		
2.5 TD	63 - 74	07/94→03/00	➔	für Doppelbereifung		03.0137-9194.2 669194		
			➔	Baumuster: 130/150S/150L / 190/190A/190EF; für Doppelbereifung		03.0137-9194.2 669194		
→								



	kw					! #		
FORD - TRANSIT Bus (E_) 06/94→07/00								
Zubehörsatz, Bremsbacken								
2.0 CNG	84	06/94→03/00	➡	07/94→; für Einfachbereifung	03.0137-9193.2	669193		
			➡	Baumuster: 80/100S/100L/115/120; für Einfachbereifung	03.0137-9193.2	669193		
			➡	07/94→; für Doppelbereifung	03.0137-9194.2	669194		
			➡	Baumuster: 130/150S/150L / 190/190A/190EF; für Doppelbereifung	03.0137-9194.2	669194		
2.5 DI	51	08/94→03/00	➡	für Einfachbereifung	03.0137-9193.2	669193		
			➡	für Doppelbereifung	03.0137-9194.2	669194		
			➡	Baumuster: 130/150S/150L / 190/190A/190EF; für Doppelbereifung	03.0137-9194.2	669194		
2.5 TD	55	08/94→06/00	➡	→ 03/00; für Einfachbereifung	03.0137-9193.2	669193		
			➡	→ 03/00; Baumuster: 80/100S/100L/115/120; für Einfachbereifung	03.0137-9193.2	669193		
			➡	→ 03/00; für Doppelbereifung	03.0137-9194.2	669194		
			➡	→ 03/00; Baumuster: 130/150S/150L / 190/190A/190EF; für Doppelbereifung	03.0137-9194.2	669194		
 Bremstrommel								
2.0 2.5 DI	84 51 - 85	08/94→03/00 07/94→03/00	➡	für Einfachbereifung	24.0225-4004.1	480069	Ø 292 x 57,5 / 256	
			➡	Baumuster: 80/100S/100L/115/120; für Einfachbereifung	24.0225-4004.1	480069	Ø 292 x 57,5 / 256	
2.5 TD	63 - 74	07/94→03/00	➡	für Doppelbereifung	24.0228-0001.1	480068	Ø 315 x 75,5 / 282	
			➡	Baumuster: 130/150S/150L / 190/190A/190EF; für Doppelbereifung	24.0228-0001.1	480068	Ø 315 x 75,5 / 282	
2.0 CNG	84	06/94→03/00	➡	07/94→; für Einfachbereifung	24.0225-4004.1	480069	Ø 292 x 57,5 / 256	
			➡	Baumuster: 80/100S/100L/115/120; für Einfachbereifung	24.0225-4004.1	480069	Ø 292 x 57,5 / 256	
			➡	07/94→; für Doppelbereifung	24.0228-0001.1	480068	Ø 315 x 75,5 / 282	
			➡	Baumuster: 130/150S/150L / 190/190A/190EF; für Doppelbereifung	24.0228-0001.1	480068	Ø 315 x 75,5 / 282	
2.5 TD	55	08/94→06/00	➡	→ 03/00; für Einfachbereifung	24.0225-4004.1	480069	Ø 292 x 57,5 / 256	
			➡	→ 03/00; Baumuster: 80/100S/100L/115/120; für Einfachbereifung	24.0225-4004.1	480069	Ø 292 x 57,5 / 256	
			➡	→ 03/00; für Doppelbereifung	24.0228-0001.1	480068	Ø 315 x 75,5 / 282	
			➡	→ 03/00; Baumuster: 130/150S/150L / 190/190A/190EF; für Doppelbereifung	24.0228-0001.1	480068	Ø 315 x 75,5 / 282	
 Bremsbackensatz								
2.0 2.5 DI	84 51 - 85	08/94→03/00 07/94→03/00	➡	für Einfachbereifung	03.0137-0331.2	650331	Ø 254 x 52	
			➡	Baumuster: 80/100S/100L/115/120; für Einfachbereifung	03.0137-0331.2	650331	Ø 254 x 52	
2.5 TD	63 - 74	07/94→03/00	➡	für Doppelbereifung	03.0137-0332.2	650332	Ø 280 x 65	
			➡	Baumuster: 130/150S/150L / 190/190A/190EF; für Doppelbereifung	03.0137-0332.2	650332	Ø 280 x 65	
2.0 CNG	84	06/94→03/00	➡	07/94→; für Einfachbereifung	03.0137-0331.2	650331	Ø 254 x 52	
			➡	Baumuster: 80/100S/100L/115/120; für Einfachbereifung	03.0137-0331.2	650331	Ø 254 x 52	
			➡	07/94→; für Doppelbereifung	03.0137-0332.2	650332	Ø 280 x 65	
			➡	Baumuster: 130/150S/150L / 190/190A/190EF; für Doppelbereifung	03.0137-0332.2	650332	Ø 280 x 65	
2.5 TD	55	08/94→06/00	➡	→ 03/00; für Einfachbereifung	03.0137-0331.2	650331	Ø 254 x 52	
			➡	→ 03/00; Baumuster: 80/100S/100L/115/120; für Einfachbereifung	03.0137-0331.2	650331	Ø 254 x 52	
			➡	→ 03/00; für Doppelbereifung	03.0137-0332.2	650332	Ø 280 x 65	
			➡	→ 03/00; Baumuster: 130/150S/150L / 190/190A/190EF; für Doppelbereifung	03.0137-0332.2	650332	Ø 280 x 65	
 Seilzug, Feststellbremse								
2.0 2.5 DI →	84 51 - 85	08/94→03/00 07/94→03/00		für Fahrzeuge mit Einfachbereifung hinten; Trommelbremse; ↓	1	24.3727-0636.2	580636	L= 2.823















	kw					! #		
FORD - TRANSIT Bus (E_) 06/94→07/00								
 Seilzug, Feststellbremse								
2.5 TD	63 - 74	07/94→03/00			für Fahrzeuge mit Doppelbereifung hinten; Trommelbremse; ↓	1	24.3727-0637.2 580637	L= 2.730
2.0 CNG	84	06/94→03/00			für Fahrzeuge mit Einfachbereifung hinten; Trommelbremse; ↓	1	24.3727-0636.2 580636	L= 2.823
					07/94→;	1	24.3727-0636.2 580636	L= 2.823
					für Fahrzeuge mit Doppelbereifung hinten; Trommelbremse; ↓	1	24.3727-0637.2 580637	L= 2.730
					07/94→;	1	24.3727-0637.2 580637	L= 2.730
2.5 TD	55	08/94→06/00			→ 03/00;	1	24.3727-0636.2 580636	L= 2.823
					für Fahrzeuge mit Einfachbereifung hinten; Trommelbremse; ↓	1	24.3727-0637.2 580637	L= 2.730
FORD - TRANSIT Bus (FD_ , FB_ , FS_ , FZ_ , FC_) 01/00→05/06								
 Radbremszylinder								
2.0 DI	55 - 74	08/00→05/06	➔				24.3225-1103.3 020346	GG
2.0 TDCi	92	08/02→05/06						
2.3 16V RWD	107	08/00→05/06						
2.4 DI	66	01/00→05/06						
2.4 DI RWD	55 - 88	01/00→05/06						
2.4 TDCi	101	03/04→05/06						
2.4 TDE	85 - 92	07/01→05/06						
Zubehörsatz, Bremsbacken								
2.0 DI	55 - 74	08/00→05/06	➔				03.0137-9268.2 669268	
2.0 TDCi	92	08/02→05/06						
2.3 16V RWD	107	08/00→05/06						
2.4 DI	66	01/00→05/06						
2.4 DI RWD	55 - 88	01/00→05/06						
2.4 TDCi	101	03/04→05/06						
2.4 TDE	85 - 92	07/01→05/06						
Bremstrommel								
2.0 DI	55 - 74	08/00→05/06	➔		Baumuster: 260/280/300		24.0225-4016.1 480171	Ø 292 x 60 / 256
2.0 TDCi	92	08/02→05/06	➔		Baumuster: 330/350		24.0228-0004.1 480173	Ø 314 x 80,5 / 282
2.3 16V RWD	107	08/00→05/06	➔		für Einfachbereifung		24.0228-0004.1 480173	Ø 314 x 80,5 / 282
2.4 DI	66	01/00→05/06						
2.4 DI RWD	55 - 88	01/00→05/06						
2.4 TDCi	101	03/04→05/06						
2.4 TDE	85 - 92	07/01→05/06						
Bremsbackensatz								
2.0 DI	55 - 74	08/00→05/06	➔				03.0137-0411.2 650411	Ø 280 x 65 + HEB
2.0 TDCi	92	08/02→05/06					03.0137-0427.2 650427	Ø 254 x 52 + HEB
							03.0520-1125.3 691125	Ø 254 x 52 + RZ / + Zub TopKit
2.3 16V RWD	107	08/00→05/06	➔				03.0137-0411.2 650411	Ø 280 x 65 + HEB
2.4 DI	66	01/00→05/06					03.0520-1225.3 691225	Ø 280 x 65 + RZ / + Zub TopKit
2.4 DI RWD	55 - 88	01/00→05/06						
2.4 TDCi	101	03/04→05/06						
2.4 TDE	85 - 92	07/01→05/06						
FORD - TRANSIT Bus (FD_ , FB_ , FS_ , FZ_ , FC_) 04/06→12/14								
 Radbremszylinder								
2.2 TDCi	63	04/06→08/14	➔	05/06→			24.3225-1103.3 020346	GG
2.2 TDCi	74 - 103	04/06→08/14	➔				24.3225-1103.3 020346	GG
→								











	kW					! #		
FORD - TRANSIT Bus (FD_, FB_, FS_, FZ_, FC_) 04/06→12/14								
Zubehörsatz, Bremsbacken								
2.2 TDCi	63	04/06→08/14	➔	05/06→			03.0137-9268.2	669268
2.2 TDCi	74 - 103	04/06→08/14	➔				03.0137-9268.2	669268
 Bremstrommel								
2.2 TDCi	63	04/06→08/14	➔	05/06→			24.0225-4016.1	480171 Ø 292 x 60 / 256
2.2 TDCi	74 - 103	04/06→08/14	➔				24.0225-4016.1	480171 Ø 292 x 60 / 256
 Bremsbackensatz								
2.2 TDCi	63	04/06→08/14	➔	05/06→			03.0137-0427.2	650427 Ø 254 x 52 + HEB
							03.0520-1125.3	691125 Ø 254 x 52 + RZ / + Zub TopKit
2.2 TDCi	74 - 103	04/06→08/14	➔				03.0137-0427.2	650427 Ø 254 x 52 + HEB
							03.0520-1125.3	691125 Ø 254 x 52 + RZ / + Zub TopKit
FORD - TRANSIT CONNECT (P65_, P70_, P80_) 06/02→								
 Radbremszylinder								
1.8 16V	85	06/02→12/13	➔				24.3220-1740.3	020553 ALU
1.8 16V LPG	85	06/02→12/13						
1.8 Di	55	06/02→12/13						
1.8 TDCi	66 - 81	06/02→12/13						
Zubehörsatz, Bremsbacken								
1.8 16V	85	06/02→12/13	➔				03.0137-9279.2	669279
1.8 16V LPG	85	06/02→12/13						
1.8 Di	55	06/02→12/13						
1.8 TDCi	66 - 81	06/02→12/13						
 Bremstrommel								
1.8 16V	85	06/02→12/13	➔				24.0222-8033.1	480181 Ø 279 x 68 / 229,6
1.8 16V LPG	85	06/02→12/13						
1.8 Di	55	06/02→12/13						
1.8 TDCi	66 - 81	06/02→12/13						
 Bremsbackensatz								
1.8 16V	85	06/02→12/13	➔				03.0137-0438.2	650438 Ø 228 x 57 + HEB
1.8 16V LPG	85	06/02→12/13					03.0520-8020.3	698020 AP Ø 228 x 57 + RZ / + Zub TopKit
1.8 Di	55	06/02→12/13						
1.8 TDCi	66 - 81	06/02→12/13						
FORD - TRANSIT COURIER B460 Großraumlimousine 02/14→								
 Radbremszylinder								
1.0 EcoBoost	74	02/14→	➔		2		24.3222-1748.3	020600 ALU
1.5 EcoBlue	74	04/18→						
1.5 TDCi	55 - 70	02/14→						
1.6 TDCi	70	02/14→						
Zubehörsatz, Bremsbacken								
1.0 EcoBoost	74	02/14→	➔				03.0137-9313.2	669313
1.5 EcoBlue	74	04/18→						
1.5 TDCi	55 - 70	02/14→						
1.6 TDCi	70	02/14→						
 Bremsbackensatz								
1.0 EcoBoost	74	02/14→	➔				03.0137-0512.2	650512 Ø 228 x 42 + HEB
1.5 EcoBlue	74	04/18→						
1.5 TDCi	55 - 70	02/14→						
1.6 TDCi	70	02/14→						
 Seilzug, Feststellbremse								
1.0 EcoBoost	74	02/14→		Trommelbremse; ⚠	1		24.3727-0679.2	580679 L= 408
1.5 TDCi	55 - 70	02/14→						
1.6 TDCi	70	02/14→						
1.5 EcoBlue	74	04/18→		Trommelbremse; ⚠			24.3727-0679.2	580679 L= 408














	kW					! #		
FORD - TRANSIT COURIER B460 Kasten/Großraumlimousine 02/14→								
 Radbremszylinder								
1.0 EcoBoost 1.5 TDCi	74 55 - 70	02/14→ 02/14→	➔				24.3222-1748.3 020600	ALU
1.6 TDCi	70	02/14→						
1.5 EcoBlue	74	04/18→	➔			2	24.3222-1748.3 020600	ALU
Zubehörsatz, Bremsbacken								
1.0 EcoBoost 1.5 EcoBlue 1.5 TDCi	74 74 55 - 70	02/14→ 04/18→ 02/14→	➔				03.0137-9313.2 669313	
1.6 TDCi	70	02/14→						
 Bremsbackensatz								
1.0 EcoBoost 1.5 EcoBlue 1.5 TDCi	74 74 55 - 70	02/14→ 04/18→ 02/14→	➔				03.0137-0512.2 650512	Ø 228 x 42 + HEB
1.6 TDCi	70	02/14→						
 Seilzug, Feststellbremse								
1.0 EcoBoost 1.5 TDCi	74 55 - 70	02/14→ 02/14→		Trommelbremse; 	1		24.3727-0679.2 580679	L= 408
1.6 TDCi	70	02/14→						
1.5 EcoBlue	74	04/18→		Trommelbremse; 			24.3727-0679.2 580679	L= 408
FORD - TRANSIT CUSTOM V362 Bus (F3) 04/12→								
 Seilzug, Feststellbremse								
2.0 EcoBlue	77 - 125	12/15→		→ 04/16; für verkürzten Radstand; <input type="checkbox"/>			24.3727-0682.2 580682	L= 1.376
				→ 04/16; für verlängerten Radstand; <input type="checkbox"/>			24.3727-0683.2 580683	L= 1.545
				→ 04/16; für verlängerten Radstand; <input type="checkbox"/>			24.3727-0684.2 580684	L= 1.336
2.2 TDCi	74 - 114	04/12→12/15		für verkürzten Radstand; <input type="checkbox"/>			24.3727-0682.2 580682	L= 1.376
				für verlängerten Radstand; <input type="checkbox"/>			24.3727-0683.2 580683	L= 1.545
				für verlängerten Radstand; <input type="checkbox"/>			24.3727-0684.2 580684	L= 1.336
FORD - TRANSIT CUSTOM V362 Kasten (FY, FZ) 09/12→								
 Seilzug, Feststellbremse								
2.0 EcoBlue	77 - 125	12/15→		→ 04/16; für verkürzten Radstand; <input type="checkbox"/>			24.3727-0681.2 580681	L= 1.377
				→ 04/16; für verlängerten Radstand; <input type="checkbox"/>			24.3727-0683.2 580683	L= 1.545
				→ 04/16; für verlängerten Radstand; <input type="checkbox"/>			24.3727-0684.2 580684	L= 1.336
2.2 TDCi	74 - 114	09/12→04/16		für verkürzten Radstand; <input type="checkbox"/>			24.3727-0681.2 580681	L= 1.377
				für verlängerten Radstand; <input type="checkbox"/>			24.3727-0683.2 580683	L= 1.545
				für verlängerten Radstand; <input type="checkbox"/>			24.3727-0684.2 580684	L= 1.336
FORD - TRANSIT Kasten (E_ _) 06/94→12/00								
 Radbremszylinder								
2.0	84	06/94→03/00	➔	Baumuster: 80/100S/100L/115/120			24.3222-1124.3 020344	GG
			➔	Baumuster: 190/190A/190EF			24.3225-1103.3 020346	GG
2.5 DI	51 - 85	06/94→03/00	➔	Baumuster: 80/100S/100L/115 / 120/130/150S/150			24.3220-1121.3 020343	GG
2.5 TD	55 - 63	06/94→03/00	➔	Baumuster: 190/190A/190EF			24.3225-1103.3 020346	GG
2.5 TDI	74	06/94→03/00						
Zubehörsatz, Bremsbacken								
2.0 2.5 DI	84 51 - 85	06/94→03/00 06/94→03/00	➔	Baumuster: 80/100S/100L/115/120; für Einfachbereifung			03.0137-9193.2 669193	
2.5 TD	55 - 63	06/94→03/00	➔	Baumuster: 130/150S/150L / 190/190A/ 190EF; für Doppelbereifung			03.0137-9194.2 669194	
2.5 TDI	74	06/94→03/00						
 Bremstrommel								
2.0 2.5 DI	84 51 - 85	06/94→03/00 06/94→03/00	➔	Baumuster: 80/100S/100L/115/120; für Einfachbereifung			24.0225-4004.1 480069	Ø 292 x 57,5 / 256
2.5 TD	55 - 63	06/94→03/00	➔	Baumuster: 130/150S/150L / 190/190A/ 190EF; für Doppelbereifung			24.0228-0001.1 480068	Ø 315 x 75,5 / 282
2.5 TDI	74	06/94→03/00						










	kw			 	! #		
FORD - TRANSIT Kasten (E_) 06/94→12/00							
 Bremsbackensatz							
2.0 2.5 DI	84 51 -	06/94→03/00 06/94→03/00	➔	Baumuster: 80/100S/100L/115/120; für Einfachbereifung		03.0137-0331.2 650331	Ø 254 x 52
2.5 TD 2.5 TDI	85 55 - 63 74	06/94→03/00 06/94→03/00	➔	Baumuster: 130/150S/150L / 190/190A/ 190EF; für Doppelbereifung		03.0137-0332.2 650332	Ø 280 x 65
 Seilzug, Feststellbremse							
2.0 2.5 DI	84 51 -	06/94→03/00 06/94→03/00		für Fahrzeuge mit Einfachbereifung hinten; Trommelbremse; ↓	1	24.3727-0636.2 580636	L= 2.823
2.5 TD 2.5 TDI	85 55 - 63 74	06/94→03/00 06/94→03/00		für Fahrzeuge mit Doppelbereifung hinten; Trommelbremse; ↓	1	24.3727-0637.2 580637	L= 2.730
FORD - TRANSIT Kasten (FA_) 04/06→12/14							
 Radbremszylinder							
2.2 TDCi	63 - 103	04/06→08/14	➔			24.3225-1103.3 020346	GG
Zubehörsatz, Bremsbacken							
2.2 TDCi	63 - 103	04/06→08/14	➔			03.0137-9268.2 669268	
 Bremstrommel							
2.2 TDCi	63 - 103	04/06→08/14	➔			24.0225-4016.1 480171	Ø 292 x 60 / 256
 Bremsbackensatz							
2.2 TDCi	63 - 103	04/06→08/14	➔			03.0137-0427.2 650427 03.0520-1125.3 691125	Ø 254 x 52 + HEB Ø 254 x 52 + RZ / + Zub TopKit
FORD - TRANSIT Kasten (FA_) 01/00→05/06							
 Radbremszylinder							
2.0 DI 2.0 TDCi 2.3 2.3 16V RWD 2.3 BiFuel 2.4 DI 2.4 DI RWD 2.4 TD 2.4 TDCi 2.4 TDE	55 - 74 92 105 107 105 66 55 - 88 55 101 85 - 92	08/00→05/06 08/02→05/06 03/01→03/06 04/01→05/06 03/01→03/06 01/00→05/06 01/00→05/06 08/00→08/03 03/04→05/06 07/01→05/06	➔			24.3225-1103.3 020346	GG
Zubehörsatz, Bremsbacken							
2.0 DI 2.0 TDCi 2.3 2.3 16V RWD 2.3 BiFuel 2.4 DI 2.4 DI RWD 2.4 TD 2.4 TDCi 2.4 TDE	55 - 74 92 105 107 105 66 55 - 88 55 101 85 - 92	08/00→05/06 08/02→05/06 03/01→03/06 04/01→05/06 03/01→03/06 01/00→05/06 01/00→05/06 08/00→08/03 03/04→05/06 07/01→05/06	➔			03.0137-9268.2 669268	
 Bremstrommel							
2.0 DI 2.0 TDCi 2.3 2.3 BiFuel 2.4 TD 2.4 TDCi 2.4 TDE	55 - 74 92 105 105 55 101 85 - 92	08/00→05/06 08/02→05/06 03/01→03/06 03/01→03/06 08/00→08/03 03/04→05/06 07/01→05/06	➔	Baumuster: 260/280/300		24.0225-4016.1 480171	Ø 292 x 60 / 256
2.0 TDCi 2.3 2.3 BiFuel 2.4 TD 2.4 TDCi 2.4 TDE	92 105 105 55 101 85 - 92	08/02→05/06 03/01→03/06 03/01→03/06 08/00→08/03 03/04→05/06 07/01→05/06	➔	Baumuster: 330/350		24.0228-0004.1 480173	Ø 314 x 80,5 / 282
2.3 16V RWD 2.4 DI 2.4 DI RWD →	107 66 55 - 88	04/01→05/06 01/00→05/06 01/00→05/06	➔	für Einfachbereifung		24.0228-0004.1 480173	Ø 314 x 80,5 / 282




















	kw					! #		
FORD - TRANSIT Kasten (FA_ _) 01/00→05/06								
 Bremsbackensatz								
2.0 DI	55 - 74	08/00→05/06	➔			03.0137-0427.2 650427		Ø 254 x 52 + HEB
2.0 TDCi	92	08/02→05/06				03.0520-1125.3 691125		Ø 254 x 52 + RZ / + Zub TopKit
2.4 TD	55	08/00→08/03						
2.3	105	03/01→03/06	➔			03.0137-0427.2 650427		Ø 254 x 52 + HEB
2.3 BiFuel	105	03/01→03/06				03.0520-1225.3 691225		Ø 280 x 65 + RZ / + Zub TopKit
2.3 16V RWD	107	04/01→05/06	➔			03.0137-0411.2 650411		Ø 280 x 65 + HEB
2.4 DI	66	01/00→05/06				03.0520-1225.3 691225		Ø 280 x 65 + RZ / + Zub TopKit
2.4 DI RWD	55 - 88	01/00→05/06						
2.4 TDCi	101	03/04→05/06	➔			03.0137-0411.2 650411		Ø 280 x 65 + HEB
2.4 TDE	85 - 92	07/01→05/06				03.0137-0427.2 650427		Ø 254 x 52 + HEB
						03.0520-1225.3 691225		Ø 280 x 65 + RZ / + Zub TopKit
FORD - TRANSIT Pritsche/Fahrgestell (E_ _) 08/94→07/00								
 Radbremszylinder								
2.0	84	08/94→03/00	➔	Baumuster: 80/100S/100L/115/120		24.3222-1124.3 020344		GG
			➔	Baumuster: 190/190A/190EF		24.3225-1103.3 020346		GG
2.5 DI	51 - 85	08/94→03/00	➔	Baumuster: 80/100S/100L/115 / 120/130/150S/150		24.3220-1121.3 020343		GG
2.5 TD	63 - 74	08/94→03/00	➔	Baumuster: 190/190A/190EF		24.3225-1103.3 020346		GG
Zubehörsatz, Bremsbacken								
2.0	84	08/94→03/00	➔	Baumuster: 80/100S/100L/115/120; für Einfachbereifung		03.0137-9193.2 669193		
2.5 DI	51 - 85	08/94→03/00	➔	Baumuster: 130/150S/150L / 190/190A/190EF; für Doppelbereifung		03.0137-9194.2 669194		
2.5 TD	63 - 74	08/94→03/00	➔					
 Bremstrommel								
2.0	84	08/94→03/00	➔	Baumuster: 80/100S/100L/115/120; für Einfachbereifung		24.0225-4004.1 480069		Ø 292 x 57,5 / 256
2.5 DI	51 - 85	08/94→03/00	➔	Baumuster: 130/150S/150L / 190/190A/190EF; für Doppelbereifung		24.0228-0001.1 480068		Ø 315 x 75,5 / 282
2.5 TD	63 - 74	08/94→03/00	➔					
 Bremsbackensatz								
2.0	84	08/94→03/00	➔	Baumuster: 80/100S/100L/115/120; für Einfachbereifung		03.0137-0331.2 650331		Ø 254 x 52
2.5 DI	51 - 85	08/94→03/00	➔	Baumuster: 130/150S/150L / 190/190A/190EF; für Doppelbereifung		03.0137-0332.2 650332		Ø 280 x 65
2.5 TD	63 - 74	08/94→03/00	➔					
 Seilzug, Feststellbremse								
2.0	84	08/94→03/00		für Fahrzeuge mit Einfachbereifung hinten; Trommelbremse; ⚠	1	24.3727-0636.2 580636		L= 2.823
2.5 DI	51 - 85	08/94→03/00		für Fahrzeuge mit Doppelbereifung hinten; Trommelbremse; ⚠	1	24.3727-0637.2 580637		L= 2.730
2.5 TD	63 - 74	08/94→03/00						
FORD - TRANSIT Pritsche/Fahrgestell (FM_ _, FN_ _, FF_ _) 04/06→12/14								
 Radbremszylinder								
2.2 TDCi	63 - 103	04/06→08/14	➔			24.3225-1103.3 020346		GG
Zubehörsatz, Bremsbacken								
2.2 TDCi	63 - 103	04/06→08/14	➔			03.0137-9268.2 669268		
2.2 TDCi RWD	74	10/11→08/14						
 Bremstrommel								
2.2 TDCi	63 - 103	04/06→08/14	➔			24.0225-4016.1 480171		Ø 292 x 60 / 256
 Bremsbackensatz								
2.2 TDCi	63 - 103	04/06→08/14	➔			03.0137-0427.2 650427		Ø 254 x 52 + HEB
						03.0520-1125.3 691125		Ø 254 x 52 + RZ / + Zub TopKit

















	kW			 	! #		
FORD - TRANSIT Pritsche/Fahrgestell (FM_-, FN_-) 01/00→05/06							
 Radbremszylinder							
2.0 DI	55 - 74	08/00→05/06	➔			24.3225-1103.3 020346	GG
2.0 TDCi	92	08/02→05/06					
2.3 16V	107	04/01→05/06					
2.3 BiFuel	105	03/01→03/06					
2.4 DI	55 - 88	01/00→05/06					
2.4 TDCi	101	03/04→05/06					
2.4 TDE	85 - 92	07/01→05/06					
Zubehörsatz, Bremsbacken							
2.0 DI	55 - 74	08/00→05/06	➔			03.0137-9268.2 669268	
2.0 TDCi	92	08/02→05/06					
2.3 16V	107	04/01→05/06					
2.3 BiFuel	105	03/01→03/06					
2.4 DI	55 - 88	01/00→05/06					
2.4 TDCi	101	03/04→05/06					
2.4 TDE	85 - 92	07/01→05/06					
 Bremstrommel							
2.0 DI	55 - 74	08/00→05/06	➔	Baumuster: 260/280/300		24.0225-4016.1 480171	Ø 292 x 60 / 256
2.0 TDCi	92	08/02→05/06	➔	Baumuster: 330/350		24.0228-0004.1 480173	Ø 314 x 80,5 / 282
2.3 16V	107	04/01→05/06	➔	für Einfachbereifung		24.0228-0004.1 480173	Ø 314 x 80,5 / 282
2.3 BiFuel	105	03/01→03/06					
2.4 DI	55 - 88	01/00→05/06					
2.4 TDCi	101	03/04→05/06					
2.4 TDE	85 - 92	07/01→05/06					
 Bremsbackensatz							
2.0 DI	55 - 74	08/00→05/06	➔			03.0137-0427.2 650427	Ø 254 x 52 + HEB
2.0 TDCi	92	08/02→05/06				03.0520-1125.3 691125	Ø 254 x 52 + RZ / + Zub TopKit
2.3 16V	107	04/01→05/06	➔			03.0137-0411.2 650411	Ø 280 x 65 + HEB
2.3 BiFuel	105	03/01→03/06				03.0520-1225.3 691225	Ø 280 x 65 + RZ / + Zub TopKit
2.4 DI	55 - 88	01/00→05/06					
2.4 TDCi	101	03/04→05/06					
2.4 TDE	85 - 92	07/01→05/06					
FORD - TRANSIT TOURNEO Bus 07/06→08/14							
 Radbremszylinder							
2.2	92	10/11→08/14	➔			24.3225-1103.3 020346	GG
2.2 TDCi	81 - 103	07/06→08/14					
Zubehörsatz, Bremsbacken							
2.2	92	10/11→08/14	➔			03.0137-9268.2 669268	
2.2 TDCi	81 - 103	07/06→08/14					
 Bremstrommel							
2.2	92	10/11→08/14	➔			24.0225-4016.1 480171	Ø 292 x 60 / 256
2.2 TDCi	81 - 103	07/06→08/14					
 Bremsbackensatz							
2.2	92	10/11→08/14	➔			03.0137-0427.2 650427	Ø 254 x 52 + HEB
2.2 TDCi	81 - 103	07/06→08/14				03.0520-1125.3 691125	Ø 254 x 52 + RZ / + Zub TopKit
FORD - TRANSIT TOURNEO Bus 08/94→12/00							
 Radbremszylinder							
2.0	84	11/94→12/00	➔	09/95→ 03/00; Baumuster: 80/100S/100L/115/120		24.3222-1124.3 020344	GG
			➔	09/95→ 03/00; Baumuster: 190/190A/190EF		24.3225-1103.3 020346	GG
2.4 D	55	08/94→06/00	➔	→ 03/00		24.3220-1121.3 020343	GG
→							















	kw			 	! #		
FORD - TRANSIT TOURNEO Bus 08/94→12/00							
 Radbremszylinder							
2.5 DI	51	11/94→12/00	➡	→ 03/00; Baumuster: 80/100S/100L/115 / 120/130/150S/150	24.3220-1121.3	020343	GG
2.5 TD	56 74	04/98→12/00	➡	→ 03/00; Baumuster: 190/190A/190EF	24.3225-1103.3	020346	GG
2.5 TD	63	11/94→12/00	➡	01/95→ 03/00; Baumuster: 80/100S/100L/115 / 120/130/150S/150	24.3220-1121.3	020343	GG
			➡	01/95→ 03/00; Baumuster: 190/190A/190EF	24.3225-1103.3	020346	GG
Zubehörsatz, Bremsbacken							
2.0	84	11/94→12/00	➡	09/95→ 03/00; Baumuster: 80/100S/100L/115/120; für Einfachbereifung	03.0137-9193.2	669193	
			➡	09/95→ 03/00; Baumuster: 130/150S/150L / 190/190A/ 190EF; für Doppelbereifung	03.0137-9194.2	669194	
2.4 D	55	08/94→06/00	➡	→ 03/00; für Einfachbereifung	03.0137-9193.2	669193	
			➡	→ 03/00; für Doppelbereifung	03.0137-9194.2	669194	
2.5 DI	51 - 56	11/94→12/00	➡	→ 03/00; Baumuster: 80/100S/100L/115/120; für Einfachbereifung	03.0137-9193.2	669193	
2.5 TD	74	04/98→12/00	➡	→ 03/00; Baumuster: 130/150S/150L / 190/190A/ 190EF; für Doppelbereifung	03.0137-9194.2	669194	
2.5 TD	63	11/94→12/00	➡	01/95→ 03/00; Baumuster: 80/100S/100L/115/120; für Einfachbereifung	03.0137-9193.2	669193	
			➡	01/95→ 03/00; Baumuster: 130/150S/150L / 190/190A/ 190EF; für Doppelbereifung	03.0137-9194.2	669194	
 Bremstrommel							
2.0	84	11/94→12/00	➡	09/95→ 03/00; Baumuster: 80/100S/100L/115/120; für Einfachbereifung	24.0225-4004.1	480069	Ø 292 x 57,5 / 256
			➡	09/95→ 03/00; Baumuster: 130/150S/150L / 190/190A/ 190EF; für Doppelbereifung	24.0228-0001.1	480068	Ø 315 x 75,5 / 282
2.4 D	55	08/94→06/00	➡	→ 03/00; für Einfachbereifung	24.0225-4004.1	480069	Ø 292 x 57,5 / 256
			➡	→ 03/00; für Doppelbereifung	24.0228-0001.1	480068	Ø 315 x 75,5 / 282
2.5 DI	51 - 56	11/94→12/00	➡	→ 03/00; Baumuster: 80/100S/100L/115/120; für Einfachbereifung	24.0225-4004.1	480069	Ø 292 x 57,5 / 256
2.5 TD	74	04/98→12/00	➡	→ 03/00; Baumuster: 130/150S/150L / 190/190A/ 190EF; für Doppelbereifung	24.0228-0001.1	480068	Ø 315 x 75,5 / 282
2.5 TD	63	11/94→12/00	➡	01/95→ 03/00; Baumuster: 80/100S/100L/115/120; für Einfachbereifung	24.0225-4004.1	480069	Ø 292 x 57,5 / 256
			➡	01/95→ 03/00; Baumuster: 130/150S/150L / 190/190A/ 190EF; für Doppelbereifung	24.0228-0001.1	480068	Ø 315 x 75,5 / 282
 Bremsbackensatz							
2.0	84	11/94→12/00	➡	09/95→ 03/00; Baumuster: 80/100S/100L/115/120; für Einfachbereifung	03.0137-0331.2	650331	Ø 254 x 52
			➡	09/95→ 03/00; Baumuster: 130/150S/150L / 190/190A/ 190EF; für Doppelbereifung	03.0137-0332.2	650332	Ø 280 x 65
2.4 D	55	08/94→06/00	➡	→ 03/00; für Einfachbereifung	03.0137-0331.2	650331	Ø 254 x 52
			➡	→ 03/00; für Doppelbereifung	03.0137-0332.2	650332	Ø 280 x 65
2.5 DI	51 - 56	11/94→12/00	➡	→ 03/00; Baumuster: 80/100S/100L/115/120; für Einfachbereifung	03.0137-0331.2	650331	Ø 254 x 52
2.5 TD	74	04/98→12/00	➡	→ 03/00; Baumuster: 130/150S/150L / 190/190A/ 190EF; für Doppelbereifung	03.0137-0332.2	650332	Ø 280 x 65
2.5 TD	63	11/94→12/00	➡	01/95→ 03/00; Baumuster: 80/100S/100L/115/120; für Einfachbereifung	03.0137-0331.2	650331	Ø 254 x 52
→							
















	kw					! #		
FORD - TRANSIT TOURNEO Bus 08/94→12/00								
 Bremsbackensatz								
2.5 TD	63	11/94→12/00	➔	01/95→03/00; Baumuster: 130/150S/150L / 190/190A/ 190EF; für Doppelbereifung			03.0137-0332.2 650332	Ø 280 x 65
 Seilzug, Feststellbremse								
2.0	84	11/94→12/00		09/95→03/00; für Fahrzeuge mit Einfachbereifung hinten; Trommelbremse; ⬇	1	24.3727-0636.2 580636	L= 2.823	
				09/95→03/00; für Fahrzeuge mit Doppelbereifung hinten; Trommelbremse; ⬇	1	24.3727-0637.2 580637	L= 2.730	
2.4 D 2.5 DI	55 51 -	08/94→06/00 11/94→12/00		→ 03/00; für Fahrzeuge mit Einfachbereifung hinten; Trommelbremse; ⬇	1	24.3727-0636.2 580636	L= 2.823	
2.5 TD	56 74	04/98→12/00		→ 03/00; für Fahrzeuge mit Doppelbereifung hinten; Trommelbremse; ⬇	1	24.3727-0637.2 580637	L= 2.730	
2.5 TD	63	11/94→12/00		01/95→03/00; für Fahrzeuge mit Einfachbereifung hinten; Trommelbremse; ⬇	1	24.3727-0636.2 580636	L= 2.823	
				01/95→03/00; für Fahrzeuge mit Doppelbereifung hinten; Trommelbremse; ⬇	1	24.3727-0637.2 580637	L= 2.730	
FORD - TRANSIT TOURNEO Bus (FC_) 06/00→03/06								
 Radbremszylinder								
2.0	55 - 92	06/00→03/06	➔				24.3225-1103.3 020346	GG
Zubehörsatz, Bremsbacken								
2.0	55 - 92	06/00→03/06	➔				03.0137-9268.2 669268	
 Bremstrommel								
2.0	55 - 92	06/00→03/06	➔	Baumuster: 260/280/300			24.0225-4016.1 480171	Ø 292 x 60 / 256
			➔	Baumuster: 330/350			24.0228-0004.1 480173	Ø 314 x 80,5 / 282
 Bremsbackensatz								
2.0	55 - 92	06/00→03/06	➔				03.0137-0427.2 650427 03.0520-1125.3 691125	Ø 254 x 52 + HEB Ø 254 x 52 + RZ / + Zub TopKit
FORD - TRANSIT V363 Bus (FAD, FBD) 08/13→								
 Seilzug, Feststellbremse								
2.0 EcoBlue	77 - 125	03/16→		für Fahrzeuge mit Einfachbereifung hinten; Pritsche/Doppelk.; ☐			24.3727-0683.2 580683	L= 1.545
2.2 TDCi	114	12/14→12/18		für Fahrzeuge mit Einfachbereifung hinten; Pritsche/Doppelk.; ☐			24.3727-0684.2 580684	L= 1.336
2.2 TDCi All-wheel Drive	114	08/15→12/18		für Fahrzeuge mit Einfachbereifung hinten; für verlängerten Radstand; ☐			24.3727-0685.2 580685	L= 1.570
				für Fahrzeuge mit Einfachbereifung hinten; für verkürzten Radstand; ☐			24.3727-0686.2 580686	L= 1.190
				für Fahrzeuge mit Einfachbereifung hinten; für verkürzten Radstand; ☐			24.3727-0687.2 580687	L= 1.360
				für Fahrzeuge mit Einfachbereifung hinten; für verlängerten Radstand; ☐			24.3727-0688.2 580688	L= 1.490
2.2 TDCi	74	08/13→12/18		für Fahrzeuge mit Einfachbereifung hinten; für verkürzten Radstand; ☐			24.3727-0686.2 580686	L= 1.190
				für Fahrzeuge mit Einfachbereifung hinten; für verkürzten Radstand; ☐			24.3727-0687.2 580687	L= 1.360
				für Fahrzeuge mit Einfachbereifung hinten; für verlängerten Radstand; ☐			24.3727-0688.2 580688	L= 1.490
2.2 TDCi	92	08/13→12/18		für Fahrzeuge mit Einfachbereifung hinten; für verlängerten Radstand; ☐			24.3727-0685.2 580685	L= 1.570
2.2 TDCi 4x4	92	08/13→12/18		für Fahrzeuge mit Einfachbereifung hinten; für verlängerten Radstand; ☐			24.3727-0686.2 580686	L= 1.190
2.2 TDCi RWD	74 - 114	08/13→12/18		für Fahrzeuge mit Einfachbereifung hinten; für verkürzten Radstand; ☐			24.3727-0687.2 580687	L= 1.360
				für Fahrzeuge mit Einfachbereifung hinten; für verlängerten Radstand; ☐			24.3727-0688.2 580688	L= 1.490












	kw			 	! #		
FORD - TRANSIT V363 Kasten (FCD, FDD) 08/13→							
 Seilzug, Feststellbremse							
2.0 EcoBlue	77 - 125	03/16→		für Fahrzeuge mit Einfachbereifung hinten; Pritsche/Doppelk.; <input type="checkbox"/>	24.3727-0683.2	580683	L= 1.545
2.0 EcoBlue 4x4	96 - 125	01/17→		für Fahrzeuge mit Einfachbereifung hinten; Pritsche/Doppelk.; <input type="checkbox"/>	24.3727-0684.2	580684	L= 1.336
2.0 EcoBlue RWD	77 - 125	03/16→		für Fahrzeuge mit Einfachbereifung hinten; für verlängerten Radstand; <input type="checkbox"/>	24.3727-0685.2	580685	L= 1.570
2.2 TDCi 4x4	114	08/15→12/18		für Fahrzeuge mit Einfachbereifung hinten; für verkürzten Radstand; <input type="checkbox"/>	24.3727-0686.2	580686	L= 1.190
				für Fahrzeuge mit Einfachbereifung hinten; für verkürzten Radstand; <input type="checkbox"/>	24.3727-0687.2	580687	L= 1.360
				für Fahrzeuge mit Einfachbereifung hinten; für verlängerten Radstand; <input type="checkbox"/>	24.3727-0688.2	580688	L= 1.490
2.2 TDCi	74 - 114	08/13→12/18		für Fahrzeuge mit Einfachbereifung hinten; für verlängerten Radstand; <input type="checkbox"/>	24.3727-0685.2	580685	L= 1.570
2.2 TDCi 4x4	92	08/13→12/18		für Fahrzeuge mit Einfachbereifung hinten; für verkürzten Radstand; <input type="checkbox"/>	24.3727-0686.2	580686	L= 1.190
2.2 TDCi RWD	74 - 114	08/13→12/18		für Fahrzeuge mit Einfachbereifung hinten; für verkürzten Radstand; <input type="checkbox"/>	24.3727-0687.2	580687	L= 1.360
				für Fahrzeuge mit Einfachbereifung hinten; für verlängerten Radstand; <input type="checkbox"/>	24.3727-0688.2	580688	L= 1.490
FORD - TRANSIT V363 Pritsche/Fahrgestell (FED, FFD) 08/13→							
 Seilzug, Feststellbremse							
2.0 EcoBlue	77 - 125	03/16→		für Fahrzeuge mit Einfachbereifung hinten; Pritsche/Doppelk.; <input type="checkbox"/>	24.3727-0683.2	580683	L= 1.545
2.0 EcoBlue 4x4	96 - 125	01/17→		für Fahrzeuge mit Einfachbereifung hinten; Pritsche/Doppelk.; <input type="checkbox"/>	24.3727-0684.2	580684	L= 1.336
2.0 EcoBlue RWD	77 - 125	03/16→		für Fahrzeuge mit Einfachbereifung hinten; für verlängerten Radstand; <input type="checkbox"/>	24.3727-0685.2	580685	L= 1.570
				für Fahrzeuge mit Einfachbereifung hinten; für verkürzten Radstand; <input type="checkbox"/>	24.3727-0686.2	580686	L= 1.190
				für Fahrzeuge mit Einfachbereifung hinten; für verkürzten Radstand; <input type="checkbox"/>	24.3727-0687.2	580687	L= 1.360
				für Fahrzeuge mit Einfachbereifung hinten; für verlängerten Radstand; <input type="checkbox"/>	24.3727-0688.2	580688	L= 1.490
2.2 TDCi	74 - 92	08/13→12/18		für Fahrzeuge mit Einfachbereifung hinten; <input type="checkbox"/>	24.3727-0683.2	580683	L= 1.545
2.2 TDCi 4x4	92 - 114	08/13→12/18		für Fahrzeuge mit Einfachbereifung hinten; <input type="checkbox"/>	24.3727-0684.2	580684	L= 1.336
2.2 TDCi RWD	74 - 99	08/13→12/18		für Fahrzeuge mit Einfachbereifung hinten; für verlängerten Radstand; <input type="checkbox"/>	24.3727-0685.2	580685	L= 1.570
				für Fahrzeuge mit Einfachbereifung hinten; für verkürzten Radstand; <input type="checkbox"/>	24.3727-0686.2	580686	L= 1.190
				für Fahrzeuge mit Einfachbereifung hinten; für verkürzten Radstand; <input type="checkbox"/>	24.3727-0687.2	580687	L= 1.360
				für Fahrzeuge mit Einfachbereifung hinten; für verlängerten Radstand; <input type="checkbox"/>	24.3727-0688.2	580688	L= 1.490
2.2 TDCi	114	08/13→12/18		05/14→; für Fahrzeuge mit Einfachbereifung hinten; Pritsche/Doppelk.; <input type="checkbox"/>	24.3727-0683.2	580683	L= 1.545
				05/14→; für Fahrzeuge mit Einfachbereifung hinten; Pritsche/Doppelk.; <input type="checkbox"/>	24.3727-0684.2	580684	L= 1.336
				für Fahrzeuge mit Einfachbereifung hinten; für verlängerten Radstand; <input type="checkbox"/>	24.3727-0685.2	580685	L= 1.570
				für Fahrzeuge mit Einfachbereifung hinten; für verkürzten Radstand; <input type="checkbox"/>	24.3727-0686.2	580686	L= 1.190
				für Fahrzeuge mit Einfachbereifung hinten; für verkürzten Radstand; <input type="checkbox"/>	24.3727-0687.2	580687	L= 1.360
				05/14→; für Fahrzeuge mit Einfachbereifung hinten; für verlängerten Radstand; <input type="checkbox"/>	24.3727-0688.2	580688	L= 1.490
2.2 TDCi RWD	92 - 114	08/13→12/18		für Fahrzeuge mit Einfachbereifung hinten; <input type="checkbox"/>	24.3727-0683.2	580683	L= 1.545
				für Fahrzeuge mit Einfachbereifung hinten; <input type="checkbox"/>	24.3727-0684.2	580684	L= 1.336
				für Fahrzeuge mit Einfachbereifung hinten; für verlängerten Radstand; <input type="checkbox"/>	24.3727-0685.2	580685	L= 1.570
				für Fahrzeuge mit Einfachbereifung hinten; für verkürzten Radstand; <input type="checkbox"/>	24.3727-0686.2	580686	L= 1.190
				für Fahrzeuge mit Einfachbereifung hinten; für verkürzten Radstand; <input type="checkbox"/>	24.3727-0687.2	580687	L= 1.360


















	kw			 	! #		
FORD - TRANSIT V363 Pritsche/Fahrgestell (FED, FFD) 08/13→							
 Seilzug, Feststellbremse							
2.2 TDCi RWD	92 - 114	08/13→12/18		05/14→; für Fahrzeuge mit Einfachbereifung hinten; für verlängerten Radstand; <input type="checkbox"/>		24.3727-0688.2 580688	L= 1.490
FSO - 126P 07/72→09/00							
 Radbremszylinder							
650	18	07/81→09/00	←	→ 07/90	2	24.3223-0802.3 020286	Fiat GG
			→	→ 07/90	2	24.3219-0801.3 020181	Fiat GG
Zubehörsatz, Bremsbacken							
650	18	07/81→09/00	←	→ 07/90		03.0137-9021.2 669021	Fiat
			→	→ 07/90		03.0137-9021.2 669021	Fiat
 Bremsbackensatz							
650	18	07/81→09/00	←	→ 07/90		03.0137-0015.2 650015	Fiat Ø 185 x 31
			→	→ 07/90		03.0137-0015.2 650015	Fiat Ø 185 x 31
HONDA - ACCORD VI (CK, CG, CH, CF) 03/97→12/03							
 Bremsbackensatz							
2.3	110	03/97→01/99	→			03.0137-0339.2 650339	Ø 203 x 38
HONDA - ACCORD VIII (CP) 09/07→							
 Bremsbackensatz, Feststellbremse							
2.0 i-VTEC	114	07/08→09/12	→			03.0137-4019.2 654019	Ø 190 x 26 + Zub
HONDA - ACCORD VIII (CU) 04/08→							
 Bremsbackensatz, Feststellbremse							
2.0 i	115	06/08→06/15	→	07/08→		03.0137-4019.2 654019	Ø 190 x 26 + Zub
2.2 i-DTEC	110 - 132	07/08→06/15	→			03.0137-4019.2 654019	Ø 190 x 26 + Zub
2.4 i	148	07/08→06/15					
3.5 i	202	07/08→					
HONDA - ACCORD VIII Kombi (CW) 07/08→							
 Bremsbackensatz, Feststellbremse							
2.0 i	115	07/08→06/15	→			03.0137-4019.2 654019	Ø 190 x 26 + Zub
2.2 i-DTEC	110	07/08→06/15					
2.2 i-DTEC	132	07/08→	→	→ 06/15		03.0137-4019.2 654019	Ø 190 x 26 + Zub
2.4 i	148	07/08→					
HONDA - ACCORD IX Coupe 09/12→							
 Bremsbackensatz, Feststellbremse							
2.4	138	09/12→	→			03.0137-4019.2 654019	Ø 190 x 26 + Zub
HONDA - ACCORD IX Stufenheck (CR) 09/12→							
 Bremsbackensatz, Feststellbremse							
2.4	129 - 141	09/12→	→			03.0137-4019.2 654019	Ø 190 x 26 + Zub
HONDA - AVANCIER (TA) 09/99→09/03							
 Bremsbackensatz, Feststellbremse							
2.3 4x4	110	09/99→09/03	→			03.0137-0442.2 650442	Ø 167 x 35
3.0 4x4	158	09/99→09/03					
HONDA - CAPA (GA) 01/98→09/02							
 Radbremszylinder							
1.5 16V	72	04/98→09/02	→	<input type="checkbox"/>		24.3217-1735.3 020567	ALU
			→	<input type="checkbox"/>		24.3217-1736.3 020568	ALU
 Bremsbackensatz							
1.5 16V	72	04/98→09/02	→			03.0137-0294.2 650294	Ø 200 x 36
















	kw					! #		
HONDA - CITY IV Stufenheck (GD_) 12/02→								
 Seilzug, Feststellbremse								
1.3	63	05/03→07/08			Scheibenbremse; <input type="checkbox"/>		24.3727-1608.2 581608	L= 1.634
1.5 i-DSI	81	10/04→07/08			Scheibenbremse; <input type="checkbox"/>		24.3727-1609.2 581609	L= 1.695
1.5 i-DSI 4WD	81	03/06→07/08						
1.5 i-DSI	66	12/02→07/08			10/05→; Scheibenbremse; <input type="checkbox"/>		24.3727-1608.2 581608	L= 1.634
1.5 i-DSI 4WD	66	12/02→07/08			10/05→; Scheibenbremse; <input type="checkbox"/>		24.3727-1609.2 581609	L= 1.695
HONDA - CITY IV Stufenheck (GE4) 11/02→03/09								
 Seilzug, Feststellbremse								
1.2	58 - 61	05/03→07/08			Scheibenbremse; <input type="checkbox"/>		24.3727-1608.2 581608	L= 1.634
1.3 i-DSI 4WD	63	11/02→07/08			Scheibenbremse; <input type="checkbox"/>		24.3727-1609.2 581609	L= 1.695
1.3 SES	63	05/03→07/08						
1.5 FF	70	09/04→09/05						
HONDA - CIVIC VI Aerodeck (MB, MC) 04/98→02/01								
 Radbremszylinder								
1.4 16V	55 - 66	04/98→02/01	➡		- ABS	2	24.3219-1743.3 020485	ALU
1.5 16V	84	04/98→02/01						
 Bremsbackensatz								
1.4 16V	55 - 66	04/98→02/01	➡		- ABS		03.0137-0339.2 650339	Ø 203 x 38
1.5 16V	84	04/98→02/01					03.0420-4519.3 684519	Ø 203 x 38 + RZ / + Zub Kit
HONDA - CIVIC VI Coupe (EJ, EM1) 03/96→12/00								
 Radbremszylinder								
1.6	79	05/96→04/99	➡	<input type="checkbox"/>			24.3219-1723.3 020427	ALU
1.6 i	77	03/96→03/00						
1.6 i Vtec	92	03/96→03/00	➡	<input type="checkbox"/>			24.3219-1724.3 020428	ALU
Zubehörsatz, Bremsbacken								
1.6	79	05/96→04/99	➡				03.0137-9097.2 669097	
1.6 i	77	03/96→03/00						
1.6 i Vtec	92	03/96→03/00						
 Bremsbackensatz								
1.6	79	05/96→04/99	➡				03.0137-0294.2 650294	Ø 200 x 36
1.6 i	77	03/96→03/00						
1.6 i Vtec	92	03/96→03/00						
HONDA - CIVIC VI Fastback (MA, MB) 09/94→02/01								
 Radbremszylinder								
1.4 i	55	09/95→02/01	➡		01/97→; - ABS	2	24.3219-1743.3 020485	ALU
1.4 i	66	06/95→02/01	➡		01/96→; - ABS	2	24.3219-1743.3 020485	ALU
1.5 16V	84	01/97→02/01	➡		- ABS	2	24.3219-1743.3 020485	ALU
1.5 i Vtec-E	66	09/94→01/97	➡		01/96→ 12/96; - ABS	2	24.3219-1743.3 020485	ALU
2.0 i TD	63	01/97→02/01	➡			2	24.3219-1743.3 020485	ALU
2.0 TDiC	74 - 77	11/98→10/00						
Zubehörsatz, Bremsbacken								
1.4 i	66	06/95→02/01	➡		→ 12/95; - ABS		03.0137-9221.2 669221	
1.5 i Vtec-E	66	09/94→01/97						
 Bremsbackensatz								
1.4 i	55	09/95→02/01	➡		11/98→; - ABS		03.0137-0339.2 650339	Ø 203 x 38
1.5 16V	84	01/97→02/01						
1.4 i	66	06/95→02/01	➡		- ABS		03.0137-0339.2 650339	Ø 203 x 38
							03.0420-3719.3 683719	TRW Ø 203 x 38 + RZ / + Zub Kit
							03.0420-4519.3 684519	Ø 203 x 38 + RZ / + Zub Kit
1.5 i Vtec-E	66	09/94→01/97	➡		01/96→ 12/96; - ABS		03.0137-0339.2 650339	Ø 203 x 38
							03.0420-4519.3 684519	Ø 203 x 38 + RZ / + Zub Kit
			➡		→ 12/95; - ABS		03.0137-0339.2 650339	Ø 203 x 38
							03.0420-3719.3 683719	TRW Ø 203 x 38 + RZ / + Zub Kit
HONDA - CIVIC VI Hatchback (EJ, EK) 10/95→03/01								
 Radbremszylinder								
1.4 i	55	11/95→02/01	➡		→ 01/01; <input type="checkbox"/>		24.3219-1723.3 020427	ALU
➔								



















	kw					! #		
HONDA - CIVIC VI Hatchback (EJ, EK) 10/95→03/01								
 Radbremszylinder								
1.4 i S 1.4 LPG 1.5 i 1.6 i	66 66 84 84	11/95→02/01 01/97→02/01 11/95→02/01 11/95→02/01	➡	→ 01/01; <input type="checkbox"/>			24.3219-1724.3 020428	ALU
1.6	79 - 92	10/95→03/01	➡	<input type="checkbox"/>			24.3219-1723.3 020427	ALU
			➡	<input type="checkbox"/>			24.3219-1724.3 020428	ALU
1.6	93	10/95→03/01	➡	01/96→; <input type="checkbox"/>			24.3219-1723.3 020427	ALU
			➡	01/96→; <input type="checkbox"/>			24.3219-1724.3 020428	ALU
2.0 TDiC	77	11/98→10/00	➡		2		24.3219-1743.3 020485	ALU
Zubehörsatz, Bremsbacken								
1.4 i	55	11/95→02/01	➡	→ 01/01; - ABS			03.0137-9096.2 669096	
			➡	→ 01/01; + ABS			03.0137-9097.2 669097	
1.4 i S 1.4 LPG 1.5 i 1.6 i	66 66 84 84	11/95→02/01 01/97→02/01 11/95→02/01 11/95→02/01	➡	→ 01/01			03.0137-9097.2 669097	
1.6	79 - 92	10/95→03/01	➡				03.0137-9097.2 669097	
1.6	93	10/95→03/01	➡	01/96→			03.0137-9097.2 669097	
 Bremstrommel								
1.4 i	55	11/95→02/01	➡	→ 01/01; - ABS			24.0218-0018.1 480063	Ø 217 x 38 / 181
 Bremsbackensatz								
1.4 i	55	11/95→02/01	➡	→ 01/01; - ABS			03.0137-0284.2 650284	Ø 180 x 31
			➡	→ 01/01; + ABS			03.0137-0294.2 650294	Ø 200 x 36
1.4 i S 1.4 LPG 1.5 i 1.6 i	66 66 84 84	11/95→02/01 01/97→02/01 11/95→02/01 11/95→02/01	➡	→ 01/01			03.0137-0294.2 650294	Ø 200 x 36
1.6	79 - 92	10/95→03/01	➡				03.0137-0294.2 650294	Ø 200 x 36
1.6	93	10/95→03/01	➡	01/96→			03.0137-0294.2 650294	Ø 200 x 36
HONDA - CIVIC VI Stufenheck (EJ, EK) 06/95→03/01								
 Radbremszylinder								
1.4	55	11/95→10/98	➡	<input type="checkbox"/>			24.3219-1723.3 020427	ALU
			➡	<input type="checkbox"/>			24.3219-1724.3 020428	ALU
1.4 i 1.5 i 1.6 i Vtec 1.6 i Vtec 4x4	66 84 92 92	11/95→02/01 11/95→02/01 11/95→02/01 11/95→02/01	➡	→ 01/01; <input type="checkbox"/>			24.3219-1723.3 020427	ALU
			➡	→ 01/01; <input type="checkbox"/>			24.3219-1724.3 020428	ALU
Zubehörsatz, Bremsbacken								
1.4	55	11/95→10/98	➡	- ABS			03.0137-9096.2 669096	
			➡	+ ABS			03.0137-9097.2 669097	
1.4 i 1.5 i 1.6 i Vtec 1.6 i Vtec 4x4	66 84 92 92	11/95→02/01 11/95→02/01 11/95→02/01 11/95→02/01	➡	→ 01/01			03.0137-9097.2 669097	
 Bremstrommel								
1.4	55	11/95→10/98	➡	- ABS			24.0218-0018.1 480063	Ø 217 x 38 / 181
 Bremsbackensatz								
1.4	55	11/95→10/98	➡	- ABS			03.0137-0284.2 650284	Ø 180 x 31
			➡	+ ABS			03.0137-0294.2 650294	Ø 200 x 36
1.4 i 1.5 i 1.6 i Vtec 1.6 i Vtec 4x4	66 84 92 92	11/95→02/01 11/95→02/01 11/95→02/01 11/95→02/01	➡	→ 01/01			03.0137-0294.2 650294	Ø 200 x 36
HONDA - CIVIC VII Hatchback (EU, EP, EV) 01/00→02/06								
 Bremsbackensatz								
1.4 i →	55	02/01→09/05	➡				03.0137-0287.2 650287	Ø 220 x 36
















	kw					! #		
HONDA - CIVIC VII Hatchback (EU, EP, EV) 01/00→02/06								
 Bremsbackensatz								
1.6 i	81	02/01→09/05	➡				03.0137-0294.2 650294	Ø 200 x 36
1.4 iS	66	02/01→09/05	➡				03.0137-0287.2 650287	Ø 220 x 36
 Seilzug, Feststellbremse								
1.7 CTDi	74	01/02→09/05		Scheibenbremse; <input type="checkbox"/>			24.3727-1605.2 581605	L= 1.963
2.0 i Sport	118	09/01→09/05		01/04→; Scheibenbremse; <input type="checkbox"/>			24.3727-1605.2 581605	L= 1.963
HONDA - CIVIC VII Stufenheck (ES, ET) 10/00→04/06								
Zubehörsatz, Bremsbacken								
1.4	66	12/00→09/05	➡	02/01→; für Rechtslenker			03.0137-9190.2 669190	
1.5	82	02/03→09/05	➡				03.0137-9097.2 669097	
 Bremsbackensatz								
1.3 IMA	61	10/03→09/05	➡	01/04→			03.0137-0287.2 650287	Ø 220 x 36
1.4	66	12/00→09/05	➡	02/01→; für Rechtslenker			03.0137-0294.2 650294	Ø 200 x 36
			➡	02/01→			03.0137-0294.2 650294	Ø 200 x 36
1.5	82	02/03→09/05	➡				03.0137-0294.2 650294	Ø 200 x 36
1.6	81	02/01→09/05	➡	04/01→ 10/04			03.0137-0294.2 650294	Ø 200 x 36
1.7	85	02/01→09/05	➡					
 Seilzug, Feststellbremse								
1.4	66	12/00→09/05		02/01→; für Linkslenker; Scheibenbremse; <input type="checkbox"/>			24.3727-1605.2 581605	L= 1.963
1.6	81	02/01→09/05		Scheibenbremse; <input type="checkbox"/>			24.3727-1605.2 581605	L= 1.963
1.7	85	02/01→09/05						
2.0	118	10/03→09/05		01/04→; Scheibenbremse; <input type="checkbox"/>			24.3727-1605.2 581605	L= 1.963
HONDA - CIVIC VIII Hatchback (FN, FK) 09/05→								
 Seilzug, Feststellbremse								
Type R	148	09/06→		Scheibenbremse; <input type="checkbox"/>			24.3727-1618.2 581618	L= 1.842
				Scheibenbremse; <input type="checkbox"/>			24.3727-1619.2 581619	L= 1.872
HONDA - CR-V I (RD) 10/95→07/02								
 Radbremszylinder								
2.0	98	04/99→02/02	➡	<input type="checkbox"/>			24.3220-1733.3 020515	ALU
			➡	<input type="checkbox"/>			24.3220-1734.3 020516	ALU
2.0 16V 4WD	94	10/95→12/01	➡	01/97→ 04/99; <input type="checkbox"/>			24.3220-1733.3 020515	ALU
			➡	01/97→ 04/99; <input type="checkbox"/>			24.3220-1734.3 020516	ALU
2.0 16V 4WD	108	01/99→02/02	➡	04/99→; <input type="checkbox"/>			24.3220-1733.3 020515	ALU
			➡	04/99→; <input type="checkbox"/>			24.3220-1734.3 020516	ALU
Zubehörsatz, Bremsbacken								
2.0	98	04/99→02/02	➡				03.0137-9190.2 669190	
2.0 16V 4WD	94	10/95→12/01	➡	01/97→ 04/99			03.0137-9190.2 669190	
2.0 16V 4WD	108	01/99→02/02	➡	04/99→			03.0137-9190.2 669190	
 Bremsbackensatz								
2.0	98	04/99→02/02	➡				03.0137-0287.2 650287	Ø 220 x 36
2.0 16V 4WD	94	10/95→12/01	➡	01/97→ 04/99			03.0137-0287.2 650287	Ø 220 x 36
2.0 16V 4WD	108	01/99→02/02	➡	04/99→			03.0137-0287.2 650287	Ø 220 x 36
HONDA - CR-V II (RD_) 09/01→07/07								
 Bremsbackensatz, Feststellbremse								
2.0	112	03/02→09/06	➡	07/02→ 12/04			03.0137-0442.2 650442	Ø 167 x 35
			➡	01/05→			03.0137-3051.2 653051	Ø 198 x 35 - HEB
2.0	110	09/01→03/07	➡	07/02→ 12/04			03.0137-0442.2 650442	Ø 167 x 35
			➡	01/05→ 09/06			03.0137-3051.2 653051	Ø 198 x 35 - HEB
2.2 CTDi	103	02/05→09/06	➡				03.0137-3051.2 653051	Ø 198 x 35 - HEB
2.4 Vtec 4WD	118	09/01→09/06	➡	03/02→ 12/04			03.0137-0442.2 650442	Ø 167 x 35
→								












	kw					! #		
HONDA - CR-V II (RD_) 09/01→07/07								
 Bremsbackensatz, Feststellbremse								
2.4 Vtec 4WD	118	09/01→09/06	➡	01/05→			03.0137-3051.2 653051	Ø 198 x 35 - HEB
Zubehörsatz, Feststellbremsbacken								
2.0	110 - 112	09/01→03/07	➡	07/02→ 12/04			03.0137-9340.2 669340	
			➡				03.0137-9341.2 669341	
2.2 CTDi	103	02/05→09/06	➡				03.0137-9341.2 669341	
2.4 Vtec 4WD	118	09/01→09/06	➡	03/02→ 12/04			03.0137-9340.2 669340	
			➡				03.0137-9341.2 669341	
 Seilzug, Feststellbremse								
2.0	112	03/02→09/06		01/05→; Scheibenbremse; <input type="checkbox"/>			24.3727-1612.2 581612	L= 1.798
2.4 Vtec 4WD	118	09/01→09/06		01/05→; Scheibenbremse; <input type="checkbox"/>			24.3727-1613.2 581613	L= 1.792
				Scheibenbremse; <input type="checkbox"/>			24.3727-1614.2 581614	L= 2.265
				Scheibenbremse; <input type="checkbox"/>			24.3727-1616.2 581616	L= 2.250
				Scheibenbremse; <input type="checkbox"/>			24.3727-1615.2 581615	L= 1.530
				Scheibenbremse; <input type="checkbox"/>			24.3727-1617.2 581617	L= 1.520
2.0	110	09/01→03/07		01/05→ 09/06; Scheibenbremse; <input type="checkbox"/>			24.3727-1612.2 581612	L= 1.798
				01/05→ 09/06; Scheibenbremse; <input type="checkbox"/>			24.3727-1613.2 581613	L= 1.792
				Scheibenbremse; <input type="checkbox"/>			24.3727-1614.2 581614	L= 2.265
				Scheibenbremse; <input type="checkbox"/>			24.3727-1616.2 581616	L= 2.250
				Scheibenbremse; <input type="checkbox"/>			24.3727-1615.2 581615	L= 1.530
				Scheibenbremse; <input type="checkbox"/>			24.3727-1617.2 581617	L= 1.520
2.2 CTDi	103	02/05→09/06		Scheibenbremse; <input type="checkbox"/>			24.3727-1612.2 581612	L= 1.798
				Scheibenbremse; <input type="checkbox"/>			24.3727-1616.2 581616	L= 2.250
				Scheibenbremse; <input type="checkbox"/>			24.3727-1613.2 581613	L= 1.792
				Scheibenbremse; <input type="checkbox"/>			24.3727-1617.2 581617	L= 1.520
HONDA - CR-V III (RE_) 06/06→								
 Bremsbackensatz, Feststellbremse								
2.0 i-VTEC	105 - 110	01/07→06/12	➡				03.0137-3051.2 653051	Ø 198 x 35 - HEB
2.0 i-VTEC 4WD	110	10/06→06/12						
2.4	124	06/06→						
2.2 i-CTDi 4WD	103	01/07→	➡	→ 09/12			03.0137-3051.2 653051	Ø 198 x 35 - HEB
2.2 i-DTEC 4WD	110	01/07→						
2.4	125	04/07→						
2.4 i-Vtec 4WD	125	04/07→						
2.4 i-VTEC 4WD	122	09/09→						
2.4 4WD	124	09/06→	➡	09/07→ 09/12			03.0137-3051.2 653051	Ø 198 x 35 - HEB
2.4 i-VTEC 4WD	118	10/06→	➡	01/07→ 09/12			03.0137-3051.2 653051	Ø 198 x 35 - HEB
Zubehörsatz, Feststellbremsbacken								
2.0 i-VTEC	105 - 110	01/07→06/12					03.0137-9341.2 669341	
2.0 i-VTEC 4WD	110	10/06→06/12						
2.2 i-CTDi 4WD	103	01/07→						
2.2 i-DTEC 4WD	110	01/07→						
2.4	124 - 125	06/06→						
2.4 4WD	124	09/06→						
2.4 i-Vtec 4WD	125	04/07→						
2.4 i-VTEC 4WD	118	10/06→						
2.4 i-VTEC 4WD	122	09/09→		→ 09/12			03.0137-9341.2 669341	
 Seilzug, Feststellbremse								
2.0 i-VTEC	105 - 110	01/07→06/12		Scheibenbremse; <input type="checkbox"/>			24.3727-1612.2 581612	L= 1.798
2.4	124	06/06→		Scheibenbremse; <input type="checkbox"/>			24.3727-1613.2 581613	L= 1.792
2.0 i-VTEC 4WD	110	10/06→06/12		01/07→; Scheibenbremse; <input type="checkbox"/>			24.3727-1612.2 581612	L= 1.798
				01/07→; Scheibenbremse; <input type="checkbox"/>			24.3727-1613.2 581613	L= 1.792
2.2 i-CTDi 4WD	103	01/07→		→ 09/12; Scheibenbremse; <input type="checkbox"/>			24.3727-1612.2 581612	L= 1.798
2.2 i-DTEC 4WD	110	01/07→		→ 09/12; Scheibenbremse; <input type="checkbox"/>			24.3727-1613.2 581613	L= 1.792
2.4	125	04/07→						
2.4 i-Vtec 4WD	125	04/07→						
2.4 i-VTEC 4WD	122	09/09→						
2.4 4WD	124	09/06→		09/07→ 09/12; Scheibenbremse; <input type="checkbox"/>			24.3727-1612.2 581612	L= 1.798
				09/07→ 09/12; Scheibenbremse; <input type="checkbox"/>			24.3727-1613.2 581613	L= 1.792
→								












	kw			 	! #		
HONDA - CR-V III (RE_) 06/06→							
 Seilzug, Feststellbremse							
2.4 i-VTEC 4WD	118	10/06→		01/07→09/12; Scheibenbremse; <input type="checkbox"/>		24.3727-1612.2 581612	L= 1.798
				01/07→09/12; Scheibenbremse; <input type="checkbox"/>		24.3727-1613.2 581613	L= 1.792
HONDA - CR-V IV (RM_) 01/12→							
 Bremsbackensatz, Feststellbremse							
1.6 i-DTEC	88	10/13→	➔			03.0137-3051.2 653051	Ø 198 x 35 - HEB
1.6 i-DTEC 4WD	118	02/15→					
2.0	110	01/12→					
2.0 AWD	114	10/12→					
2.0 Flex	114	01/13→					
2.0 iVtec	114	10/12→					
2.2 i-DTEC AWD	110	10/12→					
2.4	138	01/12→					
HONDA - CRX III (EH, EG) 03/92→12/98							
 Radbremszylinder							
1.6 ESi	92	03/92→12/98	➔	- ABS; <input type="checkbox"/>		24.3219-1723.3 020427	ALU
			➔	- ABS; <input type="checkbox"/>		24.3219-1724.3 020428	ALU
Zubehörsatz, Bremsbacken							
1.6 ESi	92	03/92→12/98	➔	- ABS		03.0137-9096.2 669096	
 Bremstrommel							
1.6 ESi	92	03/92→12/98	➔	- ABS		24.0218-0018.1 480063	Ø 217 x 38 / 181
 Bremsbackensatz							
1.6 ESi	92	03/92→12/98	➔	- ABS		03.0137-0284.2 650284	Ø 180 x 31
HONDA - DOMANI (MB_) 10/95→09/99							
 Bremsbackensatz							
1.5	69	10/95→09/99	➔			03.0137-0294.2 650294	Ø 200 x 36
1.6	88	10/95→09/99					
1.6 All-wheel Drive	88	10/95→09/99					
HONDA - ELEMENT (YH) 07/02→12/11							
 Bremsbackensatz, Feststellbremse							
2.4	119	07/02→12/05	➔			03.0137-0442.2 650442	Ø 167 x 35
2.4 4WD	124	09/06→12/11					
2.4 4x4	119	07/02→12/05					
2.4 Vtec 4x4	118	07/02→12/11					
HONDA - ELYSION (RR) 05/04→							
 Bremsbackensatz, Feststellbremse							
2.4 i-VTEC	118	05/04→	➔			03.0137-3051.2 653051	Ø 198 x 35 - HEB
HONDA - FR-V (BE) 08/04→							
 Bremsbackensatz, Feststellbremse							
1.7	92	08/04→	➔			03.0137-0442.2 650442	Ø 167 x 35
1.8	103	01/07→					
2.0	110 - 114	08/04→					
2.2 i CTDi	103	07/05→					
Zubehörsatz, Feststellbremsbacken							
1.7	92	08/04→	➔			03.0137-9340.2 669340	
1.8	103	01/07→					
2.0	110 - 114	08/04→					
2.2 i CTDi	103	07/05→					
HONDA - HR-V (GH) 03/99→							
 Radbremszylinder							
1.6 16V	77	03/99→	➔	→ 09/05; TÜrenanzahl: 3; <input type="checkbox"/>		24.3219-1723.3 020427	ALU
1.6 16V 4WD	77	03/99→	➔	→ 09/05; TÜrenanzahl: 3; <input type="checkbox"/>		24.3219-1724.3 020428	ALU
			➔	→ 09/05; TÜrenanzahl: 5; <input type="checkbox"/>		24.3220-1733.3 020515	ALU
			➔	→ 09/05; TÜrenanzahl: 5; <input type="checkbox"/>		24.3220-1734.3 020516	ALU
1.6 16V 4WD	91	10/99→09/05	➔	TÜrenanzahl: 3; <input type="checkbox"/>		24.3219-1723.3 020427	ALU
➔							















	kw					! #		
HONDA - HR-V (GH) 03/99→								
 Radbremszylinder								
1.6 16V 4WD	91	10/99→09/05	➔	Türenanzahl: 3; <input type="checkbox"/>		24.3219-1724.3	020428	ALU
			➔	Türenanzahl: 5; <input type="checkbox"/>		24.3220-1733.3	020515	ALU
			➔	Türenanzahl: 5; <input type="checkbox"/>		24.3220-1734.3	020516	ALU
Zubehörsatz, Bremsbacken								
1.6 16V	77	03/99→	➔	→ 09/05; Türenanzahl: 5		03.0137-9190.2	669190	
1.6 16V 4WD	77	03/99→	➔	→ 09/05; Türenanzahl: 3		03.0137-9252.2	669252	
1.6 16V 4WD	91	10/99→09/05	➔	Türenanzahl: 5		03.0137-9190.2	669190	
			➔	Türenanzahl: 3		03.0137-9252.2	669252	
 Bremsbackensatz								
1.6 16V	77	03/99→	➔	→ 09/05; Türenanzahl: 5		03.0137-0287.2	650287	Ø 220 x 36
1.6 16V 4WD	77	03/99→	➔	→ 09/05; Türenanzahl: 3		03.0137-0294.2	650294	Ø 200 x 36
1.6 16V 4WD	91	10/99→09/05	➔	Türenanzahl: 5		03.0137-0287.2	650287	Ø 220 x 36
			➔	Türenanzahl: 3		03.0137-0294.2	650294	Ø 200 x 36
HONDA - JAZZ II (GD_, GE3, GE2) 06/01→12/08								
 Radbremszylinder								
1.2 i-DSi	57	03/02→07/08	➔		2	24.3217-1717.3	020477	GG
1.3 iDSi	61	03/02→07/08						
1.5	81	04/02→07/08						
1.7	92	10/03→09/07						
Zubehörsatz, Bremsbacken								
1.2 i-DSi	57	03/02→07/08	➔			03.0137-9284.2	669284	
1.3 iDSi	61	03/02→07/08						
 Bremstrommel								
1.2 i-DSi	57	03/02→07/08	➔			24.0218-0048.1	480314	Ø 224 x 39 / 181
1.7	92	10/03→09/07						
1.3 iDSi	61	03/02→07/08	➔	→ 12/03; - ABS		24.0218-0048.1	480314	Ø 224 x 39 / 181
1.5	81	04/02→07/08	➔	- ABS		24.0218-0048.1	480314	Ø 224 x 39 / 181
 Bremsbackensatz								
1.2 i-DSi	57	03/02→07/08	➔			03.0137-0422.2	650422	Ø 180 x 31 - HEB
1.5	81	04/02→07/08						
1.7	92	10/03→09/07						
1.3 iDSi	61	03/02→07/08	➔	→ 12/03		03.0137-0422.2	650422	Ø 180 x 31 - HEB
 Seilzug, Feststellbremse								
1.2 i-DSi	57	03/02→07/08		01/04→; + ABS; Scheibenbremse; <input type="checkbox"/>		24.3727-1608.2	581608	L= 1.634
1.3 iDSi	61	03/02→07/08						
1.5	81	04/02→07/08		01/04→; + ABS; Scheibenbremse; <input type="checkbox"/>		24.3727-1609.2	581609	L= 1.695
1.7	92	10/03→09/07		→ 12/03; - ABS; Trommelbremse; <input type="checkbox"/>		24.3727-1610.2	581610	L= 1.593
				→ 12/03; - ABS; Trommelbremse; <input type="checkbox"/>		24.3727-1611.2	581611	L= 1.653
1.3 iDSi	63	03/02→09/07		10/05→; Scheibenbremse; <input type="checkbox"/>		24.3727-1608.2	581608	L= 1.634
				10/05→; Scheibenbremse; <input type="checkbox"/>		24.3727-1609.2	581609	L= 1.695
1.4	59	12/06→10/08		+ ABS; Scheibenbremse; <input type="checkbox"/>		24.3727-1608.2	581608	L= 1.634
1.4 iDSi	61	12/06→10/08						
1.4 LX Flex	61	12/06→10/08		+ ABS; Scheibenbremse; <input type="checkbox"/>		24.3727-1609.2	581609	L= 1.695
HONDA - JAZZ III (GE_, GG_, GP_, ZA_) 10/07→								
 Seilzug, Feststellbremse								
1.2	66	07/08→		→ 12/08; Scheibenbremse; <input type="checkbox"/>		24.3727-1608.2	581608	L= 1.634
1.5 4WD	88	10/07→03/14						
1.5 Flex	85	11/08→		→ 12/08; Scheibenbremse; <input type="checkbox"/>		24.3727-1609.2	581609	L= 1.695
1.5 Flexfuel	88	07/08→						
1.5 i-VTEC	88	07/08→06/14						
HONDA - LIFE (JB) 09/01→08/03								
 Radbremszylinder								
0.7	47	09/01→08/03	➔	<input type="checkbox"/>		24.3217-1735.3	020567	ALU
0.7 4WD	47	09/01→08/03						
0.7 G 4x4	38	09/01→08/03	➔	<input type="checkbox"/>		24.3217-1736.3	020568	ALU

























	kw					! #		
HONDA - LOGO (GA) 03/99→03/02								
 Radbremszylinder								
1.3	48	03/99→03/02	➔	<input type="checkbox"/>		24.3217-1735.3	020567	ALU
			➔	<input type="checkbox"/>		24.3217-1736.3	020568	ALU
Zubehörsatz, Bremsbacken								
1.3	48	03/99→03/02	➔			03.0137-9252.2	669252	
 Bremsbackensatz								
1.3	48	03/99→03/02	➔			03.0137-0294.2	650294	Ø 200 x 36
HONDA - ODYSSEY (RL1, RA6, RA_) 09/98→								
 Bremsbackensatz, Feststellbremse								
3.5	171	07/02→08/04	➔			03.0137-0442.2	650442	Ø 167 x 35
HONDA - ODYSSEY Großraumlimousine (RA_) 10/95→10/00								
 Bremsbackensatz, Feststellbremse								
2.3 2.3 4x4	110 110	10/97→12/99 10/97→12/99	➔	01/98→		03.0137-0442.2	650442	Ø 167 x 35
Zubehörsatz, Feststellbremsbacken								
2.3	110	10/97→12/99	➔			03.0137-9340.2	669340	
2.3 4x4	110	10/97→12/99	➔	01/98→		03.0137-9340.2	669340	
HONDA - ORTHIA / PARTNER (EL_, EY_) 10/95→09/02								
 Radbremszylinder								
1.3	67	10/95→09/02	➔	<input type="checkbox"/>		24.3219-1723.3	020427	ALU
1.5	77	10/95→09/02	➔	<input type="checkbox"/>		24.3219-1724.3	020428	ALU
 Bremsbackensatz								
1.3 1.5	67 77	10/95→09/02 10/95→09/02	➔			03.0137-0294.2	650294	Ø 200 x 36
HONDA - SHUTTLE (RA) 06/94→06/04								
 Bremsbackensatz, Feststellbremse								
2.2 16V	110	10/94→02/98	➔	01/95→ 12/97		03.0137-0442.2	650442	Ø 167 x 35
2.3 16V 2.3 16V 4x4	110 110	10/97→06/04 10/97→06/02	➔	01/98→ 05/01		03.0137-0442.2	650442	Ø 167 x 35
3.0 3.0 4x4	154 154	10/97→06/04 10/97→06/02	➔					
3.5 ESi	171	07/02→06/04	➔			03.0137-0442.2	650442	Ø 167 x 35
Zubehörsatz, Feststellbremsbacken								
2.2 16V 2.3 16V	110 110	10/94→02/98 10/97→06/04	➔			03.0137-9340.2	669340	
2.3 16V 4x4 3.0 3.0 4x4	110 154 154	10/97→06/02 10/97→06/04 10/97→06/02	➔	01/98→ 05/01		03.0137-9340.2	669340	
HONDA - SMX (RH) 01/96→09/02								
 Radbremszylinder								
2.0 4WD	96	01/96→12/01	➔	<input type="checkbox"/>		24.3219-1723.3	020427	ALU
			➔	<input type="checkbox"/>		24.3219-1724.3	020428	ALU
 Bremsbackensatz								
2.0 4WD	96	01/96→12/01	➔			03.0137-0287.2	650287	Ø 220 x 36
HONDA - STEPWGN (DBA-RG_) 10/05→09/09								
 Bremsbackensatz, Feststellbremse								
2.0 2.0 4WD 2.4 Z FF	114 114 119	10/05→09/09 10/05→09/09 10/05→09/09	➔			03.0137-0442.2	650442	Ø 167 x 35
HONDA - STEPWGN (DBA-RK_) 10/09→12/15								
 Bremsbackensatz, Feststellbremse								
2.0 i-VTEC	110	10/09→03/15	➔			03.0137-0442.2	650442	Ø 167 x 35














	kw					! #		
HONDA - STEPWGN (LA-RF_, UA-RF_) 10/00→09/05								
 Bremsbackensatz, Feststellbremse								
2.0	118	10/00→09/05	➔				03.0137-0442.2 650442	Ø 167 x 35
2.0 4WD	118	10/00→09/05						
2.4	119	10/00→09/05						
HONDA - STREAM (RN) 05/01→								
 Bremsbackensatz, Feststellbremse								
1.7 16V	92	05/01→09/06	➔	→ 09/05			03.0137-0442.2 650442	Ø 167 x 35
2.0 16V	115	05/01→09/06						
Zubehörsatz, Feststellbremsbacken								
1.7 16V	92	05/01→09/06	➔				03.0137-9340.2 669340	
2.0 16V	115	05/01→09/06						
HONDA - STREAM (RN) 10/05→								
 Bremsbackensatz								
1.8 Vtec	103	10/05→	➔				03.0137-0287.2 650287	Ø 220 x 36
1.8 Vtec AWD	103	10/06→05/14						
2.0 Vtec	110	10/05→						
HYUNDAI - ACCENT I (X-3) 05/94→12/02								
 Radbremszylinder								
1.3	44 - 55	10/94→01/00	➔	→ 12/99; ☐			24.3219-1747.3 020498	ALU
1.3 i 12V	62	10/94→01/00	➔	→ 12/99; ☐			24.3219-1748.3 020499	ALU
1.5 i 12V	65	10/94→01/00						
1.5 i 16V	73	12/95→01/00						
Zubehörsatz, Bremsbacken								
1.3	44 - 55	10/94→01/00	➔	→ 12/99			03.0137-9277.2 669277	
1.3 i 12V	62	10/94→01/00						
1.5 i 12V	65	10/94→01/00						
1.5 i 16V	73	12/95→01/00						
 Bremstrommel								
1.3	44 - 55	10/94→01/00	➔	06/96→ 12/99			24.0218-0034.1 480129	Ø 216 x 44,6 / 182
1.3 i 12V	62	10/94→01/00						
1.5 i 12V	65	10/94→01/00						
1.5 i 16V	73	12/95→01/00						
 Bremsbackensatz								
1.3	44 - 55	10/94→01/00	➔	→ 12/99			03.0137-0366.2 650366	Ø 180 x 32 + HEB
1.3 i 12V	62	10/94→01/00					03.0520-7519.3 697519	Ø 180 x 32 + RZ / + Zub TopKit
1.5 i 12V	65	10/94→01/00						
1.5 i 16V	73	12/95→01/00						
 Seilzug, Feststellbremse								
1.3	44 - 55	10/94→01/00		→ 12/99; Trommelbremse; ☐			24.3727-3102.2 583102	L= 1.485
1.3 i 12V	62	10/94→01/00		→ 12/99; Trommelbremse; ☐			24.3727-3103.2 583103	L= 1.485
1.5 i 12V	65	10/94→01/00						
HYUNDAI - ACCENT II (LC) 09/99→12/12								
 Radbremszylinder								
1.3	55 - 61	01/00→11/05	➔	08/02→ 09/05	2	24.3217-1723.3 020502	ALU	
1.5	66 - 75	01/00→11/05	➔	→ 07/02	2	24.3219-1743.3 020485	ALU	
1.5 CRDi	60	04/02→11/05						
1.3	62	08/02→11/05	➔	→ 09/05	2	24.3217-1723.3 020502	ALU	
1.6	77	12/02→11/05	➔		2	24.3219-1743.3 020485	ALU	
1.3	63	01/00→11/05	➔	08/02→	2	24.3217-1723.3 020502	ALU	
1.5	68	01/00→10/02	➔	→ 07/02	2	24.3219-1743.3 020485	ALU	
1.5	65	09/99→10/02	➔	08/02→	2	24.3217-1723.3 020502	ALU	
			➔	01/00→ 07/02	2	24.3219-1743.3 020485	ALU	
1.5	77	09/99→10/02	➔	01/00→ 08/02	2	24.3219-1743.3 020485	ALU	
Zubehörsatz, Bremsbacken								
1.3	55 - 61	01/00→11/05	➔	08/02→ 09/05			03.0137-9270.2 669270	
→								

	kw			 	! #		
HYUNDAI - ACCENT II (LC) 09/99→12/12							
Zubehörsatz, Bremsbacken							
1.5 1.5 CRDi	66 - 75 60	01/00→11/05 04/02→11/05	➡	→ 07/02		03.0137-9276.2 669276	
1.3 1.6	62 77	08/02→11/05 12/02→11/05	➡	→ 09/05		03.0137-9270.2 669270	
1.3	63	01/00→11/05	➡	→ 09/05		03.0137-9276.2 669276	
1.5	65	09/99→10/02	➡	08/02→		03.0137-9270.2 669270	
			➡	01/00→ 07/02		03.0137-9276.2 669276	
1.5	68	01/00→10/02	➡	08/02→		03.0137-9270.2 669270	
			➡	→ 07/02		03.0137-9276.2 669276	
1.5	77	09/99→10/02	➡	01/00→ 08/02		03.0137-9276.2 669276	
 Bremstrommel							
1.3 1.5 1.5 CRDi	55 - 61 66 - 75 60	01/00→11/05 01/00→11/05 04/02→11/05	➡	→ 07/02		24.0218-0008.1 480313	Ø 221,2 x 45,1 / 182
1.3	63	01/00→11/05	➡	→ 09/05		24.0218-0008.1 480313	Ø 221,2 x 45,1 / 182
1.5	65	09/99→10/02	➡	01/00→ 07/02		24.0218-0008.1 480313	Ø 221,2 x 45,1 / 182
1.5	77	09/99→10/02	➡	01/00→ 08/02		24.0218-0008.1 480313	Ø 221,2 x 45,1 / 182
 Bremsbackensatz							
1.3 1.5 1.5 CRDi	55 - 61 66 - 75 60	01/00→11/05 01/00→11/05 04/02→11/05	➡	→ 07/02 08/02→ 09/05		03.0137-0429.2 650429 03.0520-7419.3 697419 03.0137-0437.2 650437 03.0520-4517.3 694517	Ø 180 x 37 + HEB Ø 180 x 37 + RZ / + Zub TopKit Ø 203 x 38 + HEB Ø 203 x 38 + RZ / + Zub TopKit
1.3 1.6	62 77	08/02→11/05 12/02→11/05	➡	→ 09/05		03.0137-0437.2 650437 03.0520-4517.3 694517	Ø 203 x 38 + HEB Ø 203 x 38 + RZ / + Zub TopKit
1.3	63	01/00→11/05	➡	→ 09/05		03.0137-0429.2 650429 03.0520-7419.3 697419	Ø 180 x 37 + HEB Ø 180 x 37 + RZ / + Zub TopKit
			➡	01/00→ 07/02		03.0137-0429.2 650429 03.0520-7419.3 697419	Ø 180 x 37 + HEB Ø 180 x 37 + RZ / + Zub TopKit
1.5	65	09/99→10/02	➡	01/00→ 07/02		03.0137-0429.2 650429 03.0520-7419.3 697419	Ø 180 x 37 + HEB Ø 180 x 37 + RZ / + Zub TopKit
			➡	08/02→		03.0137-0437.2 650437 03.0520-4517.3 694517	Ø 203 x 38 + HEB Ø 203 x 38 + RZ / + Zub TopKit
			➡	→ 07/02		03.0137-0429.2 650429 03.0520-7419.3 697419	Ø 180 x 37 + HEB Ø 180 x 37 + RZ / + Zub TopKit
1.5	68	01/00→10/02	➡	→ 07/02		03.0137-0437.2 650437 03.0520-4517.3 694517	Ø 203 x 38 + HEB Ø 203 x 38 + RZ / + Zub TopKit
			➡	08/02→		03.0137-0429.2 650429 03.0520-7419.3 697419	Ø 180 x 37 + HEB Ø 180 x 37 + RZ / + Zub TopKit
1.5	77	09/99→10/02	➡	01/00→ 08/02		03.0137-0429.2 650429	Ø 180 x 37 + HEB
 Seilzug, Feststellbremse							
1.3 1.5 1.5 CRDi	55 - 61 66 - 75 60	01/00→11/05 01/00→11/05 04/02→11/05		08/02→ 09/05; Trommelbremse; <input type="checkbox"/>		24.3727-3104.2 583104 24.3727-3105.2 583105	L= 1.493 L= 1.493
1.3 1.6	62 77	08/02→11/05 12/02→11/05		→ 09/05; Trommelbremse; <input type="checkbox"/>		24.3727-3104.2 583104 24.3727-3105.2 583105	L= 1.493 L= 1.493
1.5	65 - 68	09/99→10/02		08/02→; Trommelbremse; <input type="checkbox"/>		24.3727-3104.2 583104	L= 1.493
				08/02→; Trommelbremse; <input type="checkbox"/>		24.3727-3105.2 583105	L= 1.493
HYUNDAI - ACCENT II Stufenheck (LC) 09/99→11/17							
 Radbremszylinder							
1.3 1.5	55 66	01/00→11/05 01/00→11/05	➡	08/02→ 09/05 → 07/02	2	24.3217-1723.3 020502 24.3219-1743.3 020485	ALU ALU
1.3	63	01/00→11/05	➡		2	24.3217-1723.3 020502	ALU
			➡	→ 09/05	2	24.3219-1743.3 020485	ALU
1.5	69	01/00→12/06	➡	08/02→ 05/06	2	24.3217-1723.3 020502	ALU
			➡	→ 07/02	2	24.3219-1743.3 020485	ALU
1.5	73 - 75	09/99→10/02	➡	08/02→	2	24.3217-1723.3 020502	ALU
			➡	09/00→ 07/02	2	24.3219-1743.3 020485	ALU
→							

		kw					! #		
HYUNDAI - ACCENT II Stufenheck (LC) 09/99→11/17									
 Radbremszylinder									
1.5 CRDi	60	01/02→11/05	➡	08/02→ 09/05	2	24.3217-1723.3	020502	ALU	
			➡	04/02→ 07/02	2	24.3219-1743.3	020485	ALU	
1.6	77	12/02→11/05	➡	→ 09/05	2	24.3217-1723.3	020502	ALU	
Zubehörsatz, Bremsbacken									
1.3	55	01/00→11/05	➡	08/02→ 09/05		03.0137-9270.2	669270		
1.5	66	01/00→11/05	➡	→ 07/02		03.0137-9276.2	669276		
1.3	63	01/00→11/05	➡	→ 09/05		03.0137-9276.2	669276		
1.5	69	01/00→12/06	➡	08/02→ 05/06		03.0137-9270.2	669270		
			➡	→ 07/02		03.0137-9276.2	669276		
1.5	73 - 75	09/99→10/02	➡	08/02→		03.0137-9270.2	669270		
			➡	09/00→ 07/02		03.0137-9276.2	669276		
1.5 CRDi	60	01/02→11/05	➡	08/02→ 09/05		03.0137-9270.2	669270		
			➡	04/02→ 07/02		03.0137-9276.2	669276		
1.6	77	12/02→11/05	➡			03.0137-9270.2	669270		
 Bremstrommel									
1.3	55	01/00→11/05	➡	→ 07/02		24.0218-0008.1	480313	Ø 221,2 x 45,1 / 182	
1.5	66 - 69	01/00→12/06							
1.3	63	01/00→11/05	➡	→ 09/05		24.0218-0008.1	480313	Ø 221,2 x 45,1 / 182	
1.5	73	09/99→10/02	➡	09/00→ 07/02		24.0218-0008.1	480313	Ø 221,2 x 45,1 / 182	
1.5	75	09/99→10/02	➡	02/00→		24.0218-0008.1	480313	Ø 221,2 x 45,1 / 182	
			➡	→ 01/00		24.0218-0034.1	480129	Ø 216 x 44,6 / 182	
1.5 CRDi	60	01/02→11/05	➡	04/02→ 07/02		24.0218-0008.1	480313	Ø 221,2 x 45,1 / 182	
 Bremsbackensatz									
1.3	55	01/00→11/05	➡	→ 07/02		03.0137-0429.2	650429	Ø 180 x 37 + HEB	
1.5	66	01/00→11/05				03.0520-7419.3	697419	Ø 180 x 37 + RZ / + Zub TopKit	
			➡	08/02→ 09/05		03.0137-0437.2	650437	Ø 203 x 38 + HEB	
						03.0520-4517.3	694517	Ø 203 x 38 + RZ / + Zub TopKit	
1.3	63	01/00→11/05	➡	→ 09/05		03.0137-0429.2	650429	Ø 180 x 37 + HEB	
						03.0520-7419.3	697419	Ø 180 x 37 + RZ / + Zub TopKit	
1.5	69	01/00→12/06	➡	→ 07/02		03.0137-0429.2	650429	Ø 180 x 37 + HEB	
						03.0520-7419.3	697419	Ø 180 x 37 + RZ / + Zub TopKit	
			➡	08/02→ 05/06		03.0137-0437.2	650437	Ø 203 x 38 + HEB	
						03.0520-4517.3	694517	Ø 203 x 38 + RZ / + Zub TopKit	
1.5	73 - 75	09/99→10/02	➡	09/00→ 07/02		03.0137-0429.2	650429	Ø 180 x 37 + HEB	
						03.0520-7419.3	697419	Ø 180 x 37 + RZ / + Zub TopKit	
			➡	08/02→		03.0137-0437.2	650437	Ø 203 x 38 + HEB	
						03.0520-4517.3	694517	Ø 203 x 38 + RZ / + Zub TopKit	
1.5 CRDi	60	01/02→11/05	➡	04/02→ 07/02		03.0137-0429.2	650429	Ø 180 x 37 + HEB	
						03.0520-7419.3	697419	Ø 180 x 37 + RZ / + Zub TopKit	
			➡	08/02→ 09/05		03.0137-0437.2	650437	Ø 203 x 38 + HEB	
						03.0520-4517.3	694517	Ø 203 x 38 + RZ / + Zub TopKit	
1.6	77	12/02→11/05	➡	→ 09/05		03.0137-0437.2	650437	Ø 203 x 38 + HEB	
						03.0520-4517.3	694517	Ø 203 x 38 + RZ / + Zub TopKit	
 Seilzug, Feststellbremse									
1.3	55	01/00→11/05		08/02→ 09/05; Trommelbremse; <input type="checkbox"/>		24.3727-3104.2	583104	L= 1.493	
1.5	66	01/00→11/05							
1.5 CRDi	60	01/02→11/05		08/02→ 09/05; Trommelbremse; <input type="checkbox"/>		24.3727-3105.2	583105	L= 1.493	
1.5	69	01/00→12/06		08/02→ 05/06; Trommelbremse; <input type="checkbox"/>		24.3727-3104.2	583104	L= 1.493	
				08/02→ 05/06; Trommelbremse; <input type="checkbox"/>		24.3727-3105.2	583105	L= 1.493	
1.5	73 - 75	09/99→10/02		08/02→; Trommelbremse; <input type="checkbox"/>		24.3727-3104.2	583104	L= 1.493	
				08/02→; Trommelbremse; <input type="checkbox"/>		24.3727-3105.2	583105	L= 1.493	
1.6	77	12/02→11/05		→ 09/05; Trommelbremse; <input type="checkbox"/>		24.3727-3104.2	583104	L= 1.493	
				→ 09/05; Trommelbremse; <input type="checkbox"/>		24.3727-3105.2	583105	L= 1.493	

	kw					! #		
HYUNDAI - ACCENT III (MC) 11/05→12/10								
Zubehörsatz, Bremsbacken								
1.4 GL 1.5 CRDi GLS 1.6 GLS	71 81 82	11/05→11/10 11/05→11/10 11/05→11/10	➡	- ABS			03.0137-9351.2 669351	
 Bremsbackensatz								
1.4 GL 1.5 CRDi GLS 1.6 GLS	71 81 82	11/05→11/10 11/05→11/10 11/05→11/10	➡	- ABS			03.0137-0495.2 650495	Ø 203 x 32 + HEB
 Bremsbackensatz, Feststellbremse								
1.4 GL 1.5 CRDi GLS 1.6 GLS	71 81 82	11/05→11/10 11/05→11/10 11/05→11/10	➡	+ ABS			03.0137-3022.2 653022	Ø 170 x 32 + HEB
Zubehörsatz, Feststellbremsbacken								
1.4 GL 1.5 CRDi GLS 1.6 GLS	71 81 82	11/05→11/10 11/05→11/10 11/05→11/10	➡	+ ABS			03.0137-9331.2 669331	
 Seilzug, Feststellbremse								
1.4 GL 1.5 CRDi GLS	71 81	11/05→11/10 11/05→11/10		- ABS; Trommelbremse; <input type="checkbox"/>			24.3727-3210.2 583210	L= 1.605
				- ABS; Trommelbremse; <input type="checkbox"/>			24.3727-3211.2 583211	L= 1.605
1.6 GLS	82	11/05→11/10		→ 09/07; - ABS; Trommelbremse; <input type="checkbox"/>			24.3727-3210.2 583210	L= 1.605
				→ 09/07; - ABS; Trommelbremse; <input type="checkbox"/>			24.3727-3211.2 583211	L= 1.605
				10/07→; - ABS; Trommelbremse; <input type="checkbox"/>			24.3727-3214.2 583214	L= 1.608
				10/07→; - ABS; Trommelbremse; <input type="checkbox"/>			24.3727-3215.2 583215	L= 1.604
HYUNDAI - ACCENT III Stufenheck (MC) 11/05→12/12								
Zubehörsatz, Bremsbacken								
1.4 GL 1.5 1.5 CRDi GLS 1.6 GLS	71 75 81 82	11/05→11/10 01/08→12/12 11/05→11/10 11/05→11/10	➡	- ABS			03.0137-9351.2 669351	
 Bremsbackensatz								
1.4 GL 1.5 1.5 CRDi GLS 1.6 GLS	71 75 81 82	11/05→11/10 01/08→12/12 11/05→11/10 11/05→11/10	➡	- ABS			03.0137-0495.2 650495	Ø 203 x 32 + HEB
 Bremsbackensatz, Feststellbremse								
1.4 GL 1.5 1.5 CRDi GLS 1.6 GLS	71 75 81 82	11/05→11/10 01/08→12/12 11/05→11/10 11/05→11/10	➡	+ ABS			03.0137-3022.2 653022	Ø 170 x 32 + HEB
Zubehörsatz, Feststellbremsbacken								
1.4 GL 1.5 1.5 CRDi GLS 1.6 GLS	71 75 81 82	11/05→11/10 01/08→12/12 11/05→11/10 11/05→11/10	➡	+ ABS			03.0137-9331.2 669331	
 Seilzug, Feststellbremse								
1.4 GL 1.5 CRDi GLS 1.6 GLS	71 81 82	11/05→11/10 11/05→11/10 11/05→11/10		→ 09/07; - ABS; Trommelbremse; <input type="checkbox"/>			24.3727-3210.2 583210	L= 1.605
				→ 09/07; - ABS; Trommelbremse; <input type="checkbox"/>			24.3727-3211.2 583211	L= 1.605
				10/07→; - ABS; Trommelbremse; <input type="checkbox"/>			24.3727-3214.2 583214	L= 1.608
				10/07→; - ABS; Trommelbremse; <input type="checkbox"/>			24.3727-3215.2 583215	L= 1.604
1.5	75	01/08→12/12		- ABS; Trommelbremse; <input type="checkbox"/>			24.3727-3214.2 583214	L= 1.608
				- ABS; Trommelbremse; <input type="checkbox"/>			24.3727-3215.2 583215	L= 1.604
HYUNDAI - ACCENT IV (RB) 11/10→								
 Radbremszylinder								
1.4	73 - 74	04/15→	➡	für Fahrzeuge mit Trommelbremse an der Hinterachse	2		24.3217-1731.3 020551	ALU
1.4 1.6 CVVT	79 90	11/10→ 12/10→	➡	<input type="checkbox"/>			24.3217-1731.3 020551	ALU
1.6 1.6 CRDi 1.6 GDI →	91 94 103	11/10→ 07/11→ 09/11→	➡	- ABS	2		24.3217-1731.3 020551	ALU

	kw					! #		
HYUNDAI - ACCENT IV (RB) 11/10→								
 Bremsbackensatz								
1.4	73 - 74	04/15→	➔	für Fahrzeuge mit Trommelbremse an der Hinterachse		03.0137-0517.2 650517 03.0520-5117.3 695117	Ø 203 x 31 + HEB Ø 203 x 31 + RZ / + Zub TopKit	
1.4	79	11/10→	➔			03.0137-0517.2 650517 03.0520-5117.3 695117	Ø 203 x 31 + HEB Ø 203 x 31 + RZ / + Zub TopKit	
HYUNDAI - ACCENT IV Stufenheck (RB) 08/10→								
 Radbremszylinder								
1.4 1.4 CRDi 1.6 CRDi 1.6 GDI	74 66 100 103	11/10→ 11/10→ 04/11→ 11/10→	➔	- ABS	2	24.3217-1731.3 020551	ALU	
1.4 1.6	80 90 - 91	11/10→12/17 11/10→	➔			24.3217-1731.3 020551	ALU	
1.6 CRDi	94	11/10→12/17	➔	10/11→; - ABS	2	24.3217-1731.3 020551	ALU	
 Bremsbackensatz								
1.4 1.4 CRDi	74 66	11/10→ 11/10→	➔			03.0137-0517.2 650517 03.0520-5117.3 695117	Ø 203 x 31 + HEB Ø 203 x 31 + RZ / + Zub TopKit	
HYUNDAI - ACCENT V Stufenheck (HC) 01/17→								
 Radbremszylinder								
1.4	74	07/18→	➔			24.3217-1731.3 020551	ALU	
HYUNDAI - ACCENT Stufenheck (X-3) 05/94→01/00								
 Radbremszylinder								
1.3	44 - 55	10/94→01/00	➔	→ 12/99; 		24.3219-1747.3 020498	ALU	
1.3 i 12V 1.5 i 12V 1.5 i 16V	62 65 73	10/94→01/00 10/94→01/00 10/95→01/00	➔	→ 12/99; 		24.3219-1748.3 020499	ALU	
1.5	63	10/94→07/99	➔			24.3219-1747.3 020498	ALU	
			➔			24.3219-1748.3 020499	ALU	
Zubehörsatz, Bremsbacken								
1.3	44 - 55	10/94→01/00	➔	→ 12/99		03.0137-9277.2 669277		
1.3 i 12V 1.5 i 12V 1.5 i 16V	62 65 73	10/94→01/00 10/94→01/00 10/95→01/00	➔					
1.5	63	10/94→07/99	➔			03.0137-9277.2 669277		
 Bremstrommel								
1.3	44 - 55	10/94→01/00	➔	06/96→ 12/99		24.0218-0034.1 480129	Ø 216 x 44,6 / 182	
1.3 i 12V 1.5 i 12V 1.5 i 16V	62 65 73	10/94→01/00 10/94→01/00 10/95→01/00	➔					
1.5	63	10/94→07/99	➔	06/96→		24.0218-0034.1 480129	Ø 216 x 44,6 / 182	
 Bremsbackensatz								
1.3	44 - 55	10/94→01/00	➔	→ 12/99		03.0137-0366.2 650366 03.0520-7519.3 697519	Ø 180 x 32 + HEB Ø 180 x 32 + RZ / + Zub TopKit	
1.3 i 12V 1.5 i 12V 1.5 i 16V	62 65 73	10/94→01/00 10/94→01/00 10/95→01/00	➔					
1.5	63	10/94→07/99	➔			03.0137-0366.2 650366 03.0520-7519.3 697519	Ø 180 x 32 + HEB Ø 180 x 32 + RZ / + Zub TopKit	
 Seilzug, Feststellbremse								
1.3	44 - 55	10/94→01/00		→ 12/99; Trommelbremse; 		24.3727-3102.2 583102	L= 1.485	
1.3 i 12V 1.5 i 12V	62 65	10/94→01/00 10/94→01/00		→ 12/99; Trommelbremse; 		24.3727-3103.2 583103	L= 1.485	
1.5	63	10/94→07/99		Trommelbremse; 		24.3727-3102.2 583102	L= 1.485	
				Trommelbremse; 		24.3727-3103.2 583103	L= 1.485	

	kW			 	! #		
HYUNDAI - ATOS (MX) 01/97→							
 Radbremszylinder							
1.0 i	40 - 43	02/98→07/03	➡		2	24.3217-1723.3 020502	ALU
1.1	43	08/03→12/08	➡	→ 08/08; - ABS	2	24.3215-1705.3 020596	ALU
			➡	→ 08/08; + ABS	2	24.3217-1723.3 020502	ALU
1.1	45	06/03→12/10	➡	→ 01/07; - ABS	2	24.3215-1705.3 020596	ALU
			➡	→ 01/07; + ABS	2	24.3217-1723.3 020502	ALU
1.1	46	08/03→12/08	➡	03/04→ 02/08; - ABS	2	24.3215-1705.3 020596	ALU
			➡	03/04→ 01/06; + ABS	2	24.3217-1723.3 020502	ALU
Zubehörsatz, Bremsbacken							
1.0 i	40 - 43	02/98→07/03	➡			03.0137-9277.2 669277	
1.1	43	08/03→12/08	➡	→ 08/08		03.0137-9277.2 669277	
1.1	45	06/03→12/10	➡	→ 01/07		03.0137-9277.2 669277	
1.1	46	08/03→12/08	➡	03/04→ 02/08		03.0137-9277.2 669277	
 Bremstrommel							
1.0 i	40 - 43	02/98→07/03	➡			24.0218-0044.2 480174	Ø 216 x 36 / 182 - RLG / - ABS Ring / mit Radbefestigungsbolzen
 Bremsbackensatz							
1.0 i	40 - 43	02/98→07/03	➡			03.0137-0386.2 650386	Ø 180 x 30 + HEB
1.1	43	08/03→12/08	➡	→ 08/08		03.0520-4617.3 694617	Ø 180 x 30 + RZ / + Zub TopKit
			➡			03.0137-0386.2 650386	Ø 180 x 30 + HEB
1.1	45	06/03→12/10	➡	→ 01/07		03.0520-4617.3 694617	Ø 180 x 30 + RZ / + Zub TopKit
			➡			03.0137-0386.2 650386	Ø 180 x 30 + HEB
1.1	46	08/03→12/08	➡	03/04→ 02/08		03.0520-4617.3 694617	Ø 180 x 30 + RZ / + Zub TopKit
			➡			03.0137-0386.2 650386	Ø 180 x 30 + HEB
 Seilzug, Feststellbremse							
1.0 i	40 - 43	02/98→07/03		Trommelbremse; <input type="checkbox"/>		24.3727-3100.2 583100	L= 1.520
				Trommelbremse; <input type="checkbox"/>		24.3727-3101.2 583101	L= 1.504
1.1	43	08/03→12/08		→ 08/08; Trommelbremse; <input type="checkbox"/>		24.3727-3100.2 583100	L= 1.520
				→ 08/08; Trommelbremse; <input type="checkbox"/>		24.3727-3101.2 583101	L= 1.504
1.1	45	06/03→12/10		→ 01/07; Trommelbremse; <input type="checkbox"/>		24.3727-3100.2 583100	L= 1.520
				→ 01/07; Trommelbremse; <input type="checkbox"/>		24.3727-3101.2 583101	L= 1.504
1.1	46	08/03→12/08		03/04→ 02/08; Trommelbremse; <input type="checkbox"/>		24.3727-3100.2 583100	L= 1.520
				03/04→ 02/08; Trommelbremse; <input type="checkbox"/>		24.3727-3101.2 583101	L= 1.504
HYUNDAI - COUPE I (RD) 05/96→04/02							
Zubehörsatz, Bremsbacken							
1.6 16V 1.6 i 16V	85 79 - 84	03/98→04/02 12/96→04/02	➡	- ABS		03.0137-9270.2 669270	
 Bremsbackensatz							
1.6 16V 1.6 i 16V	85 79 - 84	03/98→04/02 12/96→04/02	➡	- ABS		03.0137-0369.2 650369	Ø 203 x 39 + HEB
HYUNDAI - ELANTRA III (XD) 03/00→08/06							
 Radbremszylinder							
1.5 VVTi 1.6	77 82	08/03→05/06 09/03→07/06	➡		2	24.3219-1743.3 020485	ALU
1.6 1.8 2.0	66 - 79 97 102 - 104	06/00→07/06 06/00→07/06 06/00→07/06	➡	11/01→ 05/06	2	24.3219-1743.3 020485	ALU
			➡				
			➡				
2.0 CRDi	83	04/01→07/06	➡				
1.6	77	05/03→07/06	➡	08/03→ 05/06	2	24.3219-1743.3 020485	ALU
2.0 →	105	10/03→07/06	➡	→ 05/06	2	24.3219-1743.3 020485	ALU

HYUNDAI - ELANTRA III (XD) 03/00→08/06

Zubehörsatz, Bremsbacken

1.5 VVTi	77	08/03→05/06	➔				
1.6	66 - 82	06/00→07/06				03.0137-9270.2	669270
1.8	97	06/00→07/06					
2.0	102 - 105	06/00→07/06					
2.0 CRDi	83	04/01→07/06					

Bremsbackensatz

1.5 VVTi	77	08/03→05/06	➔				
1.6	82	09/03→07/06				03.0137-0437.2	650437
							Ø 203 x 38 + HEB
1.6	66 - 79	06/00→07/06	➔	11/01→ 05/06		03.0137-0437.2	650437
							Ø 203 x 38 + HEB
1.8	97	06/00→07/06					
2.0	102 - 104	06/00→07/06					
2.0 CRDi	83	04/01→07/06					
1.6	77	05/03→07/06	➔	08/03→ 05/06		03.0137-0437.2	650437
							Ø 203 x 38 + HEB
2.0	105	10/03→07/06	➔	→ 05/06		03.0137-0437.2	650437
							Ø 203 x 38 + HEB














Seilzug, Feststellbremse












1.5 VVTi	77	08/03→05/06		→ 10/03; + ABS; Scheibenbremse; <input type="checkbox"/>			L= 1.593
				→ 10/03; + ABS; Scheibenbremse; <input type="checkbox"/>			L= 1.578
				11/03→; + ABS; Scheibenbremse; <input type="checkbox"/>			L= 1.578
				11/03→; + ABS; Scheibenbremse; <input type="checkbox"/>			L= 1.562
				- ABS; Trommelbremse; <input type="checkbox"/>			L= 1.718
				- ABS; Trommelbremse; <input type="checkbox"/>			L= 1.705
1.6	66 - 79	06/00→07/06		→ 10/03; + ABS; Scheibenbremse; <input type="checkbox"/>			L= 1.593
				→ 10/03; + ABS; Scheibenbremse; <input type="checkbox"/>			L= 1.578
				11/03→ 05/06; + ABS; Scheibenbremse; <input type="checkbox"/>			L= 1.578
				11/03→ 05/06; + ABS; Scheibenbremse; <input type="checkbox"/>			L= 1.562
1.8	97	06/00→07/06		→ 10/03; + ABS; Scheibenbremse; <input type="checkbox"/>			L= 1.593
				→ 10/03; + ABS; Scheibenbremse; <input type="checkbox"/>			L= 1.578
				11/03→ 05/06; + ABS; Scheibenbremse; <input type="checkbox"/>			L= 1.578
				11/03→ 05/06; + ABS; Scheibenbremse; <input type="checkbox"/>			L= 1.562
2.0	102 - 104	06/00→07/06		→ 10/03; + ABS; Scheibenbremse; <input type="checkbox"/>			L= 1.593
				→ 10/03; + ABS; Scheibenbremse; <input type="checkbox"/>			L= 1.578
				11/03→ 05/06; + ABS; Scheibenbremse; <input type="checkbox"/>			L= 1.578
				11/03→ 05/06; + ABS; Scheibenbremse; <input type="checkbox"/>			L= 1.562
2.0 CRDi	83	04/01→07/06		→ 10/03; + ABS; Scheibenbremse; <input type="checkbox"/>			L= 1.593
				→ 10/03; + ABS; Scheibenbremse; <input type="checkbox"/>			L= 1.578
				11/03→ 05/06; + ABS; Scheibenbremse; <input type="checkbox"/>			L= 1.578
				11/03→ 05/06; + ABS; Scheibenbremse; <input type="checkbox"/>			L= 1.562
1.6	77	05/03→07/06		08/03→ 10/03; + ABS; Scheibenbremse; <input type="checkbox"/>			L= 1.593
				08/03→ 10/03; + ABS; Scheibenbremse; <input type="checkbox"/>			L= 1.578
				11/03→ 05/06; + ABS; Scheibenbremse; <input type="checkbox"/>			L= 1.578
				11/03→ 05/06; + ABS; Scheibenbremse; <input type="checkbox"/>			L= 1.562
				08/03→ 05/06; - ABS; Trommelbremse; <input type="checkbox"/>			L= 1.718
				08/03→ 05/06; - ABS; Trommelbremse; <input type="checkbox"/>			L= 1.705
1.6	82	09/03→07/06		→ 09/03; Scheibenbremse; <input type="checkbox"/>			L= 1.593
				→ 09/03; Scheibenbremse; <input type="checkbox"/>			L= 1.578
				10/03→; Scheibenbremse; <input type="checkbox"/>			L= 1.578
				10/03→; Scheibenbremse; <input type="checkbox"/>			L= 1.562
				Trommelbremse; <input type="checkbox"/>			L= 1.718
				Trommelbremse; <input type="checkbox"/>			L= 1.705
2.0	105	10/03→07/06		→ 05/06; + ABS; Scheibenbremse; <input type="checkbox"/>			L= 1.578
				→ 05/06; + ABS; Scheibenbremse; <input type="checkbox"/>			L= 1.562
				→ 05/06; - ABS; Trommelbremse; <input type="checkbox"/>			L= 1.718
				→ 05/06; - ABS; Trommelbremse; <input type="checkbox"/>			L= 1.705










HYUNDAI - ELANTRA III Stufenheck (XD) 03/00→09/06
















Radbremszylinder
















1.6	66 - 79	06/00→07/06	➔	11/01→ 05/06			
					2	24.3219-1743.3	020485
							ALU
1.8	97	06/00→07/06					
2.0	102 - 104	06/00→07/06					
2.0 CRDi	83	04/01→07/06					
1.6	77	05/03→05/06	➔	08/03→	2	24.3219-1743.3	020485
							ALU
1.8	79	06/00→07/03	➔	11/01→	2	24.3219-1743.3	020485
							ALU
→							
















	kw					! #		
HYUNDAI - ELANTRA III Stufenheck (XD) 03/00→09/06								
 Radbremszylinder								
2.0	105	10/03→07/06	➡	→ 05/06		2	24.3219-1743.3 020485	ALU
Zubehörsatz, Bremsbacken								
1.6	66 - 79	06/00→07/06	➡				03.0137-9270.2 669270	
1.8	79 - 97	06/00→07/06						
2.0	102 - 104	06/00→07/06						
2.0 CRDi	83	04/01→07/06						
 Bremsbackensatz								
1.6	66 - 79	06/00→07/06	➡	11/01→ 05/06			03.0137-0437.2 650437	Ø 203 x 38 + HEB
1.8	97	06/00→07/06						
2.0	102 - 104	06/00→07/06						
2.0 CRDi	83	04/01→07/06						
1.6	77	05/03→05/06	➡	08/03→			03.0137-0437.2 650437	Ø 203 x 38 + HEB
1.8	79	06/00→07/03	➡	11/01→			03.0137-0437.2 650437	Ø 203 x 38 + HEB
2.0	105	10/03→07/06	➡	→ 05/06			03.0137-0437.2 650437	Ø 203 x 38 + HEB
 Seilzug, Feststellbremse								
1.6	66 - 79	06/00→07/06		→ 10/03; + ABS; Scheibenbremse; <input type="checkbox"/>			24.3727-3110.2 583110	L= 1.593
1.8	97	06/00→07/06		→ 10/03; + ABS; Scheibenbremse; <input type="checkbox"/>			24.3727-3111.2 583111	L= 1.578
2.0	102 - 104	06/00→07/06		11/03→ 05/06; + ABS; Scheibenbremse; <input type="checkbox"/>			24.3727-3112.2 583112	L= 1.578
2.0 CRDi	83	04/01→07/06		11/03→ 05/06; + ABS; Scheibenbremse; <input type="checkbox"/>			24.3727-3113.2 583113	L= 1.562
				→ 05/06; - ABS; Trommelbremse; <input type="checkbox"/>			24.3727-3118.2 583118	L= 1.718
				→ 05/06; - ABS; Trommelbremse; <input type="checkbox"/>			24.3727-3119.2 583119	L= 1.705
1.6	77	05/03→05/06		08/03→ 10/03; + ABS; Scheibenbremse; <input type="checkbox"/>			24.3727-3110.2 583110	L= 1.593
				08/03→ 10/03; + ABS; Scheibenbremse; <input type="checkbox"/>			24.3727-3111.2 583111	L= 1.578
				11/03→; + ABS; Scheibenbremse; <input type="checkbox"/>			24.3727-3112.2 583112	L= 1.578
				11/03→; + ABS; Scheibenbremse; <input type="checkbox"/>			24.3727-3113.2 583113	L= 1.562
				08/03→; - ABS; Trommelbremse; <input type="checkbox"/>			24.3727-3118.2 583118	L= 1.718
				08/03→; - ABS; Trommelbremse; <input type="checkbox"/>			24.3727-3119.2 583119	L= 1.705
1.8	79	06/00→07/03		+ ABS; Scheibenbremse; <input type="checkbox"/>			24.3727-3110.2 583110	L= 1.593
				+ ABS; Scheibenbremse; <input type="checkbox"/>			24.3727-3111.2 583111	L= 1.578
				- ABS; Trommelbremse; <input type="checkbox"/>			24.3727-3118.2 583118	L= 1.718
				- ABS; Trommelbremse; <input type="checkbox"/>			24.3727-3119.2 583119	L= 1.705
2.0	105	10/03→07/06		→ 05/06; + ABS; Scheibenbremse; <input type="checkbox"/>			24.3727-3112.2 583112	L= 1.578
				→ 05/06; + ABS; Scheibenbremse; <input type="checkbox"/>			24.3727-3113.2 583113	L= 1.562
				→ 05/06; - ABS; Trommelbremse; <input type="checkbox"/>			24.3727-3118.2 583118	L= 1.718
				→ 05/06; - ABS; Trommelbremse; <input type="checkbox"/>			24.3727-3119.2 583119	L= 1.705
HYUNDAI - ELANTRA IV Stufenheck (HD) 11/05→								
 Radbremszylinder								
2.0 CVVT	105	06/06→06/11	➡	<input type="checkbox"/>			24.3219-1747.3 020498	ALU
			➡	<input type="checkbox"/>			24.3219-1748.3 020499	ALU
 Seilzug, Feststellbremse								
1.6 CRDi	85	11/05→12/11		+ ABS; Scheibenbremse; <input type="checkbox"/>			24.3727-3114.2 583114	L= 1.674
1.6 CVVT	90	06/06→06/11		+ ABS; Scheibenbremse; <input type="checkbox"/>			24.3727-3115.2 583115	L= 1.672
2.0 CVVT	103	06/06→05/10		für Fahrzeuge mit Scheibenbremse an der Hinterachse; <input type="checkbox"/>			24.3727-3114.2 583114	L= 1.674
2.0 CVVT	105	06/06→06/11		für Fahrzeuge mit Scheibenbremse an der Hinterachse; <input type="checkbox"/>			24.3727-3115.2 583115	L= 1.672
HYUNDAI - GALLOPER II (JK-01) 02/97→12/03								
 Radbremszylinder								
2.5 Tci D	77	08/98→12/03	➡	<input type="checkbox"/>			24.3223-1712.3 020571	GG
2.5 TD	65	08/98→12/03						
2.5 TD intercooler	73	08/98→12/03	➡	<input type="checkbox"/>			24.3223-1713.3 020572	GG
2.6 TD All-wheel Drive	63	08/98→06/03						
3.0 V6	104	08/98→12/03						

	kw			 	! #		
HYUNDAI - GETZ (TB) 06/01→01/11							
 Radbremszylinder							
1.1 1.5 CRDi GLS	46 75	09/02→09/05 07/04→08/05	➡	→ 07/05	2	24.3217-1723.3 020502	ALU
1.1 1.4 i 1.5 CRDi GLS	49 71 81	09/05→06/09 08/05→12/10 08/05→06/09	➡	→ 02/09	2	24.3217-1723.3 020502	ALU
1.3 1.5 i	61 - 63 73	09/03→06/09 03/03→09/05	➡	→ 04/05	2	24.3217-1723.3 020502	ALU
1.3 i 1.5 CRDi	60 60	09/02→03/04 03/03→09/05	➡	→ 04/05; - ABS	2	24.3217-1723.3 020502	ALU
1.5 CRDi	65	08/05→06/09	➡	→ 02/09; - ABS	2	24.3217-1723.3 020502	ALU
1.6	77	09/02→09/05	➡	→ 07/05; - ABS	2	24.3217-1723.3 020502	ALU
1.6	78	06/05→06/09	➡	08/05→	2	24.3217-1723.3 020502	ALU
Zubehörsatz, Bremsbacken							
1.1 1.5 CRDi GLS 1.6	46 75 77	09/02→09/05 07/04→08/05 09/02→09/05	➡	→ 07/05; - ABS		03.0137-9292.2 669292	
1.1 1.4 i 1.5 CRDi 1.5 CRDi GLS	49 71 65 81	09/05→06/09 08/05→12/10 08/05→06/09 08/05→06/09	➡	→ 02/09; - ABS		03.0137-9292.2 669292	
1.3 1.5 CRDi 1.5 i	61 - 63 60 73	09/03→06/09 03/03→09/05 03/03→09/05	➡	→ 04/05; - ABS		03.0137-9292.2 669292	
1.3 i	60	09/02→03/04	➡	- ABS		03.0137-9292.2 669292	
1.6	78	06/05→06/09	➡	08/05→; - ABS		03.0137-9292.2 669292	
 Bremstrommel							
1.1 1.6	46 77	09/02→09/05 09/02→09/05	➡	→ 07/05; + ABS		24.0220-3038.1 480315	Ø 243,2 x 38,5 / 205,2
1.1 1.4 i 1.5 CRDi	49 71 65	09/05→06/09 08/05→12/10 08/05→06/09	➡	→ 02/09; + ABS		24.0220-3038.1 480315	Ø 243,2 x 38,5 / 205,2
1.3 1.5 CRDi 1.5 i	61 - 63 60 73	09/03→06/09 03/03→09/05 03/03→09/05	➡	→ 04/05; + ABS		24.0220-3038.1 480315	Ø 243,2 x 38,5 / 205,2
1.3 i	60	09/02→03/04	➡	+ ABS		24.0220-3038.1 480315	Ø 243,2 x 38,5 / 205,2
1.6	78	06/05→06/09	➡	08/05→; + ABS		24.0220-3038.1 480315	Ø 243,2 x 38,5 / 205,2
 Bremsbackensatz							
1.1 1.6	46 77	09/02→09/05 09/02→09/05	➡	→ 07/05; + ABS		03.0137-0456.2 650456	Ø 203 x 32 + HEB
			➡	→ 07/05		03.0520-4417.3 694417	Ø 203 x 32 + RZ / + Zub TopKit
1.1 1.4 i 1.5 CRDi	49 71 65	09/05→06/09 08/05→12/10 08/05→06/09	➡	→ 02/09; + ABS		03.0137-0456.2 650456	Ø 203 x 32 + HEB
			➡	→ 02/09		03.0520-4417.3 694417	Ø 203 x 32 + RZ / + Zub TopKit
1.3 1.5 CRDi 1.5 i	61 - 63 60 73	09/03→06/09 03/03→09/05 03/03→09/05	➡	→ 04/05; + ABS		03.0137-0456.2 650456	Ø 203 x 32 + HEB
			➡	→ 04/05		03.0520-4417.3 694417	Ø 203 x 32 + RZ / + Zub TopKit
1.3 i	60	09/02→03/04	➡	+ ABS		03.0137-0456.2 650456	Ø 203 x 32 + HEB
			➡			03.0520-4417.3 694417	Ø 203 x 32 + RZ / + Zub TopKit
1.5 CRDi GLS	75	07/04→08/05	➡	→ 07/05		03.0520-4417.3 694417	Ø 203 x 32 + RZ / + Zub TopKit
1.5 CRDi GLS	81	08/05→06/09	➡	→ 02/09		03.0520-4417.3 694417	Ø 203 x 32 + RZ / + Zub TopKit
1.6	78	06/05→06/09	➡	08/05→; + ABS		03.0137-0456.2 650456	Ø 203 x 32 + HEB
			➡	08/05→		03.0520-4417.3 694417	Ø 203 x 32 + RZ / + Zub TopKit
 Bremsbackensatz, Feststellbremse							
1.4 i 1.5 CRDi 1.5 CRDi GLS	71 65 81	08/05→12/10 08/05→06/09 08/05→06/09	➡	→ 02/09		03.0137-3024.2 653024	Ø 170 x 32 + HEB
1.5 CRDi	60	03/03→09/05	➡	→ 04/05		03.0137-3024.2 653024	Ø 170 x 32 + HEB
1.5 CRDi GLS 1.6	75 77	07/04→08/05 09/02→09/05	➡	→ 07/05		03.0137-3024.2 653024	Ø 170 x 32 + HEB
1.6	78	06/05→06/09	➡	08/05→		03.0137-3024.2 653024	Ø 170 x 32 + HEB
→							














	kw					! #		
HYUNDAI - GETZ (TB) 06/01→01/11								
Zubehörsatz, Feststellbremsbacken								
1.4 i 1.5 CRDi 1.5 CRDi GLS	71 65 81	08/05→12/10 08/05→06/09 08/05→06/09	➡	→ 02/09			03.0137-9326.2 669326	
1.5 CRDi	60	03/03→09/05	➡	→ 04/05			03.0137-9326.2 669326	
1.5 CRDi GLS 1.6	75 77	07/04→08/05 09/02→09/05	➡	→ 07/05			03.0137-9326.2 669326	
1.6	78	06/05→06/09	➡	08/05→			03.0137-9326.2 669326	
 Seilzug, Feststellbremse								
1.1	46	09/02→09/05		→ 07/05; + ABS; Trommelbremse; <input type="checkbox"/>	24.3727-3120.2 583120	L= 1.610		
				→ 07/05; + ABS; Trommelbremse; <input type="checkbox"/>	24.3727-3121.2 583121	L= 1.620		
				→ 07/05; - ABS; Trommelbremse; <input type="checkbox"/>	24.3727-3124.2 583124	L= 1.598		
				→ 07/05; - ABS; Trommelbremse; <input type="checkbox"/>	24.3727-3125.2 583125	L= 1.607		
1.1	49	09/05→06/09		→ 08/07; + ABS; Trommelbremse; <input type="checkbox"/>	24.3727-3120.2 583120	L= 1.610		
				→ 08/07; + ABS; Trommelbremse; <input type="checkbox"/>	24.3727-3121.2 583121	L= 1.620		
				→ 08/07; - ABS; Trommelbremse; <input type="checkbox"/>	24.3727-3124.2 583124	L= 1.598		
				→ 08/07; - ABS; Trommelbremse; <input type="checkbox"/>	24.3727-3125.2 583125	L= 1.607		
1.3 1.5 i	61 - 63 73	09/03→06/09 03/03→09/05		→ 04/05; + ABS; Trommelbremse; <input type="checkbox"/>	24.3727-3120.2 583120	L= 1.610		
				→ 04/05; + ABS; Trommelbremse; <input type="checkbox"/>	24.3727-3121.2 583121	L= 1.620		
				→ 04/05; - ABS; Trommelbremse; <input type="checkbox"/>	24.3727-3124.2 583124	L= 1.598		
				→ 04/05; - ABS; Trommelbremse; <input type="checkbox"/>	24.3727-3125.2 583125	L= 1.607		
1.3 i	60	09/02→03/04		+ ABS; Trommelbremse; <input type="checkbox"/>	24.3727-3120.2 583120	L= 1.610		
				+ ABS; Trommelbremse; <input type="checkbox"/>	24.3727-3121.2 583121	L= 1.620		
				- ABS; Trommelbremse; <input type="checkbox"/>	24.3727-3124.2 583124	L= 1.598		
				- ABS; Trommelbremse; <input type="checkbox"/>	24.3727-3125.2 583125	L= 1.607		
1.4 i 1.5 CRDi	71 65	08/05→12/10 08/05→06/09		→ 08/07; + ABS; Trommelbremse; <input type="checkbox"/>	24.3727-3120.2 583120	L= 1.610		
				→ 08/07; + ABS; Trommelbremse; <input type="checkbox"/>	24.3727-3121.2 583121	L= 1.620		
				→ 02/09; Scheibenbremse; <input type="checkbox"/>	24.3727-3122.2 583122	L= 1.597		
				→ 02/09; Scheibenbremse; <input type="checkbox"/>	24.3727-3123.2 583123	L= 1.610		
				→ 08/07; - ABS; Trommelbremse; <input type="checkbox"/>	24.3727-3124.2 583124	L= 1.598		
				→ 08/07; - ABS; Trommelbremse; <input type="checkbox"/>	24.3727-3125.2 583125	L= 1.607		
1.5 CRDi	60	03/03→09/05		→ 04/05; + ABS; Trommelbremse; <input type="checkbox"/>	24.3727-3120.2 583120	L= 1.610		
				→ 04/05; + ABS; Trommelbremse; <input type="checkbox"/>	24.3727-3121.2 583121	L= 1.620		
				→ 04/05; Scheibenbremse; <input type="checkbox"/>	24.3727-3122.2 583122	L= 1.597		
				→ 04/05; Scheibenbremse; <input type="checkbox"/>	24.3727-3123.2 583123	L= 1.610		
				→ 04/05; - ABS; Trommelbremse; <input type="checkbox"/>	24.3727-3124.2 583124	L= 1.598		
				→ 04/05; - ABS; Trommelbremse; <input type="checkbox"/>	24.3727-3125.2 583125	L= 1.607		
1.5 CRDi GLS	75	07/04→08/05		→ 07/05; Scheibenbremse; <input type="checkbox"/>	24.3727-3122.2 583122	L= 1.597		
				→ 07/05; Scheibenbremse; <input type="checkbox"/>	24.3727-3123.2 583123	L= 1.610		
1.5 CRDi GLS	81	08/05→06/09		→ 02/09; Scheibenbremse; <input type="checkbox"/>	24.3727-3122.2 583122	L= 1.597		
				→ 02/09; Scheibenbremse; <input type="checkbox"/>	24.3727-3123.2 583123	L= 1.610		
1.6	77	09/02→09/05		→ 07/05; + ABS; Trommelbremse; <input type="checkbox"/>	24.3727-3120.2 583120	L= 1.610		
				→ 07/05; + ABS; Trommelbremse; <input type="checkbox"/>	24.3727-3121.2 583121	L= 1.620		
				→ 07/05; Scheibenbremse; <input type="checkbox"/>	24.3727-3122.2 583122	L= 1.597		
				→ 07/05; Scheibenbremse; <input type="checkbox"/>	24.3727-3123.2 583123	L= 1.610		
				→ 07/05; - ABS; Trommelbremse; <input type="checkbox"/>	24.3727-3124.2 583124	L= 1.598		
				→ 07/05; - ABS; Trommelbremse; <input type="checkbox"/>	24.3727-3125.2 583125	L= 1.607		
1.6	78	06/05→06/09		08/05→; + ABS; Trommelbremse; <input type="checkbox"/>	24.3727-3120.2 583120	L= 1.610		
				08/05→; + ABS; Trommelbremse; <input type="checkbox"/>	24.3727-3121.2 583121	L= 1.620		
				08/05→; Scheibenbremse; <input type="checkbox"/>	24.3727-3122.2 583122	L= 1.597		
				08/05→; Scheibenbremse; <input type="checkbox"/>	24.3727-3123.2 583123	L= 1.610		
				08/05→; - ABS; Trommelbremse; <input type="checkbox"/>	24.3727-3124.2 583124	L= 1.598		
				08/05→; - ABS; Trommelbremse; <input type="checkbox"/>	24.3727-3125.2 583125	L= 1.607		
HYUNDAI - GRANDEUR (HG) 01/11→								
 Bremsbackensatz, Feststellbremse								
2.2 D 2.4 16V 2.4 GDI 2.4 Hybrid 3.0 3.0 MPI	147 148 140 117 199 184	01/11→ 01/11→10/16 02/11→04/16 07/11→ 02/11→10/16 07/11→	➡	→ 09/12; - eFSB	03.0137-3049.2 653049	Ø 167 x 26 - HEB		
3.0 LPG	173	01/11→12/11	➡	- eFSB	03.0137-3049.2 653049	Ø 167 x 26 - HEB		
→								















	kW					! #		
HYUNDAI - GRANDEUR (HG) 01/11→								
 Bremsbackensatz, Feststellbremse								
3.0 MPI	184	01/12→10/16	➡		→ 09/12		03.0137-3049.2 653049	Ø 167 x 26 - HEB
3.3	216	02/11→10/16	➡				03.0137-3049.2 653049	Ø 167 x 26 - HEB
HYUNDAI - GRANDEUR (IG) 11/16→								
 Bremsbackensatz, Feststellbremse								
2.2 CRDI	149	11/16→	➡				03.0137-3049.2 653049	Ø 167 x 26 - HEB
2.4 GDI	140	11/16→						
2.4 Hybrid	117	04/17→						
HYUNDAI - GRANDEUR (TG) 06/03→06/12								
 Bremsbackensatz, Feststellbremse								
2.0	109	06/03→05/05	➡				03.0137-3024.2 653024	Ø 170 x 32 + HEB
HYUNDAI - GRAND SANTA FÉ 01/13→								
 Bremsbackensatz, Feststellbremse								
2.2 CRDi All-wheel Drive	145 - 147	06/13→	➡				03.0137-3048.2 653048	Ø 189 x 27 - HEB
3.0 GDi All-wheel Drive	183 - 194	07/13→						
3.3	183 - 199	01/14→						
3.3 All-wheel Drive	199	02/14→						
3.3 GDi All-wheel Drive	210	07/13→						
Zubehörsatz, Feststellbremsbacken								
2.2 CRDi All-wheel Drive	145 - 147	06/13→	➡				03.0137-9329.2 669329	
3.0 GDi All-wheel Drive	183 - 194	07/13→						
3.3	183 - 199	01/14→						
3.3 All-wheel Drive	199	02/14→						
3.3 GDi All-wheel Drive	210	07/13→						
 Seilzug, Feststellbremse								
2.2 CRDi All-wheel Drive	145	06/13→					24.3727-3135.2 583135	L= 1.825
						Scheibenbremse; <input type="checkbox"/>	24.3727-3136.2 583136	L= 2.095
						Scheibenbremse; <input type="checkbox"/>		
HYUNDAI - H-1 / STAREX Bus (A1) 06/97→								
 Radbremszylinder								
2.4	82 - 107	06/97→04/04	➡				24.3222-1744.3 020581	ALU
2.4 4WD	82 - 99	02/98→04/04						
2.5 D	57	10/97→04/04						
2.5 Tci	73 - 74	10/97→12/07						
2.5 TD	59	06/97→04/04						
2.5 TD 4WD	59	02/98→04/04						
2.6 TDiC	63	10/97→04/04						
2.5 TD 4WD	74	11/01→04/04	➡		→ 09/02		24.3222-1744.3 020581	ALU
 Bremsbackensatz								
2.4	82 - 107	06/97→04/04	➡				03.0137-0488.2 650488	Ø 270 x 53 + HEB
2.4 4WD	82 - 99	02/98→04/04						
2.5 CRDi	81 - 120	12/02→12/07						
2.5 CRDi 4WD	103	12/02→04/04						
2.5 D	57	10/97→04/04						
2.5 Tci	73 - 74	10/97→12/07						
2.5 TD	59	06/97→04/04						
2.5 TD 4WD	59 - 74	02/98→04/04						
2.6 TDiC	63	10/97→04/04						
 Seilzug, Feststellbremse								
2.4	82	06/97→04/04					24.3727-3130.2 583130	L= 1.515
2.6 TDiC	63	10/97→04/04					24.3727-3131.2 583131	L= 1.515
→								

	kw					! #		
HYUNDAI - H-1 / STAREX Bus (A1) 06/97→								
 Seilzug, Feststellbremse								
2.4	101	02/03→04/04			Trommelbremse; für verkürzten Radstand; <input type="checkbox"/>		24.3727-3130.2 583130	L= 1.515
					Trommelbremse; für verkürzten Radstand; Starex; <input type="checkbox"/>		24.3727-3131.2 583131	L= 1.515
2.4	107	11/01→04/04			für verkürzten Radstand; <input type="checkbox"/>		24.3727-3130.2 583130	L= 1.515
2.5 TcI	73	10/97→12/07			für verkürzten Radstand; <input type="checkbox"/>		24.3727-3131.2 583131	L= 1.515
2.5 CRDi	103	12/02→09/07			Trommelbremse; für verkürzten Radstand; <input type="checkbox"/>		24.3727-3130.2 583130	L= 1.515
					→ 01/03; Trommelbremse; für verkürzten Radstand; <input type="checkbox"/>		24.3727-3131.2 583131	L= 1.515
2.5 CRDi 4WD	103	12/02→04/04			- ABS; Trommelbremse; für verkürzten Radstand; <input type="checkbox"/>		24.3727-3130.2 583130	L= 1.515
					- ABS; Trommelbremse; für verkürzten Radstand; <input type="checkbox"/>		24.3727-3131.2 583131	L= 1.515
2.5 TD 4WD	73 - 74	03/01→04/04			→ 11/02; für verkürzten Radstand; <input type="checkbox"/>		24.3727-3130.2 583130	L= 1.515
					→ 11/02; für verkürzten Radstand; <input type="checkbox"/>		24.3727-3131.2 583131	L= 1.515
HYUNDAI - H-1 Cargo (TQ) 09/07→								
 Bremsbackensatz, Feststellbremse								
2.4	129	03/08→	➡	09/10→			03.0137-3031.2 653031	Ø 209 x 40 - HEB
2.5 CRDi	81 - 85	02/08→	➡	+ ABS			03.0137-3031.2 653031	Ø 209 x 40 - HEB
2.5 CRDi	94	01/09→						
2.5 CRDi	100 - 125	02/08→	➡				03.0137-3031.2 653031	Ø 209 x 40 - HEB
HYUNDAI - H-1 Kasten (A1) 10/97→04/08								
 Radbremszylinder								
2.4	82 - 107	03/00→04/04	➡				24.3222-1744.3 020581	ALU
2.5 TD	59	03/00→09/00						
2.5 CRDi	103	08/03→12/07	➡	→ 04/04; - ABS			24.3222-1744.3 020581	ALU
2.5 TD	73 - 74	03/00→08/07	➡	→ 10/02			24.3222-1744.3 020581	ALU
 Bremsbackensatz								
2.4	82 - 107	03/00→04/04	➡				03.0137-0488.2 650488	Ø 270 x 53 + HEB
2.5 TD	59 - 73	03/00→10/06						
2.5 CRDi	81	07/01→04/04	➡	- ABS			03.0137-0488.2 650488	Ø 270 x 53 + HEB
2.6 CRDi	79	10/97→12/07						
2.5 CRDi	103	08/03→12/07	➡	→ 04/04; - ABS			03.0137-0488.2 650488	Ø 270 x 53 + HEB
2.5 TD	74	10/01→08/07	➡	→ 04/04			03.0137-0488.2 650488	Ø 270 x 53 + HEB
 Seilzug, Feststellbremse								
2.4	107	11/01→04/04			für verkürzten Radstand; <input type="checkbox"/>		24.3727-3130.2 583130	L= 1.515
					für verkürzten Radstand; <input type="checkbox"/>		24.3727-3131.2 583131	L= 1.515
2.6 CRDi	79	10/97→12/07			für verkürzten Radstand; Trommelbremse; <input type="checkbox"/>		24.3727-3130.2 583130	L= 1.515
					für verkürzten Radstand; Trommelbremse; <input type="checkbox"/>		24.3727-3131.2 583131	L= 1.515
HYUNDAI - H-1 Pritsche/Fahrgestell 06/00→10/06								
 Radbremszylinder								
2.5 D	73	06/00→10/06	➡	09/00→ 10/02; <input type="checkbox"/>			24.3222-1744.3 020581	ALU
 Bremsbackensatz								
2.5 CRDi	103	12/02→10/05	➡	- ABS			03.0137-0488.2 650488	Ø 270 x 53 + HEB
2.5 D	73	06/00→10/06	➡	09/00→			03.0137-0488.2 650488	Ø 270 x 53 + HEB
 Seilzug, Feststellbremse								
2.5 CRDi	103	12/02→10/05			→ 01/03; Trommelbremse; für verkürzten Radstand; <input type="checkbox"/>		24.3727-3130.2 583130	L= 1.515
					→ 01/03; Trommelbremse; für verkürzten Radstand; <input type="checkbox"/>		24.3727-3131.2 583131	L= 1.515

	kw			 	! #		
HYUNDAI - H-1 Travel (TQ) 09/07→							
 Bremsbackensatz, Feststellbremse							
2.4 2.4 i	101 126 - 129	02/08→ 02/08→	➔			03.0137-3031.2 653031	Ø 209 x 40 - HEB
2.4 LPG 2.5 CRDi	117 81 -	07/12→ 05/08→					
2.5 CRDI	125 94 -	02/08→					
2.5 TDCi	100 74	09/07→					
2.5 CRDi	85 - 129	08/11→	➔	+ ABS		03.0137-3031.2 653031	Ø 209 x 40 - HEB
HYUNDAI - H100 Bus (P) 07/93→10/04							
Zubehörsatz, Bremsbacken							
2.4	84 - 90	07/93→03/00	➔			03.0137-9013.2 669013	TRW
2.5 D 2.5 TD	57 59	12/94→03/00 07/93→03/00					
 Bremsbackensatz							
2.4	84 - 90	07/93→03/00	➔			03.0137-0036.2 650036	TRW Ø 254 x 57
2.5 D 2.5 TD	57 59	12/94→03/00 07/93→03/00					
HYUNDAI - H100 Kasten 07/93→02/07							
 Radbremszylinder							
2.4	82 - 84	08/97→12/04	➔			24.3222-1744.3 020581	ALU
Zubehörsatz, Bremsbacken							
2.4 TD 2.5 D	90 57	07/93→07/97 12/94→03/00	➔			03.0137-9013.2 669013	TRW
2.5 TDiC	59	06/98→10/03	➔	→ 03/00		03.0137-9013.2 669013	TRW
 Bremsbackensatz							
2.4	82 - 84	08/97→12/04	➔			03.0137-0488.2 650488	Ø 270 x 53 + HEB
2.4 TD 2.5 D 2.6 D	90 57 57	07/93→07/97 12/94→03/00 10/99→12/04	➔			03.0137-0036.2 650036	TRW Ø 254 x 57
2.5 TDiC	59	06/98→10/03	➔	→ 03/00		03.0137-0036.2 650036	TRW Ø 254 x 57
HYUNDAI - H100 Pritsche/Fahrgestell 07/93→08/98							
Zubehörsatz, Bremsbacken							
2.4 2.5 D	84 57 - 59	05/96→12/97 07/93→12/97	➔			03.0137-9013.2 669013	TRW
 Bremsbackensatz							
2.4 2.5 D	84 57 - 59	05/96→12/97 07/93→12/97	➔			03.0137-0036.2 650036	TRW Ø 254 x 57
HYUNDAI - H100 Pritsche/Fahrgestell 05/96→10/01							
Zubehörsatz, Bremsbacken							
2.5 D	57	05/96→10/01	➔	→ 03/00		03.0137-9013.2 669013	TRW
 Bremsbackensatz							
2.5 D	57	05/96→10/01	➔	→ 03/00		03.0137-0036.2 650036	TRW Ø 254 x 57
HYUNDAI - HIGHWAY VAN 03/00→03/04							
 Bremsbackensatz, Feststellbremse							
2.0 16V	100	03/00→03/04	➔	→ 01/04		03.0137-3004.2 653004	Ø 190 x 40 + HEB
HYUNDAI - i10 I (PA) 10/07→							
 Radbremszylinder							
1.0 1.1 1.1 LPG →	51 51 48 - 51	01/11→12/17 04/11→12/13 01/09→12/13	➔		2	24.3215-1705.3 020596	ALU














	kW				! #		
HYUNDAI - i10 I (PA) 10/07 →							
Radbremsszylinder							
1.2	63 - 64	04/11 →	➔		2	24.3215-1705.3 020596	ALU
1.2 LPG	57	01/10 → 12/13					
1.1	48 - 50	12/07 → 12/13	➔	09/10 →	2	24.3215-1705.3 020596	ALU
1.1 CRDi	55	01/08 → 12/11					
1.2	55 - 57	10/08 → 12/11					
Bremsbackensatz							
1.0	51	01/11 → 12/17	➔			03.0137-0524.2 650524	Ø 203 x 31 + HEB
1.1	51	04/11 → 12/13					
1.1 LPG	48 - 51	01/09 → 12/13				03.0520-1515.3 690109	Ø 203 x 31 + RZ / + Zub TopKit
1.2	63 - 64	04/11 →					
1.2 LPG	57	01/10 → 12/13					
1.1	48 - 50	12/07 → 12/13	➔	09/10 →		03.0137-0524.2 650524	Ø 203 x 31 + HEB
1.1 CRDi	55	01/08 → 12/11				03.0520-1515.3 690109	Ø 203 x 31 + RZ / + Zub TopKit
1.2	55 - 57	10/08 → 12/11					
Seilzug, Feststellbremse							
1.0	51	01/11 → 12/17		Trommelbremse; <input type="checkbox"/>		24.3727-3140.2 583140	L= 1.443
1.1	50 - 51	11/08 → 12/13		Trommelbremse; <input type="checkbox"/>		24.3727-3141.2 583141	L= 1.430
1.1 LPG	51	04/11 → 12/13					
HYUNDAI - i10 II (BA, IA) 08/13 →							
Radbremsszylinder							
1.0	49	08/13 →	➔		2	24.3215-1705.3 020596	ALU
1.0 LPG	49 - 51	02/14 →					
1.2	64	12/13 →					
Bremsbackensatz							
1.0	49	08/13 →	➔			03.0137-0524.2 650524	Ø 203 x 31 + HEB
1.0 LPG	49 - 51	02/14 →				03.0520-1515.3 690109	Ø 203 x 31 + RZ / + Zub TopKit
1.2	64	12/13 →					
Seilzug, Feststellbremse							
1.0	49	08/13 →		Trommelbremse; <input type="checkbox"/>		24.3727-3140.2 583140	L= 1.443
1.0 LPG	49	02/14 →		Trommelbremse; <input type="checkbox"/>		24.3727-3141.2 583141	L= 1.430
HYUNDAI - i10 III (AC3, AI3) 09/19 →							
Radbremsszylinder							
1.0 MPI	49	09/19 →	➔		2	24.3217-1731.3 020551	ALU
1.0 T-GDi	74	02/20 →					
1.2 MPI	62	09/19 →					
HYUNDAI - i20 I (PB, PBT) 08/08 →							
Radbremsszylinder							
1.1 CRDi	55	03/12 → 12/15	➔	→ 12/14; - ESP	2	24.3217-1731.3 020551	ALU
1.2	63	03/12 → 12/15					
1.2	56 - 62	08/08 → 08/14	➔	- ESP	2	24.3217-1731.3 020551	ALU
1.2 LPG	60	01/09 → 08/14					
1.6	91	12/08 →					
Bremsbackensatz							
1.1 CRDi	55	03/12 → 12/15	➔	→ 12/14; - ESP		03.0137-0524.2 650524	Ø 203 x 31 + HEB
1.2	63	03/12 → 12/15				03.0520-4917.3 694917	Ø 203 x 31 + RZ / + Zub TopKit
1.2	56 - 62	08/08 → 08/14	➔	- ESP		03.0137-0524.2 650524	Ø 203 x 31 + HEB
1.2 LPG	60	01/09 → 08/14				03.0520-4917.3 694917	Ø 203 x 31 + RZ / + Zub TopKit
1.6	91	12/08 →					
Bremsbackensatz, Feststellbremse							
1.1 CRDi	55	03/12 → 12/15	➔	→ 12/14; + ESP		03.0137-3026.2 653026	Ø 167 x 32 + HEB
1.2	63	03/12 → 12/15					
1.4	74	09/08 → 12/15					
→							













	kW					! #		
HYUNDAI - i20 I (PB, PBT) 08/08→								
 Bremsbackensatz, Feststellbremse								
1.2 1.2 LPG 1.4 LPG 1.6 1.6 CRDi	56 - 62 60 75 91 - 93 85 - 94	08/08→08/14 01/09→08/14 12/08→12/12 09/08→ 09/08→12/12	➡	+ ESP			03.0137-3026.2 653026	Ø 167 x 32 + HEB
1.4 CRDi	55	09/08→12/12	➡	08/09→; + ESP			03.0137-3026.2 653026	Ø 167 x 32 + HEB
1.4 CRDi	66	08/08→12/15	➡	09/08→ 12/14; + ESP			03.0137-3026.2 653026	Ø 167 x 32 + HEB
Zubehörsatz, Feststellbremsbacken								
1.1 CRDi 1.2 1.4	55 63 74	03/12→12/15 03/12→12/15 09/08→12/15	➡	→ 12/14; + ESP			03.0137-9326.2 669326	
1.2 1.2 LPG 1.4 LPG 1.6 1.6 CRDi	56 - 62 60 75 91 - 93 85 - 94	08/08→08/14 01/09→08/14 12/08→12/12 09/08→ 09/08→12/12	➡	+ ESP			03.0137-9326.2 669326	
1.4 CRDi	55	09/08→12/12	➡	08/09→; + ESP			03.0137-9326.2 669326	
1.4 CRDi	66	08/08→12/15	➡	09/08→ 12/14; + ESP			03.0137-9326.2 669326	
HYUNDAI - i20 II (GB, IB) 11/14→								
 Radbremsszylinder								
1.0 T-GDI 1.2 LPG 1.2 LPGI	74 - 88 55 61	01/16→ 01/19→ 11/14→	➡		2		24.3217-1731.3 020551	ALU
1.1 CRDi 1.2 1.4 1.4 CRDi	55 55 - 62 74 66	11/14→ 11/14→ 11/14→ 11/14→	➡	12/14→	2		24.3217-1731.3 020551	ALU
 Bremsbackensatz								
1.0 T-GDI 1.2 LPG 1.2 LPGI	74 - 88 55 61	01/16→ 01/19→ 11/14→	➡				03.0137-0517.2 650517 03.0520-5117.3 695117	Ø 203 x 31 + HEB Ø 203 x 31 + RZ / + Zub TopKit
1.1 CRDi 1.2 1.4 1.4 CRDi	55 55 - 62 74 66	11/14→ 11/14→ 11/14→ 11/14→	➡	12/14→			03.0137-0517.2 650517 03.0520-5117.3 695117	Ø 203 x 31 + HEB Ø 203 x 31 + RZ / + Zub TopKit
HYUNDAI - i20 II Coupe (GB) 03/15→								
 Radbremsszylinder								
1.0 T-GDI 1.1 CRDi 1.2 1.4 1.4 CRDi	74 - 88 55 55 - 62 74 66	01/16→ 05/15→ 03/15→ 05/15→ 05/15→	➡		2		24.3217-1731.3 020551	ALU
 Bremsbackensatz								
1.0 T-GDI 1.1 CRDi 1.2 1.4 1.4 CRDi	74 - 88 55 55 - 62 74 66	01/16→ 05/15→ 03/15→ 05/15→ 05/15→	➡				03.0137-0517.2 650517 03.0520-5117.3 695117	Ø 203 x 31 + HEB Ø 203 x 31 + RZ / + Zub TopKit
HYUNDAI - i20 II Hatchback Van (GB, IB) 11/14→								
 Radbremsszylinder								
1.0 T-GDi 1.1 CRDi 1.2 MPI 1.4 CRDi 1.4 MPi ➔	74 55 55 - 62 66 74	01/16→ 05/15→ 05/15→ 05/15→ 05/15→	➡				24.3217-1731.3 020551	ALU












	kw					! #		
HYUNDAI - i20 II Hatchback Van (GB, IB) 11/14→								
 Bremsbackensatz								
1.0 T-GDi	74	01/16→	➔			03.0137-0517.2	650517	Ø 203 x 31 + HEB
1.1 CRDi	55	05/15→				03.0520-5117.3	695117	Ø 203 x 31 + RZ / + Zub TopKit
1.2 MPI	55	05/15→						
	62							
1.4 CRDi	66	05/15→						
1.4 MPI	74	05/15→						
HYUNDAI - i20 ACTIVE (IB, GB) 09/15→								
 Radbremszylinder								
1.0 T-GDI	88	09/15→	➔			24.3217-1731.3	020551	ALU
1.4	74	09/15→						
 Bremsbackensatz								
1.0 T-GDI	88	09/15→	➔			03.0137-0517.2	650517	Ø 203 x 31 + HEB
1.4	74	09/15→				03.0520-5117.3	695117	Ø 203 x 31 + RZ / + Zub TopKit
HYUNDAI - i30 (FD) 10/07→05/12								
 Bremsbackensatz, Feststellbremse								
1.4	77 - 80	10/07→11/11	➔	→ 10/11		03.0137-3029.2	653029	Ø 167 x 26 - HEB
1.6	85 - 93	10/07→11/11						
1.6 CRDi	66 - 94	10/07→11/11						
2.0	105	10/07→11/11						
2.0 CRDi	103	10/07→11/11						
1.4 LPG	80	01/09→11/11	➔			03.0137-3029.2	653029	Ø 167 x 26 - HEB
1.6 CRDi VGT	81	10/07→11/11						
2.0 CRDi	100	10/07→11/11	➔	02/08→ 10/11		03.0137-3029.2	653029	Ø 167 x 26 - HEB
 Seilzug, Feststellbremse								
1.4	77 - 80	10/07→11/11		→ 10/11; Scheibenbremse; <input type="checkbox"/>		24.3727-3114.2	583114	L= 1.674
1.4 LPG	80	01/09→11/11		→ 10/11; Scheibenbremse; <input type="checkbox"/>		24.3727-3115.2	583115	L= 1.672
1.6	85 - 93	10/07→11/11						
1.6 CRDi	66 - 94	10/07→11/11						
2.0	105	10/07→11/11						
2.0 CRDi	103	10/07→11/11						
1.6 CRDi VGT	81	10/07→11/11		Scheibenbremse; <input type="checkbox"/>		24.3727-3114.2	583114	L= 1.674
				Scheibenbremse; <input type="checkbox"/>		24.3727-3115.2	583115	L= 1.672
2.0 CRDi	100	10/07→11/11		02/08→ 10/11; Scheibenbremse; <input type="checkbox"/>		24.3727-3114.2	583114	L= 1.674
				02/08→ 10/11; Scheibenbremse; <input type="checkbox"/>		24.3727-3115.2	583115	L= 1.672
HYUNDAI - i30 (GD) 06/11→								
 Seilzug, Feststellbremse								
1.4	73 - 74	12/11→12/16		- eFSB; Scheibenbremse; <input type="checkbox"/>		24.3727-3126.2	583126	L= 1.746
1.4 CRDi	66	12/11→12/16		- eFSB; Scheibenbremse; <input type="checkbox"/>		24.3727-3127.2	583127	L= 1.885
1.4 LPG	73	01/13→						
1.6	88 - 96	12/11→						
1.6 CRDi	94 - 100	11/11→12/16						
1.6 GDI	99	12/11→12/16						
1.6 T-GDI	137	01/15→						
1.8	110	01/12→						
1.6 CRDi	81	12/11→12/16		06/12→; - eFSB; Scheibenbremse; <input type="checkbox"/>		24.3727-3126.2	583126	L= 1.746
				06/12→; - eFSB; Scheibenbremse; <input type="checkbox"/>		24.3727-3127.2	583127	L= 1.885
HYUNDAI - i30 Coupe 05/13→								
 Seilzug, Feststellbremse								
1.4	73 - 74	05/13→		- eFSB; Scheibenbremse; <input type="checkbox"/>		24.3727-3126.2	583126	L= 1.746
1.6 CRDi	81 - 100	12/14→		- eFSB; Scheibenbremse; <input type="checkbox"/>		24.3727-3127.2	583127	L= 1.885
1.6 GDI	99	05/13→						
1.6 T-GDI	137	01/15→						
1.4 CRDi	66	05/13→		- eFSB; <input type="checkbox"/>		24.3727-3126.2	583126	L= 1.746
1.6 CRDi	94	05/13→		- eFSB; <input type="checkbox"/>		24.3727-3127.2	583127	L= 1.885
1.6 MPI	88 - 96	06/14→						












	kW					! #		
HYUNDAI - i30 Hatchback Van (GDE) 06/12→								
Seilzug, Feststellbremse								
1.4 MPI	74	05/15→		- eFSB; Scheibenbremse; <input type="checkbox"/>		24.3727-3126.2	583126	L= 1.746
1.6 CRDI	81	05/15→		- eFSB; Scheibenbremse; <input type="checkbox"/>		24.3727-3127.2	583127	L= 1.885
1.6 GDI	99	05/15→						
HYUNDAI - i30 Kombi (FD) 10/07→06/12								
Bremsbackensatz, Feststellbremse								
1.4	77	10/07→06/12	→	02/08→		03.0137-3029.2	653029	Ø 167 x 26 - HEB
1.4	80	11/09→06/12	→			03.0137-3029.2	653029	Ø 167 x 26 - HEB
1.4 LPG	80	11/09→06/12						
1.6	85	02/08→06/12						
	93							
1.6 CRDi	66	02/08→06/12						
	94							
2.0	105	02/08→06/12						
2.0 CRDi	103	02/08→06/12						
2.0 CRDi	100	10/08→06/12	→	01/10→		03.0137-3029.2	653029	Ø 167 x 26 - HEB
Seilzug, Feststellbremse								
1.4	77	10/07→06/12		02/08→; Scheibenbremse; <input type="checkbox"/>		24.3727-3116.2	583116	L= 1.715
				02/08→; Scheibenbremse; <input type="checkbox"/>		24.3727-3117.2	583117	L= 1.705
1.4	80	11/09→06/12		Scheibenbremse; <input type="checkbox"/>		24.3727-3116.2	583116	L= 1.715
1.4 LPG	80	11/09→06/12						
1.6	85	02/08→06/12		Scheibenbremse; <input type="checkbox"/>		24.3727-3117.2	583117	L= 1.705
	93							
1.6 CRDi	66	02/08→06/12						
	94							
2.0	105	02/08→06/12						
2.0 CRDi	103	02/08→06/12						
2.0 CRDi	100	10/08→06/12		01/10→; Scheibenbremse; <input type="checkbox"/>		24.3727-3116.2	583116	L= 1.715
				01/10→; Scheibenbremse; <input type="checkbox"/>		24.3727-3117.2	583117	L= 1.705
HYUNDAI - i30 Kombi (GD) 06/12→								
Bremsbackensatz, Feststellbremse								
1.6	88	06/12→	→	→ 06/12		03.0137-3029.2	653029	Ø 167 x 26 - HEB
Seilzug, Feststellbremse								
1.4	73	06/12→		- eFSB; Scheibenbremse; <input type="checkbox"/>		24.3727-3126.2	583126	L= 1.746
	74			- eFSB; Scheibenbremse; <input type="checkbox"/>		24.3727-3127.2	583127	L= 1.885
1.4 CRDi	66	06/12→						
1.6	95	06/12→12/15						
1.6 CRDi	81	06/12→						
	100							
1.6 GDI	99	06/12→						
1.6	88	06/12→		→ 06/12; Scheibenbremse; <input type="checkbox"/>		24.3727-3116.2	583116	L= 1.715
				→ 06/12; Scheibenbremse; <input type="checkbox"/>		24.3727-3117.2	583117	L= 1.705
				- eFSB; Scheibenbremse; <input type="checkbox"/>		24.3727-3126.2	583126	L= 1.746
				- eFSB; Scheibenbremse; <input type="checkbox"/>		24.3727-3127.2	583127	L= 1.885
HYUNDAI - i30 Kombi Van (GDE, GD) 06/12→								
Seilzug, Feststellbremse								
1.4 MPI	74	05/15→		- eFSB; Scheibenbremse; <input type="checkbox"/>		24.3727-3126.2	583126	L= 1.746
				- eFSB; Scheibenbremse; <input type="checkbox"/>		24.3727-3127.2	583127	L= 1.885
1.6 CRDI	81	05/15→		- eFSB; <input type="checkbox"/>		24.3727-3126.2	583126	L= 1.746
1.6 GDI	99	05/15→		- eFSB; <input type="checkbox"/>		24.3727-3127.2	583127	L= 1.885
HYUNDAI - ix20 (JC) 11/10→								
Seilzug, Feststellbremse								
1.4	66	11/10→		Scheibenbremse; <input type="checkbox"/>		24.3727-3128.2	583128	L= 1.838
1.4 CRDi	57	11/10→		Scheibenbremse; <input type="checkbox"/>		24.3727-3129.2	583129	L= 1.855
	66							
1.4 LPG	66	11/10→						
1.6	92	11/10→						
1.6 CRDi	85	06/11→						
	94							
1.6 LPG	92	11/10→						
1.4	74	11/10→		<input type="checkbox"/>		24.3727-3128.2	583128	L= 1.838
				<input type="checkbox"/>		24.3727-3129.2	583129	L= 1.855













	kW				! #		
HYUNDAI - ix35 (LM, EL, ELH) 08/09 →							
 Bremsbackensatz, Feststellbremse							
1.6 1.7 CRDi 2.0 CRDi 2.0 GDi	99 85 130 - 135 122	11/10 → 11/10 → 01/12 → 08/13 →	➡	→ 12/15		03.0137-3029.2 653029	Ø 167 x 26 - HEB
2.0 2.0 4WD 2.0 CVVT 2.0 CVVT 4WD 2.0 CVVT AWD	113 - 122 113 110 110 110	01/10 → 09/14 →12/15 08/09 →12/15 08/13 →12/15 08/09 →07/13	➡			03.0137-3029.2 653029	Ø 167 x 26 - HEB
2.0	120	01/10 →07/13	➡	04/10 →		03.0137-3029.2 653029	Ø 167 x 26 - HEB
2.0 4WD 2.0 GDi 4WD 2.4 4WD 2.4 DCVVT-I 4WD	116 122 129 - 130 128	09/14 →06/15 08/13 →12/15 01/10 → 07/10 →12/13	➡			03.0137-3030.2 653030	Ø 189 x 40 + HEB
2.0 4WD	120	01/10 →	➡	04/10 → 07/13		03.0137-3030.2 653030	Ø 189 x 40 + HEB
2.0 CRDi	100	01/10 →	➡	04/10 → 12/15		03.0137-3029.2 653029	Ø 167 x 26 - HEB
2.0 CRDi 4WD	100 - 135	01/10 →	➡	04/10 → 12/15		03.0137-3030.2 653030	Ø 189 x 40 + HEB
2.0 CRDi 4WD	130	01/11 →	➡	01/12 → 12/15		03.0137-3030.2 653030	Ø 189 x 40 + HEB
2.0 CRDi 4WD	132	01/10 →06/15	➡	04/10 →		03.0137-3030.2 653030	Ø 189 x 40 + HEB
2.0 CVVT 4WD	122	08/09 →	➡	→ 07/13		03.0137-3029.2 653029	Ø 167 x 26 - HEB
Zubehörsatz, Feststellbremsbacken							
1.6 1.7 CRDi 2.0 CRDi 2.0 GDi	99 85 130 - 135 122	11/10 → 11/10 → 01/12 → 08/13 →	➡	→ 12/15		03.0137-9325.2 669325	
2.0 2.0 4WD 2.0 CVVT 2.0 CVVT 4WD 2.0 CVVT AWD FCEV Fuel Cell	113 - 122 113 110 110 110 53 100	01/10 → 09/14 →12/15 08/09 →12/15 08/13 →12/15 08/09 →07/13 10/12 → 09/14 →	➡			03.0137-9325.2 669325	
2.0	120	01/10 →07/13	➡	04/10 →		03.0137-9325.2 669325	
2.0 4WD 2.0 GDi 4WD 2.4 4WD 2.4 DCVVT-I 4WD	116 122 129 - 130 128	09/14 →06/15 08/13 →12/15 01/10 → 07/10 →12/13	➡			03.0137-9333.2 669333	
2.0 4WD	120	01/10 →	➡	04/10 → 07/13		03.0137-9333.2 669333	
2.0 CRDi	100	01/10 →	➡	04/10 → 12/15		03.0137-9325.2 669325	
2.0 CRDi 4WD	100 - 135	01/10 →	➡	04/10 → 12/15		03.0137-9333.2 669333	
2.0 CRDi 4WD	130	01/11 →	➡	01/12 → 12/15		03.0137-9333.2 669333	
2.0 CRDi 4WD	132	01/10 →06/15	➡	04/10 →		03.0137-9333.2 669333	
2.0 CVVT 4WD	122	08/09 →	➡	→ 07/13		03.0137-9325.2 669325	
HYUNDAI - ix35 Van 08/09 →12/15							
 Bremsbackensatz, Feststellbremse							
CRDi GDi	85 99	09/10 →12/15 05/15 →12/15	➡			03.0137-3029.2 653029	Ø 167 x 26 - HEB
CRDi	100	08/09 →12/15	➡	04/10 →		03.0137-3029.2 653029	Ø 167 x 26 - HEB
CRDi 4WD	100	08/09 →12/15	➡	04/10 →		03.0137-3030.2 653030	Ø 189 x 40 + HEB
Zubehörsatz, Feststellbremsbacken							
CRDi GDi	85 99	09/10 →12/15 05/15 →12/15	➡			03.0137-9325.2 669325	
CRDi	100	08/09 →12/15	➡	04/10 →		03.0137-9325.2 669325	
CRDi 4WD	100	08/09 →12/15	➡	04/10 →		03.0137-9333.2 669333	
HYUNDAI - ix55 09/06 →							
 Bremsbackensatz, Feststellbremse							
3.0 V6 CRDi →	176 - 187	01/08 →11/12	➡			03.0137-3031.2 653031	Ø 209 x 40 - HEB













	kW					! #		
HYUNDAI - ix55 09/06→								
 Bremsbackensatz, Feststellbremse								
3.0 V6 CRDi 4WD	176 - 188	09/08→	➡				03.0137-3031.2 653031	Ø 209 x 40 - HEB
3.8 V6 3.8 V6 4WD	194 - 199	01/11→ 01/08→	➡	→ 12/12			03.0137-3031.2 653031	Ø 209 x 40 - HEB
3.8 V6 4WD	191	01/07→	➡	01/08→ 12/12			03.0137-3031.2 653031	Ø 209 x 40 - HEB
HYUNDAI - LANTRA II (J-2) 06/95→12/00								
Zubehörsatz, Bremsbacken								
1.5 12V 1.6 16V	65 - 84	12/96→09/00 06/95→09/00	➡	→ 05/00			03.0137-9270.2 669270	
1.6 i 1.9 D 2.0 16V 2.0	66 - 102	11/95→09/00 03/98→09/00 08/96→09/00 04/97→05/00	➡				03.0137-9270.2 669270	
 Bremsbackensatz								
1.5 12V 1.6 16V	65 - 84	12/96→09/00 06/95→09/00	➡	→ 05/00; - ABS			03.0137-0369.2 650369	Ø 203 x 39 + HEB
1.6 i 1.9 D 2.0 16V 2.0	66 - 100	11/95→09/00 03/98→09/00 08/96→09/00 04/97→05/00	➡	- ABS			03.0137-0369.2 650369	Ø 203 x 39 + HEB
 Seilzug, Feststellbremse								
1.5 12V	65	12/96→09/00		→ 05/00; + ABS; Scheibenbremse; <input type="checkbox"/>		24.3727-3106.2 583106	L= 1.428	
				→ 05/00; + ABS; Scheibenbremse; <input type="checkbox"/>		24.3727-3107.2 583107	L= 1.436	
1.6 16V	84 - 87	06/95→09/00		→ 05/00; Scheibenbremse; <input type="checkbox"/>		24.3727-3106.2 583106	L= 1.428	
1.6 i 1.8 16V 2.0 16V	66 - 102	11/95→09/00 11/95→09/00 08/96→09/00		→ 05/00; Scheibenbremse; <input type="checkbox"/>		24.3727-3107.2 583107	L= 1.436	
1.9 D 2.0	50 - 100	03/98→09/00 04/97→05/00		Scheibenbremse; <input type="checkbox"/>		24.3727-3106.2 583106	L= 1.428	
				Scheibenbremse; <input type="checkbox"/>		24.3727-3107.2 583107	L= 1.436	
HYUNDAI - LANTRA II Kombi (J-2) 06/95→10/00								
Zubehörsatz, Bremsbacken								
1.5 12V 1.6 16V 1.6 i 1.9 D 2.0 16V	65 - 102	04/97→10/00 02/96→10/00 02/96→10/00 03/98→10/00 11/95→10/00	➡	→ 05/00			03.0137-9270.2 669270	
1.6 16V 2.0	87 - 100	06/98→05/00 04/97→05/00	➡				03.0137-9270.2 669270	
 Bremsbackensatz								
1.5 12V 1.6 16V 1.6 i 1.9 D 2.0 16V	65 - 102	04/97→10/00 02/96→10/00 02/96→10/00 03/98→10/00 11/95→10/00	➡	→ 05/00; - ABS			03.0137-0369.2 650369	Ø 203 x 39 + HEB
1.6 16V 2.0	87 - 100	06/98→05/00 04/97→05/00	➡	- ABS			03.0137-0369.2 650369	Ø 203 x 39 + HEB
 Seilzug, Feststellbremse								
1.5 12V	65	04/97→10/00		→ 05/00; + ABS; Scheibenbremse; <input type="checkbox"/>		24.3727-3106.2 583106	L= 1.428	
				→ 05/00; + ABS; Scheibenbremse; <input type="checkbox"/>		24.3727-3107.2 583107	L= 1.436	
1.6 16V 1.6 i 1.8 16V 2.0 16V	84 - 102	02/96→10/00 02/96→10/00 02/96→10/00 11/95→10/00		→ 05/00; Scheibenbremse; <input type="checkbox"/>		24.3727-3106.2 583106	L= 1.428	
				→ 05/00; Scheibenbremse; <input type="checkbox"/>		24.3727-3107.2 583107	L= 1.436	
1.6 16V 2.0	87 - 100	06/98→05/00 04/97→05/00		Scheibenbremse; <input type="checkbox"/>		24.3727-3106.2 583106	L= 1.428	
				Scheibenbremse; <input type="checkbox"/>		24.3727-3107.2 583107	L= 1.436	
1.9 D	50	03/98→10/00		→ 09/00; Scheibenbremse; <input type="checkbox"/>		24.3727-3106.2 583106	L= 1.428	
				→ 09/00; Scheibenbremse; <input type="checkbox"/>		24.3727-3107.2 583107	L= 1.436	
HYUNDAI - MATRIX (FC) 06/01→08/10								
 Radbremszylinder								
1.5 CRDi →	60 - 75	10/01→08/10	➡		2	24.3219-1743.3 020485	ALU	














	kw			 	! #		
HYUNDAI - MATRIX (FC) 06/01→08/10							
 Radbremszylinder							
1.5 CRDi VGT 1.6	81 66 - 76	08/05→08/10 06/01→08/10	➔		2	24.3219-1743.3 020485	ALU
Zubehörsatz, Bremsbacken							
1.5 CRDi 1.5 CRDi VGT 1.6	60 - 75 81 66 - 76	10/01→08/10 08/05→08/10 06/01→08/10	➔			03.0137-9270.2 669270	
 Bremsbackensatz							
1.5 CRDi 1.5 CRDi VGT 1.6	60 - 75 81 66 - 76	10/01→08/10 08/05→08/10 06/01→08/10	➔			03.0137-0437.2 650437	Ø 203 x 38 + HEB
 Bremsbackensatz, Feststellbremse							
1.5 CRDi 1.5 CRDi VGT 1.6 1.8	60 - 75 81 66 - 76 90	10/01→08/10 08/05→08/10 06/01→08/10 06/01→08/10	➔			03.0137-3025.2 653025	Ø 170 x 27 - HEB
Zubehörsatz, Feststellbremsbacken							
1.5 CRDi 1.5 CRDi VGT 1.6 1.8	60 - 75 81 66 - 76 90	10/01→08/10 08/05→08/10 06/01→08/10 06/01→08/10	➔			03.0137-9334.2 669334	
HYUNDAI - SANTA FÉ I (SM) 11/00→03/06							
 Bremsbackensatz, Feststellbremse							
2.0 2.0 CRDi 2.0 CRDi 4x4 2.4 16V 2.4 16V 4x4 2.7 V6 4x4 2.0 CRDi All-wheel Drive 2.7 4x4 2.7 2.7 4x4	99 83 83 - 92 100 - 107 100 - 107 127 107 129 129 132 127 129	08/01→03/06 08/01→03/06 04/01→03/06 02/01→03/06 02/01→03/06 02/01→03/06 11/03→02/06 09/02→12/04 08/04→03/06 11/00→03/06	➔	→ 02/06; + ABS		03.0137-3004.2 653004	Ø 190 x 40 + HEB
			➔	+ ABS		03.0137-3004.2 653004	Ø 190 x 40 + HEB
			➔	03/06→		03.0137-3032.2 653032	Ø 189 x 31 - HEB
			➔	02/01→ 02/06; + ABS		03.0137-3004.2 653004	Ø 190 x 40 + HEB
Zubehörsatz, Feststellbremsbacken							
2.0 2.0 CRDi 2.0 CRDi 4x4 2.0 CRDi All-wheel Drive 2.4 16V 2.4 16V 4x4 2.7 4x4 2.7 V6 4x4 2.7	99 83 83 - 92 100 - 107 100 - 107 129 - 132 127 129	08/01→03/06 08/01→03/06 04/01→03/06 11/03→02/06 02/01→03/06 02/01→03/06 11/00→03/06 02/01→03/06 08/04→03/06	➔	+ ABS		03.0137-9330.2 669330	
			➔	03/06→		03.0137-9329.2 669329	
 Seilzug, Feststellbremse							
2.0 2.0 CRDi 2.0 CRDi 4x4 2.4 16V 2.4 16V 4x4 2.7 V6 4x4 2.0 CRDi All-wheel Drive 2.7 4x4	99 83 83 - 92 100 - 107 100 - 107 127 107 129	08/01→03/06 08/01→03/06 04/01→03/06 02/01→03/06 02/01→03/06 02/01→03/06 11/03→02/06 09/02→12/04		→ 02/06; + ABS; Scheibenbremse; <input type="checkbox"/>		24.3727-3108.2 583108	L= 1.775
				→ 02/06; + ABS; Scheibenbremse; <input type="checkbox"/>		24.3727-3109.2 583109	L= 1.741
				+ ABS; Scheibenbremse; <input type="checkbox"/>		24.3727-3108.2 583108	L= 1.775
				+ ABS; Scheibenbremse; <input type="checkbox"/>		24.3727-3109.2 583109	L= 1.741
➔							















	kw					! #		
HYUNDAI - SANTA FÉ I (SM) 11/00→03/06								
 Seilzug, Feststellbremse								
2.7	129	08/04→03/06			Automatikgetriebe; Scheibenbremse; <input type="checkbox"/>		24.3727-3132.2 583132	L= 1.957
2.7 4x4	132	11/00→03/06			02/01→ 02/06; + ABS; Scheibenbremse; <input type="checkbox"/>		24.3727-3108.2 583108	L= 1.775
					02/01→ 02/06; + ABS; Scheibenbremse; <input type="checkbox"/>		24.3727-3109.2 583109	L= 1.741
HYUNDAI - SANTA FÉ I Kasten/SUV (SM) 08/00→03/06								
 Bremsbackensatz, Feststellbremse								
2.4 4x4 CRDi	107 83	08/00→12/05 08/01→07/03	➡		+ ABS		03.0137-3004.2 653004	Ø 190 x 40 + HEB
CRDi 4x4	83	04/01→12/05						
CRDi 4x4	92	08/03→03/06	➡		→ 02/06; + ABS		03.0137-3004.2 653004	Ø 190 x 40 + HEB
Zubehörsatz, Feststellbremsbacken								
2.4 4x4 CRDi	107 83	08/00→12/05 08/01→07/03	➡		+ ABS		03.0137-9330.2 669330	
CRDi 4x4	83 - 92	04/01→03/06						
 Seilzug, Feststellbremse								
2.4 4x4 CRDi	107 83	08/00→12/05 08/01→07/03			+ ABS; Scheibenbremse; <input type="checkbox"/>		24.3727-3108.2 583108	L= 1.775
CRDi 4x4	83	04/01→12/05			+ ABS; Scheibenbremse; <input type="checkbox"/>		24.3727-3109.2 583109	L= 1.741
CRDi 4x4	92	08/03→03/06			→ 02/06; + ABS; Scheibenbremse; <input type="checkbox"/>		24.3727-3108.2 583108	L= 1.775
					→ 02/06; + ABS; Scheibenbremse; <input type="checkbox"/>		24.3727-3109.2 583109	L= 1.741
HYUNDAI - SANTA FÉ II (CM) 10/05→03/15								
 Bremsbackensatz, Feststellbremse								
2.0 CRDi	110	12/10→12/12	➡		→ 08/12		03.0137-3052.2 653052	Ø 189 x 27 - HEB
2.0 CRDi 4x4	85 - 135	03/06→12/12	➡		10/09→ 11/10		03.0137-3027.2 653027	Ø 189 x 26 - HEB
2.2 CRDi	102 - 147	03/06→12/12	➡		→ 09/09		03.0137-3032.2 653032	Ø 189 x 31 - HEB
2.2 CRDi 4x4	102 - 147	03/06→12/12	➡		12/10→		03.0137-3052.2 653052	Ø 189 x 27 - HEB
2.7 2.7 4x4	125 125 - 147	03/06→12/12 03/06→12/12						
2.0 CRDi 4x4 3.5 4x4	110 203 - 210	12/10→12/12 07/10→12/12	➡				03.0137-3052.2 653052	Ø 189 x 27 - HEB
2.2 CRDi 2.2 CRDi 4x4 2.2 CRDi GLS 2.2 CRDi GLS 4x4 2.7 V6 GLS 2.7 V6 GLS 4x4	114 114 110 110 139 139	03/06→12/09 03/06→12/09 03/06→12/09 03/06→12/09 03/06→12/09 03/06→12/09	➡				03.0137-3032.2 653032	Ø 189 x 31 - HEB
2.4 2.4 4x4	128 128	11/10→12/12 07/10→12/12	➡		→ 11/10		03.0137-3027.2 653027	Ø 189 x 26 - HEB
					12/10→		03.0137-3052.2 653052	Ø 189 x 27 - HEB
Zubehörsatz, Feststellbremsbacken								
2.0 CRDi	110	12/10→12/12	➡		→ 08/12		03.0137-9329.2 669329	
2.0 CRDi 4x4	85 - 135	03/06→12/12	➡				03.0137-9329.2 669329	
2.2 CRDi	114 - 147	03/06→12/10						
2.2 CRDi 4x4	114 - 147	03/06→12/12	➡				03.0137-9329.2 669329	
2.2 CRDi GLS 2.2 CRDi GLS 4x4 2.7 V6 GLS 2.7 V6 GLS 4x4 3.5 4x4	110 110 139 139 203 - 210	03/06→12/09 03/06→12/09 03/06→12/09 03/06→12/09 07/10→12/12						
2.2 CRDi 2.2 CRDi 4x4	102 102	03/06→12/12 03/06→12/12	➡		→ 08/07		03.0137-9329.2 669329	
2.2 CRDi 2.2 CRDi 4x4	145 145	01/09→12/12 01/09→12/12	➡		10/09→ 11/10		03.0137-9329.2 669329	
					→ 09/09		03.0137-9329.2 669329	
2.4 2.4 4x4	128 128	11/10→12/12 07/10→12/12	➡		→ 11/10		03.0137-9329.2 669329	
					12/10→		03.0137-9329.2 669329	
2.7 2.7 4x4 →	125 125	03/06→12/12 03/06→12/12	➡		→ 12/11		03.0137-9329.2 669329	
















	kW					! #		
HYUNDAI - SANTA FÉ II (CM) 10/05→03/15								
Zubehörsatz, Feststellbremsbacken								
2.7 4x4	147	01/07→12/12	➔	→ 09/11			03.0137-9329.2 669329	
 Seilzug, Feststellbremse								
2.0 CRDi	110	12/10→12/12			Automatikgetriebe; Scheibenbremse; <input type="checkbox"/>		24.3727-3132.2 583132	L= 1.957
2.0 CRDi 4x4	85 - 135	03/06→12/12			Automatikgetriebe; Scheibenbremse; <input type="checkbox"/>		24.3727-3133.2 583133	L= 1.675
2.2 CRDi	145	01/09→12/12						
2.2 CRDi 4x4	145	01/09→12/12						
2.4	128	11/10→12/12						
2.4 4x4	128	07/10→12/12						
2.2 CRDi	102 - 114	03/06→12/12			Automatikgetriebe; Scheibenbremse; <input type="checkbox"/>		24.3727-3132.2 583132	L= 1.957
2.2 CRDi 4x4	102 - 114	03/06→12/12						
2.2 CRDi GLS	110	03/06→12/09						
2.2 CRDi GLS 4x4	110	03/06→12/09						
2.7	125	03/06→12/12						
2.7 4x4	125 - 147	03/06→12/12						
2.7 V6 GLS	139	03/06→12/09						
2.7 V6 GLS 4x4	139	03/06→12/09						
2.2 CRDi	147	01/09→12/10			Scheibenbremse; <input type="checkbox"/>		24.3727-3132.2 583132	L= 1.957
2.2 CRDi 4x4	147	01/09→12/12			Scheibenbremse; <input type="checkbox"/>		24.3727-3133.2 583133	L= 1.675
3.5 4x4	203 - 210	07/10→12/12			<input type="checkbox"/>		24.3727-3133.2 583133	L= 1.675
HYUNDAI - SANTA FÉ II Kasten/SUV (CM) 10/05→03/15								
 Bremsbackensatz, Feststellbremse								
CRDi	114	09/06→12/11	➔				03.0137-3032.2 653032	Ø 189 x 31 - HEB
CRDi 4x4	110 - 114	11/05→12/11						
CRDi	145	01/09→05/13	➔	10/09→ 11/10			03.0137-3027.2 653027	Ø 189 x 26 - HEB
CRDi 4x4	145	01/09→05/13	➔	→ 09/09			03.0137-3032.2 653032	Ø 189 x 31 - HEB
			➔	12/10→			03.0137-3052.2 653052	Ø 189 x 27 - HEB
Zubehörsatz, Feststellbremsbacken								
CRDi	114	09/06→12/11	➔				03.0137-9329.2 669329	
CRDi 4x4	110 - 114	11/05→12/11						
CRDi	145	01/09→05/13	➔	10/09→ 11/10			03.0137-9329.2 669329	
CRDi 4x4	145	01/09→05/13	➔	→ 09/09			03.0137-9329.2 669329	
 Seilzug, Feststellbremse								
CRDi	114	09/06→12/11			Automatikgetriebe; Scheibenbremse; <input type="checkbox"/>		24.3727-3132.2 583132	L= 1.957
CRDi 4x4	110 - 114	11/05→12/11						
CRDi	145	01/09→05/13			Automatikgetriebe; Scheibenbremse; <input type="checkbox"/>		24.3727-3132.2 583132	L= 1.957
CRDi 4x4	145	01/09→05/13			Automatikgetriebe; Scheibenbremse; <input type="checkbox"/>		24.3727-3133.2 583133	L= 1.675
HYUNDAI - SANTA FÉ III (DM, DMA) 09/12→								
 Bremsbackensatz, Feststellbremse								
2.0 CRDi	110 - 136	09/12→	➔				03.0137-3048.2 653048	Ø 189 x 27 - HEB
2.0 CRDi 4WD	110 - 136	09/12→						
2.2 CRDi	145 - 147	09/12→						
2.2 CRDi 4WD	145 - 149	09/12→						
2.2 CRDi AWD	142	07/18→						
2.4	141	09/12→12/15						
2.4 4WD	141	09/12→						
2.4 CCVT	126 - 129	09/12→						
2.4 CCVT AWD	126 - 129	09/12→						
2.4 GDI	138	05/15→						
2.4 GDI 4WD	138	05/15→						
3.0 GDI 4WD	194	01/13→						
3.3	199	03/14→						
3.3 4WD	199	03/14→						
➔								


















	kw					! #		
HYUNDAI - SANTA FÉ III (DM, DMA) 09/12→								
Zubehörsatz, Feststellbremsbacken								
2.0 CRDi	110 - 136	09/12→	➔				03.0137-9329.2 669329	
2.0 CRDi 4WD	110 - 136	09/12→						
2.2 CRDi	145 - 147	09/12→						
2.2 CRDi 4WD	145 - 149	09/12→						
2.2 CRDi AWD	142	07/18→						
2.4	141	09/12→12/15						
2.4 4WD	141	09/12→						
2.4 CCVT	126 - 129	09/12→						
2.4 CCVT AWD	129	09/12→						
2.4 GDI	138	05/15→						
2.4 GDI 4WD	138	05/15→						
3.0 GDI 4WD	194	01/13→						
3.3	199	03/14→						
3.3 4WD	199	03/14→						
 Seilzug, Feststellbremse								
2.0 CRDi	110	09/12→		Schaltgetriebe; - eFSB; Scheibenbremse; <input type="checkbox"/>		24.3727-3134.2 583134		L= 1.834
2.0 CRDi 4WD	110	09/12→						
2.2 CRDi	145	09/12→12/15		Automatikgetriebe; - eFSB; Scheibenbremse; <input type="checkbox"/>		24.3727-3135.2 583135		L= 1.825
2.2 CRDi 4WD	145 - 149	09/12→						
2.4	141	09/12→12/15		Automatikgetriebe; - eFSB; Scheibenbremse; <input type="checkbox"/>		24.3727-3136.2 583136		L= 2.095
2.4 4WD	141	09/12→						
2.4 CCVT AWD	126 - 129	09/12→		Schaltgetriebe; - eFSB; Scheibenbremse; <input type="checkbox"/>		24.3727-3139.2 583139		L= 1.960
2.0 CRDi	136	05/15→		<input type="checkbox"/>		24.3727-3135.2 583135		L= 1.825
				<input type="checkbox"/>		24.3727-3136.2 583136		L= 2.095
2.2 CRDi	147	10/15→		Schaltgetriebe; - eFSB; Scheibenbremse; <input type="checkbox"/>		24.3727-3134.2 583134		L= 1.834
2.2 CRDi AWD	142	07/18→						
2.4 CCVT	126	07/18→		Schaltgetriebe; - eFSB; Scheibenbremse; <input type="checkbox"/>		24.3727-3139.2 583139		L= 1.960
2.4 GDI	138	05/15→						
2.4 CCVT	129	09/12→		Schaltgetriebe; - eFSB; Scheibenbremse; <input type="checkbox"/>		24.3727-3134.2 583134		L= 1.834
				- eFSB; Scheibenbremse; <input type="checkbox"/>		24.3727-3135.2 583135		L= 1.825
				- eFSB; Scheibenbremse; <input type="checkbox"/>		24.3727-3136.2 583136		L= 2.095
				Schaltgetriebe; - eFSB; Scheibenbremse; <input type="checkbox"/>		24.3727-3139.2 583139		L= 1.960
2.4 GDI 4WD	138	05/15→		- eFSB; Scheibenbremse; <input type="checkbox"/>		24.3727-3134.2 583134		L= 1.834
				- eFSB; Scheibenbremse; <input type="checkbox"/>		24.3727-3139.2 583139		L= 1.960
HYUNDAI - SANTA FÉ III Kasten/SUV (DM) 09/12→								
 Bremsbackensatz, Feststellbremse								
CRDi 4x4	145	05/15→	➔			03.0137-3048.2 653048		Ø 189 x 27 - HEB
Zubehörsatz, Feststellbremsbacken								
CRDi 4x4	145	05/15→	➔			03.0137-9329.2 669329		
 Seilzug, Feststellbremse								
CRDi 4x4	145	05/15→		Schaltgetriebe; - eFSB; Scheibenbremse; <input type="checkbox"/>		24.3727-3134.2 583134		L= 1.834
				Automatikgetriebe; - eFSB; Scheibenbremse; <input type="checkbox"/>		24.3727-3135.2 583135		L= 1.825
				Automatikgetriebe; - eFSB; Scheibenbremse; <input type="checkbox"/>		24.3727-3136.2 583136		L= 2.095
				Schaltgetriebe; - eFSB; Scheibenbremse; <input type="checkbox"/>		24.3727-3139.2 583139		L= 1.960
HYUNDAI - SOLARIS Stufenheck (HCR) 01/17→								
 Radbremszylinder								
1.4 1.6	74 89 - 90	01/17→ 01/17→	➔		2	24.3217-1731.3 020551		ALU
 Bremsbackensatz								
1.6	90	01/17→	➔			03.0137-0517.2 650517		Ø 203 x 31 + HEB









	kw			 	! #		
HYUNDAI - SONATA IV (EF) 03/98→12/05							
 Bremsbackensatz, Feststellbremse							
2.0 16V	96 - 106	10/01→11/04	➡	+ ABS		03.0137-3024.2 653024	Ø 170 x 32 + HEB
2.7 V6	127 - 129	10/01→11/04					
2.7 i V6	132	10/01→05/05	➡	→ 12/04; + ABS		03.0137-3024.2 653024	Ø 170 x 32 + HEB
HYUNDAI - SONATA V (NF) 08/04→11/14							
 Bremsbackensatz, Feststellbremse							
2.0 CRDi	100 - 110	02/06→12/10	➡			03.0137-3025.2 653025	Ø 170 x 27 - HEB
2.0 GLSi	119	07/08→12/10					
2.0 VVTi GLS	106 - 121	05/05→12/10					
2.4	119 - 128	01/05→12/10					
3.3	171 - 186	01/05→12/10					
Zubehörsatz, Feststellbremsbacken							
2.0 CRDi	100 - 110	02/06→12/10	➡			03.0137-9334.2 669334	
2.0 GLSi	119	07/08→12/10					
2.0 VVTi GLS	106 - 121	05/05→12/10					
2.4	119 - 128	01/05→12/10					
3.3	171 - 186	01/05→12/10					
HYUNDAI - TERRACAN (HP) 02/01→03/08							
 Bremsbackensatz, Feststellbremse							
2.5 D	59 - 74	06/01→10/03	➡			03.0137-3014.2 653014	Ø 190 x 40 - HEB
2.5 TD	74	12/01→12/06					
2.9 CRDi	110	11/01→07/03					
2.9 CRDi 4WD	120	11/03→12/06					
3.5 i V6 4WD	143 - 147	12/01→12/06					
2.9 CRDi 4WD	110	12/01→12/06	➡	→ 07/03		03.0137-3014.2 653014	Ø 190 x 40 - HEB
HYUNDAI - TERRACAN (HP) 06/01→03/08							
 Bremsbackensatz, Feststellbremse							
2.5 TD 4WD	74	12/01→12/06	➡			03.0137-3014.2 653014	Ø 190 x 40 - HEB
2.9 CRDi 4WD	120	11/03→12/06					
2.9 CRDi 4WD	110	11/01→12/06	➡	→ 07/03		03.0137-3014.2 653014	Ø 190 x 40 - HEB
HYUNDAI - TUCSON (JM) 06/04→							
 Bremsbackensatz, Feststellbremse							
2.0	104 - 116	08/04→	➡			03.0137-3016.2 653016	Ø 167 x 27 - HEB
2.0 CRDi	83 - 110	08/04→03/10					
2.0 LPG	104	06/04→03/10					
2.7	129	08/04→12/09					
2.0 All-wheel Drive	104 - 105	08/04→11/10	➡			03.0137-3004.2 653004	Ø 190 x 40 + HEB
2.0 CRDi All-wheel Drive	83 - 110	08/04→03/10					
2.0 LPG All-wheel Drive	104	06/09→03/10					
2.7 All-wheel Drive	129	08/04→11/10					
Zubehörsatz, Feststellbremsbacken							
2.0	104 - 116	08/04→	➡			03.0137-9334.2 669334	
2.0 CRDi	83 - 110	08/04→03/10					
2.0 LPG	104	06/04→03/10					
2.7	129	08/04→12/09					
2.0 All-wheel Drive	104 - 105	08/04→11/10	➡			03.0137-9330.2 669330	
2.0 CRDi All-wheel Drive	83 - 110	08/04→03/10					
2.0 LPG All-wheel Drive	104	06/09→03/10					
2.7 All-wheel Drive	129	08/04→11/10					












	kW					! #		
HYUNDAI - TUCSON Kasten/SUV (JM) 06/04→03/10								
 Bremsbackensatz, Feststellbremse								
CRDi CRDi VGT CVVT	103 110 104	01/06→03/10 01/09→03/10 06/04→03/10	➔				03.0137-3016.2 653016	Ø 167 x 27 - HEB
Zubehörsatz, Feststellbremsbacken								
CRDi CRDi VGT CVVT	103 110 104	01/06→03/10 01/09→03/10 06/04→03/10	➔				03.0137-9334.2 669334	
INFINITI - FX 07/08→								
 Bremsbackensatz, Feststellbremse								
30d AWD 35 35 AWD 37 AWD 45 AWD 50 AWD	175 205 - 226 205 - 226 235 - 245 241 287 - 309	04/10→ 07/08→12/11 07/08→07/13 07/08→ 10/08→ 10/08→	➔				03.0137-3041.2 653041	Ø 190 x 33 - HEB
Zubehörsatz, Feststellbremsbacken								
30d AWD 35 35 AWD 37 AWD 45 AWD 50 AWD	175 205 - 226 205 - 226 235 - 245 241 287 - 309	04/10→ 07/08→12/11 07/08→07/13 07/08→ 10/08→ 10/08→					03.0137-9343.2 669343	
INFINITI - G Coupe 09/02→12/07								
 Bremsbackensatz, Feststellbremse								
3.5 3.5 X	191 - 220 209	09/02→06/07 09/04→06/07	➔				03.0137-3006.2 653006	Ø 172 x 32 - HEB
INFINITI - G Stufenheck 08/02→								
 Bremsbackensatz, Feststellbremse								
3.5 3.5 X 35 35 X	209 209 191 191	09/04→06/07 09/04→12/06 10/02→ 08/02→08/04	➔				03.0137-3006.2 653006	Ø 172 x 32 - HEB
INFINITI - JX SUV (L50) 09/12→								
 Bremsbackensatz, Feststellbremse								
3.5 AWD 3.5 AWD	195 198	11/12→09/13 09/12→	➔		01/15→		03.0137-3041.2 653041	Ø 190 x 33 - HEB
Zubehörsatz, Feststellbremsbacken								
3.5 AWD	195 - 198	09/12→					03.0137-9343.2 669343	
INFINITI - M (Y51) 03/10→								
 Bremsbackensatz, Feststellbremse								
25 30d 35h 37 37 X 56 X 56	163 175 225 235 246 300 300	07/10→ 03/10→ 04/11→ 03/10→ 09/10→ 03/10→ 03/10→	➔				03.0137-3041.2 653041	Ø 190 x 33 - HEB
56	300	03/10→	➔	01/12→			03.0137-3041.2 653041	Ø 190 x 33 - HEB
Zubehörsatz, Feststellbremsbacken								
25 30d 35h 37 37 X 56 X 56	163 175 225 235 246 300 300	07/10→ 03/10→ 04/11→ 03/10→ 09/10→ 03/10→ 03/10→			01/12→		03.0137-9343.2 669343	













	kw			 	! #		
INFINITI - M35 01/05 →							
 Bremsbackensatz, Feststellbremse							
3.5 h	268	01/10 →	➔	04/11 →		03.0137-3041.2 653041	Ø 190 x 33 - HEB
Zubehörsatz, Feststellbremsbacken							
3.5 h	268	01/10 →				03.0137-9343.2 669343	
INFINITI - M37 01/10 →							
 Bremsbackensatz, Feststellbremse							
3.7	243 - 246	01/10 →	➔	01/12 →		03.0137-3041.2 653041	Ø 190 x 33 - HEB
3.7 Allrad	246	01/11 →					
Zubehörsatz, Feststellbremsbacken							
3.7	243 - 246	01/10 →				03.0137-9343.2 669343	
3.7 Allrad	246	01/11 →					
INFINITI - Q50 04/13 →							
 Bremsbackensatz, Feststellbremse							
50 Red	298	09/15 →	➔			03.0137-3041.2 653041	Ø 190 x 33 - HEB
50 Red AWD	298	09/15 →					
Zubehörsatz, Feststellbremsbacken							
50 Red	298	09/15 →				03.0137-9343.2 669343	
50 Red AWD	298	09/15 →					
INFINITI - Q60 Coupe 09/16 →							
 Bremsbackensatz, Feststellbremse							
2.0 T	155	09/16 →	➔			03.0137-3041.2 653041	Ø 190 x 33 - HEB
3.0 T AWD	298	09/16 →					
Zubehörsatz, Feststellbremsbacken							
2.0 T	155	09/16 →				03.0137-9343.2 669343	
3.0 T AWD	298	09/16 →					
INFINITI - Q70 (Y51) 03/13 →							
 Bremsbackensatz, Feststellbremse							
2.2 D	125	10/14 →	➔			03.0137-3041.2 653041	Ø 190 x 33 - HEB
2.5	163	05/15 →					
3.0	175	03/13 →					
3.5 Hybrid	225	03/13 →					
3.7	235	03/13 →					
3.7 AWD	245	01/14 →					
5.6 AWD	300	01/15 →					
Zubehörsatz, Feststellbremsbacken							
2.2 D	125	10/14 →				03.0137-9343.2 669343	
2.5	163	05/15 →					
3.0	175	03/13 →					
3.5 Hybrid	225	03/13 →					
3.7	235	03/13 →					
3.7 AWD	245	01/14 →					
5.6 AWD	300	01/15 →					
INFINITI - QX60 04/12 →							
 Bremsbackensatz, Feststellbremse							
2.5 Hybrid	186	09/13 →	➔	01/15 →		03.0137-3041.2 653041	Ø 190 x 33 - HEB
3.5 AWD	193 - 195	04/12 →					
Zubehörsatz, Feststellbremsbacken							
2.5 Hybrid	186	09/13 →				03.0137-9343.2 669343	
3.5 AWD	193	10/13 →					
3.5 AWD	195	04/12 →		01/15 →		03.0137-9343.2 669343	
INFINITI - QX70 08/13 →							
 Bremsbackensatz, Feststellbremse							
3.7 AWD	235	08/13 →	➔			03.0137-3041.2 653041	Ø 190 x 33 - HEB
30d AWD	175	08/13 →					
37 AWD	245	02/14 →					
50 AWD	287 - 294	08/13 →					
→							















	kw					! #		
INFINITI - QX70 08/13→								
Zubehörsatz, Feststellbremsbacken								
3.7 AWD	235	08/13→					03.0137-9343.2	669343
30d AWD	175	08/13→						
37 AWD	245	02/14→						
50 AWD	287 - 294	08/13→						
ISUZU - D-MAX I (TFR, TFS) 05/02→12/12								
 Radbremszylinder								
2.5	56	10/06→10/12	➡	für Fahrzeuge mit erhöhter Bodenfreiheit	2	24.3223-1710.3	020557	ALU
2.5 DiTD	74	10/02→06/12	➡	→ 05/03	2	24.3225-1702.3	020425	GG
2.5 DiTD 4x4	74	05/02→06/12						
2.5 DiTD	85 - 100	10/06→06/12	➡	10/07→ 05/12	2	24.3223-1710.3	020557	ALU
2.5 DiTD 4x4	85	10/06→06/12						
3.0 DiTD	120	01/07→06/12						
2.5 DiTD 4x4	100	01/07→06/12	➡	→ 05/12	2	24.3223-1710.3	020557	ALU
3.0 DiTD 4x4	120	01/07→06/12						
3.0 D 4WD	88	06/03→10/04	➡		2	24.3223-1710.3	020557	ALU
3.0 DiTD 4x4	100	06/03→12/12	➡					
3.0 DiTD 4x4	96	05/02→06/12	➡	06/03→ 05/12	2	24.3223-1710.3	020557	ALU
			➡	→ 05/03	2	24.3225-1702.3	020425	GG
 Bremsbackensatz								
2.5	56	10/06→10/12	➡	für Fahrzeuge mit erhöhter Bodenfreiheit		03.0137-0523.2	650523	Ø 295 x 46 - HEB
2.5 DiTD	74	10/02→06/12	➡	→ 05/03		03.0137-0445.2	650445	Ø 294 x 47 - HEB
2.5 DiTD 4x4	74	05/02→06/12						
3.0 DiTD 4x4	96	05/02→06/12						
2.5 DiTD	85 - 100	10/06→06/12	➡	→ 05/12		03.0137-0523.2	650523	Ø 295 x 46 - HEB
2.5 DiTD 4x4	85 - 100	10/06→06/12						
3.0 DiTD	120	01/07→06/12						
3.0 DiTD 4x4	120	01/07→06/12						
3.0 DiTD 4x4	100	06/03→12/12	➡	10/06→		03.0137-0523.2	650523	Ø 295 x 46 - HEB
ISUZU - D-MAX I Pritsche/Fahrgestell (TFR, TFS) 10/06→10/12								
 Radbremszylinder								
2.5 DiTD	100	10/06→06/12	➡	für Fahrzeuge mit erhöhter Bodenfreiheit	2	24.3223-1710.3	020557	ALU
2.5 DiTD 4x4	100	10/06→10/12	➡		2	24.3223-1710.3	020557	ALU
3.0 D 4x4	120	01/07→06/12	➡	→ 05/12		24.3223-1710.3	020557	ALU
 Bremsbackensatz								
2.5 DiTD	100	10/06→06/12	➡	für Fahrzeuge mit erhöhter Bodenfreiheit		03.0137-0523.2	650523	Ø 295 x 46 - HEB
2.5 DiTD 4x4	100	10/06→10/12	➡			03.0137-0523.2	650523	Ø 295 x 46 - HEB
3.0 D 4x4	120	01/07→06/12	➡	→ 05/12		03.0137-0523.2	650523	Ø 295 x 46 - HEB
ISUZU - D-MAX II (TFR, TFS) 06/12→								
 Radbremszylinder								
1.9 Ddi	120	03/17→	➡	für Fahrzeuge mit erhöhter Bodenfreiheit	2	24.3223-1710.3	020557	ALU
1.9 Ddi 4x4	120	03/17→						
2.5 CRDi	58 - 120	06/12→	➡		2	24.3223-1710.3	020557	ALU
2.5 CRDi 4x4	80 - 120	06/12→						
 Bremsbackensatz								
1.9 Ddi	120	03/17→	➡	für Fahrzeuge mit erhöhter Bodenfreiheit		03.0137-0523.2	650523	Ø 295 x 46 - HEB
1.9 Ddi 4x4	120	03/17→						
ISUZU - D-MAX II Pritsche/Fahrgestell (TFR, TFS) 06/12→								
 Radbremszylinder								
2.5 CRDi	120	06/12→	➡			24.3223-1710.3	020557	ALU
2.5 CRDi 4WD	120	06/12→						
ISUZU - KB 07/02→								
 Radbremszylinder								
3.0 D-TEQ 4WD	120	08/10→	➡		2	24.3223-1710.3	020557	ALU
→								
















	kw			 	! #		
ISUZU - KB 07/02 →							
 Bremsbackensatz							
3.0 D-TEQ 4WD	120	08/10 →	➔		03.0137-0523.2	650523	Ø 295 x 46 - HEB
IVECO - DAILY II Bus 01/89 → 05/99							
 Radbremszylinder							
A 45-10	76	05/96 → 05/99	➔	→ 04/99	24.3220-1106.3	020217	GG
IVECO - DAILY II Kasten 01/89 → 08/09							
 Radbremszylinder							
35-8	55 - 60	01/91 → 08/98	➔		24.3217-1113.3	020176	ALU
35-8	62	09/98 → 05/99	➔	→ 04/99	24.3217-1113.3	020176	ALU
 Bremsbackensatz							
35-8	55 - 60	01/91 → 08/98	➔	für Doppelbereifung	03.0137-0300.2	650300	Ø 254 x 89
35-8	62	09/98 → 05/99	➔	→ 04/99; für Doppelbereifung	03.0137-0300.2	650300	Ø 254 x 89
 Bremsbackensatz, Feststellbremse							
35-10	76 - 80	01/89 → 08/98	➔	01/96 →	03.0137-3005.2	653005	Ø 172 x 42 - HEB
35-10 49-12 V	76 90	01/96 → 05/99 05/96 → 05/99	➔	→ 04/99	03.0137-3005.2	653005	Ø 172 x 42 - HEB
Zubehörsatz, Feststellbremsbacken							
35-10	76 - 80	01/89 → 08/98	➔	01/96 →	03.0137-9344.2	669344	
35-10 49-12 V	76 90	01/96 → 05/99 05/96 → 05/99	➔	→ 04/99	03.0137-9344.2	669344	
IVECO - DAILY II Kipper 01/89 → 05/99							
 Bremsbackensatz, Feststellbremse							
35-12 K	90	09/96 → 08/98	➔		03.0137-3005.2	653005	Ø 172 x 42 - HEB
Zubehörsatz, Feststellbremsbacken							
35-12 K	90	09/96 → 08/98	➔		03.0137-9344.2	669344	
IVECO - DAILY II Pritsche/Fahrgestell 01/89 → 05/99							
 Radbremszylinder							
35-8	55 - 60	01/89 → 08/98	➔		24.3217-1113.3	020176	ALU
35-8	62	09/98 → 05/99	➔	→ 04/99	24.3217-1113.3	020176	ALU
49-10	76	05/96 → 05/99	➔	→ 04/99	24.3220-1106.3	020217	GG
 Bremsbackensatz							
35-8	55 - 60	01/89 → 08/98	➔	für Doppelbereifung	03.0137-0300.2	650300	Ø 254 x 89
35-8	62	09/98 → 05/99	➔	→ 04/99; für Doppelbereifung	03.0137-0300.2	650300	Ø 254 x 89
 Bremsbackensatz, Feststellbremse							
35-10 35-12 49-12	76 90 90	01/96 → 05/99 05/96 → 05/99 05/96 → 05/99	➔	→ 04/99	03.0137-3005.2	653005	Ø 172 x 42 - HEB
Zubehörsatz, Feststellbremsbacken							
35-10 35-12 49-12	76 90 90	01/96 → 05/99 05/96 → 05/99 05/96 → 05/99	➔	→ 04/99	03.0137-9344.2	669344	
IVECO - DAILY III Kasten 11/97 → 10/09							
 Bremsbackensatz, Feststellbremse							
29 L 10 V 29 L 11 V 29 L 12 V 29 L 13 29 L 9 V 35 C 12 V 35 S 12 V 50 C 11 50 C 13 →	70 78 85 92 62 85 85 78 92	09/02 → 07/07 05/99 → 07/07 09/02 → 07/07 05/01 → 07/07 05/99 → 07/07 09/02 → 07/07 09/02 → 07/07 05/99 → 07/07 05/99 → 07/07	➔	→ 04/06	03.0137-3005.2	653005	Ø 172 x 42 - HEB
















	kw			i 	! #		
IVECO - DAILY III Kasten 11/97→10/09							
 Bremsbackensatz, Feststellbremse							
29 L 14	100	01/05→04/06	➔			03.0137-3005.2 653005	Ø 172 x 42 - HEB
29 L 9 V	66	11/01→04/06					
35 C 14	100	09/04→04/06					
35 S 14	100	01/05→04/06					
35 C 17	122	01/05→04/06					
35 S 17	122	01/05→04/06					
50 C 14	100	09/04→04/06					
50 C 15	107	01/01→04/06					
50 C 17	122	09/04→04/06					
Zubehörsatz, Feststellbremsbacken							
29 L 10 V	70	09/02→07/07	➔	→ 04/06		03.0137-9344.2 669344	
29 L 11 V	78	05/99→07/07					
29 L 12 V	85	09/02→07/07					
29 L 13	92	05/01→07/07					
29 L 9 V	62	05/99→07/07					
35 C 12 V	85	09/02→07/07					
35 S 12 V	85	09/02→07/07					
50 C 11	78	05/99→07/07					
50 C 13	92	05/99→07/07					
29 L 14	100	01/05→04/06	➔			03.0137-9344.2 669344	
29 L 9 V	66	11/01→04/06					
35 C 14	100	09/04→04/06					
35 S 14	100	01/05→04/06					
35 C 17	122	01/05→04/06					
35 S 17	122	01/05→04/06					
50 C 14	100	09/04→04/06					
50 C 15	107	01/01→04/06					
50 C 17	122	09/04→04/06					
IVECO - DAILY III Pritsche/Fahrgestell 03/98→10/09							
 Bremsbackensatz, Feststellbremse							
29 L 10	70	09/02→04/06	➔			03.0137-3005.2 653005	Ø 172 x 42 - HEB
29 L 11	78	05/99→04/06					
29 L 12	85	09/02→04/06					
29 L 13	92	11/01→04/06					
29 L 14	100	11/05→04/06					
29 L 9	62 -	05/99→04/06					
	66						
35 S 10 V	70	09/02→04/06					
35 C 10 V	70	09/02→04/06					
35 S 12	85	09/02→04/06					
35 C 12	85	09/02→04/06					
35 C 14	100	09/04→04/06					
35 S 14	100	01/05→04/06					
35 C 15	107	11/01→04/06					
35 C 17	122	01/05→04/06					
35 S 17	122	01/05→04/06					
35 C 9	66	11/01→04/06					
35 S 9	66	11/01→04/06					
50 C 11	78	05/99→04/06					
50 C 13	92	05/99→04/06					
50 C 14	100	09/04→04/06					
50 C 15	107	01/01→04/06					
50 C 17	122	09/04→04/06					
Zubehörsatz, Feststellbremsbacken							
29 L 10	70	09/02→04/06	➔			03.0137-9344.2 669344	
29 L 11	78	05/99→04/06					
29 L 12	85	09/02→04/06					
29 L 13	92	11/01→04/06					
29 L 14	100	11/05→04/06					
29 L 9	62 -	05/99→04/06					
	66						
35 S 10 V	70	09/02→04/06					
35 C 10 V	70	09/02→04/06					
35 S 12	85	09/02→04/06					
35 C 12	85	09/02→04/06					
35 C 14	100	09/04→04/06					
35 S 14	100	01/05→04/06					
35 C 15	107	11/01→04/06					
35 C 17	122	01/05→04/06					
35 S 17	122	01/05→04/06					
35 C 9	66	11/01→04/06					
35 S 9	66	11/01→04/06					
50 C 11	78	05/99→04/06					
50 C 13	92	05/99→04/06					
50 C 14	100	09/04→04/06					
50 C 15	107	01/01→04/06					
50 C 17	122	09/04→04/06					












	kw					! #		
IVECO - DAILY IV Pritsche/Fahrgestell 05/06→03/12								
 Bremsbackensatz, Feststellbremse								
50C18	130	05/06→08/11	➡	→ 12947747			03.0137-3005.2 653005	Ø 172 x 42 - HEB
Zubehörsatz, Feststellbremsbacken								
50C18	130	05/06→08/11	➡	→ 12947747			03.0137-9344.2 669344	
JAGUAR - XJ (X300, X330) 09/94→12/99								
Zubehörsatz, Feststellbremsbacken								
12 6.0	229	09/94→09/97		11/94→ 07/97			03.0137-9700.2 669700	
6 3.2	155	11/94→07/97					03.0137-9700.2 669700	
R Super Charged 4.0	235	11/94→07/97						
6 Sovereign 4.0	177	09/94→07/97		11/94→			03.0137-9700.2 669700	
JAGUAR - XJ (X308) 09/96→06/03								
Zubehörsatz, Feststellbremsbacken								
3.2	174	07/97→05/03					03.0137-9700.2 669700	
4.0	209 - 267	07/97→05/03						
JAGUAR - XK 8 Coupe (X100) 03/96→12/06								
Zubehörsatz, Feststellbremsbacken								
4.0	209 - 267	03/96→07/05					03.0137-9700.2 669700	
4.0 XKR	276	05/98→07/05						
4.2	219	08/02→07/05						
R 4.2	291	08/02→07/05						
4.0	216	05/96→07/05		→ 07/99			03.0137-9700.2 669700	
JEEP - CHEROKEE (KJ) 03/01→01/08								
 Radbremszylinder								
2.4 4x4	108	09/01→01/08	➡	- ABS	2		24.3220-1751.3 020590	GG
2.4 Laredo	108	10/01→09/04						
2.5 CRD 4x4	105	09/01→01/08						
2.8 CRD	120	09/04→12/06						
2.8 CRD 4x4	120	11/04→01/08						
3.7	157	09/01→01/08						
3.7 4x4	150 - 155	09/01→01/08						
3.7 Laredo	150	10/01→09/04						
JEEP - CHEROKEE (XJ) 09/83→09/01								
 Radbremszylinder								
2.5	89	10/95→09/01	➡	10/96→; nicht für Polizeifahrzeuge	2		24.3220-1748.3 020584	ALU
2.5 i 4x4	90	12/91→09/01						
2.5 Tdi 4x4	85	10/96→09/01	➡	nicht für Polizeifahrzeuge	2		24.3220-1748.3 020584	ALU
4.0 i	127 - 135	07/98→09/01						
4.0 i 4x4	131	01/95→09/01						
4.0 i	125	10/90→09/01	➡	01/95→; nicht für Polizeifahrzeuge	2		24.3220-1748.3 020584	ALU
JEEP - COMPASS (MK49) 08/06→								
 Bremsbackensatz, Feststellbremse								
2.0	115 - 118	08/06→	➡				03.0137-3023.2 653023	Ø 170 x 32 - HEB
2.0 CRD	103	08/06→						
2.0 CRD 4x4	88 - 103	09/06→						
2.2 CRD	100	05/11→						
2.2 CRD 4x4	100 - 120	12/10→						
2.4 4x4	125 - 128	08/06→						
2.4	125	08/06→	➡	09/06→			03.0137-3023.2 653023	Ø 170 x 32 - HEB
Zubehörsatz, Feststellbremsbacken								
2.0	115 - 118	08/06→	➡				03.0137-9307.2 669307	
2.2 CRD	100	05/11→						
2.2 CRD 4x4	120	12/10→						
2.0 CRD	103	08/06→					03.0137-9307.2 669307	
2.0 CRD 4x4	88 - 103	09/06→						
2.2 CRD 4x4	100	05/11→						















	kW			 	! #		
JEEP - COMPASS (MK49) 08/06→							
Zubehörsatz, Feststellbremsbacken							
2.4 4x4	125 - 128	08/06→				03.0137-9307.2 669307	
2.4	125	08/06→		09/06→		03.0137-9307.2 669307	
JEEP - PATRIOT (MK74) 02/07→12/17							
 Bremsbackensatz, Feststellbremse							
2.0	115	01/11→12/17	➔	+ ABS		03.0137-3023.2 653023	Ø 170 x 32 - HEB
2.0 4x4	115	02/07→12/17					
2.0 CRD	103	02/07→12/17					
2.0 CRD 4x4	88 - 103	02/07→12/17					
2.2 CRD	100	01/11→12/17					
2.2 CRD 4x4	100 - 120	01/11→12/17					
2.4	125	06/09→12/17					
2.4 4x4	125 - 128	02/07→12/17					
2.4 Eco + 4x4	125	07/08→12/17					
Zubehörsatz, Feststellbremsbacken							
2.0	115	01/11→12/17	➔			03.0137-9307.2 669307	
2.2 CRD	100	01/11→12/17					
2.2 CRD 4x4	100 - 120	01/11→12/17					
2.0 4x4	115	02/07→12/17				03.0137-9307.2 669307	
2.0 CRD	103	02/07→12/17					
2.0 CRD 4x4	88 - 103	02/07→12/17					
2.4	125	06/09→12/17					
2.4 4x4	125 - 128	02/07→12/17					
2.4 Eco + 4x4	125	07/08→12/17					
JEEP - WRANGLER II (TJ) 08/96→12/08							
 Radbremszylinder							
2.4	105	11/02→04/07	➔		2	24.3220-1748.3 020584	ALU
2.5	87	08/96→04/07					
4.0	124 - 130	08/96→04/07					
4.0 Rubicon	128	08/03→04/07					
KIA - CADENZA I (VG) 01/10→							
 Bremsbackensatz, Feststellbremse							
2.4	127 - 132	01/10→	➔			03.0137-3004.2 653004	Ø 190 x 40 + HEB
Zubehörsatz, Feststellbremsbacken							
2.4	127 - 132	01/10→	➔			03.0137-9330.2 669330	
KIA - CADENZA II (YG) 01/16→							
 Bremsbackensatz, Feststellbremse							
3.3	191	01/16→	➔			03.0137-3004.2 653004	Ø 190 x 40 + HEB
3.3 GDi	213	01/16→06/19					
3.3 GDI	209	01/16→					
3.3 MPI	199	01/16→					
Zubehörsatz, Feststellbremsbacken							
3.3	191	01/16→	➔			03.0137-9334.2 669334	
3.3 GDi	213	01/16→06/19					
3.3 GDI	209	01/16→					
3.3 MPI	199	01/16→					
KIA - CARENS III Großraumlimousine (UN) 05/06→							
 Bremsbackensatz, Feststellbremse							
1.6 CRDi 110	85	10/10→	➔	→ 02/13		03.0137-3038.2 653038	Ø 167 x 32 - HEB
1.6 CRDi 128	94	10/10→					
1.6 CVVT	93 - 97	08/09→					
2.0 CRDi 115	85	05/07→					
2.0 CRDi 135	100	08/09→					
2.0 CRDi 140	103	09/06→					
2.0 CVVT	106	09/06→					
2.0 LPI	104	01/09→03/13					
2.0 CVVT	111	01/09→	➔			03.0137-3038.2 653038	Ø 167 x 32 - HEB
2.0 LPI	100	09/06→12/08					















	kw					! #		
KIA - CARENS III Großraumlimousine (UN) 05/06→								
Zubehörsatz, Feststellbremsbacken								
1.6 CRDi 110 1.6 CRDi 128 1.6 CVVT	85 94 93 - 97	10/10→ 10/10→ 08/09→	➡	→ 02/13			03.0137-9328.2 669328	
2.0 CRDi 115 2.0 CRDi 135 2.0 CRDi 140 2.0 CVVT 2.0 LPI	85 100 103 106 104	05/07→ 08/09→ 09/06→ 09/06→ 01/09→03/13						
2.0 CVVT 2.0 LPI	111 100	01/09→ 09/06→12/08	➡				03.0137-9328.2 669328	
KIA - CARNIVAL / GRAND CARNIVAL III (VQ) 09/05→								
 Bremsbackensatz, Feststellbremse								
2.2 CRDi	110 - 143	01/10→	➡				03.0137-3039.2 653039	Ø 210 x 40 + HEB
2.9 CRDi	118	09/05→	➡	→ 06/15			03.0137-3039.2 653039	Ø 210 x 40 + HEB
2.7 V6 2.9 CRDi 2.9 CRDi LX 3.5 CVVT 3.8	139 136 141 202 178 - 195	06/06→ 04/06→ 09/06→ 06/10→ 09/05→	➡				03.0137-3039.2 653039	Ø 210 x 40 + HEB
KIA - CARNIVAL I (UP) 06/98→10/01								
 Radbremszylinder								
2.5 V6 2.9 TDi	121 93	08/99→10/01 08/99→10/01	➡	06/00→; + ABS	2	24.3222-1731.3 020531	ALU	
			➡	06/00→ 09/01; + ABS	2	24.3222-1731.3 020531	ALU	
KIA - CARNIVAL II (GQ) 01/99→09/07								
 Radbremszylinder								
2.5 V6	110 - 132	10/01→06/06	➡	+ ABS	2	24.3222-1731.3 020531	ALU	
2.9 CRDi 2.9 TDi	106 93	10/01→06/06 08/99→09/07	➡	10/01→ 08/06; + ABS	2	24.3222-1731.3 020531	ALU	
 Bremsbackensatz								
2.5 V6	110 - 132	10/01→06/06	➡	12/03→			03.0137-0484.2 650484	Ø 295 x 53 + HEB
2.9 CRDi 2.9 TDi	106 93	10/01→06/06 08/99→09/07	➡	12/03→ 08/06			03.0137-0484.2 650484	Ø 295 x 53 + HEB
KIA - CEE'D (JD) 05/12→								
 Seilzug, Feststellbremse								
1.0 T-GDI	74 - 88	07/15→		- eFSB; <input type="checkbox"/>		24.3727-3208.2 583208	L= 1.878	
1.4 CRDi 90 1.4 CVVT	66 - 73	05/12→ 05/12→		- eFSB; <input type="checkbox"/>		24.3727-3209.2 583209	L= 1.742	
1.4 LPG 1.4 MPI 1.6 CRDi 110 1.6 CRDi 128 1.6 CRDi 136 1.6 CVVT 1.6 GDI 1.6 GT	72 74 81 94 100 95 - 96 99 150	05/12→ 04/15→ 05/12→ 05/12→ 07/15→ 01/13→ 05/12→ 06/13→						
KIA - CEE'D Combi Van (JD) 07/12→								
 Seilzug, Feststellbremse								
1.0 T-GDI	74 - 88	04/15→		- eFSB; <input type="checkbox"/>		24.3727-3208.2 583208	L= 1.878	
1.4 CRDi 1.4 CVVT 1.6 CRDi 1.6 GDI	66 - 73	04/15→ 04/15→ 07/12→ 04/15→		- eFSB; <input type="checkbox"/>		24.3727-3209.2 583209	L= 1.742	
KIA - CEE'D Schrägheck (ED) 12/06→12/12								
 Bremsbackensatz, Feststellbremse								
1.4 →	77 - 80	12/06→12/12	➡	→ 09/12			03.0137-3029.2 653029	Ø 167 x 26 - HEB














	kW					! #		
KIA - CEE'D Schrägheck (ED) 12/06→12/12								
 Bremsbackensatz, Feststellbremse								
1.6	85 - 93	12/06→12/12	➔	→ 09/12			03.0137-3029.2 653029	Ø 167 x 26 - HEB
1.6 CRDi 115	85	12/06→12/12						
1.6 CRDi 128	94	10/10→12/12						
1.6 CRDi 90	66	12/06→12/12						
1.6 CVVT	92	10/10→12/12						
2.0	105	12/06→12/12						
2.0 CRDi 140	103	09/07→12/12						
1.4 CVVT	66	08/09→12/12	➔	06/10→ 09/12			03.0137-3029.2 653029	Ø 167 x 26 - HEB
1.4 LPG	64 - 80	01/09→04/12	➔				03.0137-3029.2 653029	Ø 167 x 26 - HEB
1.6 LPG	87 - 91	06/07→12/11						
2.0 CRDi	100	06/07→12/12	➔	09/07→ 09/12			03.0137-3029.2 653029	Ø 167 x 26 - HEB
 Seilzug, Feststellbremse								
1.6 CRDi 128	94	10/10→12/12		→ 09/12; Scheibenbremse; <input type="checkbox"/>			24.3727-3204.2 583204	L= 1.673
				→ 09/12; Scheibenbremse; <input type="checkbox"/>			24.3727-3205.2 583205	L= 1.673
KIA - CEE'D Sportswagon (JD) 09/12→								
 Seilzug, Feststellbremse								
1.0 T-GDI	74 - 88	07/15→		- eFSB; <input type="checkbox"/>			24.3727-3208.2 583208	L= 1.878
1.4 CRDi 90	66	09/12→		- eFSB; <input type="checkbox"/>			24.3727-3209.2 583209	L= 1.742
1.4 CVVT	73	09/12→						
1.4 LPG	72	01/13→						
1.4 MPI	74	04/15→						
1.6 CRDi 110	81	03/13→						
1.6 CRDi 128	94	09/12→						
1.6 CRDi 136	100	07/15→						
1.6 CVVT	95 - 96	11/14→						
1.6 GDI	99	09/12→						
KIA - CEE'D SW (ED) 07/07→12/12								
 Bremsbackensatz, Feststellbremse								
1.4	77 - 80	09/07→12/12	➔				03.0137-3029.2 653029	Ø 167 x 26 - HEB
1.4 CVVT	66	07/09→12/12						
1.4 LPG	64 - 80	01/09→04/12						
1.6	85 - 93	09/07→12/12						
1.6 CRDi 115	85	09/07→12/12						
1.6 CRDi 128	94	10/10→12/12						
1.6 CRDi 90	66	09/07→12/12						
1.6 CVVT	92	06/09→12/12						
2.0	105	09/07→12/12						
2.0 CRDi 140	100 - 103	07/07→12/12						
1.6 LPG	91	01/08→09/12	➔	→ 12/11			03.0137-3029.2 653029	Ø 167 x 26 - HEB
 Seilzug, Feststellbremse								
1.6 CRDi 128	94	10/10→12/12		Scheibenbremse; <input type="checkbox"/>			24.3727-3204.2 583204	L= 1.673
				Scheibenbremse; <input type="checkbox"/>			24.3727-3205.2 583205	L= 1.673
KIA - CERATO I Stufenheck (LD) 04/04→12/09								
 Radbremszylinder								
1.6	75	04/04→12/09	➔	- ABS	2		24.3217-1120.3 020360	GG
Zubehörsatz, Bremsbacken								
1.6	75	04/04→12/09	➔	- ABS			03.0137-9241.2 669241	
 Bremstrommel								
1.6	75	04/04→12/09	➔	- ABS			24.0220-0031.1 480125	Ø 246 x 41,5 / 201
 Bremsbackensatz								
1.6	75	04/04→12/09	➔	- ABS			03.0137-0377.2 650377	Ø 200 x 36

















	kw			 	! #		
KIA - CERATO II (TD) 01/09→							
 Bremstrommel							
1.6	91	02/09→	➔			24.0218-0044.2 480174	Ø 216 x 36 / 182 - RLG / - ABS Ring / mit Radbefestigungsbolzen
 Bremsbackensatz							
1.6	91	02/09→	➔			03.0137-0436.2 650436	Ø 200 x 26 - HEB
 Bremsbackensatz, Feststellbremse							
1.6	91	02/09→	➔			03.0137-3022.2 653022	Ø 170 x 32 + HEB
KIA - CERATO III Schrägheck (YD) 09/12→							
Zubehörsatz, Bremsbacken							
1.6 CVVT	95	11/14→	➔			03.0137-9351.2 669351	
KIA - CERATO III Stufenheck (YD) 09/12→							
Zubehörsatz, Bremsbacken							
1.6 CRDI 1.6 CVVT 2.0 MPi	100 94 - 95 112	08/16→ 11/14→ 03/16→	➔			03.0137-9351.2 669351	
KIA - CERATO KOUP II (TD) 01/09→							
Zubehörsatz, Bremsbacken							
1.6 CVVT	150	09/13→	➔			03.0137-9351.2 669351	
KIA - CERATO Stufenheck (FB) 06/00→12/04							
 Radbremszylinder							
1.8	85	10/01→07/04	➔	- ABS	2	24.3217-1120.3 020360	GG
Zubehörsatz, Bremsbacken							
1.8	85	10/01→07/04	➔	- ABS		03.0137-9241.2 669241	
 Bremstrommel							
1.8	85	10/01→07/04	➔	- ABS		24.0220-0031.1 480125	Ø 246 x 41,5 / 201
 Bremsbackensatz							
1.8	85	10/01→07/04	➔	- ABS		03.0137-0377.2 650377	Ø 200 x 36
KIA - MAGENTIS (GD, MS) 05/01→							
 Bremsbackensatz, Feststellbremse							
2.0 2.5 V6	100 124	05/01→09/05 05/01→	➔	+ ABS → 10/05; + ABS		03.0137-3024.2 653024	Ø 170 x 32 + HEB
KIA - MAGENTIS (MG) 10/05→							
 Bremsbackensatz, Feststellbremse							
2.0 2.0 CRDi 2.7 2.7 V6	106 - 121 103 - 110 138 142	11/05→ 04/06→ 11/05→ 07/09→	➔	→ 12/10		03.0137-3025.2 653025	Ø 170 x 27 - HEB
2.0 CRDi 2.4	100 120	11/05→12/08 11/05→12/08	➔			03.0137-3025.2 653025	Ø 170 x 27 - HEB
2.4	119	08/06→12/09	➔	07/09→		03.0137-3025.2 653025	Ø 170 x 27 - HEB
Zubehörsatz, Feststellbremsbacken							
2.0 2.0 CRDi 2.7 2.7 V6	106 - 121 103 - 110 138 142	11/05→ 04/06→ 11/05→ 07/09→	➔	→ 12/10		03.0137-9334.2 669334	
2.0 CRDi 2.4	100 120	11/05→12/08 11/05→12/08	➔			03.0137-9334.2 669334	
2.4	119	08/06→12/09	➔	07/09→		03.0137-9334.2 669334	

	kw					! #		
KIA - OPTIMA (FSGDS6B) 01/10→								
 Bremsbackensatz, Feststellbremse								
1.7 CRDi 2.0 2.0 CVVL 2.0 CVVT Hybrid	100 125 121 110 -	03/12→ 03/12→ 03/12→ 03/12→	➡	→ 12/15			03.0137-3049.2 653049	Ø 167 x 26 - HEB
2.4 2.4 CVVT	132 132	03/12→ 01/12→						
2.0 2.4 2.4 Hybrid	204 149 154	09/10→ 09/10→ 09/11→	➡	03/12→ 12/15			03.0137-3049.2 653049	Ø 167 x 26 - HEB
2.0 CVVT 2.4	110 - 121 129	01/11→12/15 06/10→12/15	➡				03.0137-3049.2 653049	Ø 167 x 26 - HEB
KIA - PICANTO (JA) 03/17→								
Zubehörsatz, Bremsbacken								
1.0 1.0 LPG 1.2	49 - 51 48 62	03/17→ 11/18→ 03/17→	➡				03.0137-9351.2 669351	
KIA - PICANTO (SA) 04/04→								
 Radbremszylinder								
1.0 1.0 LPG 1.1 1.1 LPG	45 - 53 45 48 48	04/04→ 01/09→04/11 04/04→ 01/09→04/11	➡		2	24.3215-1703.3 020530	ALU	
1.1 CRDi	55	11/05→	➡	- ABS	2	24.3215-1703.3 020530	ALU	
 Bremsbackensatz								
1.0	45	04/04→	➡	05/04→ 02/10		03.0137-0511.2 650511	Ø 180 x 32 - HEB	
1.0	46	09/07→	➡	11/09→ 02/10		03.0137-0511.2 650511	Ø 180 x 32 - HEB	
1.0 1.0 LPG 1.1 1.1 LPG	53 45 48 48	04/04→04/11 01/09→04/11 04/04→ 01/09→04/11	➡	→ 02/10		03.0137-0511.2 650511	Ø 180 x 32 - HEB	
1.1 CRDi	55	11/05→	➡	→ 02/10; - ABS		03.0137-0511.2 650511	Ø 180 x 32 - HEB	
 Seilzug, Feststellbremse								
1.0	45	04/04→		05/04→ 04/11; Trommelbremse; <input type="checkbox"/>		24.3727-3202.2 583202	L= 1.487	
				05/04→ 04/11; Trommelbremse; <input type="checkbox"/>		24.3727-3203.2 583203	L= 1.487	
				02/05→ 04/11; Scheibenbremse; <input type="checkbox"/>		24.3727-3206.2 583206	L= 1.515	
				02/05→ 04/11; Scheibenbremse; <input type="checkbox"/>		24.3727-3207.2 583207	L= 1.515	
1.0	46	09/07→		11/09→ 04/11; Trommelbremse; <input type="checkbox"/>		24.3727-3202.2 583202	L= 1.487	
				11/09→ 04/11; Trommelbremse; <input type="checkbox"/>		24.3727-3203.2 583203	L= 1.487	
				11/09→ 04/11; Scheibenbremse; <input type="checkbox"/>		24.3727-3206.2 583206	L= 1.515	
				11/09→ 04/11; Scheibenbremse; <input type="checkbox"/>		24.3727-3207.2 583207	L= 1.515	
1.0	53	04/04→04/11		Trommelbremse; <input type="checkbox"/>		24.3727-3202.2 583202	L= 1.487	
				Trommelbremse; <input type="checkbox"/>		24.3727-3203.2 583203	L= 1.487	
				02/05→; Scheibenbremse; <input type="checkbox"/>		24.3727-3206.2 583206	L= 1.515	
				02/05→; Scheibenbremse; <input type="checkbox"/>		24.3727-3207.2 583207	L= 1.515	
1.0 LPG 1.1 LPG	45 48	01/09→04/11 01/09→04/11		Trommelbremse; <input type="checkbox"/>		24.3727-3202.2 583202	L= 1.487	
				Trommelbremse; <input type="checkbox"/>		24.3727-3203.2 583203	L= 1.487	
				Scheibenbremse; <input type="checkbox"/>		24.3727-3206.2 583206	L= 1.515	
				Scheibenbremse; <input type="checkbox"/>		24.3727-3207.2 583207	L= 1.515	
1.1	48	04/04→		→ 04/11; Trommelbremse; <input type="checkbox"/>		24.3727-3202.2 583202	L= 1.487	
				→ 04/11; Trommelbremse; <input type="checkbox"/>		24.3727-3203.2 583203	L= 1.487	
				02/05→ 04/11; Scheibenbremse; <input type="checkbox"/>		24.3727-3206.2 583206	L= 1.515	
				02/05→ 04/11; Scheibenbremse; <input type="checkbox"/>		24.3727-3207.2 583207	L= 1.515	
1.1 CRDi	55	11/05→		→ 04/11; Trommelbremse; <input type="checkbox"/>		24.3727-3202.2 583202	L= 1.487	
				→ 04/11; Trommelbremse; <input type="checkbox"/>		24.3727-3203.2 583203	L= 1.487	
				→ 04/11; Scheibenbremse; <input type="checkbox"/>		24.3727-3206.2 583206	L= 1.515	
				→ 04/11; Scheibenbremse; <input type="checkbox"/>		24.3727-3207.2 583207	L= 1.515	



















	kW			 	! #		
KIA - PICANTO (TA) 05/11→							
 Radbremszylinder							
1.0	49 - 51	05/11→	→	<input type="checkbox"/>		24.3217-1741.3 020611	ALU
1.0 Bi-Fuel	60	05/11→10/14	→	<input type="checkbox"/>		24.3217-1742.3 020612	ALU
1.0 Flex	59	08/11→					
1.0 LPG	49	08/13→					
1.2	63 - 64	09/11→					
 Bremsbackensatz							
1.0	49 - 51	05/11→	→			03.0137-0516.2 650516	Ø 180 x 27
1.0 Bi-Fuel	60	05/11→10/14					
1.0 Flex	59	08/11→					
1.0 LPG	49	08/13→					
1.2	63 - 64	09/11→					
Zubehörsatz, Feststellbremsbacken							
1.0	49 - 51	05/11→	→			03.0137-9349.2 669349	
1.0 Bi-Fuel	60	05/11→10/14					
1.0 Flex	59	08/11→					
1.0 LPG	49	08/13→					
1.2	63 - 64	09/11→					
 Seilzug, Feststellbremse							
1.0	49 - 51	05/11→			für Fahrzeuge mit Trommelbremse an der Hinterachse; <input type="checkbox"/>	24.3727-3212.2 583212	L= 1.435
1.0 Bi-Fuel	60	05/11→10/14					
1.0 Flex	59	08/11→			für Fahrzeuge mit Trommelbremse an der Hinterachse; <input type="checkbox"/>	24.3727-3213.2 583213	L= 1.490
1.0 LPG	49	08/13→					
1.2	63 - 64	09/11→					
KIA - PREGIO Bus 08/95→04/10							
 Bremsbackensatz							
2.5 D	69	08/95→09/04	→	09/02→ 03/04		03.0137-0486.2 650486	Ø 260 x 51 - HEB
KIA - PREGIO Kasten (TB) 10/97→							
 Bremsbackensatz							
2.5 Tci D	69	09/02→	→	→ 03/04		03.0137-0486.2 650486	Ø 260 x 51 - HEB
2.7 D	60	10/97→	→	→ 12/01		03.0137-0486.2 650486	Ø 260 x 51 - HEB
KIA - PRIDE (DA) 01/90→12/11							
Zubehörsatz, Bremsbacken							
1.1 i	38	01/91→10/00	→	→ 04/94		03.0137-9113.2 669113	
1.3	44 - 53	01/90→09/01					
1.3 i	51	01/90→05/97					
1.3	47	10/96→05/01	→	→ 10/00		03.0137-9113.2 669113	
 Bremsbackensatz							
1.1 i	38	01/91→10/00	→	→ 04/94		03.0137-0204.2 650204	Ø 170 x 25
1.3	44 - 53	01/90→09/01					
1.3 i	51	01/90→05/97					
1.3	47	10/96→05/01	→	→ 10/00		03.0137-0204.2 650204	Ø 170 x 25
KIA - PRIDE Kombi 08/98→05/01							
Zubehörsatz, Bremsbacken							
1.3	47	08/99→05/01	→			03.0137-9113.2 669113	
 Bremsbackensatz							
1.3	47	08/99→05/01	→			03.0137-0204.2 650204	Ø 170 x 25
KIA - PRIDE Van (DA) 04/92→06/99							
Zubehörsatz, Bremsbacken							
1.3	47	10/96→06/99	→			03.0137-9113.2 669113	
→							

	kw			 	! #		
KIA - PRIDE Van (DA) 04/92→06/99							
 Bremsbackensatz							
1.3	47	10/96→06/99	➔			03.0137-0204.2 650204	Ø 170 x 25
KIA - PRO CEE'D (ED) 02/08→02/13							
 Bremsbackensatz, Feststellbremse							
1.4	77 - 80	02/08→09/12	➔			03.0137-3029.2 653029	Ø 167 x 26 - HEB
1.4 CVVT	66	06/10→09/12					
1.6	90 - 93	02/08→09/12					
1.6 CRDi 115	85	02/08→09/12					
1.6 CRDi 128	94	10/10→09/12					
1.6 CRDi 90	66	02/08→09/12					
1.6 CVVT	85 - 92	02/08→02/13					
2.0	105	02/08→09/12					
2.0 CRDi 140	103	02/08→09/12					
2.0 LPG	105	01/09→12/09					
 Seilzug, Feststellbremse							
1.6 CRDi 128	94	10/10→09/12		Scheibenbremse; <input type="checkbox"/>		24.3727-3204.2 583204	L= 1.673
				Scheibenbremse; <input type="checkbox"/>		24.3727-3205.2 583205	L= 1.673
KIA - PRO CEE'D (JD) 03/13→							
 Seilzug, Feststellbremse							
1.0 T-GDI	74 - 88	07/15→		- eFSB; Scheibenbremse; <input type="checkbox"/>		24.3727-3208.2 583208	L= 1.878
1.4 CRDi 90	66	03/13→		- eFSB; Scheibenbremse; <input type="checkbox"/>		24.3727-3209.2 583209	L= 1.742
1.4 CVVT	73 - 74	03/13→					
1.4 MPI	74	04/15→					
1.6 CRDi 110	81	03/13→					
1.6 CRDi 128	94	03/13→					
1.6 CRDi 136	100	07/15→					
1.6 CVVT	95	03/13→					
1.6 GDI	99	03/13→					
1.6 GT	150	06/13→					
1.4 MPI	73	07/13→		für Linkslenker; - eFSB; Scheibenbremse; <input type="checkbox"/>		24.3727-3208.2 583208	L= 1.878
				für Linkslenker; - eFSB; Scheibenbremse; <input type="checkbox"/>		24.3727-3209.2 583209	L= 1.742
KIA - PRO CEE'D Hatchback Van (JD) 03/12→							
 Seilzug, Feststellbremse							
1.4 CRDi	66	05/15→		- eFSB; Scheibenbremse; <input type="checkbox"/>		24.3727-3208.2 583208	L= 1.878
1.6 GDI	99	04/15→		- eFSB; Scheibenbremse; <input type="checkbox"/>		24.3727-3209.2 583209	L= 1.742
1.4 CVVT	73	05/12→		- eFSB; Scheibenbremse; <input type="checkbox"/>		24.3727-3208.2 583208	L= 1.878
1.6 CRDi	94	10/12→		03/13→; - eFSB; Scheibenbremse; <input type="checkbox"/>		24.3727-3209.2 583209	L= 1.742
KIA - RIO II (JB) 03/05→							
Zubehörsatz, Bremsbacken							
1.4 16V	71	03/05→	➔	→ 08/11; - ABS		03.0137-9351.2 669351	
1.5 CRDi	65 - 81	03/05→12/11					
1.6 CVVT	82	03/05→					
 Bremsbackensatz							
1.4	55	01/10→12/11	➔			03.0137-0495.2 650495	Ø 203 x 32 + HEB
1.4 16V	71	03/05→	➔	→ 08/11; - ABS		03.0137-0495.2 650495	Ø 203 x 32 + HEB
1.5 CRDi	65 - 81	03/05→12/11					
1.6 CVVT	82	03/05→					
 Bremsbackensatz, Feststellbremse							
1.4	55	01/10→12/11	➔			03.0137-3022.2 653022	Ø 170 x 32 + HEB
1.4 16V	71	03/05→	➔	→ 08/11; + ABS		03.0137-3022.2 653022	Ø 170 x 32 + HEB
1.5 CRDi	65 - 81	03/05→12/11					
1.6 CVVT	82	03/05→					
Zubehörsatz, Feststellbremsbacken							
1.4	55	01/10→12/11	➔			03.0137-9331.2 669331	
→							













	kw			 	! #		
KIA - RIO II (JB) 03/05→							
Zubehörsatz, Feststellbremsbacken							
1.4 16V 1.5 CRDi 1.6 CVVT	71 65 - 81 82	03/05→ 03/05→12/11 03/05→	➔	→ 08/11; + ABS		03.0137-9331.2 669331	
 Seilzug, Feststellbremse							
1.4	55	01/10→12/11		Trommelbremse; - ABS; <input type="checkbox"/>		24.3727-3210.2 583210	L= 1.605
				Trommelbremse; - ABS; <input type="checkbox"/>		24.3727-3211.2 583211	L= 1.605
1.4 16V 1.5 CRDi 1.6 CVVT	71 81 82	03/05→ 03/05→12/11 03/05→		→ 08/11; - ABS; Trommelbremse; <input type="checkbox"/>		24.3727-3210.2 583210	L= 1.605
				→ 08/11; - ABS; Trommelbremse; <input type="checkbox"/>		24.3727-3211.2 583211	L= 1.605
1.5 CRDi	65	06/08→12/11		→ 08/11; - ABS; Trommelbremse; <input type="checkbox"/>		24.3727-3210.2 583210	L= 1.605
				→ 08/11; - ABS; Trommelbremse; <input type="checkbox"/>		24.3727-3211.2 583211	L= 1.605
				für Linkslenker; <input type="checkbox"/>		24.3727-3214.2 583214	L= 1.608
						24.3727-3215.2 583215	L= 1.604
KIA - RIO II Stufenheck (JB) 03/05→							
Zubehörsatz, Bremsbacken							
1.4 16V 1.5 CRDi 1.6 16V	71 65 - 81 82	03/05→ 03/05→12/11 03/05→	➔	→ 08/11; - ABS		03.0137-9351.2 669351	
 Bremsbackensatz							
1.4 16V 1.5 CRDi 1.6 16V	71 65 - 81 82	03/05→ 03/05→12/11 03/05→	➔	→ 08/11; - ABS		03.0137-0495.2 650495	Ø 203 x 32 + HEB
 Bremsbackensatz, Feststellbremse							
1.4 16V 1.5 CRDi 1.6 16V	71 65 - 81 82	03/05→ 03/05→12/11 03/05→	➔	→ 08/11; + ABS		03.0137-3022.2 653022	Ø 170 x 32 + HEB
Zubehörsatz, Feststellbremsbacken							
1.4 16V 1.5 CRDi 1.6 16V	71 65 - 81 82	03/05→ 03/05→12/11 03/05→	➔	→ 08/11; + ABS		03.0137-9331.2 669331	
 Seilzug, Feststellbremse							
1.4 16V 1.5 CRDi 1.6 16V	71 65 - 81 82	03/05→ 03/05→12/11 03/05→		→ 08/11; - ABS; Trommelbremse; <input type="checkbox"/>		24.3727-3210.2 583210	L= 1.605
				→ 08/11; - ABS; Trommelbremse; <input type="checkbox"/>		24.3727-3211.2 583211	L= 1.605
KIA - RIO III (UB) 09/11→							
 Radbremszylinder							
1.1 CRDi 1.2 1.25 1.25 CVVT 1.25 LPG 1.2 CVVT 1.4 CRDi 1.4 CVVT 1.6 CVVT	55 51 64 63 - 65 63 62 66 79 - 80 80	09/11→ 09/11→12/17 11/14→12/17 09/11→12/17 09/11→ 11/14→12/17 09/11→ 09/11→ 09/11→ 06/12→	➔	für Fahrzeuge mit Trommelbremse an der Hinterachse	2	24.3217-1731.3 020551	ALU
 Bremsbackensatz							
1.1 CRDi 1.2 1.25 1.25 CVVT 1.25 LPG 1.2 CVVT 1.4 CRDi 1.4 CVVT	55 51 64 63 - 65 63 62 66 79 - 80	09/11→ 09/11→12/17 11/14→12/17 09/11→12/17 09/11→ 11/14→12/17 09/11→ 09/11→ 06/12→	➔	für Fahrzeuge mit Trommelbremse an der Hinterachse		03.0137-0517.2 650517 03.0520-5117.3 695117	Ø 203 x 31 + HEB Ø 203 x 31 + RZ / + Zub TopKit

	kw			 	! #		
KIA - RIO III Hatchback Van (UB) 09/11→							
 Radbremszylinder							
1.1 CRDi 1.2 CVVT 1.4 CRDi 1.4 CVVT	55 63 66 80	09/11→ 04/15→12/17 04/15→ 04/15→	➔	für Fahrzeuge mit Trommelbremse an der Hinterachse		24.3217-1731.3 020551	ALU
 Bremsbackensatz							
1.1 CRDi 1.2 CVVT 1.4 CRDi 1.4 CVVT	55 63 66 80	09/11→ 04/15→12/17 04/15→ 04/15→	➔	für Fahrzeuge mit Trommelbremse an der Hinterachse		03.0137-0517.2 650517 03.0520-5117.3 695117	Ø 203 x 31 + HEB Ø 203 x 31 + RZ / + Zub TopKit
KIA - RIO III Stufenheck (UB) 09/10→							
 Radbremszylinder							
1.25 CVVT 1.2 CVVT 1.4 CVVT 1.6 CVVT 1.4 CVVT	61 - 65 64 80 90 79	06/11→12/17 11/14→12/17 10/11→ 06/12→ 06/11→	➔	für Fahrzeuge mit Trommelbremse an der Hinterachse 09/11→; für Fahrzeuge mit Trommelbremse an der Hinterachse	2	24.3217-1731.3 020551	ALU
 Bremsbackensatz							
1.25 CVVT 1.2 CVVT 1.4 CVVT 1.4 CVVT	61 - 65 64 80 79	06/11→12/17 11/14→12/17 10/11→ 06/11→	➔	für Fahrzeuge mit Trommelbremse an der Hinterachse 09/11→; für Fahrzeuge mit Trommelbremse an der Hinterachse		03.0137-0517.2 650517 03.0520-5117.3 695117	Ø 203 x 31 + HEB Ø 203 x 31 + RZ / + Zub TopKit Ø 203 x 31 + HEB Ø 203 x 31 + RZ / + Zub TopKit
KIA - RIO IV (YB, SC, FB) 01/17→							
 Radbremszylinder							
1.0 T-GDI 100 1.0 T-GDI 100 Eco-Dynamics+ 1.0 T-GDI 120 1.0 T-GDI 120 Eco-Dynamics+ 1.25 1.25 LPG 1.2 CVVT 1.4 1.4 CRDi 77 1.4 CRDi 90 1.6 1.6 Flex	74 74 88 88 62 60 62 73 - 74 57 66 89 - 90 94	01/17→ 02/17→ 01/17→ 02/17→ 01/17→ 07/20→ 05/20→ 01/17→ 74 01/17→ 01/17→ 01/17→ 90 07/17→	➔		2	24.3217-1731.3 020551	ALU
KIA - RIO IV Hatchback Van (YB, SC, FB) 01/17→							
 Radbremszylinder							
1.0 T-GDI 100 1.0 T-GDI 120	74 88	01/17→ 01/17→	➔		2	24.3217-1731.3 020551	ALU
KIA - RIO IV Stufenheck (SC, FB) 07/17→							
 Radbremszylinder							
1.4 1.6	73 - 74 90	07/17→ 07/17→ 07/17→	➔		2	24.3217-1731.3 020551	ALU
KIA - RIO Schrägheck (DC) 07/00→04/06							
 Radbremszylinder							
1.3 1.5 16V 1.5 16V	55 - 60 72 71	08/00→02/05 08/00→02/05 09/02→02/05	➔	→ 06/02 07/02→	2	24.3217-1120.3 020360 24.3217-1729.3 020535 24.3217-1729.3 020535	GG ALU ALU
 Bremstrommel							
1.3 1.5 16V →	55 - 60 72	08/00→02/05 08/00→02/05	➔	→ 06/02		24.0220-0006.1 480309	Ø 230 x 31 / 201,5 - RLG / - ABS Ring















	kw					! #		
KIA - RIO Schrägheck (DC) 07/00→04/06								
Bremsbackensatz								
1.3	55 - 60	08/00→02/05	➔	→ 06/02			03.0137-0436.2 650436	Ø 200 x 26 - HEB
1.5 16V	72	08/00→02/05	➔	07/02→			03.0137-0455.2 650455	Ø 200 x 31 - HEB
1.5 16V	71	09/02→02/05	➔				03.0137-0455.2 650455	Ø 200 x 31 - HEB
Seilzug, Feststellbremse								
1.3	55 - 60	08/00→02/05		Trommelbremse; <input type="checkbox"/>			24.3727-3200.2 583200	L= 1.584
1.5 16V	71 - 72	08/00→02/05		Trommelbremse; <input type="checkbox"/>			24.3727-3201.2 583201	L= 1.584
KIA - RIO Stufenheck (DC_) 07/00→04/06								
Radbremszylinder								
1.3	55	09/00→02/05	➔	→ 06/02	2	24.3217-1120.3 020360	GG	
1.5 16V	72	09/00→02/05	➔	07/02→	2	24.3217-1729.3 020535	ALU	
1.3	60	08/02→02/05	➔		2	24.3217-1729.3 020535	ALU	
1.5	70	09/02→02/05						
1.5 16V	71	09/02→02/05						
Bremstrommel								
1.3	55	09/00→02/05	➔	→ 06/02		24.0220-0006.1 480309	Ø 230 x 31 / 201,5 - RLG / - ABS Ring	
1.5 16V	72	09/00→02/05						
Bremsbackensatz								
1.3	55	09/00→02/05	➔	→ 06/02		03.0137-0436.2 650436	Ø 200 x 26 - HEB	
1.5 16V	72	09/00→02/05	➔	07/02→		03.0137-0455.2 650455	Ø 200 x 31 - HEB	
1.3	60	08/02→02/05	➔			03.0137-0455.2 650455	Ø 200 x 31 - HEB	
1.5	70	09/02→02/05						
1.5 16V	71	09/02→02/05						
Seilzug, Feststellbremse								
1.3	55 - 60	09/00→02/05		Trommelbremse; <input type="checkbox"/>		24.3727-3200.2 583200	L= 1.584	
1.5	70	09/02→02/05		Trommelbremse; <input type="checkbox"/>		24.3727-3201.2 583201	L= 1.584	
1.5 16V	71 - 72	09/00→02/05						
KIA - SEDONA III (YP) 09/14→								
Bremsbackensatz, Feststellbremse								
2.2 CRDI	149	07/15→	➔			03.0137-3039.2 653039	Ø 210 x 40 + HEB	
2.2 TD	147	07/15→						
3.3	196 - 199	01/15→						
3.3 GDI	206	09/14→						
KIA - SEPHIA (FA) 01/95→10/97								
Zubehörsatz, Bremsbacken								
1.5 i	59	02/96→10/97	➔	- ABS		03.0137-9241.2 669241		
1.8 i 16V	82	01/95→10/97						
1.6 i	59	01/95→10/97	➔	→ 06/96; - ABS		03.0137-9241.2 669241		
Bremstrommel								
1.5 i	59	02/96→10/97	➔	- ABS		24.0220-0031.1 480125	Ø 246 x 41,5 / 201	
1.8 i 16V	82	01/95→10/97						
1.6 i	59	01/95→10/97	➔	→ 06/96; - ABS		24.0220-0031.1 480125	Ø 246 x 41,5 / 201	
Bremsbackensatz								
1.5 i	59	02/96→10/97	➔	- ABS		03.0137-0377.2 650377	Ø 200 x 36	
1.8 i 16V	82	01/95→10/97						
1.6 i	59	01/95→10/97	➔	→ 06/96; - ABS		03.0137-0377.2 650377	Ø 200 x 36	
KIA - SEPHIA Stufenheck (FA) 01/92→09/01								
Zubehörsatz, Bremsbacken								
1.5 i	59	02/96→10/97	➔	- ABS		03.0137-9241.2 669241		
1.8 i 16V	82	01/95→10/97						
1.6 i	59	09/93→10/97	➔	10/93→ 06/96; - ABS		03.0137-9241.2 669241		
Bremstrommel								
1.5 i	59	02/96→10/97	➔	- ABS		24.0220-0031.1 480125	Ø 246 x 41,5 / 201	
➔								





















	kw					! #		
KIA - SEPHIA Stufenheck (FA) 01/92→09/01								
 Bremstrommel								
1.8 i 16V	82	01/95→10/97	➡	- ABS		24.0220-0031.1	480125	Ø 246 x 41,5 / 201
1.6 i	59	09/93→10/97	➡	10/93→ 06/96; - ABS		24.0220-0031.1	480125	Ø 246 x 41,5 / 201
 Bremsbackensatz								
1.5 i	59	02/96→10/97	➡	- ABS		03.0137-0377.2	650377	Ø 200 x 36
1.8 i 16V	82	01/95→10/97	➡					
1.6 i	59	09/93→10/97	➡	10/93→ 06/96; - ABS		03.0137-0377.2	650377	Ø 200 x 36
KIA - SHUMA I (FB) 09/96→12/01								
 Radbremszylinder								
1.6	75	01/01→12/01	➡	05/01→; - ABS	2	24.3217-1120.3	020360	GG
Zubehörsatz, Bremsbacken								
1.5 i 16V	65	10/97→03/01	➡	- ABS		03.0137-9241.2	669241	
1.8 i 16V	81	10/97→03/01	➡					
1.6	75	01/01→12/01	➡	05/01→; - ABS		03.0137-9241.2	669241	
 Bremstrommel								
1.5 i 16V	65	10/97→03/01	➡	- ABS		24.0220-0031.1	480125	Ø 246 x 41,5 / 201
1.8 i 16V	81	10/97→03/01	➡					
1.6	75	01/01→12/01	➡	05/01→; - ABS		24.0220-0031.1	480125	Ø 246 x 41,5 / 201
 Bremsbackensatz								
1.5 i 16V	65	10/97→03/01	➡	- ABS		03.0137-0377.2	650377	Ø 200 x 36
1.8 i 16V	81	10/97→03/01	➡					
1.6	75	01/01→12/01	➡	05/01→; - ABS		03.0137-0377.2	650377	Ø 200 x 36
KIA - SHUMA II (FB) 05/01→12/07								
 Radbremszylinder								
1.6	75	05/01→08/04	➡	- ABS	2	24.3217-1120.3	020360	GG
1.8	84	04/03→08/04	➡					
1.8	81	05/01→06/04	➡	04/03→; - ABS	2	24.3217-1120.3	020360	GG
Zubehörsatz, Bremsbacken								
1.6	75	05/01→08/04	➡	- ABS		03.0137-9241.2	669241	
1.8	84	04/03→08/04	➡					
1.8	81	05/01→06/04	➡	04/03→; - ABS		03.0137-9241.2	669241	
 Bremstrommel								
1.6	75	05/01→08/04	➡	- ABS		24.0220-0031.1	480125	Ø 246 x 41,5 / 201
1.8	84	04/03→08/04	➡					
1.8	81	05/01→06/04	➡	04/03→; - ABS		24.0220-0031.1	480125	Ø 246 x 41,5 / 201
 Bremsbackensatz								
1.6	75	05/01→08/04	➡	- ABS		03.0137-0377.2	650377	Ø 200 x 36
1.8	84	04/03→08/04	➡					
1.8	81	05/01→06/04	➡	04/03→; - ABS		03.0137-0377.2	650377	Ø 200 x 36
KIA - SHUMA II Stufenheck (FB) 05/01→05/04								
 Radbremszylinder								
1.6	75	05/01→05/04	➡	- ABS	2	24.3217-1120.3	020360	GG
Zubehörsatz, Bremsbacken								
1.6	75	05/01→05/04	➡	- ABS		03.0137-9241.2	669241	
 Bremstrommel								
1.6	75	05/01→05/04	➡	- ABS		24.0220-0031.1	480125	Ø 246 x 41,5 / 201
 Bremsbackensatz								
1.6	75	05/01→05/04	➡	- ABS		03.0137-0377.2	650377	Ø 200 x 36
KIA - SHUMA Stufenheck (FB) 03/96→10/01								
Zubehörsatz, Bremsbacken								
1.5	59	03/96→12/98	➡	10/97→; - ABS		03.0137-9241.2	669241	
1.5 i 16V	65	10/97→10/01	➡	→ 04/01; - ABS		03.0137-9241.2	669241	


















	kw				! #		
KIA - SHUMA Stufenheck (FB) 03/96→10/01							
Bremstrommel							
1.5	59	03/96→12/98	➡	10/97→; - ABS	24.0220-0031.1	480125	Ø 246 x 41,5 / 201
1.5 i 16V	65	10/97→10/01	➡	→ 04/01; - ABS	24.0220-0031.1	480125	Ø 246 x 41,5 / 201
Bremsbackensatz							
1.5	59	03/96→12/98	➡	10/97→; - ABS	03.0137-0377.2	650377	Ø 200 x 36
1.5 i 16V	65	10/97→10/01	➡	→ 04/01; - ABS	03.0137-0377.2	650377	Ø 200 x 36
KIA - SORENTO I (JC) 08/02→							
Bremsbackensatz, Feststellbremse							
2.4	102	08/02→	➡	→ 11/06	03.0137-3009.2	653009	Ø 190 x 40 - HEB
2.5 CRDi	103	08/02→	➡				
2.5 CRDi	120	05/06→	➡		03.0137-3028.2	653028	Ø 190 x 40 - HEB
3.3 4WD	180	09/08→12/09	➡				
3.8 4WD	196	09/06→	➡				
2.5 CRDi	125 - 131	09/06→	➡	→ 10/09	03.0137-3028.2	653028	Ø 190 x 40 - HEB
2.5 CRDi 4WD	131	09/06→12/11	➡				
3.3 V6 4WD	182	02/07→	➡	11/07→	03.0137-3028.2	653028	Ø 190 x 40 - HEB
3.5	143	09/02→12/06	➡		03.0137-3009.2	653009	Ø 190 x 40 - HEB
3.5 V6 4WD	143	08/02→	➡	→ 10/09	03.0137-3009.2	653009	Ø 190 x 40 - HEB
KIA - SORENTO I VAN (JC) 08/02→12/11							
Bremsbackensatz, Feststellbremse							
2.5 CRDi 4WD	103	08/05→10/06	➡		03.0137-3028.2	653028	Ø 190 x 40 - HEB
KIA - SORENTO II (XM) 09/09→							
Bremsbackensatz, Feststellbremse							
2.0 CRDi	110	11/10→	➡	07/12→ 09/14	03.0137-3048.2	653048	Ø 189 x 27 - HEB
2.0 CRDi 4WD	110	11/10→	➡	→ 06/12	03.0137-3052.2	653052	Ø 189 x 27 - HEB
2.2 CRDi	145 - 147	11/09→	➡	→ 10/10	03.0137-3027.2	653027	Ø 189 x 26 - HEB
2.2 CRDi 4WD	145 - 147	11/09→	➡	07/12→ 09/14	03.0137-3048.2	653048	Ø 189 x 27 - HEB
2.4 CVVT	128	11/09→	➡	11/10→ 06/12	03.0137-3052.2	653052	Ø 189 x 27 - HEB
2.4 CVVT 4WD	128	11/09→	➡				
2.4	130	09/10→12/12	➡	→ 10/10	03.0137-3027.2	653027	Ø 189 x 26 - HEB
2.4 AWD	130	09/10→12/12	➡	07/12→	03.0137-3048.2	653048	Ø 189 x 27 - HEB
			➡	11/10→ 06/12	03.0137-3052.2	653052	Ø 189 x 27 - HEB
2.4 CVVT	141	10/12→	➡	→ 09/14	03.0137-3048.2	653048	Ø 189 x 27 - HEB
2.4 CVVT 4WD	141	10/12→	➡				
2.4 GDI	141	10/12→	➡				
2.4 GDI 4WD	141	10/12→	➡				
2.4 LPG	126	04/10→12/15	➡		03.0137-3052.2	653052	Ø 189 x 27 - HEB
2.4 LPG 4WD	126	04/10→12/15	➡				
3.5	203 - 204	11/09→	➡		03.0137-3027.2	653027	Ø 189 x 26 - HEB
3.5 4WD	203 - 206	11/09→	➡				
Zubehörsatz, Feststellbremsbacken							
2.0 CRDi	110	11/10→	➡	→ 06/12	03.0137-9329.2	669329	
2.0 CRDi 4WD	110	11/10→	➡				
2.2 CRDi	145 - 147	11/09→	➡	11/10→ 06/12	03.0137-9329.2	669329	
2.2 CRDi 4WD	145 - 147	11/09→	➡	→ 10/10	03.0137-9329.2	669329	
2.4	130	09/10→12/12	➡				
2.4 AWD	130	09/10→12/12	➡				
2.4 CVVT	128	11/09→	➡				
2.4 CVVT 4WD	128	11/09→	➡				
2.4 CVVT	141	10/12→	➡	→ 09/14	03.0137-9329.2	669329	
2.4 CVVT 4WD	141	10/12→	➡				
2.4 GDI	141	10/12→	➡				
2.4 GDI 4WD	141	10/12→	➡				
2.4 LPG	126	04/10→12/15	➡		03.0137-9329.2	669329	
2.4 LPG 4WD	126	04/10→12/15	➡				
3.5	203 - 204	11/09→	➡				
3.5 4WD	203 - 206	11/09→	➡				




















	kw					! #		
KIA - SORENTO II Kasten/SUV (XM) 06/09→12/15								
 Bremsbackensatz, Feststellbremse								
CRDi CRDi 4WD	145	11/09→12/15	➡	→ 10/10			03.0137-3027.2 653027	Ø 189 x 26 - HEB
CVVT CVVT 4WD	128	06/09→12/15	➡	07/12→ 09/14			03.0137-3048.2 653048	Ø 189 x 27 - HEB
	128	06/09→12/15	➡	11/10→ 06/12			03.0137-3052.2 653052	Ø 189 x 27 - HEB
Zubehörsatz, Feststellbremsbacken								
CRDi CRDi 4WD	145	11/09→12/15	➡	11/10→ 06/12			03.0137-9329.2 669329	
CVVT CVVT 4WD	128	06/09→12/15	➡	→ 10/10			03.0137-9329.2 669329	
KIA - SOUL I (AM) 01/09→								
 Bremsbackensatz, Feststellbremse								
1.6 1.6 CRDi 115 1.6 CRDi 128 1.6 CVVT	91 85 94 77 -	09/09→12/14 02/09→ 02/09→ 02/09→	➡	→ 02/14; + ABS			03.0137-3026.2 653026	Ø 167 x 32 + HEB
1.6 Flex 1.6 GDI	94 103	01/11→12/14 06/11→						
1.6 LPG 2.0	87 - 92 106	02/09→12/14 09/09→12/11	➡	+ ABS			03.0137-3026.2 653026	Ø 167 x 32 + HEB
Zubehörsatz, Feststellbremsbacken								
1.6 1.6 CRDi 115 1.6 CRDi 128 1.6 CVVT	91 85 94 77 -	09/09→12/14 02/09→ 02/09→ 02/09→	➡	→ 02/14; + ABS			03.0137-9326.2 669326	
1.6 Flex 1.6 GDI	94 103	01/11→12/14 06/11→						
1.6 LPG 2.0	87 - 92 106	02/09→12/14 09/09→12/11	➡	+ ABS			03.0137-9326.2 669326	
KIA - SOUL II (PS) 02/14→								
 Bremsbackensatz, Feststellbremse								
1.6 CRDi 128	94	02/14→	➡	→ 02/14; + ABS			03.0137-3026.2 653026	Ø 167 x 32 + HEB
Zubehörsatz, Feststellbremsbacken								
1.6 CRDi 128	94	02/14→	➡	→ 02/14; + ABS			03.0137-9326.2 669326	
KIA - SPORTAGE II (JE_, KM) 09/04→								
 Bremsbackensatz, Feststellbremse								
2.0 2.0 CRDi 2.0 i 16V 2.0 LPG	122 100 104 101	01/09→05/10 01/06→05/10 09/04→ 06/09→05/10	➡				03.0137-3016.2 653016	Ø 167 x 27 - HEB
2.0 16V 4WD 2.0 CRDi 4WD	104 83 - 110	09/04→ 09/04→ 09/04→	➡				03.0137-3004.2 653004	Ø 190 x 40 + HEB
2.7 V6 4WD 2.0 CRDi	129 83 - 110	09/04→ 02/05→ 02/05→	➡	→ 05/10			03.0137-3016.2 653016	Ø 167 x 27 - HEB
2.0 CRDi 4WD	103	01/06→	➡	→ 05/10			03.0137-3004.2 653004	Ø 190 x 40 + HEB
Zubehörsatz, Feststellbremsbacken								
2.0 2.0 CRDi 2.0 i 16V 2.0 LPG	122 100 104 101	01/09→05/10 01/06→05/10 09/04→ 06/09→05/10	➡				03.0137-9334.2 669334	
2.0 16V 4WD 2.0 CRDi 4WD	104 83 - 110	09/04→ 09/04→ 09/04→	➡				03.0137-9330.2 669330	
2.7 V6 4WD 2.0 CRDi	129 83 - 110	09/04→ 02/05→ 02/05→	➡	→ 05/10			03.0137-9334.2 669334	
KIA - SPORTAGE II VAN (KM_) 09/04→								
 Bremsbackensatz, Feststellbremse								
2.0 CRDi 2.0 CRDi 4WD →	110 110	09/08→05/10 09/08→05/10	➡				03.0137-3016.2 653016	Ø 167 x 27 - HEB

















	kW					! #			
KIA - SPORTAGE II VAN (KM_) 09/04→									
Zubehörsatz, Feststellbremsbacken									
2.0 CRDi	110	09/08→05/10	➡				03.0137-9334.2	669334	
2.0 CRDi 4WD	110	09/08→05/10							
KIA - SPORTAGE III (SL) 09/09→									
 Bremsbackensatz, Feststellbremse									
1.6 GDI	99	02/11→	➡	03/13→			03.0137-3029.2	653029	Ø 167 x 26 - HEB
1.6 LPG	99	01/14→12/15	➡				03.0137-3029.2	653029	Ø 167 x 26 - HEB
2.0 GDI	122 - 194	09/13→							
2.4 i AWD	130	08/10→							
2.0 CRDi	130	08/12→	➡	→ 12/15			03.0137-3030.2	653030	Ø 189 x 40 + HEB
2.0 CRDi AWD	100 - 135	07/10→							
2.0 CVVT AWD	120 - 122	07/10→							
2.0 GDI AWD	122	02/14→							
2.0 CVVT	113	11/14→12/15	➡	Fahrzeugproduktionsland Slowakische Republik			03.0137-3029.2	653029	Ø 167 x 26 - HEB
			➡	Fahrzeugproduktionsland Republik Korea (Südkorea)			03.0137-3030.2	653030	Ø 189 x 40 + HEB
2.0 CVVT AWD	110 - 113	06/10→12/15	➡				03.0137-3030.2	653030	Ø 189 x 40 + HEB
2.0 CVVT Flex AWD	131	01/12→							
Zubehörsatz, Feststellbremsbacken									
1.6 GDI	99	02/11→	➡				03.0137-9325.2	669325	
1.6 LPG	99	01/14→12/15							
1.7 CRDi	85	12/10→							
2.0 CRDi	100 - 135	07/10→							
2.0 CVVT	110 - 122	06/10→							
2.0 CVVT Flex	131	02/12→12/16							
2.0 GDI	122 - 194	09/13→							
2.4 i AWD	130	08/10→							
2.0 CRDi	130	08/12→	➡	→ 12/15			03.0137-9333.2	669333	
2.0 CRDi AWD	100 - 135	07/10→							
2.0 CVVT AWD	120 - 122	07/10→							
2.0 GDI AWD	122	02/14→							
2.0 CVVT	113	11/14→12/15	➡				03.0137-9325.2	669325	
			➡	Fahrzeugproduktionsland Republik Korea (Südkorea)			03.0137-9333.2	669333	
2.0 CVVT AWD	110 - 113	06/10→12/15	➡				03.0137-9333.2	669333	
2.0 CVVT Flex AWD	131	01/12→							
KIA - SPORTAGE SUV (K00) 04/94→04/05									
 Radbremszylinder									
2.0	87	10/00→08/03	➡			2	24.3220-1752.3	020591	GG
2.0 4WD	87	10/00→08/03							
2.0 i 16V	94	10/99→08/03							
2.0 TD 4WD	61	10/97→08/03							
2.0 i 16V 4WD	94	04/94→08/03	➡	→ 09/99		2	24.3220-1746.3	020580	ALU
			➡	10/99→		2	24.3220-1752.3	020591	GG
2.0 i 16V 4WD	95	11/98→08/04	➡	→ 09/99		2	24.3220-1746.3	020580	ALU
			➡	10/99→ 08/03		2	24.3220-1752.3	020591	GG
2.0 i 4WD	70	04/94→08/99	➡			2	24.3220-1746.3	020580	ALU
KIA - VENGA (YN) 02/10→									
 Seilzug, Feststellbremse									
1.4 CRDi 75	55 - 57	02/10→		Scheibenbremse; <input type="checkbox"/>			24.3727-3128.2	583128	L= 1.838
1.4 CRDi 90	66	02/10→		Scheibenbremse; <input type="checkbox"/>			24.3727-3129.2	583129	L= 1.855
1.4 CVVT	66	02/10→							
1.6 CRDi 115	85	02/10→							
1.6 CRDi 128	94	02/10→							
1.6 CVVT	92	02/10→							
1.4 LPG	66	02/10→		für Linkslenker; Scheibenbremse; <input type="checkbox"/>			24.3727-3128.2	583128	L= 1.838
				für Linkslenker; Scheibenbremse; <input type="checkbox"/>			24.3727-3129.2	583129	L= 1.855



















	kw			 	! #		
KIA - VENGA Hatchback Van (YN) 02/10→							
 Seilzug, Feststellbremse							
CRDi	57 - 66	04/15→	<input type="checkbox"/>			24.3727-3128.2 583128	L= 1.838
CVVT	66 - 92	02/15→	<input type="checkbox"/>			24.3727-3129.2 583129	L= 1.855
LADA - 110 (2110) 01/95→12/12							
 Radbremszylinder							
1.5	54 - 57	01/95→12/05	➡		2	24.3220-1103.3 020214	GG
1.5 16V	70	01/95→12/05					
1.6	66	01/00→12/08					
2.0 i	110	08/96→07/00					
Wankel	88	06/97→09/04					
1.6	60	01/00→12/12	➡	→ 08/07	2	24.3220-1103.3 020214	GG
Zubehörsatz, Bremsbacken							
1.5	54 - 57	01/95→12/05	➡	- ABS		03.0137-9118.2 669118	
1.5 16V	70	01/95→12/05					
1.6	66	01/00→12/08					
2.0 i	110	08/96→07/00					
Wankel	88	06/97→09/04					
1.6	60	01/00→12/12	➡	→ 08/07; - ABS		03.0137-9118.2 669118	
 Bremstrommel							
1.5	54 - 57	01/95→12/05	➡			24.0220-0020.1 480059	Ø 256 x 50 / 201,5
1.5 16V	70	01/95→12/05					
1.6	66	01/00→12/08					
2.0 i	110	08/96→07/00					
Wankel	88	06/97→09/04					
1.6	60	01/00→12/12	➡	→ 08/07		24.0220-0020.1 480059	Ø 256 x 50 / 201,5
 Bremsbackensatz							
1.5	54 - 57	01/95→12/05	➡	- ABS		03.0137-0231.2 650231	Ø 200 x 41
1.5 16V	70	01/95→12/05					
1.6	66	01/00→12/08					
2.0 i	110	08/96→07/00					
Wankel	88	06/97→09/04					
1.6	60	01/00→12/12	➡	→ 08/07; - ABS		03.0137-0231.2 650231	Ø 200 x 41
LADA - 111 (2111) 01/95→02/09							
 Radbremszylinder							
1.5	57	01/96→12/05	➡		2	24.3220-1103.3 020214	GG
1.5 16V	70	01/95→08/02					
1.6	60	09/04→02/09	➡	01/05→ 12/08	2	24.3220-1103.3 020214	GG
1.6	66	09/04→12/07	➡	03/06→	2	24.3220-1103.3 020214	GG
Zubehörsatz, Bremsbacken							
1.5	57	01/96→12/05	➡	- ABS		03.0137-9118.2 669118	
1.5 16V	70	01/95→08/02					
1.6	60	09/04→02/09	➡	01/05→ 12/08; - ABS		03.0137-9118.2 669118	
1.6	66	09/04→12/07	➡	03/06→; - ABS		03.0137-9118.2 669118	
 Bremstrommel							
1.5	57	01/96→12/05	➡			24.0220-0020.1 480059	Ø 256 x 50 / 201,5
1.5 16V	70	01/95→08/02					
1.6	60	09/04→02/09	➡	01/05→ 12/08		24.0220-0020.1 480059	Ø 256 x 50 / 201,5
1.6	66	09/04→12/07	➡	03/06→		24.0220-0020.1 480059	Ø 256 x 50 / 201,5
 Bremsbackensatz							
1.5	57	01/96→12/05	➡	- ABS		03.0137-0231.2 650231	Ø 200 x 41
1.5 16V	70	01/95→08/02					
1.6	60	09/04→02/09	➡	01/05→ 12/08; - ABS		03.0137-0231.2 650231	Ø 200 x 41
1.6	66	09/04→12/07	➡	03/06→; - ABS		03.0137-0231.2 650231	Ø 200 x 41


















	kw			 	! #		
LADA - 112 (2112) 01/95→12/11							
 Radbremszylinder							
1.5 1.5 16V 1.6 1.6	57 70 66 60	01/95→09/04 01/95→09/00 03/06→12/08 01/05→12/11	➡		2	24.3220-1103.3 020214	GG
			➡	→ 12/08			
Zubehörsatz, Bremsbacken							
1.5 1.5 16V 1.6 1.6	57 70 66 60	01/95→09/04 01/95→09/00 03/06→12/08 01/05→12/11	➡	- ABS		03.0137-9118.2 669118	
			➡	→ 12/08; - ABS			
 Bremstrommel							
1.5 1.5 16V 1.6 1.6	57 70 66 60	01/95→09/04 01/95→09/00 03/06→12/08 01/05→12/11	➡			24.0220-0020.1 480059	Ø 256 x 50 / 201,5
			➡	→ 12/08			
 Bremsbackensatz							
1.5 1.5 16V 1.6 1.6	57 70 66 60	01/95→09/04 01/95→09/00 03/06→12/08 01/05→12/11	➡	- ABS		03.0137-0231.2 650231	Ø 200 x 41
			➡	→ 12/08; - ABS			
LADA - 1200-1600 01/70→12/05							
 Radbremszylinder							
1600 N/L	57	03/79→12/05	➡	→ 06/85	2	24.3220-1102.3 020213	GG
Zubehörsatz, Bremsbacken							
1600 N/L	57	03/79→12/05	➡	→ 06/85		03.0137-9117.2 669117	
 Bremsbackensatz							
1600 N/L	57	03/79→12/05	➡	→ 06/85		03.0137-0232.2 650232 03.0420-0620.3 680620	Ø 250 x 51 Ø 250 x 51 + RZ / + Zub Kit
 Seilzug, Feststellbremse							
1600 N/L	57	03/79→12/05		→ 06/85; Trommelbremse; 	1	24.3727-2402.2 582402	L= 2.503
LADA - GRANTA Liftback (2191_) 05/14→							
 Radbremszylinder							
1.6	64 - 78	08/14→	➡		2	24.3220-1103.3 020214	GG
Zubehörsatz, Bremsbacken							
1.6	64 - 78	08/14→	➡	- ABS		03.0137-9118.2 669118	
 Bremstrommel							
1.6	64 - 78	08/14→	➡			24.0220-0020.1 480059	Ø 256 x 50 / 201,5
 Bremsbackensatz							
1.6	64 - 78	08/14→	➡	- ABS		03.0137-0231.2 650231	Ø 200 x 41
LADA - KALINA II Kombi (2194_) 05/13→09/18							
 Radbremszylinder							
1.6	64 - 78	11/13→09/18	➡		2	24.3220-1103.3 020214	GG
Zubehörsatz, Bremsbacken							
1.6	64 - 78	11/13→09/18	➡	- ABS		03.0137-9118.2 669118	
 Bremstrommel							
1.6	64 - 78	11/13→09/18	➡			24.0220-0020.1 480059	Ø 256 x 50 / 201,5
 Bremsbackensatz							
1.6	64 - 78	11/13→09/18	➡	- ABS		03.0137-0231.2 650231	Ø 200 x 41














	kw					! #		
LADA - KALINA II Schrägheck (2192_) 05/13→09/19								
 Radbremszylinder								
1.6	64 - 72	06/13→09/18	➔			2	24.3220-1103.3 020214	GG
Zubehörsatz, Bremsbacken								
1.6	64 - 72	06/13→09/18	➔	- ABS			03.0137-9118.2 669118	
 Bremstrommel								
1.6	64 - 72	06/13→09/18	➔				24.0220-0020.1 480059	Ø 256 x 50 / 201,5
 Bremsbackensatz								
1.6	64 - 72	06/13→09/18	➔	- ABS			03.0137-0231.2 650231	Ø 200 x 41
LADA - KALINA Kombi (1117) 09/04→12/13								
 Radbremszylinder								
1.4 16V 1.4 16V LPG 1.6	66 65 60 - 62	11/08→12/13 11/08→12/13 10/07→12/13	➔			2	24.3220-1103.3 020214	GG
Zubehörsatz, Bremsbacken								
1.4 16V 1.4 16V LPG 1.6	66 65 60 - 62	11/08→12/13 11/08→12/13 10/07→12/13	➔	- ABS			03.0137-9118.2 669118	
 Bremstrommel								
1.4 16V 1.4 16V LPG 1.6	66 65 60 - 62	11/08→12/13 11/08→12/13 10/07→12/13	➔				24.0220-0020.1 480059	Ø 256 x 50 / 201,5
 Bremsbackensatz								
1.4 16V 1.4 16V LPG 1.6	66 65 60 - 62	11/08→12/13 11/08→12/13 10/07→12/13	➔	- ABS			03.0137-0231.2 650231	Ø 200 x 41
LADA - KALINA Schrägheck (1119) 10/04→12/13								
 Radbremszylinder								
1.4 16V 1.4 16V LPG 1.6	66 65 60 - 66	11/08→12/13 11/08→12/13 10/04→12/13	➔			2	24.3220-1103.3 020214	GG
Zubehörsatz, Bremsbacken								
1.4 16V 1.4 16V LPG 1.6	66 65 60 - 66	11/08→12/13 11/08→12/13 10/04→12/13	➔	- ABS			03.0137-9118.2 669118	
 Bremstrommel								
1.4 16V 1.4 16V LPG 1.6	66 65 60 - 66	11/08→12/13 11/08→12/13 10/04→12/13	➔				24.0220-0020.1 480059	Ø 256 x 50 / 201,5
 Bremsbackensatz								
1.4 16V 1.4 16V LPG 1.6	66 65 60 - 66	11/08→12/13 11/08→12/13 10/04→12/13	➔	- ABS			03.0137-0231.2 650231	Ø 200 x 41
LADA - KALINA Stufenheck (1118) 09/04→12/13								
 Radbremszylinder								
1.4 16V 1.4 16V LPG 1.6	66 65 60 - 66	09/06→12/13 11/08→12/13 10/04→12/13	➔			2	24.3220-1103.3 020214	GG
Zubehörsatz, Bremsbacken								
1.4 16V 1.4 16V LPG ➔	66 65	09/06→12/13 11/08→12/13	➔	- ABS			03.0137-9118.2 669118	
















	kw			 	! #		
LADA - KALINA Stufenheck (1118) 09/04→12/13							
Zubehörsatz, Bremsbacken							
1.6	60 - 66	10/04→12/13	➔	- ABS		03.0137-9118.2 669118	
 Bremstrommel							
1.4 16V 1.4 16V LPG 1.6	66 65 60 - 66	09/06→12/13 11/08→12/13 10/04→12/13	➔			24.0220-0020.1 480059	Ø 256 x 50 / 201,5
 Bremsbackensatz							
1.4 16V 1.4 16V LPG 1.6	66 65 60 - 66	09/06→12/13 11/08→12/13 10/04→12/13	➔	- ABS		03.0137-0231.2 650231	Ø 200 x 41
LADA - NOVA (2105) 05/81→04/12							
 Radbremszylinder							
1200 Junior/L 1300 Spezial/L 1500 S 1500 Special	44 48 52 55	09/81→04/12 05/81→04/12 06/89→04/12 03/85→04/12	➔	→ 12/96	2	24.3220-1103.3 020214	GG
Zubehörsatz, Bremsbacken							
1200 Junior/L 1300 Spezial/L 1500 S 1500 Special	44 48 52 55	09/81→04/12 05/81→04/12 06/89→04/12 03/85→04/12	➔	→ 12/96		03.0137-9117.2 669117	
 Bremsbackensatz							
1200 Junior/L 1300 Spezial/L 1500 S 1500 Special	44 48 52 55	09/81→04/12 05/81→04/12 06/89→04/12 03/85→04/12	➔	→ 12/96		03.0137-0232.2 650232	Ø 250 x 51
 Seilzug, Feststellbremse							
1200 Junior/L 1300 Spezial/L 1500 S 1500 Special	44 48 52 55	09/81→04/12 05/81→04/12 06/89→04/12 03/85→04/12		→ 12/96; Trommelbremse; ☑	1	24.3727-2402.2 582402	L= 2.503
LADA - NOVA Kombi (2104) 09/84→04/12							
 Radbremszylinder							
1500	49	08/94→04/12	➔	→ 12/96	2	24.3220-1103.3 020214	GG
Zubehörsatz, Bremsbacken							
1500	49	08/94→04/12	➔	→ 12/96		03.0137-9117.2 669117	
 Bremsbackensatz							
1500	49	08/94→04/12	➔	→ 12/96		03.0137-0232.2 650232	Ø 250 x 51
 Seilzug, Feststellbremse							
1500	49	08/94→04/12		→ 12/96; Trommelbremse; ☑	1	24.3727-2402.2 582402	L= 2.503
LADA - PRIORA Kombi (2171) 05/09→12/15							
 Radbremszylinder							
1.6	72	10/09→12/15	➔		2	24.3220-1103.3 020214	GG
Zubehörsatz, Bremsbacken							
1.6	72	10/09→12/15	➔	- ABS		03.0137-9118.2 669118	
 Bremstrommel							
1.6	72	10/09→12/15	➔			24.0220-0020.1 480059	Ø 256 x 50 / 201,5
 Bremsbackensatz							
1.6	72	10/09→12/15	➔	- ABS		03.0137-0231.2 650231	Ø 200 x 41
LADA - PRIORA Schrägheck (2172) 02/08→12/15							
 Radbremszylinder							
1.6 →	60 - 72	12/08→12/15	➔		2	24.3220-1103.3 020214	GG














	kw			 	! #		
LADA - PRIORA Schrägheck (2172) 02/08→12/15							
 Radbremszylinder							
1.6 LPG	71	12/08→12/13	➔		2	24.3220-1103.3 020214	GG
Zubehörsatz, Bremsbacken							
1.6	60 - 72	12/08→12/15	➔	- ABS		03.0137-9118.2 669118	
1.6 LPG	71	12/08→12/13					
 Bremstrommel							
1.6	60 - 72	12/08→12/15	➔			24.0220-0020.1 480059	Ø 256 x 50 / 201,5
1.6 LPG	71	12/08→12/13					
 Bremsbackensatz							
1.6	60 - 72	12/08→12/15	➔	- ABS		03.0137-0231.2 650231	Ø 200 x 41
1.6 LPG	71	12/08→12/13					
LADA - PRIORA Stufenheck (2170_) 04/07→07/18							
 Radbremszylinder							
1.6	60 - 90	04/07→07/18	➔		2	24.3220-1103.3 020214	GG
1.6 LPG	71	03/09→09/16					
Zubehörsatz, Bremsbacken							
1.6	60 - 90	04/07→07/18	➔	- ABS		03.0137-9118.2 669118	
1.6 LPG	71	03/09→09/16					
 Bremstrommel							
1.6	60 - 90	04/07→07/18	➔			24.0220-0020.1 480059	Ø 256 x 50 / 201,5
1.6 LPG	71	03/09→09/16					
 Bremsbackensatz							
1.6	60 - 90	04/07→07/18	➔	- ABS		03.0137-0231.2 650231	Ø 200 x 41
1.6 LPG	71	03/09→09/16					
LADA - SAMARA (2108, 2109, 2113, 2114) 09/84→12/13							
 Radbremszylinder							
1.5 1500	56 52	04/96→12/13 02/95→12/06	➔	→ 12/99	2	24.3220-1103.3 020214	GG
1.5 1.6 1100 1300	59 60 43 45 - 50	08/03→12/06 02/09→12/13 02/96→08/99 09/91→12/99	➔		2	24.3220-1103.3 020214	GG
Zubehörsatz, Bremsbacken							
1.5 1500	56 52	04/96→12/13 02/95→12/06	➔	→ 12/99; - ABS		03.0137-9118.2 669118	
1100 1300	43 45 - 50	02/96→08/99 09/91→12/99	➔	- ABS		03.0137-9118.2 669118	
 Bremstrommel							
1.5 1500	56 52	04/96→12/13 02/95→12/06	➔	→ 12/99		24.0220-0020.1 480059	Ø 256 x 50 / 201,5
1.5 1.6 1100 1300	59 60 43 45 - 50	08/03→12/06 02/09→12/13 02/96→08/99 09/91→12/99	➔			24.0220-0020.1 480059	Ø 256 x 50 / 201,5
 Bremsbackensatz							
1.5 1500	56 52	04/96→12/13 02/95→12/06	➔	→ 12/99; - ABS		03.0137-0231.2 650231	Ø 200 x 41
1.5 1.6	59 60	08/03→12/06 02/09→12/13	➔			03.0137-0231.2 650231	Ø 200 x 41
1100 1300	43 45 - 50	02/96→08/99 09/91→12/99	➔	- ABS		03.0137-0231.2 650231	Ø 200 x 41
→							











	kW			 	! #		
LADA - SAMARA (2108, 2109, 2113, 2114) 09/84→12/13							
 Seilzug, Feststellbremse							
1.5 1500	56 52	04/96→12/13 02/95→12/06		→ 12/99; Trommelbremse; ↓	2	24.3727-2403.2 582403	L= 1.617
1.5 1.6 1100 1300	59 60 43 45 - 50	08/03→12/06 02/09→12/13 02/96→08/99 09/91→12/99		Trommelbremse; ↓	2	24.3727-2403.2 582403	L= 1.617
LADA - SAMARA Schrägheck (2113, 2114) 03/97→12/13							
 Radbremszylinder							
1.5	53	08/03→12/13	➔		2	24.3220-1103.3 020214	GG
 Bremstrommel							
1.5	53	08/03→12/13	➔			24.0220-0020.1 480059	Ø 256 x 50 / 201,5
 Bremsbackensatz							
1.5	53	08/03→12/13	➔			03.0137-0231.2 650231	Ø 200 x 41
 Seilzug, Feststellbremse							
1.5	53	08/03→12/13		Trommelbremse; ↓	2	24.3727-2403.2 582403	L= 1.617
LADA - SAMARA Stufenheck (21099, 2115) 09/87→12/12							
 Radbremszylinder							
1100 1300 1500	39 45 - 48 52	07/91→08/99 05/89→08/99	➔	→ 12/95	2	24.3220-1103.3 020214	GG
Zubehörsatz, Bremsbacken							
1100 1300 1500	39 45 - 48 52	07/91→08/99 05/89→08/99	➔	→ 12/95; - ABS		03.0137-9118.2 669118	
 Bremstrommel							
1100 1300 1500	39 45 - 48 52	07/91→08/99 05/89→08/99	➔	→ 12/95		24.0220-0020.1 480059	Ø 256 x 50 / 201,5
 Bremsbackensatz							
1100 1300 1500	39 45 - 48 52	07/91→08/99 05/89→08/99	➔	→ 12/95; - ABS		03.0137-0231.2 650231	Ø 200 x 41
 Seilzug, Feststellbremse							
1100 1300 1500	39 45 - 48 52	07/91→08/99 05/89→08/99		→ 12/95; Trommelbremse; ↓	2	24.3727-2403.2 582403	L= 1.617
LADA - TAIGA Geländewagen geschlossen (2121, 2131) 12/76→							
 Radbremszylinder							
1.7 LPG 1700 i 1700 i 4x4 1900 Diesel 1900 Diesel	57 59 60 - 61 55 48	09/02→12/15 06/96→12/06 10/00→ 01/99→12/06 01/93→08/99	➔		2	24.3220-1103.3 020214 24.3220-1102.3 020213 24.3220-1102.3 020213	GG GG GG
Zubehörsatz, Bremsbacken							
1.7 LPG 1700 i 1700 i 4x4 1900 Diesel 1900 Diesel	57 59 60 - 61 55 48	09/02→12/15 06/96→12/06 10/00→ 01/99→12/06 01/93→08/99	➔			03.0137-9117.2 669117 03.0137-9117.2 669117	
 Bremstrommel							
1.7 LPG →	57	09/02→12/15	➔			24.0225-0004.1 480058	Ø 309 x 57,5 / 251,5













	kW					! #		
LADA - TAIGA Geländewagen geschlossen (2121, 2131) 12/76→								
 Bremstrommel								
1700 i 1700 i 4x4	59 60 - 61	06/96→12/06 10/00→	➔				24.0225-0004.1 480058	Ø 309 x 57,5 / 251,5
1900 Diesel 1900 Diesel	55 48	01/99→12/06 01/93→08/99	➔	03/93→			24.0225-0004.1 480058	Ø 309 x 57,5 / 251,5
 Bremsbackensatz								
1.7 LPG 1700 i 1700 i 4x4	57 59 60 - 61	09/02→12/15 06/96→12/06 10/00→	➔				03.0137-0232.2 650232	Ø 250 x 51
1900 Diesel 1900 Diesel	55 48	01/99→12/06 01/93→08/99	➔	03/93→			03.0137-0232.2 650232	Ø 250 x 51
LADA - TOSCANA (2107) 05/82→05/12								
 Radbremszylinder								
1300	48	12/85→05/12	➔	→ 12/96		2	24.3220-1103.3 020214	GG
Zubehörsatz, Bremsbacken								
1300	48	12/85→05/12	➔	→ 12/96			03.0137-9117.2 669117	
 Bremsbackensatz								
1300	48	12/85→05/12	➔	→ 12/96			03.0137-0232.2 650232	Ø 250 x 51
 Seilzug, Feststellbremse								
1300	48	12/85→05/12		→ 12/96; Trommelbremse; <input checked="" type="checkbox"/>		1	24.3727-2402.2 582402	L= 2.503
LADA - VESTA (GFL_) 11/15→								
 Radbremszylinder								
1.6 1.6 CNG 1.8 1.8 Sport	75 - 83 78 90 107	11/15→ 08/17→ 06/16→ 02/19→	➔			2	24.3219-1762.3 020550	ALU
LADA - VESTA SW Kombi (GFK_) 11/15→								
 Radbremszylinder								
1.6 1.8 Cross 1.6	75 - 83 90 75	11/15→ 07/16→ 11/18→	➔			2	24.3219-1762.3 020550	ALU
LANCIA - DEDRA (835_) 01/89→07/99								
 Radbremszylinder								
1.6 16V 1.6 LE Cat	76 66	01/96→07/99 07/94→07/99	➔			2	24.3222-1701.3 020376	GG
1.6 i.e.	55	04/93→07/99	➔	→ 10/93; - ABS		2	24.3222-1701.3 020376	GG
			➔	11/93→		2	24.3222-1701.3 020376	GG
Zubehörsatz, Bremsbacken								
1.6 16V 1.6 LE Cat	76 66	01/96→07/99 07/94→07/99	➔				03.0137-9088.2 669088	BDX
1.6 i.e.	55	04/93→07/99	➔	→ 10/93; - ABS			03.0137-9088.2 669088	BDX
			➔	11/93→			03.0137-9088.2 669088	BDX
 Bremstrommel								
1.6 16V 1.6 LE Cat	76 66	01/96→07/99 07/94→07/99	➔				24.0218-0011.1 480006	Ø 214 x 40 / 181,4
1.6 i.e.	55	04/93→07/99	➔	→ 10/93; - ABS			24.0218-0011.1 480006	Ø 214 x 40 / 181,4
			➔	11/93→			24.0218-0011.1 480006	Ø 214 x 40 / 181,4
 Bremsbackensatz								
1.6 16V 1.6 LE Cat	76 66	01/96→07/99 07/94→07/99	➔				03.0137-0207.2 650207	BDX Ø 180 x 32 + HEB
							03.0420-4322.3 684322	BDX Ø 180 x 32 + RZ / + Zub Kit
1.6 i.e.	55	04/93→07/99	➔	→ 10/93; - ABS			03.0137-0207.2 650207	BDX Ø 180 x 32 + HEB
							03.0420-4322.3 684322	BDX Ø 180 x 32 + RZ / + Zub Kit
			➔	11/93→			03.0137-0207.2 650207	BDX Ø 180 x 32 + HEB
















	kw					! #		
LANCIA - DEDRA (835_) 01/89→07/99								
 Bremsbackensatz								
1.6 i.e.	55	04/93→07/99	➔	11/93→			03.0420-4322.3 684322	BDX Ø 180 x 32 + RZ / + Zub Kit
 Seilzug, Feststellbremse								
1.6 16V 1.6 LE Cat	76	01/96→07/99		für Fahrzeuge mit Klimaanlage; Scheibenbremse; <input type="checkbox"/>			24.3727-0006.2 580006	L= 1.460
	66	07/94→07/99		für Fahrzeuge ohne Klimaanlage; Trommelbremse; <input type="checkbox"/>			24.3727-0510.2 580510	L= 1.375
				für Fahrzeuge ohne Klimaanlage; Trommelbremse; <input type="checkbox"/>			24.3727-0511.2 580511	L= 1.415
				für Fahrzeuge mit Klimaanlage; Scheibenbremse; <input type="checkbox"/>			24.3727-0521.2 580521	L= 1.517
1.6 i.e.	55	04/93→07/99		→ 10/93; + ABS; Scheibenbremse; <input type="checkbox"/>			24.3727-0006.2 580006	L= 1.460
				11/93→; für Fahrzeuge mit Klimaanlage; Scheibenbremse; <input type="checkbox"/>			24.3727-0006.2 580006	L= 1.460
				→ 10/93; - ABS; Trommelbremse; <input type="checkbox"/>			24.3727-0510.2 580510	L= 1.375
				11/93→; für Fahrzeuge ohne Klimaanlage; Trommelbremse; <input type="checkbox"/>			24.3727-0510.2 580510	L= 1.375
				11/93→; für Fahrzeuge ohne Klimaanlage; Trommelbremse; <input type="checkbox"/>			24.3727-0511.2 580511	L= 1.415
				→ 10/93; - ABS; Trommelbremse; <input type="checkbox"/>			24.3727-0511.2 580511	L= 1.415
				→ 10/93; + ABS; Scheibenbremse; <input type="checkbox"/>			24.3727-0521.2 580521	L= 1.517
				11/93→; für Fahrzeuge mit Klimaanlage; Scheibenbremse; <input type="checkbox"/>			24.3727-0521.2 580521	L= 1.517
1.8 16V LE	83	03/96→07/99		Scheibenbremse; <input type="checkbox"/>			24.3727-0006.2 580006	L= 1.460
1.8 i.e.	74	07/94→07/99		Scheibenbremse; <input type="checkbox"/>			24.3727-0521.2 580521	L= 1.517
2.0 16V	102	07/94→07/99		Scheibenbremse; <input type="checkbox"/>			24.3727-0521.2 580521	L= 1.517
1.8 i.e.	66	08/93→07/99		11/93→; Scheibenbremse; <input type="checkbox"/>			24.3727-0006.2 580006	L= 1.460
				→ 10/93; Scheibenbremse; <input type="checkbox"/>			24.3727-0006.2 580006	L= 1.460
				11/93→; Scheibenbremse; <input type="checkbox"/>			24.3727-0521.2 580521	L= 1.517
				→ 10/93; Scheibenbremse; <input type="checkbox"/>			24.3727-0521.2 580521	L= 1.517
1.8 i.e. 1.9 TDS 2.0 i.e.	77 66 83	09/89→07/99 04/89→07/99 09/89→07/99		11/93→; Scheibenbremse; <input type="checkbox"/>			24.3727-0006.2 580006	L= 1.460
				01/90→ 10/93; Scheibenbremse; <input type="checkbox"/>			24.3727-0006.2 580006	L= 1.460
				11/93→; Scheibenbremse; <input type="checkbox"/>			24.3727-0521.2 580521	L= 1.517
			01/90→ 10/93; Scheibenbremse; <input type="checkbox"/>			24.3727-0521.2 580521	L= 1.517	
2.0 i.e. Turbo	119	04/91→07/99		11/93→; Scheibenbremse; <input type="checkbox"/>			24.3727-0006.2 580006	L= 1.460
				05/91→ 10/93; Scheibenbremse; <input type="checkbox"/>			24.3727-0006.2 580006	L= 1.460
				11/93→; Scheibenbremse; <input type="checkbox"/>			24.3727-0521.2 580521	L= 1.517
				05/91→ 10/93; Scheibenbremse; <input type="checkbox"/>			24.3727-0521.2 580521	L= 1.517
LANCIA - DEDRA SW (835_) 07/94→07/99								
 Radbremszylinder								
1.6 1.6 16V	66 76	10/94→07/99 01/96→07/99	➔			2	24.3222-1701.3 020376	GG
Zubehörsatz, Bremsbacken								
1.6 1.6 16V	66 76	10/94→07/99 01/96→07/99	➔				03.0137-9088.2 669088	BDX
 Bremstrommel								
1.6 1.6 16V	66 76	10/94→07/99 01/96→07/99	➔				24.0218-0011.1 480006	Ø 214 x 40 / 181,4
 Bremsbackensatz								
1.6 1.6 16V	66 76	10/94→07/99 01/96→07/99	➔				03.0137-0207.2 650207 03.0420-4322.3 684322	BDX Ø 180 x 32 + HEB BDX Ø 180 x 32 + RZ / + Zub Kit
 Seilzug, Feststellbremse								
1.6 1.6 16V	66 76	10/94→07/99 01/96→07/99		für Fahrzeuge mit Klimaanlage; Scheibenbremse; <input type="checkbox"/>			24.3727-0006.2 580006	L= 1.460
				für Fahrzeuge ohne Klimaanlage; Trommelbremse; <input type="checkbox"/>			24.3727-0510.2 580510	L= 1.375
				für Fahrzeuge ohne Klimaanlage; Trommelbremse; <input type="checkbox"/>			24.3727-0511.2 580511	L= 1.415
				für Fahrzeuge mit Klimaanlage; Scheibenbremse; <input type="checkbox"/>			24.3727-0521.2 580521	L= 1.517
1.8 16V LE 1.8 i.e. ➔	83 74	03/96→07/99 07/94→07/99		Scheibenbremse; <input type="checkbox"/>			24.3727-0006.2 580006	L= 1.460

















	kw					! #		
LANCIA - DEDRA SW (835_) 07/94→07/99								
 Seilzug, Feststellbremse								
1.9 TDS 2.0 16V 2.0 Integrale	66 102 102	07/94→07/99 07/94→07/99 07/94→07/99			Scheibenbremse; <input type="checkbox"/>		24.3727-0521.2 580521	L= 1.517
LANCIA - DELTA II (836_) 06/93→09/99								
 Radbremszylinder								
1.4 i.e. 1.6 i.e. 1.6 i.e. 16V	51 66 76	10/94→08/99 03/96→08/99 01/96→08/99	➔			2	24.3222-1701.3 020376	GG
1.6 i.e.	55	06/93→08/99	➔	11/93→		2	24.3222-1701.3 020376	GG
Zubehörsatz, Bremsbacken								
1.4 i.e. 1.6 i.e. 1.6 i.e. 16V	51 66 76	10/94→08/99 03/96→08/99 01/96→08/99	➔				03.0137-9088.2 669088	BDX
1.6 i.e.	55	06/93→08/99	➔	11/93→			03.0137-9088.2 669088	BDX
 Bremstrommel								
1.4 i.e. 1.6 i.e. 1.6 i.e. 16V	51 66 76	10/94→08/99 03/96→08/99 01/96→08/99	➔				24.0218-0011.1 480006	Ø 214 x 40 / 181,4
1.6 i.e.	55	06/93→08/99	➔	11/93→			24.0218-0011.1 480006	Ø 214 x 40 / 181,4
 Bremsbackensatz								
1.4 i.e. 1.6 i.e. 1.6 i.e. 16V	51 66 76	10/94→08/99 03/96→08/99 01/96→08/99	➔				03.0137-0207.2 650207 03.0420-4322.3 684322	BDX Ø 180 x 32 + HEB BDX Ø 180 x 32 + RZ / + Zub Kit
1.6 i.e.	55	06/93→08/99	➔	11/93→			03.0137-0207.2 650207 03.0420-4322.3 684322	BDX Ø 180 x 32 + HEB BDX Ø 180 x 32 + RZ / + Zub Kit
 Seilzug, Feststellbremse								
1.4 i.e. 1.6 i.e. 1.6 i.e. 16V	51 66 76	10/94→08/99 03/96→08/99 01/96→08/99			Trommelbremse; <input type="checkbox"/>		24.3727-0510.2 580510	L= 1.375
1.6 i.e.	55	06/93→08/99			Trommelbremse; <input type="checkbox"/>		24.3727-0511.2 580511	L= 1.415
					11/93→; Trommelbremse; <input type="checkbox"/>		24.3727-0510.2 580510	L= 1.375
					11/93→; Trommelbremse; <input type="checkbox"/>		24.3727-0511.2 580511	L= 1.415
1.8 i.e. 2.0 16V	76 102	06/93→08/99 06/93→08/99			11/93→; Scheibenbremse; <input type="checkbox"/>		24.3727-0006.2 580006	L= 1.460
2.0 16V Turbo	137	06/93→08/99			11/93→; Scheibenbremse; <input type="checkbox"/>		24.3727-0521.2 580521	L= 1.517
1.8 i.e. 1.8 i.e. 16V	66 83	07/94→08/99 03/96→08/99			Scheibenbremse; <input type="checkbox"/>		24.3727-0006.2 580006	L= 1.460
1.8 i.e. 16V GT 1.9 TD 2.0 16V Turbo	96 66 142	03/96→08/99 10/94→08/99 07/96→08/99			Scheibenbremse; <input type="checkbox"/>		24.3727-0521.2 580521	L= 1.517
LANCIA - DELTA III (844_) 08/08→08/14								
 Seilzug, Feststellbremse								
1.4 1.4 16V 1.4 Bifuel 1.6 D Multijet	88 - 110 103 88	09/08→08/14 07/10→08/14 07/11→08/14			Scheibenbremse; <input type="checkbox"/>		24.3727-3001.2 583001	L= 1.902
1.8 1.9 D Multijet 2.0 D Multijet	77 - 88 147 140 120 - 121	08/08→08/14 01/09→08/14 01/09→08/14 09/08→08/14			Scheibenbremse; <input type="checkbox"/>		24.3727-3002.2 583002	L= 1.760
LANCIA - FLAVIA Cabriolet (JS_) 03/12→12/14								
 Bremsbackensatz, Feststellbremse								
2.4	125 - 129	03/12→12/14	➔				03.0137-3023.2 653023	Ø 170 x 32 - HEB
Zubehörsatz, Feststellbremsbacken								
2.4	125 - 129	03/12→12/14					03.0137-9307.2 669307	
LANCIA - MUSA (350_) 10/04→09/12								
 Radbremszylinder								
1.3 D Multijet 1.4 →	51 70	10/04→09/12 10/04→09/12	➔	→ 06/05		2	24.3222-1724.3 020466	ALU














	kw			 	! #		
LANCIA - MUSA (350_) 10/04→09/12							
 Radbremszylinder							
1.3 D Multijet	66 - 70	09/06→09/12	➔		2	24.3220-1728.3 020509	ALU
1.9 D Multijet	74	10/04→09/12	➔	→ 06/05	2	24.3220-1107.3 020218	AP GG
			➔	07/05→	2	24.3220-1728.3 020509	ALU
Zubehörsatz, Bremsbacken							
1.3 D Multijet 1.4	51 - 70	10/04→09/12	➔	→ 06/05		03.0137-9309.2 669309	AP
		10/04→09/12	➔	07/05→		03.0137-9310.2 669310	AP
1.3 D Multijet	66 - 70	09/06→09/12	➔			03.0137-9309.2 669309	AP
1.9 D Multijet	74	10/04→09/12					
1.4	57 - 66	09/05→09/12	➔			03.0137-9310.2 669310	AP
1.4 LPG	57	11/10→09/12					
 Bremstrommel							
1.3 D Multijet 1.4	51 - 70	10/04→09/12	➔			24.0220-3007.1 480064	Ø 249,5 x 48,5 / 204,7
1.4 LPG	57	11/10→09/12					
1.3 D Multijet	66 - 70	09/06→09/12	➔			24.0222-8018.1 480078	Ø 268 x 48 / 230
1.9 D Multijet	74	10/04→09/12					
 Bremsbackensatz							
1.3 D Multijet 1.4	51 - 70	10/04→09/12	➔			03.0137-0479.2 650479	AP Ø 203 x 38 + HEB
1.4 LPG	57	11/10→09/12				03.0520-6922.3 696922	AP Ø 203 x 38 + RZ / + Zub TopKit
1.3 D Multijet	66 - 70	09/06→09/12	➔			03.0137-0457.2 650457	AP Ø 228 x 42 + HEB
						03.0520-9120.3 699120	AP Ø 228 x 42 + RZ / + Zub TopKit
1.9 D Multijet	74	10/04→09/12	➔			03.0137-0457.2 650457	AP Ø 228 x 42 + HEB
			➔	07/05→		03.0520-9120.3 699120	AP Ø 228 x 42 + RZ / + Zub TopKit
LANCIA - PHEDRA (179_) 09/02→11/10							
 Seilzug, Feststellbremse							
2.0	100	09/02→11/10		→ 09/10; Scheibenbremse; <input type="checkbox"/>		24.3727-0847.2 580847	L= 1.068
2.0 JTD	79 - 88	09/02→11/10		→ 09/10; Scheibenbremse; <input type="checkbox"/>		24.3727-0848.2 580848	L= 2.360
2.2 D Multijet	125	03/08→11/10					
2.2 JTD	94 - 120	09/02→11/10					
3.0 V6	150	09/02→11/10					
2.0 D Multijet	100	07/06→11/10		→ 09/10; Scheibenbremse; <input checked="" type="checkbox"/>	2	24.3727-0569.2 580569	L= 1.255
LANCIA - THEMA (LX_) 09/11→10/14							
 Bremsbackensatz, Feststellbremse							
3.0 D	140 - 176	09/11→10/14	➔			03.0137-4014.2 654014	Ø 183 x 31 + Zub
3.6	210	09/11→10/14					
3.6 4WD	210	09/11→10/14					
LANCIA - Y (840_) 11/95→09/03							
 Radbremszylinder							
1.1	40	11/95→09/03	➔	05/97→ 12/98	2	24.3220-1107.3 020218	AP GG
						24.3220-1108.3 020219	BDX GG
1.2	44	03/96→09/03	➔	→ 07/03	2	24.3220-1107.3 020218	AP GG
1.2 16V	59	10/00→09/03				24.3220-1108.3 020219	BDX GG
1.2 16V	63	04/97→09/03	➔	05/97→ 09/00	2	24.3220-1107.3 020218	AP GG
						24.3220-1108.3 020219	BDX GG
1.4 12V	55 - 59	03/96→09/03	➔	→ 12/98	2	24.3220-1107.3 020218	AP GG
						24.3220-1108.3 020219	BDX GG
Zubehörsatz, Bremsbacken							
1.1	40	11/95→09/03	➔	05/97→ 12/98		03.0137-9088.2 669088	BDX
						03.0137-9179.2 669179	AP
1.2	44	03/96→09/03	➔	→ 07/03		03.0137-9088.2 669088	BDX
→							
















	kw			 	! #		
LANCIA - Y (840_) 11/95→09/03							
Zubehörsatz, Bremsbacken							
1.2 16V	59	10/00→09/03	➡	→ 07/03		03.0137-9179.2 669179	AP
1.2 16V	63	04/97→09/03	➡	05/97→ 09/00		03.0137-9088.2 669088 03.0137-9179.2 669179	BDX AP
1.4 12V	55 - 59	03/96→09/03	➡	→ 12/98		03.0137-9088.2 669088 03.0137-9179.2 669179	BDX AP
 Bremstrommel							
1.1	40	11/95→09/03	➡	05/97→ 12/98		24.0218-0011.1 480006	Ø 214 x 40 / 181,4
1.2	44	03/96→09/03	➡	→ 07/03		24.0218-0011.1 480006	Ø 214 x 40 / 181,4
1.2 16V	59	10/00→09/03					
1.2 16V	63	04/97→09/03	➡	05/97→ 09/00		24.0218-0011.1 480006	Ø 214 x 40 / 181,4
1.4 12V	55 - 59	03/96→09/03	➡	→ 12/98		24.0218-0011.1 480006	Ø 214 x 40 / 181,4
 Bremsbackensatz							
1.1	40	11/95→09/03	➡	05/97→ 12/98		03.0137-0207.2 650207 03.0137-0274.2 650274 03.0420-5220.3 685220 03.0520-5120.3 695120 03.0520-5220.3 695220 03.0525-0005.3 EQ0005 03.0525-0014.3 EQ0014	BDX Ø 180 x 32 + HEB AP Ø 180 x 32 + HEB AP Ø 180 x 32 + RZ / + Zub Kit BDX Ø 180 x 32 + RZ / + Zub TopKit AP Ø 180 x 32 + RZ / + Zub TopKit BDX Ø 180 x 32 - RZ / + Zub Easy Quick AP Ø 180 x 32 - RZ / + Zub Easy Quick
1.2	44	03/96→09/03	➡	→ 07/03		03.0137-0207.2 650207 03.0137-0274.2 650274 03.0420-5220.3 685220 03.0520-5120.3 695120 03.0520-5220.3 695220 03.0525-0005.3 EQ0005 03.0525-0014.3 EQ0014	BDX Ø 180 x 32 + HEB AP Ø 180 x 32 + HEB AP Ø 180 x 32 + RZ / + Zub Kit BDX Ø 180 x 32 + RZ / + Zub TopKit AP Ø 180 x 32 + RZ / + Zub TopKit BDX Ø 180 x 32 - RZ / + Zub Easy Quick AP Ø 180 x 32 - RZ / + Zub Easy Quick
1.2 16V	59	10/00→09/03					
1.2 16V	63	04/97→09/03	➡	05/97→ 09/00		03.0137-0207.2 650207 03.0137-0274.2 650274 03.0420-5220.3 685220 03.0520-5120.3 695120 03.0520-5220.3 695220 03.0525-0005.3 EQ0005 03.0525-0014.3 EQ0014	BDX Ø 180 x 32 + HEB AP Ø 180 x 32 + HEB AP Ø 180 x 32 + RZ / + Zub Kit BDX Ø 180 x 32 + RZ / + Zub TopKit AP Ø 180 x 32 + RZ / + Zub TopKit BDX Ø 180 x 32 - RZ / + Zub Easy Quick AP Ø 180 x 32 - RZ / + Zub Easy Quick
1.4 12V	55 - 59	03/96→09/03	➡	→ 12/98		03.0137-0207.2 650207 03.0137-0274.2 650274 03.0420-5220.3 685220 03.0520-5120.3 695120 03.0520-5220.3 695220 03.0525-0005.3 EQ0005 03.0525-0014.3 EQ0014	BDX Ø 180 x 32 + HEB AP Ø 180 x 32 + HEB AP Ø 180 x 32 + RZ / + Zub Kit BDX Ø 180 x 32 + RZ / + Zub TopKit AP Ø 180 x 32 + RZ / + Zub TopKit BDX Ø 180 x 32 - RZ / + Zub Easy Quick AP Ø 180 x 32 - RZ / + Zub Easy Quick
 Seilzug, Feststellbremse							
1.1	40	11/95→09/03		05/97→ 12/98; <input type="checkbox"/>		24.3727-0533.2 580533	L= 1.414
				05/97→ 12/98; Trommelbremse; <input type="checkbox"/>		24.3727-0534.2 580534	L= 1.392
1.2	44	03/96→09/03		→ 07/03; <input type="checkbox"/>		24.3727-0533.2 580533	L= 1.414
1.2 16V	59	10/00→09/03		→ 07/03; Trommelbremse; <input type="checkbox"/>		24.3727-0534.2 580534	L= 1.392
1.2 16V	63	04/97→09/03		05/97→ 09/00; <input type="checkbox"/>		24.3727-0533.2 580533	L= 1.414
				05/97→ 09/00; Trommelbremse; <input type="checkbox"/>		24.3727-0534.2 580534	L= 1.392
→							














	kW			 	! #		
LANCIA - Y (840_) 11/95→09/03							
 Seilzug, Feststellbremse							
1.4 12V	55 - 59	03/96→09/03		→ 12/98; <input type="checkbox"/>		24.3727-0533.2 580533	L= 1.414
				→ 12/98; Trommelbremse; <input type="checkbox"/>		24.3727-0534.2 580534	L= 1.392
LANCIA - YPSILON (312_) 05/11→							
 Radbremszylinder							
0.9 CNG	59 - 63	05/11→	➔		2	24.3220-1728.3 020509	ALU
0.9 TwinAir	59 - 63	05/11→					
1.0 Mild Hybrid	51	03/20→					
1.2	51	05/11→					
1.2 Bi-fuel	49	05/11→					
1.3 D Multijet	70	05/11→					
1.2 Bi-fuel	51	05/11→	➔	04/15→	2	24.3220-1728.3 020509	ALU
Zubehörsatz, Bremsbacken							
0.9 CNG	59 - 63	05/11→	➔			03.0137-9310.2 669310	AP
0.9 TwinAir	59 - 63	05/11→					
1.2	51	05/11→					
1.2 Bi-fuel	49	05/11→					
1.3 D Multijet	70	05/11→					
1.0 Mild Hybrid	51	03/20→	➔			03.0137-9296.2 669296	
						03.0137-9309.2 669309	AP
						03.0137-9310.2 669310	AP
1.2 Bi-fuel	51	05/11→	➔	04/15→		03.0137-9310.2 669310	AP
 Bremsbackensatz							
0.9 CNG	59 - 63	05/11→	➔			03.0137-0479.2 650479	AP Ø 203 x 38 + HEB
0.9 TwinAir	59 - 63	05/11→				03.0521-0620.3 690111	Ø 203 x 39 + RZ / + Zub TopKit
1.0 Mild Hybrid	51	03/20→					
1.2	51	05/11→					
1.2 Bi-fuel	49	05/11→					
1.3 D Multijet	70	05/11→					
1.2 Bi-fuel	51	05/11→	➔	04/15→		03.0137-0479.2 650479	AP Ø 203 x 38 + HEB
						03.0521-0620.3 690111	Ø 203 x 39 + RZ / + Zub TopKit
LANCIA - YPSILON (843_) 10/03→12/11							
 Radbremszylinder							
1.2	44	10/03→12/11	➔	→ 06/11	2	24.3219-1756.3 020511	BOS ALU
1.4	57	02/06→12/11					
1.4 LPG	57	11/10→12/11					
1.2	51 - 59	10/03→12/11	➔	→ 06/11	2	24.3220-1727.3 020480	ALU
1.3 JTD	51	10/03→12/11					
1.4 16V	70	10/03→12/11					
1.3 D Multijet	55 - 66	09/06→12/11	➔	10/06→ 06/11	2	24.3220-1727.3 020480	ALU
1.3 D Multijet	77	05/07→12/11	➔	07/07→ 06/11	2	24.3220-1727.3 020480	ALU
Zubehörsatz, Bremsbacken							
1.2	44 - 59	10/03→12/11	➔	→ 06/11		03.0137-9274.2 669274	BOS
1.3 JTD	51	10/03→12/11					
1.4	57	02/06→12/11					
1.4 16V	70	10/03→12/11					
1.4 LPG	57	11/10→12/11					
1.3 D Multijet	55 - 66	09/06→12/11	➔	10/06→ 06/11		03.0137-9274.2 669274	BOS
1.3 D Multijet	77	05/07→12/11	➔	07/07→ 06/11		03.0137-9274.2 669274	BOS
 Bremstrommel							
1.2	44 - 59	10/03→12/11	➔	→ 06/11		24.0220-3007.1 480064	Ø 249,5 x 48,5 / 204,7
1.3 JTD	51	10/03→12/11					
1.4	57	02/06→12/11					
1.4 16V	70	10/03→12/11					
1.4 LPG	57	11/10→12/11					
1.3 D Multijet	55 - 66	09/06→12/11	➔	10/06→ 06/11		24.0220-3007.1 480064	Ø 249,5 x 48,5 / 204,7
→							

















	kW					! #		
LANCIA - YPSILON (843_) 10/03→12/11								
 Bremstrommel								
1.3 D Multijet	77	05/07→12/11	➔	07/07→06/11		24.0220-3007.1	480064	Ø 249,5 x 48,5 / 204,7
 Bremsbackensatz								
1.2	44	10/03→12/11	➔	→06/11		03.0137-0439.2	650439	Ø 203 x 39 + HEB
1.4	57	02/06→12/11				03.0520-7019.3	697019	Ø 203 x 39 + RZ / + Zub TopKit
1.4 LPG	57	11/10→12/11						
1.2	51 - 59	10/03→12/11	➔	→06/11		03.0137-0439.2	650439	Ø 203 x 39 + HEB
1.3 JTD	51	10/03→12/11				03.0520-9320.3	699320	Ø 203 x 39 + RZ / + Zub TopKit
1.4 16V	70	10/03→12/11						
1.3 D Multijet	55 - 66	09/06→12/11	➔	10/06→06/11		03.0137-0439.2	650439	Ø 203 x 39 + HEB
						03.0520-9320.3	699320	Ø 203 x 39 + RZ / + Zub TopKit
1.3 D Multijet	77	05/07→12/11	➔	07/07→06/11		03.0137-0439.2	650439	Ø 203 x 39 + HEB
						03.0520-9320.3	699320	Ø 203 x 39 + RZ / + Zub TopKit
 Seilzug, Feststellbremse								
1.2	44 - 59	10/03→12/11		→06/11; Trommelbremse; ⚠	2	24.3727-3000.2	583000	L= 1.430
1.3 JTD	51	10/03→12/11						
1.4	57	02/06→12/11						
1.4 16V	70	10/03→12/11						
1.4 LPG	57	11/10→12/11						
1.3 D Multijet	55 - 66	09/06→12/11		10/06→06/11; Trommelbremse; ⚠	2	24.3727-3000.2	583000	L= 1.430
1.3 D Multijet	77	05/07→12/11		07/07→06/11; Trommelbremse; ⚠	2	24.3727-3000.2	583000	L= 1.430
LANCIA - ZETA (22_) 05/95→10/03								
 Radbremszylinder								
2.0 16V	97 - 100	05/98→09/02	➔	- ABS	2	24.3219-1704.3	020374	GG
2.0 JTD	80	09/99→09/02						
2.0 JTD 16V	81	04/01→10/03						
Zubehörsatz, Bremsbacken								
2.0 16V	97 - 100	05/98→09/02	➔	- ABS		03.0137-9208.2	669208	
2.0 JTD	80	09/99→09/02						
2.0 JTD 16V	81	04/01→10/03						
 Bremstrommel								
2.0 16V	97 - 100	05/98→09/02	➔	- ABS		24.0225-5003.1	480066	Ø 298 x 67 / 256
2.0 JTD	80	09/99→09/02						
2.0 JTD 16V	81	04/01→10/03						
 Bremsbackensatz								
2.0 16V	97 - 100	05/98→09/02	➔	- ABS		03.0137-0314.2	650314	Ø 255 x 61
2.0 JTD	80	09/99→09/02				03.0520-2619.3	692619	BDX Ø 255 x 61 + RZ / + Zub TopKit
2.0 JTD 16V	81	04/01→10/03				03.0525-0029.3	EQ0029	BDX Ø 255 x 61 - RZ / + Zub Easy Quick
 Bremsbackensatz, Feststellbremse								
2.0 16V	97 - 100	05/98→09/02	➔			03.0137-4018.2	654018	Ø 180 x 30 + Zub
2.0 JTD	80	09/99→09/02						
2.0 JTD 16V	81	04/01→10/03						
2.0 Turbo	108	05/95→09/02						
2.1 TD	80	05/96→09/99	➔	06/96→		03.0137-4018.2	654018	Ø 180 x 30 + Zub
Zubehörsatz, Feststellbremsbacken								
2.0 16V	97 - 100	05/98→09/02				03.0137-9249.2	669249	
2.0 JTD	80	09/99→09/02				03.0137-9700.2	669700	
2.0 JTD 16V	81	04/01→10/03						
2.0 Turbo	108	05/95→09/02						
2.1 TD	80	05/96→09/99		06/96→		03.0137-9249.2	669249	
						03.0137-9700.2	669700	
 Seilzug, Feststellbremse								
2.0 16V	97 - 100	05/98→09/02		Scheiben/Trommel; ⚠	1	24.3727-0336.2	580336	L= 500
2.0 JTD	80	09/99→09/02		Scheiben/Trommel; ⚠		24.3727-0529.2	580529	L= 2.205
➔								















	kw					! #		
LANCIA - ZETA (22_) 05/95→10/03								
 Seilzug, Feststellbremse								
2.0 JTD 16V	81	04/01→10/03			Scheiben/Trommel; <input type="checkbox"/>		24.3727-0530.2 580530	L= 1.255
2.0 Turbo	108	05/95→09/02						
2.1 TD	80	05/96→09/99			06/96→; Scheiben/Trommel; <input checked="" type="checkbox"/>	1	24.3727-0336.2 580336	L= 500
					06/96→; Scheiben/Trommel; <input type="checkbox"/>		24.3727-0529.2 580529	L= 2.205
					06/96→; Scheiben/Trommel; <input checked="" type="checkbox"/>		24.3727-0530.2 580530	L= 1.255
LAND ROVER - DEFENDER Cabrio (L316) 08/90→02/16								
 Bremsbackensatz, Feststellbremse								
2.2 Td4 4x4	90	08/11→02/16	➔				03.0137-3044.2 653044	Ø 254 x 70 - HEB
2.4 Td4 4x4	90	05/07→02/16						
LAND ROVER - DEFENDER Pick Up (L316) 10/95→05/16								
 Bremsbackensatz, Feststellbremse								
2.2 Td4 4x4	90	08/11→02/16	➔				03.0137-3044.2 653044	Ø 254 x 70 - HEB
2.4 Td4 4x4	90	05/07→02/16						
LAND ROVER - DEFENDER Pritsche/Fahrgestell (L316) 09/90→02/16								
 Bremsbackensatz, Feststellbremse								
2.2 Td4 4x4	90	08/11→02/16	➔				03.0137-3044.2 653044	Ø 254 x 70 - HEB
2.4 TD4 4x4	90	05/07→02/16						
LAND ROVER - DEFENDER Station Wagon (L316) 05/90→02/16								
 Bremsbackensatz, Feststellbremse								
2.2 Td4 4x4	90 - 110	08/11→02/16	➔				03.0137-3044.2 653044	Ø 254 x 70 - HEB
2.4 Td4 4x4	90 - 103	10/06→02/16						
LAND ROVER - DISCOVERY I (LJ) 06/89→12/98								
 Bremsbackensatz, Feststellbremse								
2.0 16 V 4x4	99	06/89→10/98	➔	01/94→			03.0137-3044.2 653044	Ø 254 x 70 - HEB
			➔	09/93→			03.0137-3044.2 653044	Ø 254 x 70 - HEB
2.5 TDI 4x4	83	10/89→10/98	➔				03.0137-3044.2 653044	Ø 254 x 70 - HEB
2.5 TDI 4x4	90	06/93→10/98	➔	07/94→			03.0137-3044.2 653044	Ø 254 x 70 - HEB
4.0 4x4	134	09/93→10/98	➔				03.0137-3044.2 653044	Ø 254 x 70 - HEB
			➔	07/94→			03.0137-3044.2 653044	Ø 254 x 70 - HEB
LAND ROVER - DISCOVERY II (L318) 10/98→08/04								
 Bremsbackensatz, Feststellbremse								
2.5 Td5 4x4	100 - 102	11/98→06/04	➔	01/99→			03.0137-3044.2 653044	Ø 254 x 70 - HEB
4.0 V8 4x4	136	11/98→06/04	➔				03.0137-3044.2 653044	Ø 254 x 70 - HEB
LAND ROVER - DISCOVERY III (L319) 07/04→09/09								
 Bremsbackensatz, Feststellbremse								
2.7 TD 4x4	140	07/04→09/09	➔				03.0137-3040.2 653040	Ø 200 x 30 + HEB
4.0 4x4	160	02/05→09/09						
4.0 V6 4x4	160	10/04→09/09						
4.4 4x4	220	07/04→09/09						
Zubehörsatz, Feststellbremsbacken								
2.7 TD 4x4	140	07/04→09/09	➔				03.0137-9337.2 669337	
4.0 4x4	160	02/05→09/09						
4.0 V6 4x4	160	10/04→09/09						
4.4 4x4	220	07/04→09/09						
LAND ROVER - DISCOVERY III VAN (L319) 01/07→07/09								
 Bremsbackensatz, Feststellbremse								
2.7 TD 4x4	140	01/07→07/09	➔				03.0137-3040.2 653040	Ø 200 x 30 + HEB
Zubehörsatz, Feststellbremsbacken								
2.7 TD 4x4	140	01/07→07/09	➔				03.0137-9337.2 669337	























	kw					! #		
LAND ROVER - DISCOVERY IV (L319) 09/09→12/18								
 Bremsbackensatz, Feststellbremse								
2.7 TD 4x4 3.0 4x4 3.0 SDV6 4x4 3.0 TD 4x4 4.0 4x4 5.0 V8 4x4	140 250 188 155 - 200 160 276	09/09→12/18 08/13→12/18 11/09→12/18 09/09→12/18 09/09→12/18 09/09→12/18	➔				03.0137-3040.2 653040	Ø 200 x 30 + HEB
Zubehörsatz, Feststellbremsbacken								
2.7 TD 4x4 3.0 4x4 3.0 SDV6 4x4 3.0 TD 4x4 4.0 4x4 5.0 V8 4x4	140 250 188 155 - 200 160 276	09/09→12/18 08/13→12/18 11/09→12/18 09/09→12/18 09/09→12/18 09/09→12/18	➔				03.0137-9337.2 669337	
LAND ROVER - DISCOVERY IV VAN (L319) 09/09→12/17								
 Bremsbackensatz, Feststellbremse								
3.0 TD 4x4	155 - 188	01/11→12/17	➔				03.0137-3040.2 653040	Ø 200 x 30 + HEB
Zubehörsatz, Feststellbremsbacken								
3.0 TD 4x4	155 - 188	01/11→12/17	➔				03.0137-9337.2 669337	
LAND ROVER - FREELANDER I (L314) 02/98→10/06								
 Radbremszylinder								
1.8 16V 4x4 2.0 Td4 4x4 2.5 V6 4x4 1.8 i 16V 4x4 2.0 DI 4x4 2.0 Td4 4x4	86 82 130 88 72 80	04/98→10/06 11/00→10/06 11/00→10/06 02/98→11/00 02/98→11/00 03/01→10/06	➔ ➔ ➔ ➔ ➔ ➔	1A000001→ → YA999999 → YA999999 1A000001→ 11/01→; → YA999999	2 2 2 2 2	24.3219-1746.3 020497 24.3220-1112.3 020223 24.3220-1112.3 020223 24.3219-1746.3 020497 24.3220-1112.3 020223	ALU GG GG ALU GG	
Zubehörsatz, Bremsbacken								
1.8 16V 4x4 2.0 Td4 4x4 2.5 V6 4x4 1.8 i 16V 4x4 2.0 DI 4x4 2.0 Td4 4x4	86 82 130 88 72 80	04/98→10/06 11/00→10/06 11/00→10/06 02/98→11/00 02/98→11/00 03/01→10/06	➔ ➔ ➔ ➔ ➔ ➔	1A000001→ → YA999999 → YA999999 1A000001→ 11/01→; → YA999999		03.0137-9282.2 669282 03.0137-9282.2 669282 03.0137-9282.2 669282 03.0137-9282.2 669282 03.0137-9282.2 669282		
 Bremstrommel								
1.8 16V 4x4 2.0 Td4 4x4 2.5 V6 4x4 1.8 i 16V 4x4 2.0 DI 4x4 2.0 Td4 4x4	86 82 130 88 72 80	04/98→10/06 11/00→10/06 11/00→10/06 02/98→11/00 02/98→11/00 03/01→10/06	➔ ➔ ➔ ➔ ➔ ➔	→ YA999999 1A000001→ 1A000001→ 11/01→; → YA999999 1A000001→		24.0225-4017.1 480182 24.0225-4020.1 480310 24.0225-4017.1 480182 24.0225-4017.1 480182 24.0225-4020.1 480310	Ø 290 x 47 / 255,5 Ø 303 x 57,3 / 255,5 Ø 290 x 47 / 255,5 Ø 290 x 47 / 255,5 Ø 303 x 57,3 / 255,5	
 Bremsbackensatz								
1.8 16V 4x4 2.0 Td4 4x4 2.5 V6 4x4 1.8 i 16V 4x4 2.0 DI 4x4 2.0 Td4 4x4	86 82 130 88 72 80	04/98→10/06 11/00→10/06 11/00→10/06 02/98→11/00 02/98→11/00 03/01→10/06	➔ ➔ ➔ ➔ ➔ ➔	→ YA999999 1A000001→ 1A000001→ 11/01→; → YA999999 1A000001→		03.0137-0440.2 650440 03.0137-0480.2 650480 03.0137-0440.2 650440 03.0137-0440.2 650440 03.0137-0480.2 650480	Ø 254 x 39 + HEB Ø 254 x 45 + HEB Ø 254 x 39 + HEB Ø 254 x 39 + HEB Ø 254 x 45 + HEB	
 Seilzug, Feststellbremse								
1.8 16V 4x4 2.0 Td4 4x4 2.5 V6 4x4 1.8 i 16V 4x4 2.0 DI 4x4 2.0 Td4 4x4	86 82 130 88 72 80	04/98→10/06 11/00→10/06 11/00→10/06 02/98→11/00 02/98→11/00 03/01→10/06		→ YA999999; Trommelbremse; <input type="checkbox"/> → YA999999; Trommelbremse; <input type="checkbox"/> Trommelbremse; <input type="checkbox"/> Trommelbremse; <input type="checkbox"/> 11/01→; → YA999999; Trommelbremse; <input type="checkbox"/>		24.3727-3300.2 583300 24.3727-3301.2 583301 24.3727-3300.2 583300 24.3727-3301.2 583301 24.3727-3300.2 583300	L= 1.568 L= 1.568 L= 1.568 L= 1.568 L= 1.568	
➔								















































	kw					! #		
LAND ROVER - FREELANDER I (L314) 02/98→10/06								
 Seilzug, Feststellbremse								
2.0 Td4 4x4	80	03/01→10/06		11/01→; → YA999999; Trommelbremse;			24.3727-3301.2 583301	L= 1.568
LAND ROVER - FREELANDER I Soft Top (L314) 02/98→10/06								
 Radbremszylinder								
1.8 4x4	86	10/00→10/06	➔	1A000001→	2	24.3219-1746.3 020497	ALU	
2.0 TD4 4x4	82	10/00→10/06	➔	11/00→; → YA999999	2	24.3220-1112.3 020223	GG	
1.8 i 16V 4x4	88	02/98→10/06	➔	→ 11/00	2	24.3220-1112.3 020223	GG	
2.0 DI 4x4	72	02/98→10/06						
Zubehörsatz, Bremsbacken								
1.8 4x4	86	10/00→10/06	➔	1A000001→		03.0137-9282.2 669282		
2.0 TD4 4x4	82	10/00→10/06	➔	11/00→; → YA999999		03.0137-9282.2 669282		
1.8 i 16V 4x4	88	02/98→10/06	➔	→ 11/00		03.0137-9282.2 669282		
2.0 DI 4x4	72	02/98→10/06						
 Bremstrommel								
1.8 4x4	86	10/00→10/06	➔	11/00→; → YA999999		24.0225-4017.1 480182	Ø 290 x 47 / 255,5	
2.0 TD4 4x4	82	10/00→10/06	➔	1A000001→		24.0225-4020.1 480310	Ø 303 x 57,3 / 255,5	
1.8 i 16V 4x4	88	02/98→10/06	➔	→ 11/00		24.0225-4017.1 480182	Ø 290 x 47 / 255,5	
2.0 DI 4x4	72	02/98→10/06						
 Bremsbackensatz								
1.8 4x4	86	10/00→10/06	➔	11/00→; → YA999999		03.0137-0440.2 650440	Ø 254 x 39 + HEB	
2.0 TD4 4x4	82	10/00→10/06	➔	1A000001→		03.0137-0480.2 650480	Ø 254 x 45 + HEB	
1.8 i 16V 4x4	88	02/98→10/06	➔	→ 11/00		03.0137-0440.2 650440	Ø 254 x 39 + HEB	
2.0 DI 4x4	72	02/98→10/06						
 Seilzug, Feststellbremse								
1.8 4x4	86	10/00→10/06		11/00→; → YA999999; Trommelbremse;		24.3727-3300.2 583300	L= 1.568	
2.0 TD4 4x4	82	10/00→10/06		11/00→; → YA999999; Trommelbremse;		24.3727-3301.2 583301	L= 1.568	
1.8 i 16V 4x4	88	02/98→10/06		→ 11/00; Trommelbremse; <input type="checkbox"/>		24.3727-3300.2 583300	L= 1.568	
2.0 DI 4x4	72	02/98→10/06		→ 11/00; Trommelbremse; <input type="checkbox"/>		24.3727-3301.2 583301	L= 1.568	
LAND ROVER - FREELANDER 2 (L359) 10/06→12/15								
 Bremsbackensatz, Feststellbremse								
2.0 Si4 4x4	177	10/11→10/14	➔			03.0137-3017.2 653017	Ø 185 x 30 - HEB	
2.2 eD4	110	08/10→10/14						
2.2 SD4 4x4	140	08/10→10/14						
2.2 TD4 4x4	110 - 118	10/06→10/14						
3.2 4x4	171	10/06→10/14						
Zubehörsatz, Feststellbremsbacken								
2.0 Si4 4x4	177	10/11→10/14	➔			03.0137-9350.2 669350		
2.2 eD4	110	08/10→10/14						
2.2 SD4 4x4	140	08/10→10/14						
2.2 TD4 4x4	110 - 118	10/06→10/14						
3.2 4x4	171	10/06→10/14						
 Seilzug, Feststellbremse								
2.0 Si4 4x4	177	10/11→10/14		→ 9H123593; Scheibenbremse; <input type="checkbox"/>		24.3727-3302.2 583302	L= 1.573	
				→ 9H123593; Scheibenbremse; <input type="checkbox"/>		24.3727-3303.2 583303	L= 1.578	
2.2 eD4	110	08/10→10/14		Scheibenbremse; <input type="checkbox"/>		24.3727-3302.2 583302	L= 1.573	
2.2 SD4 4x4	140	08/10→10/14		Scheibenbremse; <input type="checkbox"/>		24.3727-3303.2 583303	L= 1.578	
2.2 TD4 4x4	110 - 118	10/06→10/14						
3.2 4x4	171	10/06→10/14						
LAND ROVER - FREELANDER 2 VAN (L359) 10/06→10/14								
 Bremsbackensatz, Feststellbremse								
2.2 TD4 4x4	118	10/06→10/14	➔			03.0137-3017.2 653017	Ø 185 x 30 - HEB	
Zubehörsatz, Feststellbremsbacken								
2.2 TD4 4x4	118	10/06→10/14	➔			03.0137-9350.2 669350		








































	kW			 	! #		
LAND ROVER - FREELANDER 2 VAN (L359) 10/06→10/14							
 Seilzug, Feststellbremse							
2.2 TD4 4x4	118	10/06→10/14		Scheibenbremse; <input type="checkbox"/>		24.3727-3302.2 583302	L= 1.573
				Scheibenbremse; <input type="checkbox"/>		24.3727-3303.2 583303	L= 1.578
LAND ROVER - RANGE ROVER II (P38A) 07/94→03/02							
 Bremsbackensatz, Feststellbremse							
2.5 D 4x4	100	07/94→03/02	➔			03.0137-3044.2 653044	Ø 254 x 70 - HEB
3.9 4x4	140	07/94→03/02					
4.6 4x4	160 - 168	07/94→03/02					
4.0 4x4	136	01/95→03/02	➔	06/98→		03.0137-3044.2 653044	Ø 254 x 70 - HEB
LAND ROVER - RANGE ROVER III (L322) 03/02→12/12							
 Bremsbackensatz, Feststellbremse							
3.0 D 4x4	130	03/02→08/12	➔			03.0137-0451.2 650451	Ø 210 x 30
3.6 D 4x4	200	04/06→08/12					
4.2 4x4	291	05/05→08/12					
4.4 4x4	210 - 225	03/02→08/12					
4.4 D 4x4	230	07/10→08/12					
5.0 4x4	276 - 375	09/09→08/12					
Zubehörsatz, Feststellbremsbacken							
3.0 D 4x4	130	03/02→08/12	➔			03.0137-9288.2 669288	
3.6 D 4x4	200	04/06→08/12					
4.2 4x4	291	05/05→08/12					
4.4 4x4	210 - 225	03/02→08/12					
4.4 D 4x4	230	07/10→08/12					
5.0 4x4	276 - 375	09/09→08/12					
LAND ROVER - RANGE ROVER SPORT I (L320) 02/05→03/13							
 Bremsbackensatz, Feststellbremse							
2.7 D 4x4	140	02/05→03/13	➔			03.0137-3040.2 653040	Ø 200 x 30 + HEB
3.0 D 4x4	155 - 188	09/09→03/13					
3.6 D 4x4	200	04/06→03/13					
4.2 4x4	287 - 298	02/05→03/13					
4.4 4x4	220	02/05→03/13					
5.0 4x4	276 - 375	04/09→03/13					
Zubehörsatz, Feststellbremsbacken							
2.7 D 4x4	140	02/05→03/13	➔			03.0137-9337.2 669337	
3.0 D 4x4	155 - 188	09/09→03/13					
3.6 D 4x4	200	04/06→03/13					
4.2 4x4	287 - 298	02/05→03/13					
4.4 4x4	220	02/05→03/13					
5.0 4x4	276 - 375	04/09→03/13					
LEXUS - ES (_V4_) 03/06→12/12							
 Bremsbackensatz, Feststellbremse							
3.5	204	05/06→06/12	➔			03.0137-0402.2 650402	Ø 170 x 40
Zubehörsatz, Feststellbremsbacken							
3.5	204	05/06→06/12	➔			03.0137-9324.2 669324	
LEXUS - ES (_V6_) 06/12→06/18							
 Bremsbackensatz, Feststellbremse							
350	204	06/12→06/18	➔	→ 06/12		03.0137-0402.2 650402	Ø 170 x 40
Zubehörsatz, Feststellbremsbacken							
350	204	06/12→06/18	➔	→ 06/12		03.0137-9324.2 669324	










































	kw			 	! #		
LEXUS - ES (MCV_, VZV_) 08/96→06/08							
 Bremsbackensatz, Feststellbremse							
3.0	140	10/96→10/06	➔			03.0137-0402.2 650402	Ø 170 x 40
3.3	157 168	06/03→10/06					
LEXUS - GS (_S16_) 08/97→12/04							
 Bremsbackensatz, Feststellbremse							
300	161	08/97→12/04	➔			03.0137-0400.2 650400	Ø 190 x 45
400	163	12/97→11/00					
430	216 208	11/00→12/04					
Zubehörsatz, Feststellbremsbacken							
300	161	08/97→12/04	➔			03.0137-9272.2 669272	
400	163	12/97→11/00					
430	216 208	11/00→12/04					
LEXUS - GS (JZS147_) 01/93→08/97							
 Bremsbackensatz, Feststellbremse							
300	156	01/93→08/97	➔	03/93→		03.0137-0400.2 650400	Ø 190 x 45
Zubehörsatz, Feststellbremsbacken							
300	156	01/93→08/97		03/93→		03.0137-9272.2 669272	
LEXUS - GX (_J12_) 11/01→11/09							
 Bremsbackensatz, Feststellbremse							
470	175	11/01→11/09	➔			03.0137-3007.2 653007	Ø 209 x 45 - HEB
	199						
Zubehörsatz, Feststellbremsbacken							
470	175	11/01→11/09	➔			03.0137-9272.2 669272	
	199						
 Seilzug, Feststellbremse							
470	175	11/01→11/09		Scheibenbremse: <input type="checkbox"/>		24.3727-1970.2 581970	L= 1.880
	199						
LEXUS - GX (URJ15_, GRJ15_) 11/09→							
 Bremsbackensatz, Feststellbremse							
460 4WD	218	01/10→	➔			03.0137-3007.2 653007	Ø 209 x 45 - HEB
	225						
Zubehörsatz, Feststellbremsbacken							
460 4WD	218	01/10→	➔			03.0137-9272.2 669272	
	225						
LEXUS - HS (ANF10) 07/09→01/18							
 Bremsbackensatz, Feststellbremse							
250h	110	07/09→01/18	➔			03.0137-3012.2 653012	Ø 172 x 32 - HEB
Zubehörsatz, Feststellbremsbacken							
250h	110	07/09→01/18	➔			03.0137-9335.2 669335	
LEXUS - IS I (_E1_) 04/99→07/05							
 Bremsbackensatz, Feststellbremse							
200	114	04/99→07/05	➔			03.0137-0400.2 650400	Ø 190 x 45
300	157	09/01→07/05					
Zubehörsatz, Feststellbremsbacken							
200	114	04/99→07/05	➔			03.0137-9272.2 669272	
300	157	09/01→07/05					
LEXUS - IS SportCross (_E1_) 10/01→10/05							
 Bremsbackensatz, Feststellbremse							
200	114	10/02→10/05	➔	→ 09/05		03.0137-0400.2 650400	Ø 190 x 45
300	157	10/01→10/05					
Zubehörsatz, Feststellbremsbacken							
200	114	10/02→10/05	➔	→ 09/05		03.0137-9272.2 669272	
300	157	10/01→10/05					























	kW			 	! #		
LEXUS - LS (_F2_) 10/94→12/00							
 Bremsbackensatz, Feststellbremse							
400	194	12/94→08/97	➡			03.0137-0400.2 650400	Ø 190 x 45
400	203 - 216	10/97→12/00	➡	→ 07/00		03.0137-0400.2 650400	Ø 190 x 45
400	209	09/97→10/00	➡	→ 09/98		03.0137-0400.2 650400	Ø 190 x 45
LEXUS - LX (UZJ100) 09/97→03/08							
 Bremsbackensatz, Feststellbremse							
470	170 - 202	05/98→03/08	➡			03.0137-3008.2 653008	Ø 230 x 45 - HEB
LEXUS - RX (_U3_) 02/03→12/08							
 Bremsbackensatz, Feststellbremse							
300 350 AWD 400h 400h AWD	150 203 155 155 - 200	05/03→12/08 02/06→12/08 09/05→12/08 09/04→12/08	➡			03.0137-0400.2 650400	Ø 190 x 45
330 330 AWD	171 171	04/03→01/06 04/03→12/08	➡	05/03→		03.0137-0400.2 650400	Ø 190 x 45
350	203	01/06→12/08	➡	02/06→		03.0137-0400.2 650400	Ø 190 x 45
LEXUS - RX (MCU15) 01/98→05/03							
 Bremsbackensatz, Feststellbremse							
300	148 - 164	01/98→02/03	➡			03.0137-0402.2 650402	Ø 170 x 40
300 AWD	148	10/00→05/03					
300 AWD	164	01/98→02/03	➡	10/00→		03.0137-0402.2 650402	Ø 170 x 40
Zubehörsatz, Feststellbremsbacken							
300	148 - 164	01/98→02/03	➡			03.0137-9324.2 669324	
300 AWD	148	10/00→05/03					
300 AWD	164	01/98→02/03	➡	10/00→		03.0137-9324.2 669324	
LEXUS - SC Cabriolet (UZZ40_) 01/01→07/10							
 Bremsbackensatz, Feststellbremse							
430	210 - 244	05/01→07/10	➡			03.0137-0400.2 650400	Ø 190 x 45
430	215	01/01→07/10	➡	05/01→		03.0137-0400.2 650400	Ø 190 x 45
MAYBACH - 57 (W240) 09/02→12/12							
Zubehörsatz, Feststellbremsbacken							
5.5 6.0	405 463 - 471	09/02→12/12 06/09→12/12	➡			03.0137-9703.2 669703	
S 6.0	450	09/05→12/12				03.0137-9704.2 669704	
MAYBACH - 62 (V240) 09/02→12/12							
Zubehörsatz, Feststellbremsbacken							
5.5 6.0 S S 6.0	405 463 450	09/02→12/12 01/11→12/12 09/05→12/12	➡			03.0137-9703.2 669703	
						03.0137-9704.2 669704	
MAZDA - 2 (DE_, DH_) 07/07→06/15							
 Radbremszylinder							
1.3 1.3 BiFuel 1.3 MZR 1.4 MZR-CD 1.5 1.5 MZR 1.6 MZ-CD 1.6 MZ-CD	55 - 63 55 - 62 62 50 76 - 83 75 70 66	10/07→06/15 05/11→11/14 01/10→06/15 01/08→06/15 07/07→06/15 06/11→06/15 06/11→06/15 10/08→06/15	➡		2	24.3219-1752.3 020505	GG
				→ 12/14		24.3219-1752.3 020505	GG
 Bremsbackensatz							
1.3 →	55 - 63	10/07→06/15	➡			03.0137-0501.2 650501	TRW Ø 200 x 32 + HEB

















	kw			 	! #		
MAZDA - 2 (DE_, DH_) 07/07→06/15							
 Bremsbackensatz							
1.3 BiFuel 1.3 MZR 1.4 MZR-CD 1.5 1.5 MZR 1.6 MZ-CD	55 - 62 62 50 76 - 83 75 66 - 70	05/11→11/14 01/10→06/15 01/08→06/15 07/07→06/15 06/11→06/15 10/08→06/15	➔			03.0520-7819.3 697819	BOS Ø 220 x 35 + RZ / + Zub TopKit
 Seilzug, Feststellbremse							
1.3 1.3 MZR 1.4 MZR-CD 1.5 1.5 MZR 1.6 MZ-CD	55 - 63 63 50 76 75 70	10/07→06/15 01/10→06/15 01/08→06/15 07/07→06/15 06/11→06/15 06/11→06/15		Trommelbremse; 		24.3727-1826.2 581826	L= 408
				Trommelbremse; 	2	24.3727-1829.2 581829	L= 1.328 L2= 1.360
1.3 BiFuel	55 - 62	05/11→11/14		für Linkslenker; Trommelbremse; 		24.3727-1826.2 581826	L= 408
				für Linkslenker; Trommelbremse; 	2	24.3727-1829.2 581829	L= 1.328 L2= 1.360
1.5	83	10/07→06/15		für Linkslenker; 		24.3727-1826.2 581826	L= 408
				für Linkslenker; 	2	24.3727-1829.2 581829	L= 1.328 L2= 1.360
1.6 MZ-CD	66	10/08→06/15		→ 12/14; Trommelbremse; 		24.3727-1826.2 581826	L= 408
				→ 12/14; Trommelbremse; 	2	24.3727-1829.2 581829	L= 1.328 L2= 1.360
MAZDA - 2 (DL, DJ) 08/14→							
 Radbremsszylinder							
1.5 1.5 D 1.5 SKYACTIV-G 1.5 SKYACTIV-G M Hybrid	55 - 79 77 66 - 85 55 - 66	08/14→ 08/14→02/18 08/14→ 08/19→	➔		2	24.3219-1752.3 020505	GG
 Bremsbackensatz							
1.5 1.5 D 1.5 SKYACTIV-G	55 77 66 - 85	08/14→11/17 08/14→02/18 08/14→	➔			03.0137-0501.2 650501	TRW Ø 200 x 32 + HEB
				11/14→		03.0520-7819.3 697819	BOS Ø 220 x 35 + RZ / + Zub TopKit
1.5 1.5 SKYACTIV-G M Hybrid	79 55 - 66	11/14→ 08/19→	➔			03.0137-0501.2 650501 03.0520-7819.3 697819	TRW Ø 200 x 32 + HEB BOS Ø 220 x 35 + RZ / + Zub TopKit
MAZDA - 2 (DY) 02/03→06/07							
 Radbremsszylinder							
1.2 1.25 1.3 L 1.4 1.4 CD 1.6	55 55 67 59 50 74	02/03→06/07 04/03→06/07 04/03→06/07 02/03→06/07 04/03→06/07 02/03→06/07	➔			24.3219-1735.3 020464	ALU
Zubehörsatz, Bremsbacken							
1.2 1.25 1.3 L 1.4 1.4 CD 1.6	55 55 67 59 50 74	02/03→06/07 04/03→06/07 04/03→06/07 02/03→06/07 04/03→06/07 02/03→06/07	➔			03.0137-9259.2 669259	
 Bremstrommel							
1.2 1.25 1.3 L 1.4 1.4 CD 1.6	55 55 67 59 50 74	02/03→06/07 04/03→06/07 04/03→06/07 02/03→06/07 04/03→06/07 02/03→06/07	➔			24.0220-3726.2 480216	Ø 243 x 44,5 / 204,3 + RLG / - ABS Ring
 Bremsbackensatz							
1.2 1.25 1.3 L 1.4 1.4 CD ➔	55 55 67 59 50	02/03→06/07 04/03→06/07 04/03→06/07 02/03→06/07 04/03→06/07	➔			03.0137-0394.2 650394 03.0520-6319.3 696319	Ø 203 x 38 + HEB AP Ø 203 x 38 + RZ / + Zub TopKit
















	kw			 	! #		
MAZDA - 2 (DY) 02/03→06/07							
 Bremsbackensatz							
1.6	74	02/03→06/07	➔			03.0137-0394.2 650394 03.0520-6319.3 696319	Ø 203 x 38 + HEB AP Ø 203 x 38 + RZ / + Zub TopKit
 Seilzug, Feststellbremse							
1.2	55	02/03→06/07		Trommelbremse; 	1	24.3727-0653.2 580653	L= 1.305 L2= 1.445
1.25	55	04/03→06/07		Trommelbremse; 		24.3727-0658.2 580658	L= 306
1.3 L	67	04/03→06/07					
1.4	59	02/03→06/07		Trommelbremse; 	2	24.3727-0663.2 580663	L= 175
1.4 CD	50	04/03→06/07					
1.6	74	02/03→06/07					
MAZDA - 3 (BK) 10/03→12/09							
 Seilzug, Feststellbremse							
1.3	62	10/03→06/09		→ 03/06; Scheibenbremse; 		24.3727-1813.2 581813	L= 345
				→ 03/06; Scheibenbremse; 		24.3727-1814.2 581814	L= 1.875
				→ 03/06; Scheibenbremse; 		24.3727-1815.2 581815	L= 1.831
1.6	77	10/03→06/09		→ 05/09; Scheibenbremse; 		24.3727-1813.2 581813	L= 345
1.6 DI Turbo	80	06/04→06/09					
1.6 MZ-CD	66	06/06→12/09		→ 05/09; Scheibenbremse; 		24.3727-1814.2 581814	L= 1.875
2.0	110	10/03→12/09		→ 05/09; Scheibenbremse; 		24.3727-1815.2 581815	L= 1.831
2.0 MZR-CD	105	07/06→06/09					
2.0	104	10/03→06/06		Scheibenbremse; 		24.3727-1813.2 581813	L= 345
2.3 DiSi Turbo MPS	184	06/06→06/09					
2.3 MPS Turbo	191	12/06→06/09		Scheibenbremse; 		24.3727-1814.2 581814	L= 1.875
2.3 MZR	115	10/03→03/09		Scheibenbremse; 		24.3727-1815.2 581815	L= 1.831
MAZDA - 3 (BL) 12/08→09/14							
 Seilzug, Feststellbremse							
1.6 MZ-CD	80	12/08→05/13		06/09→; Scheibenbremse; 	2	24.3727-1825.2 581825	L= 1.840 L2= 1.910
2.0 DISI	110	05/09→02/12					
2.0 MZR DISI	111	12/08→05/13					
2.2 MZR CD	110 - 136	01/09→10/13					
1.6 MZR	79	01/10→12/13		→ 11/13; Scheibenbremse; 	2	24.3727-1825.2 581825	L= 1.840 L2= 1.910
2.0 MZR	108	04/09→09/14					
2.3 MPS Turbo	191	12/08→09/14					
1.6 MZR	77	12/08→09/14		06/09→ 11/13; Scheibenbremse; 	2	24.3727-1825.2 581825	L= 1.840 L2= 1.910
2.0 MZR	110	01/09→09/14					
2.5	122	03/09→09/14					
1.6 MZR CD	85	09/10→05/13		11/10→; Scheibenbremse; 	2	24.3727-1825.2 581825	L= 1.840 L2= 1.910
2.0	113	09/11→10/13		Scheibenbremse; 	2	24.3727-1825.2 581825	L= 1.840 L2= 1.910
MAZDA - 3 (BM, BN) 07/13→							
 Seilzug, Feststellbremse							
1.5	74	09/13→		Scheibenbremse; 		24.3727-1832.2 581832	L= 1.888
1.5 D	77	02/16→					
1.6	77	09/13→		Scheibenbremse; 		24.3727-1833.2 581833	L= 1.888
2.0	88 - 121	07/13→		Scheibenbremse; 		24.3727-1834.2 581834	L= 348
2.2 D	110	09/13→					
1.5	88	10/13→		für Linkslenker; Scheibenbremse; 		24.3727-1832.2 581832	L= 1.888
				für Linkslenker; Scheibenbremse; 		24.3727-1833.2 581833	L= 1.888
				für Linkslenker; Scheibenbremse; 		24.3727-1834.2 581834	L= 348
MAZDA - 3 Kasten/Schrägheck (BM) 04/15→05/16							
 Seilzug, Feststellbremse							
1.5	74	04/15→05/16				24.3727-1832.2 581832	L= 1.888
2.0	88 - 121	04/15→05/16		für Linkslenker; 		24.3727-1833.2 581833	L= 1.888
2.2 D	110	04/15→05/16		für Linkslenker; 		24.3727-1834.2 581834	L= 348
MAZDA - 3 Stufenheck (BK) 09/99→12/09							
 Seilzug, Feststellbremse							
1.6	77	02/04→06/09		→ 05/09; Scheibenbremse; 		24.3727-1813.2 581813	L= 345
1.6 DI Turbo	80	06/04→06/09					
2.0 MZR-CD	105	12/06→06/09		→ 05/09; Scheibenbremse; 		24.3727-1814.2 581814	L= 1.875
				→ 05/09; Scheibenbremse; 		24.3727-1815.2 581815	L= 1.831
2.0	104 - 110	10/03→12/09		Scheibenbremse; 		24.3727-1813.2 581813	L= 345
2.3	118	03/04→03/09		Scheibenbremse; 		24.3727-1814.2 581814	L= 1.875
				Scheibenbremse; 		24.3727-1815.2 581815	L= 1.831
















	kW					! #		
MAZDA - 3 Stufenheck (BL) 12/08→12/14								
 Seilzug, Feststellbremse								
1.6 MZR 2.0 MZR 2.2 MZR CD	77 110 110	12/08→09/14 03/09→09/14 01/09→09/14			06/09→ 11/13; Scheibenbremse; 	2	24.3727-1825.2 581825	L= 1.840 L2= 1.910
1.6 MZR CD 2.0 MZR DISI	80 111	12/08→05/13 02/09→05/13			06/09→; Scheibenbremse; 	2	24.3727-1825.2 581825	L= 1.840 L2= 1.910
1.6 MZR CD	85	09/10→05/13			11/10→; Scheibenbremse; 	2	24.3727-1825.2 581825	L= 1.840 L2= 1.910
2.0 2.2 MZR CD	113 136	09/11→09/14 06/09→05/13			Scheibenbremse; 	2	24.3727-1825.2 581825	L= 1.840 L2= 1.910
MAZDA - 3 Stufenheck (BM_, BN_) 09/13→								
 Seilzug, Feststellbremse								
1.5 1.5 D 1.6 2.0	74 77 77 88 -	10/14→ 06/16→ 09/13→ 09/13→			Scheibenbremse;  Scheibenbremse;  Scheibenbremse; 		24.3727-1832.2 581832 24.3727-1833.2 581833 24.3727-1834.2 581834	L= 1.888 L= 1.888 L= 348
2.2 D 1.5	121 110 88	09/13→ 09/13→ 10/13→			für Linkslenker; Scheibenbremse;  für Linkslenker; Scheibenbremse;  für Linkslenker; Scheibenbremse; 		24.3727-1832.2 581832 24.3727-1833.2 581833 24.3727-1834.2 581834	L= 1.888 L= 1.888 L= 348
MAZDA - 5 (CR19) 02/05→12/10								
 Seilzug, Feststellbremse								
1.8 2.0 2.0 CD	85 107 81	02/05→05/10 02/05→05/10 02/05→05/10			03/05→; Scheibenbremse;  03/05→; Scheibenbremse;  03/05→; Scheibenbremse; 		24.3727-1812.2 581812 24.3727-1820.2 581820 24.3727-1822.2 581822	L= 252 L= 1.815 L= 1.833
2.0 CD 2.3	105 122	02/05→05/10 02/05→09/08			06/05→; Scheibenbremse;  06/05→; Scheibenbremse;  06/05→; Scheibenbremse; 		24.3727-1812.2 581812 24.3727-1820.2 581820 24.3727-1822.2 581822	L= 252 L= 1.815 L= 1.833
MAZDA - 5 (CW) 06/10→								
 Seilzug, Feststellbremse								
1.6 CD 1.8 MZR 2.0	85 85 106 -	07/10→ 09/10→ 06/10→			Scheibenbremse;  Scheibenbremse;  Scheibenbremse; 		24.3727-1812.2 581812	L= 252
MAZDA - 6 Hatchback (GG) 08/02→12/08								
 Seilzug, Feststellbremse								
1.8 2.0 2.0 DI 2.3	88 104 - 108 89 - 105 122	08/02→08/07 08/02→08/07 08/02→08/07 08/02→08/07			→ 07/07; Scheibenbremse; 		24.3727-1821.2 581821	L= 1.635 L2= 1.640
MAZDA - 6 Kasten/Kombi (GJ) 01/13→05/16								
 Seilzug, Feststellbremse								
2.0 2.2 D 2.2 D AWD 2.5	107 - 121 110 - 129 110 - 129 141	04/15→05/16 04/15→05/16 01/13→05/16 04/15→05/16			für Linkslenker; - eFSB; 		24.3727-1834.2 581834	L= 348
MAZDA - 6 Station Wagon (GY) 01/02→02/08								
 Seilzug, Feststellbremse								
1.8 2.0 2.0 DI 2.3 2.3 AWD 2.0 DI	88 104 - 108 89 - 105 122 119 100	08/02→08/07 08/02→08/07 08/02→08/07 01/02→02/08 11/02→08/07 08/02→02/05			→ 07/07; Scheibenbremse;  Scheibenbremse; 		24.3727-1821.2 581821	L= 1.635 L2= 1.640
MAZDA - 6 Stufenheck (GG) 06/02→12/08								
 Seilzug, Feststellbremse								
1.8 →	88	08/02→08/07			→ 07/07; Scheibenbremse; 		24.3727-1821.2 581821	L= 1.635 L2= 1.640















	kw					! #		
MAZDA - 6 Stufenheck (GG) 06/02→12/08								
 Seilzug, Feststellbremse								
2.0	104 - 108	06/02→08/07			→ 07/07; Scheibenbremse; 		24.3727-1821.2 581821	L= 1.635 L2= 1.640
2.0 DI	89 - 105	06/02→08/07						
2.3	122	06/02→08/07						
2.3	119 - 120	07/03→07/07			Scheibenbremse; 		24.3727-1821.2 581821	L= 1.635 L2= 1.640
MAZDA - 6 Stufenheck (GJ, GL) 12/12→								
 Seilzug, Feststellbremse								
2.0	110	12/12→			für Linkslenker; 		24.3727-1834.2 581834	L= 348
MAZDA - 121 III (JASM, JBSM) 03/96→04/03								
 Radbremszylinder								
1.25	55	03/96→04/03			→ 01/00; Schaltgetriebe	2	24.3217-1715.3 020463	TRW GG
					→ 03/03; Automatikgetriebe; nur paarweise austauschen	2	24.3219-1107.3 020338	TRW GG
					02/00→ 03/03; Schaltgetriebe	2	24.3219-1735.3 020464	ALU
1.3	37 - 44	03/96→04/03			→ 01/00	2	24.3217-1715.3 020463	TRW GG
1.8 D	44	03/96→04/03			02/00→ 03/03	2	24.3219-1735.3 020464	ALU
1.8 TD	55	02/00→10/02				2	24.3219-1735.3 020464	ALU
Zubehörsatz, Bremsbacken								
1.25	55	03/96→04/03			02/00→ 03/03; - ABS		03.0137-9179.2 669179	AP
1.3	37 - 44	03/96→04/03			→ 01/00		03.0137-9217.2 669217	TRW
1.8 D	44	03/96→04/03			02/00→ 03/03; + ABS		03.0137-9259.2 669259	
1.8 TD	55	02/00→10/02			- ABS		03.0137-9179.2 669179	AP
					+ ABS		03.0137-9259.2 669259	
 Bremstrommel								
1.25	55	03/96→04/03			02/00→ 03/03; - ABS		24.0218-0024.2 480079	Ø 216 x 44 / 181,3 - RLG / - ABS Ring / mit Radbefestigungsbolzen
1.3	37 - 44	03/96→04/03					24.0218-0724.2 480206	Ø 216 x 44 / 181,3 + RLG / - ABS Ring / mit Radbefestigungsbolzen
1.8 D	44	03/96→04/03					24.0218-0724.2 480206	Ø 216 x 44 / 181,3 + RLG / - ABS Ring / mit Radbefestigungsbolzen
					→ 01/00		24.0218-0024.2 480079	Ø 216 x 44 / 181,3 - RLG / - ABS Ring / mit Radbefestigungsbolzen
							24.0218-0724.2 480206	Ø 216 x 44 / 181,3 + RLG / - ABS Ring / mit Radbefestigungsbolzen
					02/00→ 03/03; + ABS		24.0220-3009.2 480080	Ø 239 x 48,5 / 204,3 - RLG / - ABS Ring / mit Radbefestigungsbolzen
							24.0220-3709.2 480220	Ø 239 x 48,5 / 204,3 + RLG / - ABS Ring / mit Radbefestigungsbolzen
1.8 TD	55	02/00→10/02			- ABS		24.0218-0024.2 480079	Ø 216 x 44 / 181,3 - RLG / - ABS Ring / mit Radbefestigungsbolzen
							24.0218-0724.2 480206	Ø 216 x 44 / 181,3 + RLG / - ABS Ring / mit Radbefestigungsbolzen
					+ ABS		24.0220-3009.2 480080	Ø 239 x 48,5 / 204,3 - RLG / - ABS Ring / mit Radbefestigungsbolzen
							24.0220-3709.2 480220	Ø 239 x 48,5 / 204,3 + RLG / - ABS Ring / mit Radbefestigungsbolzen
 Bremsbackensatz								
1.25	55	03/96→04/03			→ 01/00		03.0137-0337.2 650337	TRW Ø 180 x 32 + HEB
					02/00→ 03/03; + ABS		03.0137-0394.2 650394	Ø 203 x 38 + HEB
					02/00→ 03/03; - ABS		03.0137-0412.2 650412	AP Ø 180 x 32 + HEB
					→ 01/00; Schaltgetriebe		03.0520-3617.3 693617	TRW Ø 180 x 32 + RZ / + Zub TopKit
→								










































	kw					! #		
MAZDA - 121 III (JASM, JBSM) 03/96→04/03								
 Bremsbackensatz								
1.25	55	03/96→04/03	➡	→ 01/00; Schaltgetriebe			03.0525-0034.3 EQ0034	TRW Ø 180 x 32 - RZ / + Zub Easy Quick
			➡	→ 03/03; Automatikgetriebe			03.0520-5519.3 695519 03.0525-0034.3 EQ0034	TRW Ø 180 x 32 + RZ / + Zub TopKit TRW Ø 180 x 32 - RZ / + Zub Easy Quick
			➡	02/00→ 03/03; Schaltgetriebe; - ABS			03.0520-6219.3 696219	AP Ø 180 x 32 + RZ / + Zub TopKit
			➡	02/00→ 03/03; Schaltgetriebe; + ABS			03.0520-6319.3 696319	AP Ø 203 x 38 + RZ / + Zub TopKit
1.3 1.8 D	37 - 44 44	03/96→04/03 03/96→04/03	➡	→ 01/00			03.0137-0337.2 650337 03.0520-3617.3 693617 03.0525-0034.3 EQ0034	TRW Ø 180 x 32 + HEB TRW Ø 180 x 32 + RZ / + Zub TopKit TRW Ø 180 x 32 - RZ / + Zub Easy Quick
			➡	02/00→ 03/03; + ABS			03.0137-0394.2 650394 03.0520-6319.3 696319	Ø 203 x 38 + HEB AP Ø 203 x 38 + RZ / + Zub TopKit
			➡	02/00→ 03/03; - ABS			03.0137-0412.2 650412 03.0520-6219.3 696219	AP Ø 180 x 32 + HEB AP Ø 180 x 32 + RZ / + Zub TopKit
1.8 TD	55	02/00→10/02	➡	+ ABS			03.0137-0394.2 650394 03.0520-6319.3 696319	Ø 203 x 38 + HEB AP Ø 203 x 38 + RZ / + Zub TopKit
			➡	- ABS			03.0137-0412.2 650412 03.0520-6219.3 696219	AP Ø 180 x 32 + HEB AP Ø 180 x 32 + RZ / + Zub TopKit
 Seilzug, Feststellbremse								
1.25	55	03/96→04/03		→ 11/98; Trommelbremse; 	1	24.3727-0660.2 580660	L= 1.575 L2= 1.627	
1.3	37 - 44	03/96→04/03		12/98→ 03/03; Trommelbremse; 	1	24.3727-0660.2 580660	L= 1.575 L2= 1.627	
1.8 D	44	03/96→04/03		→ 11/98; Trommelbremse; 	1	24.3727-1800.2 581800	L= 312	
1.8 TD	55	02/00→10/02		Trommelbremse; 	2	24.3727-0660.2 580660	L= 1.575 L2= 1.627	
				Trommelbremse; 		24.3727-1800.2 581800	L= 312	
MAZDA - 323 C IV (BG) 06/89→09/00								
 Radbremsszylinder								
1.6	66	09/93→09/00	➡	→ 12/94	2	24.3217-1120.3 020360	GG	
Zubehörsatz, Bremsbacken								
1.6	66	09/93→09/00	➡	→ 12/94		03.0137-9182.2 669182		
 Bremstrommel								
1.6	66	09/93→09/00	➡	→ 12/94		24.0220-0026.1 480104	Ø 241 x 42 / 201	
 Bremsbackensatz								
1.6	66	09/93→09/00	➡	→ 12/94		03.0137-0278.2 650278	Ø 200 x 36	
 Seilzug, Feststellbremse								
1.6	66	09/93→09/00		→ 12/94; TÜrenanzahl: 4; Trommelbremse; 		24.3727-1811.2 581811	L= 1.503	
				→ 12/94; TÜrenanzahl: 5; Trommelbremse; 		24.3727-1811.2 581811	L= 1.503	
MAZDA - 323 C V (BA) 08/94→01/01								
 Radbremsszylinder								
1.3 16V 1.5 16V 1.8 16V	54 65 84	08/94→09/98 08/94→09/98 08/94→09/98	➡	→ 08/98	2	24.3219-1725.3 020429	TRW GG	
Zubehörsatz, Bremsbacken								
1.3 16V 1.5 16V 1.8 16V	54 65 84	08/94→09/98 08/94→09/98 08/94→09/98	➡	→ 08/98		03.0137-9239.2 669239		
 Bremstrommel								
1.3 16V →	54	08/94→09/98	➡	→ 08/98		24.0220-0026.1 480104	Ø 241 x 42 / 201	

















	kw					! #		
MAZDA - 323 C V (BA) 08/94→01/01								
 Bremstrommel								
1.5 16V 1.8 16V	65 84	08/94→09/98 08/94→09/98	➔	→ 08/98			24.0220-0026.1 480104	Ø 241 x 42 / 201
 Bremssackensatz								
1.3 16V 1.5 16V 1.8 16V	54 65 84	08/94→09/98 08/94→09/98 08/94→09/98	➔	→ 08/98			03.0137-0278.2 650278	Ø 200 x 36
 Seilzug, Feststellbremse								
1.3 16V	54	08/94→09/98		→ 08/98; Türenanzahl: 4; Trommelbremse; <input type="checkbox"/>			24.3727-1816.2 581816	L= 1.653
				→ 08/98; Türenanzahl: 4; Trommelbremse; <input type="checkbox"/>			24.3727-1817.2 581817	L= 1.653
				→ 08/98; Türenanzahl: 3; Trommelbremse; <input type="checkbox"/>			24.3727-1819.2 581819	L= 1.553
1.5 16V 1.8 16V	65 84	08/94→09/98 08/94→09/98		→ 08/98; Türenanzahl: 5; Trommelbremse; <input type="checkbox"/>			24.3727-1816.2 581816	L= 1.653
				→ 08/98; Türenanzahl: 4; Trommelbremse; <input type="checkbox"/>			24.3727-1816.2 581816	L= 1.653
				→ 08/98; Türenanzahl: 4; Trommelbremse; <input type="checkbox"/>			24.3727-1817.2 581817	L= 1.653
				→ 08/98; Türenanzahl: 5; Trommelbremse; <input type="checkbox"/>			24.3727-1817.2 581817	L= 1.653
				→ 08/98; Türenanzahl: 3; Trommelbremse; <input type="checkbox"/>			24.3727-1819.2 581819	L= 1.553
MAZDA - 323 F V (BA) 07/94→09/98								
 Radbremszylinder								
1.5 16V 1.8 16V	65 84	07/94→09/98 08/94→09/98	➔	→ 08/98	2		24.3219-1725.3 020429	TRW GG
Zubehörsatz, Bremsbacken								
1.5 16V 1.8 16V	65 84	07/94→09/98 08/94→09/98	➔	→ 08/98			03.0137-9239.2 669239	
 Bremstrommel								
1.5 16V 1.8 16V	65 84	07/94→09/98 08/94→09/98	➔	→ 08/98			24.0220-0026.1 480104	Ø 241 x 42 / 201
 Bremssackensatz								
1.5 16V 1.8 16V	65 84	07/94→09/98 08/94→09/98	➔	→ 08/98			03.0137-0278.2 650278	Ø 200 x 36
 Seilzug, Feststellbremse								
1.5 16V 1.8 16V	65 84	07/94→09/98 08/94→09/98		→ 08/98; Türenanzahl: 5; Trommelbremse; <input type="checkbox"/>			24.3727-1816.2 581816	L= 1.653
				→ 08/98; Türenanzahl: 4; Trommelbremse; <input type="checkbox"/>			24.3727-1816.2 581816	L= 1.653
				→ 08/98; Türenanzahl: 4; Trommelbremse; <input type="checkbox"/>			24.3727-1817.2 581817	L= 1.653
				→ 08/98; Türenanzahl: 5; Trommelbremse; <input type="checkbox"/>			24.3727-1817.2 581817	L= 1.653
				→ 08/98; Türenanzahl: 3; Trommelbremse; <input type="checkbox"/>			24.3727-1819.2 581819	L= 1.553
MAZDA - 323 F VI (BJ) 09/98→05/04								
 Radbremszylinder								
1.4 1.4 16V 1.5 16V 2.0 TD	53 54 65 66	01/01→05/04 09/98→01/01 09/98→01/01 09/98→12/01	➔	→ 10/03 → 12/00	2 2		24.3217-1716.3 020474 24.3217-1716.3 020474	GG GG
Zubehörsatz, Bremsbacken								
1.4 1.4 16V 1.5 16V 2.0 TD	53 54 65 66	01/01→05/04 09/98→01/01 09/98→01/01 09/98→12/01	➔	→ 10/03 → 12/00			03.0137-9263.2 669263 03.0137-9263.2 669263	
 Bremstrommel								
1.4 1.4 16V	53 54	01/01→05/04 09/98→01/01	➔	→ 10/03 → 12/00			24.0220-0026.1 480104 24.0220-0026.1 480104	Ø 241 x 42 / 201 Ø 241 x 42 / 201
→								


















	kw					! #		
MAZDA - 323 F VI (BJ) 09/98→05/04								
 Bremstrommel								
1.5 16V 2.0 TD	65 66	09/98→01/01 09/98→12/01	➔	→ 12/00			24.0220-0026.1 480104	∅ 241 x 42 / 201
 Bremsbackensatz								
1.4	53	01/01→05/04	➔	→ 10/03			03.0137-0407.2 650407	∅ 200 x 36 - HEB
1.4 16V 1.5 16V 2.0 TD	54 65 66	09/98→01/01 09/98→01/01 09/98→12/01	➔	→ 12/00			03.0137-0407.2 650407	∅ 200 x 36 - HEB
 Seilzug, Feststellbremse								
1.4	53	01/01→05/04		→ 10/03; Trommelbremse; <input checked="" type="checkbox"/>			24.3727-1812.2 581812	L= 252
				→ 10/03; Trommelbremse; <input type="checkbox"/>			24.3727-1827.2 581827	L= 1.640
				→ 10/03; Trommelbremse; <input type="checkbox"/>			24.3727-1828.2 581828	L= 1.660
1.4 16V 1.5 16V	54 65	09/98→01/01 09/98→01/01		→ 12/00; Trommelbremse; <input checked="" type="checkbox"/>			24.3727-1812.2 581812	L= 252
				→ 12/00; Trommelbremse; <input type="checkbox"/>			24.3727-1827.2 581827	L= 1.640
				→ 12/00; Trommelbremse; <input type="checkbox"/>			24.3727-1828.2 581828	L= 1.660
1.6 2.0 2.0 TD	70 - 72 96 74	01/01→05/04 01/01→05/04 01/01→05/04		→ 10/03; Scheibenbremse; <input checked="" type="checkbox"/>			24.3727-1812.2 581812	L= 252
				→ 10/03; Scheibenbremse; <input type="checkbox"/>			24.3727-1823.2 581823	L= 1.693
				→ 10/03; Scheibenbremse; <input type="checkbox"/>			24.3727-1824.2 581824	L= 1.715
1.9 16V 2.0 D 2.0 TD	84 52 66	09/98→01/01 09/98→05/04 09/98→12/01		→ 12/00; Scheibenbremse; <input checked="" type="checkbox"/>			24.3727-1812.2 581812	L= 252
				→ 12/00; Scheibenbremse; <input type="checkbox"/>			24.3727-1823.2 581823	L= 1.693
				→ 12/00; Scheibenbremse; <input type="checkbox"/>			24.3727-1824.2 581824	L= 1.715
MAZDA - 323 P V (BA) 10/96→09/98								
 Radbremszylinder								
1.3 16V 1.5 16V 2.0 D	54 65 52	10/96→09/98 10/96→09/98 10/96→09/98	➔	→ 08/98	2		24.3219-1725.3 020429	TRW GG
Zubehörsatz, Bremsbacken								
1.3 16V 1.5 16V 2.0 D	54 65 52	10/96→09/98 10/96→09/98 10/96→09/98	➔	→ 08/98			03.0137-9239.2 669239	
 Bremstrommel								
1.3 16V 1.5 16V 2.0 D	54 65 52	10/96→09/98 10/96→09/98 10/96→09/98	➔	→ 08/98			24.0220-0026.1 480104	∅ 241 x 42 / 201
 Bremsbackensatz								
1.3 16V 1.5 16V 2.0 D	54 65 52	10/96→09/98 10/96→09/98 10/96→09/98	➔	→ 08/98			03.0137-0278.2 650278	∅ 200 x 36
 Seilzug, Feststellbremse								
1.3 16V	54	10/96→09/98		→ 08/98; Türenanzahl: 4; Trommelbremse; <input type="checkbox"/>			24.3727-1816.2 581816	L= 1.653
				→ 08/98; Türenanzahl: 4; Trommelbremse; <input type="checkbox"/>			24.3727-1817.2 581817	L= 1.653
				→ 08/98; Türenanzahl: 3; Trommelbremse; <input type="checkbox"/>			24.3727-1819.2 581819	L= 1.553
1.5 16V	65	10/96→09/98		→ 08/98; Türenanzahl: 5; Trommelbremse; <input type="checkbox"/>			24.3727-1816.2 581816	L= 1.653
				→ 08/98; Türenanzahl: 4; Trommelbremse; <input type="checkbox"/>			24.3727-1816.2 581816	L= 1.653
				→ 08/98; Türenanzahl: 4; Trommelbremse; <input type="checkbox"/>			24.3727-1817.2 581817	L= 1.653
				→ 08/98; Türenanzahl: 5; Trommelbremse; <input type="checkbox"/>			24.3727-1817.2 581817	L= 1.653
				→ 08/98; Türenanzahl: 3; Trommelbremse; <input type="checkbox"/>			24.3727-1819.2 581819	L= 1.553
2.0 D	52	10/96→09/98		→ 08/98; Trommelbremse; <input type="checkbox"/>			24.3727-1816.2 581816	L= 1.653
				→ 08/98; Trommelbremse; <input type="checkbox"/>			24.3727-1817.2 581817	L= 1.653
MAZDA - 323 S V (BA) 09/92→12/03								
 Radbremszylinder								
1.3 16V 1.5 16V 1.8 16V →	54 65 84	08/94→09/98 08/94→09/98 08/94→09/98	➔	→ 08/98	2		24.3219-1725.3 020429	TRW GG


















	kw					! #		
MAZDA - 323 S V (BA) 09/92→12/03								
 Radbremszylinder								
2.0 D	52	10/96→09/98	➔	→ 08/98		2	24.3219-1725.3 020429	TRW GG
Zubehörsatz, Bremsbacken								
1.3 16V	54	08/94→09/98	➔	→ 08/98			03.0137-9239.2 669239	
1.5 16V	65	08/94→09/98						
1.8 16V	84	08/94→09/98						
2.0 D	52	10/96→09/98						
 Bremstrommel								
1.3 16V	54	08/94→09/98	➔	→ 08/98			24.0220-0026.1 480104	Ø 241 x 42 / 201
1.5 16V	65	08/94→09/98						
1.8 16V	84	08/94→09/98						
2.0 D	52	10/96→09/98						
 Bremsbackensatz								
1.3 16V	54	08/94→09/98	➔	→ 08/98			03.0137-0278.2 650278	Ø 200 x 36
1.5 16V	65	08/94→09/98						
1.8 16V	84	08/94→09/98						
2.0 D	52	10/96→09/98						
 Seilzug, Feststellbremse								
1.3 16V	54	08/94→09/98	➔	→ 08/98; Türenanzahl: 4; Trommelbremse; <input type="checkbox"/>	24.3727-1816.2 581816	L= 1.653		
				→ 08/98; Türenanzahl: 4; Trommelbremse; <input type="checkbox"/>	24.3727-1817.2 581817	L= 1.653		
				→ 08/98; Türenanzahl: 3; Trommelbremse; <input type="checkbox"/>	24.3727-1819.2 581819	L= 1.553		
1.5 16V 1.8 16V	65 84	08/94→09/98	➔	→ 08/98; Türenanzahl: 5; Trommelbremse; <input type="checkbox"/>	24.3727-1816.2 581816	L= 1.653		
				→ 08/98; Türenanzahl: 4; Trommelbremse; <input type="checkbox"/>	24.3727-1816.2 581816	L= 1.653		
				→ 08/98; Türenanzahl: 4; Trommelbremse; <input type="checkbox"/>	24.3727-1817.2 581817	L= 1.653		
				→ 08/98; Türenanzahl: 5; Trommelbremse; <input type="checkbox"/>	24.3727-1817.2 581817	L= 1.653		
2.0 D	52	10/96→09/98	➔	→ 08/98; Türenanzahl: 3; Trommelbremse; <input type="checkbox"/>	24.3727-1819.2 581819	L= 1.553		
				→ 08/98; Trommelbremse; <input type="checkbox"/>	24.3727-1816.2 581816	L= 1.653		
				→ 08/98; Trommelbremse; <input type="checkbox"/>	24.3727-1817.2 581817	L= 1.653		
MAZDA - 323 S VI (BJ) 05/98→05/04								
 Radbremszylinder								
1.3	53	01/01→05/04	➔	→ 10/03		2	24.3217-1716.3 020474	GG
1.3 16V	54	09/98→01/01	➔	→ 12/00		2	24.3217-1716.3 020474	GG
1.5 16V	65	09/98→01/01						
2.0 TD	66	09/98→05/04						
Zubehörsatz, Bremsbacken								
1.3	53	01/01→05/04	➔	→ 10/03			03.0137-9263.2 669263	
1.3 16V	54	09/98→01/01	➔	→ 12/00			03.0137-9263.2 669263	
1.5 16V	65	09/98→01/01						
2.0 TD	66	09/98→05/04						
 Bremstrommel								
1.3	53	01/01→05/04	➔	→ 10/03			24.0220-0026.1 480104	Ø 241 x 42 / 201
1.3 16V	54	09/98→01/01	➔	→ 12/00			24.0220-0026.1 480104	Ø 241 x 42 / 201
1.5 16V	65	09/98→01/01						
2.0 TD	66	09/98→05/04						
 Bremsbackensatz								
1.3	53	01/01→05/04	➔	→ 10/03			03.0137-0407.2 650407	Ø 200 x 36 - HEB
1.3 16V	54	09/98→01/01	➔	→ 12/00			03.0137-0407.2 650407	Ø 200 x 36 - HEB
1.5 16V	65	09/98→01/01						
2.0 TD	66	09/98→05/04						
 Seilzug, Feststellbremse								
1.3	53	01/01→05/04	➔	→ 10/03; Trommelbremse; <input type="checkbox"/>	24.3727-1812.2 581812	L= 252		
				→ 10/03; Trommelbremse; <input type="checkbox"/>	24.3727-1827.2 581827	L= 1.640		
				→ 10/03; Trommelbremse; <input type="checkbox"/>	24.3727-1828.2 581828	L= 1.660		
1.3 16V	54	09/98→01/01	➔	→ 12/00; Trommelbremse; <input type="checkbox"/>	24.3727-1812.2 581812	L= 252		
1.5 16V	65	09/98→01/01						
➔								
















	kw					! #		
MAZDA - 323 S VI (BJ) 05/98→05/04								
 Seilzug, Feststellbremse								
1.3 16V 1.5 16V	54 65	09/98→01/01 09/98→01/01		→ 12/00; Trommelbremse; <input type="checkbox"/>			24.3727-1827.2 581827	L= 1.640
				→ 12/00; Trommelbremse; <input type="checkbox"/>			24.3727-1828.2 581828	L= 1.660
1.6 2.0	70 - 72 96	01/01→05/04 01/01→05/04		→ 10/03; Scheibenbremse; <input checked="" type="checkbox"/>			24.3727-1812.2 581812	L= 252
				→ 10/03; Scheibenbremse; <input type="checkbox"/>			24.3727-1823.2 581823	L= 1.693
				→ 10/03; Scheibenbremse; <input type="checkbox"/>			24.3727-1824.2 581824	L= 1.715
1.6 2.0 DiTD	80 74	09/98→02/01 10/00→10/02		01/01→; Scheibenbremse; <input checked="" type="checkbox"/>			24.3727-1812.2 581812	L= 252
				01/01→; Scheibenbremse; <input type="checkbox"/>			24.3727-1823.2 581823	L= 1.693
				01/01→; Scheibenbremse; <input type="checkbox"/>			24.3727-1824.2 581824	L= 1.715
1.9 16V	84	09/98→05/04		Scheibenbremse; <input checked="" type="checkbox"/>			24.3727-1812.2 581812	L= 252
				Scheibenbremse; <input type="checkbox"/>			24.3727-1823.2 581823	L= 1.693
				Scheibenbremse; <input type="checkbox"/>			24.3727-1824.2 581824	L= 1.715
2.0	98	02/00→05/04		01/01→ 10/03; Scheibenbremse; <input checked="" type="checkbox"/>			24.3727-1812.2 581812	L= 252
				01/01→ 10/03; Scheibenbremse; <input type="checkbox"/>			24.3727-1823.2 581823	L= 1.693
				01/01→ 10/03; Scheibenbremse; <input type="checkbox"/>			24.3727-1824.2 581824	L= 1.715
2.0 D 2.0 TD	52 66	09/98→05/04 09/98→05/04		→ 12/00; Scheibenbremse; <input checked="" type="checkbox"/>			24.3727-1812.2 581812	L= 252
				→ 12/00; Scheibenbremse; <input type="checkbox"/>			24.3727-1823.2 581823	L= 1.693
				→ 12/00; Scheibenbremse; <input type="checkbox"/>			24.3727-1824.2 581824	L= 1.715
MAZDA - 626 III Station Wagon (GV) 09/87→10/98								
 Seilzug, Feststellbremse								
2.0	66	10/88→09/97		04/92→; Scheibenbremse; <input checked="" type="checkbox"/>			24.3727-1812.2 581812	L= 252
2.0 D	60	11/94→09/97		→ 04/96; Scheibenbremse; <input checked="" type="checkbox"/>			24.3727-1812.2 581812	L= 252
MAZDA - 626 IV (GE) 08/91→08/98								
 Seilzug, Feststellbremse								
1.8 i 2.0 D 2.0 D GLX Complex 2.0 i 2.5 24V	66 - 78 56 55 85 121	08/91→06/97 05/94→06/97 10/92→04/97 01/92→04/97 01/92→04/97		Scheibenbremse; <input type="checkbox"/>			24.3727-1808.2 581808	L= 1.657
				Scheibenbremse; <input type="checkbox"/>			24.3727-1809.2 581809	L= 1.657
				Scheibenbremse; <input checked="" type="checkbox"/>			24.3727-1812.2 581812	L= 252
MAZDA - 626 IV Hatchback (GE) 08/91→08/98								
 Seilzug, Feststellbremse								
1.8 2.0 D GLX Complex 2.0 i 2.5 24V	66 - 77 55 85 120 - 121	08/91→04/97 01/93→04/97 08/91→04/97 01/92→04/97		Scheibenbremse; <input type="checkbox"/>			24.3727-1808.2 581808	L= 1.657
				Scheibenbremse; <input type="checkbox"/>			24.3727-1809.2 581809	L= 1.657
				Scheibenbremse; <input checked="" type="checkbox"/>			24.3727-1812.2 581812	L= 252
MAZDA - 626 V (GF) 05/97→12/02								
 Radbremszylinder								
1.8 1.9	66 66	05/97→12/99 05/97→12/99	➡	→ 11/99	2	24.3220-1737.3 020540	GG	
1.8 1.9	74 74	12/99→10/02 12/99→10/02	➡		2	24.3220-1737.3 020540	GG	
Zubehörsatz, Bremsbacken								
1.8 1.9	66 66	05/97→12/99 05/97→12/99	➡	→ 11/99		03.0137-9262.2 669262		
1.8 1.9	74 74	12/99→10/02 12/99→10/02	➡			03.0137-9262.2 669262		
 Bremsbackensatz								
1.8 1.9	66 66	05/97→12/99 05/97→12/99	➡	→ 11/99		03.0137-0431.2 650431	Ø 229 x 43 - HEB	
1.8 1.9	74 74	12/99→10/02 12/99→10/02	➡			03.0137-0416.2 650416	Ø 229 x 43 - HEB	
 Seilzug, Feststellbremse								
1.8 1.9	66 66	05/97→12/99 05/97→12/99		419983→; → 11/99; Scheiben/Trommel; <input checked="" type="checkbox"/>		24.3727-1812.2 581812	L= 252	
				115108→ 419982; Scheiben/Trommel; <input checked="" type="checkbox"/>		24.3727-1812.2 581812	L= 252	
1.8 1.9 2.0 TD	74 74 81	12/99→10/02 12/99→10/02 10/00→10/02		Scheiben/Trommel; <input checked="" type="checkbox"/>		24.3727-1812.2 581812	L= 252	
➔								









	kw					! #		
MAZDA - 626 V (GF) 05/97→12/02								
 Seilzug, Feststellbremse								
2.0	85 - 100	05/97→10/02			Scheiben/Trommel; 		24.3727-1812.2 581812	L= 252
					Scheibenbremse; 		24.3727-1823.2 581823	L= 1.693
					Scheibenbremse; 		24.3727-1824.2 581824	L= 1.715
2.0 DI TD 2.0 Turbo DI	66 74	04/98→10/02 04/98→10/02			419983→; Scheiben/Trommel; 		24.3727-1812.2 581812	L= 252
					115108→ 419982; Scheiben/Trommel; 		24.3727-1812.2 581812	L= 252
MAZDA - 626 V Hatchback (GF) 05/97→12/02								
 Radbremszylinder								
1.8 1.9	66 66	05/97→12/99 05/97→12/99		→ 11/99		2	24.3220-1737.3 020540	GG
1.8 1.9	74 74	12/99→10/02 12/99→10/02				2	24.3220-1737.3 020540	GG
Zubehörsatz, Bremsbacken								
1.8 1.9	66 66	05/97→12/99 05/97→12/99		→ 11/99			03.0137-9262.2 669262	
1.8 1.9	74 74	12/99→10/02 12/99→10/02					03.0137-9262.2 669262	
 Bremsbackensatz								
1.8 1.9	66 66	05/97→12/99 05/97→12/99		→ 11/99			03.0137-0431.2 650431	Ø 229 x 43 - HEB
1.8 1.9	74 74	12/99→10/02 12/99→10/02					03.0137-0416.2 650416	Ø 229 x 43 - HEB
 Seilzug, Feststellbremse								
1.8 1.9	66 66	05/97→12/99 05/97→12/99			419983→; → 11/99; Scheiben/Trommel; 		24.3727-1812.2 581812	L= 252
					115108→ 419982; Scheiben/Trommel; 		24.3727-1812.2 581812	L= 252
1.8 1.9 2.0 TD	74 74 81	12/99→10/02 12/99→10/02 10/00→10/02			Scheiben/Trommel; 		24.3727-1812.2 581812	L= 252
2.0 2.0 H.P.	85 100	05/97→10/02 02/98→10/02			Scheiben/Trommel; 		24.3727-1812.2 581812	L= 252
					Scheibenbremse; 		24.3727-1823.2 581823	L= 1.693
					Scheibenbremse; 		24.3727-1824.2 581824	L= 1.715
2.0 DITD 2.0 Turbo DI	66 74	04/98→10/02 04/98→10/02			419983→; Scheiben/Trommel; 		24.3727-1812.2 581812	L= 252
					115108→ 419982; Scheiben/Trommel; 		24.3727-1812.2 581812	L= 252
MAZDA - 626 V Station Wagon (GW) 01/98→12/02								
 Seilzug, Feststellbremse								
1.8 1.9	66 66	02/98→01/00 02/98→01/00		→ 12/99; Scheibenbremse; 			24.3727-1812.2 581812	L= 252
1.8 1.9 2.0 2.0 DITD 2.0 H.P. 2.0 TD 2.0 Turbo DI	74 74 85 66 100 81 74	01/00→10/02 01/00→10/02 02/98→10/02 09/99→10/02 02/98→10/02 10/00→10/02 04/98→10/02			Scheibenbremse; 		24.3727-1812.2 581812	L= 252
MAZDA - B-SERIE (UF) 01/85→12/99								
 Radbremszylinder								
2.5 D 4WD 2.6 12V 4WD	57 90	09/98→06/99 01/90→06/99		02/99→		2	24.3223-1711.3 020570	GG
MAZDA - B-SERIE (UN) 11/98→12/08								
 Radbremszylinder								
2.2 2.5 D 2.5 D 4WD 2.5 TD 4WD	68 61 61 80	11/99→08/02 11/99→12/01 11/99→12/01 06/99→07/06				2	24.3223-1711.3 020570	GG
2.2 4WD 2.5 D 4WD	60 57	02/99→11/06 06/99→11/06		→ 10/99		2	24.3223-1711.3 020570	GG
2.2 8V 4WD 2.6 12V 4WD 2.6 i	68 90 92	06/99→11/06 06/99→11/06 02/99→11/06		→ 08/02		2	24.3223-1711.3 020570	GG
2.5 D	57	06/99→11/06		08/02→ 05/04		2	24.3223-1711.3 020570	GG
2.5 D 2.5 D 4WD	62 62	12/02→11/06 12/02→11/06		→ 07/06		2	24.3223-1711.3 020570	GG










	kw					! #		
MAZDA - BT-50 II Pick-up (B22, B32, UP, UR) 11/11→								
 Radbremszylinder								
2.2 MZ-CD 4WD	92	12/12→	➡	- ABS		2	24.3223-1711.3 020570	GG
MAZDA - BT-50 Pick-up (CD, UN) 08/06→12/15								
 Radbremszylinder								
2.5 MRZ-CD	105	08/06→06/13	➡			2	24.3223-1711.3 020570	GG
2.5 MRZ-CD 4x4	105	12/06→12/15	➡	→ 07/12		2	24.3223-1711.3 020570	GG
3.0 CDVi	115	12/06→12/15						
3.0 CDVi 4x4	115	10/06→12/15	➡	12/06→ 07/12		2	24.3223-1711.3 020570	GG
MAZDA - BT-50 Pritsche/Fahrgestell (CD, UN) 08/06→								
 Radbremszylinder								
2.5 CDVi	105	12/06→	➡	→ 07/12			24.3223-1711.3 020570	GG
3.0 CDVi 4x4	115	12/06→						
MAZDA - CX-5 (KE, GH) 11/11→02/17								
 Seilzug, Feststellbremse								
2.0	110 - 121	11/11→02/17		Scheibenbremse; <input type="checkbox"/>			24.3727-1830.2 581830	L= 1.920
2.0 AWD	110 - 118	11/11→02/17		Scheibenbremse; <input type="checkbox"/>			24.3727-1831.2 581831	L= 1.920
2.2 D	110 - 129	04/12→02/17		Scheibenbremse; <input checked="" type="checkbox"/>			24.3727-1834.2 581834	L= 348
2.2 D 4WD	129	04/12→02/17						
2.2 D AWD	110 - 129	04/12→02/17						
2.5	137 - 138	02/13→02/17						
2.5 AWD	141	02/15→02/17						
2.0 AWD	113	02/12→02/17		<input type="checkbox"/>			24.3727-1830.2 581830	L= 1.920
				<input type="checkbox"/>			24.3727-1831.2 581831	L= 1.920
				<input checked="" type="checkbox"/>			24.3727-1834.2 581834	L= 348
MAZDA - CX-5 Van (KE_) 11/11→02/17								
 Seilzug, Feststellbremse								
SKYACTIV-D	110	04/15→02/17		Scheibenbremse; <input type="checkbox"/>			24.3727-1830.2 581830	L= 1.920
SKYACTIV-D AWD	110 - 129	04/15→02/17		Scheibenbremse; <input type="checkbox"/>			24.3727-1831.2 581831	L= 1.920
SKYACTIV-G	121	04/15→02/17		Scheibenbremse; <input checked="" type="checkbox"/>			24.3727-1834.2 581834	L= 348
SKYACTIV-G AWD	118 - 141	04/15→02/17						
MAZDA - DEMIO (DW) 01/96→07/03								
 Radbremszylinder								
1.3 16V	46	08/98→07/03	➡	→ 10/02		2	24.3217-1718.3 020478	GG
1.5 16V	55	04/00→07/03						
1.3 i 16V	53	08/98→04/00	➡	→ 03/00		2	24.3217-1718.3 020478	GG
1.3 i 16V	61	01/96→10/02	➡			2	24.3217-1718.3 020478	GG
Zubehörsatz, Bremsbacken								
1.3 16V	46	08/98→07/03	➡	→ 10/02			03.0137-9266.2 669266	
1.5 16V	55	04/00→07/03						
1.3 i 16V	53	08/98→04/00	➡	→ 03/00			03.0137-9266.2 669266	
1.3 i 16V	61	01/96→10/02	➡				03.0137-9266.2 669266	
 Bremstrommel								
1.3 16V	46	08/98→07/03	➡	→ 144782			24.0220-0026.1 480104	Ø 241 x 42 / 201
1.3 i 16V	53 - 61	01/96→10/02						
MAZDA - E Bus (SR1) 01/84→07/04								
 Bremsbackensatz								
E2200 D	47	03/91→05/03	➡	→ 03/97			03.0137-0486.2 650486	Ø 260 x 51 - HEB
E2200 D 4WD	47	01/87→05/03	➡	12/87→			03.0137-0486.2 650486	Ø 260 x 51 - HEB
MAZDA - E Kasten (SR2) 10/83→07/04								
 Bremsbackensatz								
2200 D 4WD	47	03/91→05/03	➡	→ 03/97			03.0137-0486.2 650486	Ø 260 x 51 - HEB
E2000	70	06/94→05/03						












	kw					! #		
MAZDA - E Kasten (SR2) 10/83→07/04								
 Bremsbackensatz								
E2200 D	52	02/97→08/02	➡	→ 03/97			03.0137-0486.2 650486	Ø 260 x 51 - HEB
E2200 D 4WD	52	02/97→05/03						
E2200 D	47	11/88→12/03	➡	→ 03/97; für Einfachbereifung			03.0137-0486.2 650486	Ø 260 x 51 - HEB
MAZDA - E Pritsche/Fahrgestell (SD1) 01/83→07/99								
 Bremsbackensatz								
E2200 D	47	11/88→03/97	➡	für Einfachbereifung			03.0137-0486.2 650486	Ø 260 x 51 - HEB
MAZDA - MX-3 (EC) 05/91→09/98								
 Radbremszylinder								
1.6 i	79	11/93→09/98	➡	- ABS	2	24.3217-1120.3 020360	GG	
Zubehörsatz, Bremsbacken								
1.6 i	79	11/93→09/98	➡	- ABS			03.0137-9182.2 669182	
 Bremstrommel								
1.6 i	79	11/93→09/98	➡	- ABS			24.0220-0026.1 480104	Ø 241 x 42 / 201
 Bremsbackensatz								
1.6 i	79	11/93→09/98	➡	- ABS			03.0137-0278.2 650278	Ø 200 x 36
MAZDA - MX-5 III (NC) 03/05→12/14								
 Seilzug, Feststellbremse								
1.8	93	03/05→12/14		Scheibenbremse; <input type="checkbox"/>			24.3727-1835.2 581835	L= 1.270
2.0	118 - 127	03/05→12/14						
MAZDA - MX-6 (GE) 07/91→09/97								
 Seilzug, Feststellbremse								
2.0	85	02/92→02/97		Scheibenbremse; <input type="checkbox"/>			24.3727-1808.2 581808	L= 1.657
2.5 24V	121	02/92→09/97		Scheibenbremse; <input type="checkbox"/>			24.3727-1809.2 581809	L= 1.657
2.5 i 24V	120	08/94→02/97		Scheibenbremse; <input checked="" type="checkbox"/>			24.3727-1812.2 581812	L= 252
MAZDA - PREMACY (CP) 01/99→03/05								
 Radbremszylinder								
1.9	74 - 84	07/99→03/05	➡	→ 07/01	2	24.3220-1737.3 020540	GG	
2.0 TD	74	07/00→03/05						
2.0 TD	66	10/99→07/00	➡	→ 06/00	2	24.3220-1737.3 020540	GG	
Zubehörsatz, Bremsbacken								
1.9	74 - 84	07/99→03/05	➡	01/00→ 07/01			03.0137-9262.2 669262	
			➡	→ 12/99			03.0137-9262.2 669262	
2.0 TD	66	10/99→07/00	➡	01/00→ 06/00			03.0137-9262.2 669262	
			➡	→ 12/99			03.0137-9262.2 669262	
2.0 TD	74	07/00→03/05	➡	→ 07/01			03.0137-9262.2 669262	
 Bremsbackensatz								
1.9	74 - 84	07/99→03/05	➡	01/00→ 07/01			03.0137-0416.2 650416	Ø 229 x 43 - HEB
			➡	→ 12/99			03.0137-0431.2 650431	Ø 229 x 43 - HEB
2.0 TD	66	10/99→07/00	➡	01/00→ 06/00			03.0137-0416.2 650416	Ø 229 x 43 - HEB
			➡	→ 12/99			03.0137-0431.2 650431	Ø 229 x 43 - HEB
2.0 TD	74	07/00→03/05	➡	→ 07/01			03.0137-0416.2 650416	Ø 229 x 43 - HEB
 Seilzug, Feststellbremse								
1.9	84	07/99→03/05		131755→; Trommelbremse; <input checked="" type="checkbox"/>			24.3727-1812.2 581812	L= 252
				→ 131754; Trommelbremse; <input checked="" type="checkbox"/>			24.3727-1812.2 581812	L= 252
1.9	74	07/99→03/05		→ 131754; - ABS; Trommelbremse; <input checked="" type="checkbox"/>			24.3727-1812.2 581812	L= 252
2.0 TD	74	07/00→03/05		131755→; - ABS; Trommelbremse; <input checked="" type="checkbox"/>			24.3727-1812.2 581812	L= 252
				+ ABS; Scheibenbremse; <input checked="" type="checkbox"/>			24.3727-1812.2 581812	L= 252
2.0	96	11/01→03/05		Scheibenbremse; <input checked="" type="checkbox"/>			24.3727-1812.2 581812	L= 252
2.0 TD	66	10/99→07/00		131755→; → 06/00; Trommelbremse; <input checked="" type="checkbox"/>			24.3727-1812.2 581812	L= 252
→								















	kw					! #		
MAZDA - PREMACY (CP) 01/99→03/05								
 Seilzug, Feststellbremse								
2.0 TD	66	10/99→07/00			→ 131754; Trommelbremse; 		24.3727-1812.2 581812	L= 252
MAZDA - PREMACY Van (CP_) 01/99→06/05								
 Seilzug, Feststellbremse								
2.0	96	08/01→06/05			Scheibenbremse; 		24.3727-1812.2 581812	L= 252
MAZDA - TRIBUTE (EP) 03/00→05/08								
Zubehörsatz, Bremsbacken								
2.0	91	03/00→05/08	➡		→ 03/04		03.0137-9262.2 669262	
3.0 V6 24V 4WD	145	03/00→05/08						
2.0 4WD	91 - 97	03/00→05/08	➡				03.0137-9262.2 669262	
2.3 AWD	110	04/04→05/08	➡		→ 02/05; - ABS		03.0137-9262.2 669262	
3.0 V6 AWD	149	04/04→05/08						
 Bremsbackensatz								
2.0	91	03/00→05/08	➡		→ 03/04		03.0137-0416.2 650416	Ø 229 x 43 - HEB
3.0 V6 24V 4WD	145	03/00→05/08						
2.0 4WD	91 - 97	03/00→05/08	➡				03.0137-0416.2 650416	Ø 229 x 43 - HEB
2.3 AWD	110	04/04→05/08	➡		→ 02/05; - ABS		03.0137-0416.2 650416	Ø 229 x 43 - HEB
3.0 V6 AWD	149	04/04→05/08						
MAZDA - XEDOS 6 (CA) 01/92→10/99								
 Seilzug, Feststellbremse								
1.6 16V	79	04/94→10/99			→ 09/99; Scheibenbremse; <input type="checkbox"/>		24.3727-1808.2 581808	L= 1.657
					→ 09/99; Scheibenbremse; <input type="checkbox"/>		24.3727-1809.2 581809	L= 1.657
					→ 09/99; Scheibenbremse; 		24.3727-1812.2 581812	L= 252
2.0 V6	103	06/94→10/99			Scheibenbremse; <input type="checkbox"/>		24.3727-1808.2 581808	L= 1.657
					Scheibenbremse; <input type="checkbox"/>		24.3727-1809.2 581809	L= 1.657
					Scheibenbremse; 		24.3727-1812.2 581812	L= 252
MERCEDES-BENZ - A-KLASSE (W168) 07/97→08/05								
 Radbremszylinder								
A 140	60	07/97→08/04	➡		J078974→	2	24.3217-1709.3 020419	ALU
			➡		09/97→; → J078973	2	24.3219-1718.3 020421	ALU
A 140	60	01/01→08/04	➡		J078974→	2	24.3217-1709.3 020419	ALU
			➡		→ J078973	2	24.3219-1718.3 020421	ALU
A 160	75	07/97→08/04	➡		J078974→; für verkürzten Radstand; Baumuster: 168.033	2	24.3217-1709.3 020419	ALU
			➡		09/97→; → J078973; für verkürzten Radstand; Baumuster: 168.033	2	24.3219-1718.3 020421	ALU
A 160 CDI	55	02/01→08/04	➡			2	24.3217-1709.3 020419	ALU
A 160 CDI	44	07/98→02/01	➡		08/98→ 01/01	2	24.3217-1709.3 020419	ALU
A 170 CDI	66	07/98→02/01	➡		J078974→; → 01/01	2	24.3217-1709.3 020419	ALU
			➡		→ J078973	2	24.3219-1718.3 020421	ALU
A 170 CDI	70	02/01→08/04	➡		für verkürzten Radstand; Baumuster: 168.009	2	24.3217-1709.3 020419	ALU
Zubehörsatz, Bremsbacken								
A 140	60	07/97→08/04	➡		09/97→		03.0137-9232.2 669232	TRW
A 140	60	01/01→08/04	➡				03.0137-9232.2 669232	TRW
A 160 CDI	55	02/01→08/04						
A 160	75	07/97→08/04	➡		09/97→; für verkürzten Radstand; Baumuster: 168.033		03.0137-9232.2 669232	TRW
A 160 CDI	44	07/98→02/01	➡		08/98→ 01/01		03.0137-9232.2 669232	TRW
A 170 CDI	66	07/98→02/01	➡		→ 01/01		03.0137-9232.2 669232	TRW
A 170 CDI	70	02/01→08/04	➡		für verkürzten Radstand; Baumuster: 168.009		03.0137-9232.2 669232	TRW
 Bremsstrommel								
A 140	60	07/97→08/04	➡		09/97→		24.0218-0023.1 480077	Ø 220 x 48 / 181,2
A 140	60	01/01→08/04	➡				24.0218-0023.1 480077	Ø 220 x 48 / 181,2
A 160 CDI	55	02/01→08/04						










	kw					! #		
MERCEDES-BENZ - A-KLASSE (W168) 07/97→08/05								
 Bremstrommel								
A 160	75	07/97→08/04	➡	09/97→; für verkürzten Radstand; Baumuster: 168.033			24.0218-0023.1 480077	Ø 220 x 48 / 181,2
A 160 CDI	44	07/98→02/01	➡	08/98→ 01/01			24.0218-0023.1 480077	Ø 220 x 48 / 181,2
A 170 CDI	66	07/98→02/01	➡	→ 01/01			24.0218-0023.1 480077	Ø 220 x 48 / 181,2
A 170 CDI	70	02/01→08/04	➡	für verkürzten Radstand; Baumuster: 168.009			24.0218-0023.1 480077	Ø 220 x 48 / 181,2
A 190	92	03/99→08/04	➡	05/99→			24.0218-0023.1 480077	Ø 220 x 48 / 181,2
 Bremsbackensatz								
A 140	60	07/97→08/04	➡	09/97→			03.0137-0349.2 650349	TRW Ø 180 x 42 + HEB
			➡	J078974→			03.0520-3417.3 693417	TRW Ø 180 x 42 + RZ / + Zub TopKit
			➡	09/97→; → J078973			03.0520-4619.3 694619	TRW Ø 180 x 42 + RZ / + Zub TopKit
A 140	60	01/01→08/04	➡				03.0137-0349.2 650349	TRW Ø 180 x 42 + HEB
			➡	J078974→			03.0520-3417.3 693417	TRW Ø 180 x 42 + RZ / + Zub TopKit
			➡	→ J078973			03.0520-4619.3 694619	TRW Ø 180 x 42 + RZ / + Zub TopKit
A 160	75	07/97→08/04	➡	09/97→; für verkürzten Radstand; Baumuster: 168.033			03.0137-0349.2 650349	TRW Ø 180 x 42 + HEB
			➡	J078974→; für verkürzten Radstand; Baumuster: 168.033			03.0520-3417.3 693417	TRW Ø 180 x 42 + RZ / + Zub TopKit
			➡	09/97→; → J078973; für verkürzten Radstand; Baumuster: 168.033			03.0520-4619.3 694619	TRW Ø 180 x 42 + RZ / + Zub TopKit
A 160 CDI	55	02/01→08/04	➡				03.0137-0349.2 650349	TRW Ø 180 x 42 + HEB
							03.0520-3417.3 693417	TRW Ø 180 x 42 + RZ / + Zub TopKit
A 160 CDI	44	07/98→02/01	➡	08/98→ 01/01			03.0137-0349.2 650349	TRW Ø 180 x 42 + HEB
							03.0520-3417.3 693417	TRW Ø 180 x 42 + RZ / + Zub TopKit
A 170 CDI	66	07/98→02/01	➡	→ 01/01			03.0137-0349.2 650349	TRW Ø 180 x 42 + HEB
			➡	J078974→; → 01/01			03.0520-3417.3 693417	TRW Ø 180 x 42 + RZ / + Zub TopKit
			➡	→ J078973			03.0520-4619.3 694619	TRW Ø 180 x 42 + RZ / + Zub TopKit
A 170 CDI	70	02/01→08/04	➡	für verkürzten Radstand; Baumuster: 168.009			03.0137-0349.2 650349	TRW Ø 180 x 42 + HEB
							03.0520-3417.3 693417	TRW Ø 180 x 42 + RZ / + Zub TopKit
 Bremsbackensatz, Feststellbremse								
A 160	75	07/97→08/04	➡	09/97→; für verlängerten Radstand; Baumuster: 168.133			03.0137-0170.2 650170	Ø 164 x 20 + Zub
A 170 CDI	70	02/01→08/04	➡	für verlängerten Radstand; Baumuster: 168.109			03.0137-0170.2 650170	Ø 164 x 20 + Zub
A 190	92	03/99→08/04	➡	05/99→			03.0137-0170.2 650170	Ø 164 x 20 + Zub
A 210	103	12/01→08/04	➡				03.0137-0170.2 650170	Ø 164 x 20 + Zub
Zubehörsatz, Feststellbremsbacken								
A 160	75	07/97→08/04	➡	09/97→; für verlängerten Radstand; Baumuster: 168.133			03.0137-9703.2 669703	
							03.0137-9704.2 669704	
A 170 CDI	70	02/01→08/04	➡	für verlängerten Radstand; Baumuster: 168.109			03.0137-9703.2 669703	
							03.0137-9704.2 669704	
A 190	92	03/99→08/04	➡	05/99→			03.0137-9703.2 669703	
							03.0137-9704.2 669704	
A 210	103	12/01→08/04	➡	03/02→			03.0137-9703.2 669703	
							03.0137-9704.2 669704	
 Seilzug, Feststellbremse								
A 140	60	07/97→08/04		J306887→; Trommelbremse; 	1		24.3727-0400.2 580400	L= 987
				09/97→; → J306886; Scheiben/Trommel; 			24.3727-0421.2 580421	L= 1.062
				J306887→; Scheiben/Trommel; 			24.3727-0422.2 580422	L= 739
				09/97→; → J306886; Scheiben/Trommel; 			24.3727-0422.2 580422	L= 739
			→					




























	kw			 	! #		
MERCEDES-BENZ - A-KLASSE (W168) 07/97→08/05							
 Seilzug, Feststellbremse							
A 140	60	07/97→08/04		J306887→; Scheiben/Trommel; <input type="checkbox"/>		24.3727-0439.2 580439	L= 1.056
				09/97→; → J306886; Trommelbremse; <input type="checkbox"/>	1	24.3727-0440.2 580440	L= 987
A 140 A 160 CDI	60 55	01/01→08/04 02/01→08/04		J306887→; Trommelbremse; <input type="checkbox"/>	1	24.3727-0400.2 580400	L= 987
				→ J306886; Scheiben/Trommel; <input type="checkbox"/>		24.3727-0421.2 580421	L= 1.062
				J306887→; Scheiben/Trommel; <input type="checkbox"/>		24.3727-0422.2 580422	L= 739
				→ J306886; Scheiben/Trommel; <input type="checkbox"/>		24.3727-0422.2 580422	L= 739
				J306887→; Scheiben/Trommel; <input type="checkbox"/>		24.3727-0439.2 580439	L= 1.056
				→ J306886; Trommelbremse; <input type="checkbox"/>	1	24.3727-0440.2 580440	L= 987
A 160	75	07/97→08/04		J306887→; für verkürzten Radstand; Baumuster: 168.033; Trommelbremse; <input type="checkbox"/>	1	24.3727-0400.2 580400	L= 987
				09/97→; → J306886; für verkürzten Radstand; Baumuster: 168.033; Scheiben/Trommel; <input type="checkbox"/>		24.3727-0421.2 580421	L= 1.062
				J306887→; für verkürzten Radstand; Baumuster: 168.033; Scheiben/Trommel; <input type="checkbox"/>		24.3727-0422.2 580422	L= 739
				09/97→; → J306886; für verkürzten Radstand; Baumuster: 168.033; Scheiben/Trommel; <input type="checkbox"/>		24.3727-0422.2 580422	L= 739
				09/97→; für verlängerten Radstand; Baumuster: 168.133; Scheibenbremse; <input type="checkbox"/>		24.3727-0427.2 580427	L= 685
				09/97→; für verlängerten Radstand; Baumuster: 168.133; Scheibenbremse; <input type="checkbox"/>		24.3727-0428.2 580428	L= 1.038
				09/97→; für verlängerten Radstand; Baumuster: 168.133; Scheibenbremse; <input type="checkbox"/>	1	24.3727-0431.2 580431	L= 1.170
				J306887→; für verkürzten Radstand; Baumuster: 168.033; Scheiben/Trommel; <input type="checkbox"/>		24.3727-0439.2 580439	L= 1.056
				09/97→; → J306886; für verkürzten Radstand; Baumuster: 168.033; Trommelbremse; <input type="checkbox"/>	1	24.3727-0440.2 580440	L= 987
A 160 CDI	44	07/98→02/01		J306887→; → 01/01; Trommelbremse; <input type="checkbox"/>	1	24.3727-0400.2 580400	L= 987
				08/98→; → J306886; Scheiben/Trommel; <input type="checkbox"/>		24.3727-0421.2 580421	L= 1.062
				08/98→; → J306886; Scheiben/Trommel; <input type="checkbox"/>		24.3727-0422.2 580422	L= 739
				J306887→; → 01/01; Scheiben/Trommel; <input type="checkbox"/>		24.3727-0422.2 580422	L= 739
				J306887→; → 01/01; Scheiben/Trommel; <input type="checkbox"/>		24.3727-0439.2 580439	L= 1.056
				08/98→; → J306886; Trommelbremse; <input type="checkbox"/>	1	24.3727-0440.2 580440	L= 987
A 170 CDI	66	07/98→02/01		J306887→; → 01/01; Trommelbremse; <input type="checkbox"/>	1	24.3727-0400.2 580400	L= 987
				→ J306886; Scheiben/Trommel; <input type="checkbox"/>		24.3727-0421.2 580421	L= 1.062
				J306887→; → 01/01; Scheiben/Trommel; <input type="checkbox"/>		24.3727-0422.2 580422	L= 739
				→ J306886; Scheiben/Trommel; <input type="checkbox"/>		24.3727-0422.2 580422	L= 739
				J306887→; → 01/01; Scheiben/Trommel; <input type="checkbox"/>		24.3727-0439.2 580439	L= 1.056
				→ J306886; Trommelbremse; <input type="checkbox"/>	1	24.3727-0440.2 580440	L= 987
A 170 CDI	70	02/01→08/04		J306887→; für verkürzten Radstand; Baumuster: 168.009; Trommelbremse; <input type="checkbox"/>	1	24.3727-0400.2 580400	L= 987
				→ J306886; für verkürzten Radstand; Baumuster: 168.009; Scheiben/Trommel; <input type="checkbox"/>		24.3727-0421.2 580421	L= 1.062
				→ J306886; für verkürzten Radstand; Baumuster: 168.009; Scheiben/Trommel; <input type="checkbox"/>		24.3727-0422.2 580422	L= 739
				J306887→; für verkürzten Radstand; Baumuster: 168.009; Scheiben/Trommel; <input type="checkbox"/>		24.3727-0422.2 580422	L= 739































	kw					! #		
MERCEDES-BENZ - A-KLASSE (W168) 07/97→08/05								
 Seilzug, Feststellbremse								
A 170 CDI	70	02/01→08/04		für verlängerten Radstand; Baumuster: 168.109; Scheibenbremse; ☐		24.3727-0427.2	580427	L= 685
				für verlängerten Radstand; Baumuster: 168.109; Scheibenbremse; ☐		24.3727-0428.2	580428	L= 1.038
			1	für verlängerten Radstand; Baumuster: 168.109; Scheibenbremse; ⬆	24.3727-0431.2	580431	L= 1.170	
				J306887→; für verkürzten Radstand; Baumuster: 168.009; Scheiben/Trommel; ☐	24.3727-0439.2	580439	L= 1.056	
			1	→ J306886; für verkürzten Radstand; Baumuster: 168.009; Trommelbremse; ⬆	24.3727-0440.2	580440	L= 987	
A 190	92	03/99→08/04	1	J306887→; Scheibenbremse; ⬆	24.3727-0400.2	580400	L= 987	
			1	J306887→; für verkürzten Radstand; Baumuster: 168.032; Trommelbremse; ⬆	24.3727-0400.2	580400	L= 987	
				05/99→; → J306886; für verkürzten Radstand; Baumuster: 168.032; Scheiben/Trommel; ☐	24.3727-0421.2	580421	L= 1.062	
				05/99→; → J306886; für verkürzten Radstand; Baumuster: 168.032; Scheiben/Trommel; ☐	24.3727-0422.2	580422	L= 739	
				J306887→; für verkürzten Radstand; Baumuster: 168.032; Scheiben/Trommel; ☐	24.3727-0422.2	580422	L= 739	
				05/99→; für verlängerten Radstand; Baumuster: 168.132; Scheibenbremse; ☐	24.3727-0427.2	580427	L= 685	
				05/99→; → J306886; Scheibenbremse; ☐	24.3727-0427.2	580427	L= 685	
				J306887→; Scheibenbremse; ☐	24.3727-0427.2	580427	L= 685	
				J306887→; Scheibenbremse; ☐	24.3727-0428.2	580428	L= 1.038	
				05/99→; für verlängerten Radstand; Baumuster: 168.132; Scheibenbremse; ☐	24.3727-0428.2	580428	L= 1.038	
			1	05/99→; für verlängerten Radstand; Baumuster: 168.132; Scheibenbremse; ⬆	24.3727-0431.2	580431	L= 1.170	
				J306887→; für verkürzten Radstand; Baumuster: 168.032; Scheiben/Trommel; ☐	24.3727-0439.2	580439	L= 1.056	
			1	05/99→; → J306886; für verkürzten Radstand; Baumuster: 168.032; Trommelbremse; ⬆	24.3727-0440.2	580440	L= 987	
			1	05/99→; → J306886; Scheibenbremse; ⬆	24.3727-0440.2	580440	L= 987	
A 210	103	12/01→08/04	1	für verkürzten Radstand; Baumuster: 168.035; Scheibenbremse; ⬆	24.3727-0400.2	580400	L= 987	
				für verkürzten Radstand; Baumuster: 168.035; Scheibenbremse; ☐	24.3727-0427.2	580427	L= 685	
				für verlängerten Radstand; Baumuster: 168.135; Scheibenbremse; ☐	24.3727-0427.2	580427	L= 685	
				für verkürzten Radstand; Baumuster: 168.035; Scheibenbremse; ☐	24.3727-0428.2	580428	L= 1.038	
				für verlängerten Radstand; Baumuster: 168.135; Scheibenbremse; ☐	24.3727-0428.2	580428	L= 1.038	
			1	für verlängerten Radstand; Baumuster: 168.135; Scheibenbremse; ⬆	24.3727-0431.2	580431	L= 1.170	
MERCEDES-BENZ - A-KLASSE (W169) 04/04→06/12								
 Bremsbackensatz, Feststellbremse								
A 150 →	70	09/04→06/12	➡	→ 05/12		03.0137-0170.2	650170	Ø 164 x 20 + Zub












	kw			 	! #		
MERCEDES-BENZ - A-KLASSE (W169) 04/04→06/12							
 Bremsbackensatz, Feststellbremse							
A 160	70	04/09→06/12	➡	→ 05/12		03.0137-0170.2 650170	Ø 164 x 20 + Zub
A 160 CDI	60	09/04→06/12					
A 170	85	09/04→06/12					
A 180	85	04/09→06/12					
A 180 CDI	80	09/04→06/12					
A 200	100	09/04→06/12					
A 200 CDI	100 -	09/04→06/12					
	103						
A 200 TURBO	142	09/05→06/12					
E-CELL	50	12/10→06/12					
Zubehörsatz, Feststellbremsbacken							
A 150	70	09/04→06/12	➡	→ 05/12		03.0137-9703.2 669703	
A 160	70	04/09→06/12					
A 160 CDI	60	09/04→06/12				03.0137-9704.2 669704	
A 170	85	09/04→06/12					
A 180	85	04/09→06/12					
A 180 CDI	80	09/04→06/12					
A 200	100	09/04→06/12					
A 200 CDI	100 -	09/04→06/12					
	103						
A 200 TURBO	142	09/05→06/12					
E-CELL	50	12/10→06/12					
 Seilzug, Feststellbremse							
A 150	70	09/04→06/12		→ 05/12; Scheibenbremse; <input type="checkbox"/>		24.3727-0451.2 580451	L= 1.215
A 160	70	04/09→06/12		→ 05/12; Scheibenbremse; <input type="checkbox"/>		24.3727-0452.2 580452	L= 587
A 160 CDI	60	09/04→06/12					
A 170	85	09/04→06/12		→ 05/12; Scheibenbremse; <input checked="" type="checkbox"/>	1	24.3727-0485.2 580485	L= 1.130
A 180	85	04/09→06/12					
A 180 CDI	80	09/04→06/12					
A 200	100	09/04→06/12					
A 200 CDI	100 -	09/04→06/12					
	103						
A 200 TURBO	142	09/05→06/12					
E-CELL	50	12/10→06/12					
MERCEDES-BENZ - B-KLASSE Sports Tourer (W245) 03/05→11/11							
 Bremsbackensatz, Feststellbremse							
B 150	70	03/05→11/11	➡	→ 04/11		03.0137-0170.2 650170	Ø 164 x 20 + Zub
B 160	70	04/09→11/11					
B 170	85	03/05→11/11					
B 180	85	04/09→11/11					
B 180 CDI	80	03/05→11/11					
B 200	100	03/05→11/11					
B 200 CDI	100 -	03/05→11/11					
	103						
B 200 TURBO	142	03/05→11/11					
B 170 NGT	85	04/08→11/11	➡	→ 04/09		03.0137-0170.2 650170	Ø 164 x 20 + Zub
B 180 NGT	85	04/08→11/11	➡	04/09→ 04/11		03.0137-0170.2 650170	Ø 164 x 20 + Zub
Zubehörsatz, Feststellbremsbacken							
B 150	70	03/05→11/11	➡	→ 04/11		03.0137-9703.2 669703	
B 160	70	04/09→11/11					
B 170	85	03/05→11/11				03.0137-9704.2 669704	
B 180	85	04/09→11/11					
B 180 CDI	80	03/05→11/11					
B 200	100	03/05→11/11					
B 200 CDI	100 -	03/05→11/11					
	103						
B 200 TURBO	142	03/05→11/11					
B 170 NGT	85	04/08→11/11	➡	→ 04/09		03.0137-9703.2 669703	
						03.0137-9704.2 669704	
B 180 NGT	85	04/08→11/11	➡	04/09→ 04/11		03.0137-9703.2 669703	
						03.0137-9704.2 669704	
 Seilzug, Feststellbremse							
B 150	70	03/05→11/11		→ 04/11; Scheibenbremse; <input type="checkbox"/>		24.3727-0451.2 580451	L= 1.215
B 160	70	04/09→11/11		→ 04/11; Scheibenbremse; <input type="checkbox"/>		24.3727-0452.2 580452	L= 587
B 170	85	03/05→11/11					
B 180	85	04/09→11/11					
B 180 CDI	80	03/05→11/11					
B 200	100	03/05→11/11					
B 200 CDI	100 -	03/05→11/11					
	103						
B 200 TURBO	142	03/05→11/11					
B 170 NGT	85	04/08→11/11		→ 04/09; Scheibenbremse; <input type="checkbox"/>		24.3727-0451.2 580451	L= 1.215
→							


























	kW					! #		
MERCEDES-BENZ - B-KLASSE Sports Tourer (W245) 03/05→11/11								
 Seilzug, Feststellbremse								
B 170 NGT	85	04/08→11/11			→ 04/09; Scheibenbremse; <input type="checkbox"/>		24.3727-0452.2 580452	L= 587
B 180 NGT	85	04/08→11/11			04/09→ 04/11; Scheibenbremse; <input type="checkbox"/>		24.3727-0451.2 580451	L= 1.215
					04/09→ 04/11; Scheibenbremse; <input type="checkbox"/>		24.3727-0452.2 580452	L= 587
MERCEDES-BENZ - CITAN Kasten/Großraumlimousine (W415) 11/12→08/21								
 Radbremszylinder								
108 CDI 109 CDI 111 CDI 112	55 66 81 84	11/12→08/21 11/12→08/21 06/13→08/21 06/13→08/21	➔		Felgenreöße [Zoll]: 14		24.3222-1729.3 020526	ALU
108 CDI 109 CDI 111 CDI	59 70 85	05/19→08/21 05/19→08/21 05/19→08/21	➔				24.3222-1729.3 020526	ALU
Zubehörsatz, Bremsbacken								
108 CDI 109 CDI 111 CDI 112	55 - 59 66 - 70 81 - 85 84	11/12→08/21 11/12→08/21 06/13→08/21 06/13→08/21	➔				03.0137-9228.2 669228	BDX
 Bremsbackensatz								
108 CDI 109 CDI 111 CDI 112	55 - 59 66 - 70 81 - 85 84	11/12→08/21 11/12→08/21 06/13→08/21 06/13→08/21	➔		Felgenreöße [Zoll]: 14		03.0137-0496.2 650496 03.0520-7222.3 697222	BDX Ø 228 x 42 + HEB Ø 228 x 42 + RZ / + Zub TopKit
MERCEDES-BENZ - CITAN Mixto (Double Cabin) (W415) 11/12→08/21								
 Radbremszylinder								
109 CDI 111 CDI	66 81	11/12→08/21 06/13→08/21	➔		Felgenreöße [Zoll]: 14		24.3222-1729.3 020526	ALU
Zubehörsatz, Bremsbacken								
109 CDI 111 CDI	66 81	11/12→08/21 06/13→08/21	➔				03.0137-9228.2 669228	BDX
 Bremsbackensatz								
109 CDI 111 CDI	66 81	11/12→08/21 06/13→08/21	➔		Felgenreöße [Zoll]: 14		03.0137-0496.2 650496 03.0520-7222.3 697222	BDX Ø 228 x 42 + HEB Ø 228 x 42 + RZ / + Zub TopKit
MERCEDES-BENZ - CITAN Tourer (W415) 11/12→08/21								
 Radbremszylinder								
108 CDI 109 CDI 111 CDI 112	55 66 81 84	11/12→08/21 11/12→08/21 06/13→08/21 06/13→08/21	➔		Felgenreöße [Zoll]: 14	2	24.3222-1729.3 020526	ALU
108 CDI 109 CDI 111 CDI	59 70 85	02/19→08/21 02/19→08/21 02/19→08/21	➔			2	24.3222-1729.3 020526	ALU
Zubehörsatz, Bremsbacken								
108 CDI 109 CDI 111 CDI 112	55 - 59 66 - 70 81 - 85 84	11/12→08/21 11/12→08/21 06/13→08/21 06/13→08/21	➔				03.0137-9228.2 669228	BDX
 Bremsbackensatz								
108 CDI 109 CDI 111 CDI 112	55 - 59 66 - 70 81 - 85 84	11/12→08/21 11/12→08/21 06/13→08/21 06/13→08/21	➔		Felgenreöße [Zoll]: 14		03.0137-0496.2 650496 03.0520-7222.3 697222	BDX Ø 228 x 42 + HEB Ø 228 x 42 + RZ / + Zub TopKit

























	kw			 	! #		
MERCEDES-BENZ - C-KLASSE (W202) 03/93→05/00							
 Bremsbackensatz, Feststellbremse							
C 180	89 - 90	03/93→05/00	➔			03.0137-0170.2 650170	Ø 164 x 20 + Zub
C 200	100	01/94→05/00					
C 200 CDI	75	03/98→05/00					
C 200 D	55 - 65	03/93→05/00					
C 200 Kompressor	132 - 141	10/95→05/00					
C 220 CDI	92	09/97→05/00					
C 220 D	55 - 70	08/93→05/00					
C 230 Kompressor	142	10/95→05/00					
C 240	125	06/97→05/00					
C 250 Turbo-D	110	10/95→05/00					
C 280	145	06/97→05/00					
C 220	110	03/93→05/00	➔	→ 08/96		03.0137-0170.2 650170	Ø 164 x 20 + Zub
C 230	110	06/96→06/97	➔	07/96→		03.0137-0170.2 650170	Ø 164 x 20 + Zub
C 250 D	83	05/93→05/00	➔	06/93→ 08/95		03.0137-0170.2 650170	Ø 164 x 20 + Zub
C 280	142	05/93→05/00	➔	06/93→		03.0137-0170.2 650170	Ø 164 x 20 + Zub
C 36 AMG	206	05/94→05/00	➔	→ 08/97		03.0137-0170.2 650170	Ø 164 x 20 + Zub
C 43 AMG	225	08/97→05/00	➔	09/97→		03.0137-0170.2 650170	Ø 164 x 20 + Zub
Zubehörsatz, Feststellbremsbacken							
C 180	89 - 90	03/93→05/00	➔			03.0137-9703.2 669703	
C 200	100	01/94→05/00				03.0137-9704.2 669704	
C 200 CDI	75	03/98→05/00					
C 200 D	55 - 65	03/93→05/00					
C 200 Kompressor	132 - 141	10/95→05/00					
C 220 CDI	92	09/97→05/00					
C 220 D	55 - 70	08/93→05/00					
C 230 Kompressor	142	10/95→05/00					
C 240	125	06/97→05/00					
C 250 Turbo-D	110	10/95→05/00					
C 280	145	06/97→05/00					
C 220	110	03/93→05/00	➔	→ 08/96		03.0137-9703.2 669703	
						03.0137-9704.2 669704	
C 230	110	06/96→06/97	➔	07/96→		03.0137-9703.2 669703	
						03.0137-9704.2 669704	
C 250 D	83	05/93→05/00	➔	06/93→ 08/95		03.0137-9703.2 669703	
						03.0137-9704.2 669704	
C 280	142	05/93→05/00	➔	06/93→		03.0137-9703.2 669703	
						03.0137-9704.2 669704	
C 36 AMG	206	05/94→05/00	➔	→ 08/97		03.0137-9703.2 669703	
						03.0137-9704.2 669704	
C 43 AMG	225	08/97→05/00	➔	09/97→		03.0137-9703.2 669703	
						03.0137-9704.2 669704	
 Seilzug, Feststellbremse							
C 180	89 - 90	03/93→05/00		Scheibenbremse; <input type="checkbox"/>		24.3727-0418.2 580418	L= 960
C 200	100	01/94→05/00		Scheibenbremse; <input type="checkbox"/>		24.3727-0419.2 580419	L= 925
C 200 CDI	75	03/98→05/00		für Linkslenker; Scheibenbremse; <input type="checkbox"/>	1	24.3727-0423.2 580423	L= 2.554
C 200 D	55 - 65	03/93→05/00					
C 200 Kompressor	132 - 141	10/95→05/00					
C 220 CDI	92	09/97→05/00					
C 220 D	55 - 70	08/93→05/00					
C 230 Kompressor	142	10/95→05/00					
C 240	125	06/97→05/00					
C 280	145	06/97→05/00					
C 220	110	03/93→05/00		→ 08/96; Scheibenbremse; <input type="checkbox"/>		24.3727-0418.2 580418	L= 960
				→ 08/96; Scheibenbremse; <input type="checkbox"/>		24.3727-0419.2 580419	L= 925
				→ 08/96; für Linkslenker; Scheibenbremse; <input type="checkbox"/>	1	24.3727-0423.2 580423	L= 2.554
C 230	110	06/96→06/97		07/96→; Scheibenbremse; <input type="checkbox"/>		24.3727-0418.2 580418	L= 960
				07/96→; Scheibenbremse; <input type="checkbox"/>		24.3727-0419.2 580419	L= 925
➔							











	kw					! #		
MERCEDES-BENZ - C-KLASSE (W202) 03/93→05/00								
 Seilzug, Feststellbremse								
C 230	110	06/96→06/97		07/96→; für Linkslenker; Scheibenbremse; 	1	24.3727-0423.2	580423	L= 2.554
C 250 D	83	05/93→05/00		06/93→ 08/95; Scheibenbremse; 		24.3727-0418.2	580418	L= 960
				06/93→ 08/95; Scheibenbremse; 		24.3727-0419.2	580419	L= 925
			1	06/93→ 08/95; für Linkslenker; Scheibenbremse; 	1	24.3727-0423.2	580423	L= 2.554
C 250 Turbo-D	110	10/95→05/00		für Linkslenker; Scheibenbremse; 		24.3727-0418.2	580418	L= 960
				für Rechtslenker; Scheibenbremse; 		24.3727-0418.2	580418	L= 960
				für Rechtslenker; Scheibenbremse; 		24.3727-0419.2	580419	L= 925
				für Linkslenker; Scheibenbremse; 		24.3727-0419.2	580419	L= 925
			1	für Linkslenker; Scheibenbremse; 	1	24.3727-0423.2	580423	L= 2.554
C 280	142	05/93→05/00		06/93→; Scheibenbremse; 		24.3727-0418.2	580418	L= 960
				06/93→; Scheibenbremse; 		24.3727-0419.2	580419	L= 925
			1	06/93→; für Linkslenker; Scheibenbremse; 	1	24.3727-0423.2	580423	L= 2.554
C 36 AMG	206	05/94→05/00		→ 08/97; Scheibenbremse; 		24.3727-0418.2	580418	L= 960
				→ 08/97; Scheibenbremse; 		24.3727-0419.2	580419	L= 925
			1	→ 08/97; für Linkslenker; Scheibenbremse; 	1	24.3727-0423.2	580423	L= 2.554
C 43 AMG	225	08/97→05/00		09/97→; Scheibenbremse; 		24.3727-0418.2	580418	L= 960
				09/97→; Scheibenbremse; 		24.3727-0419.2	580419	L= 925
			1	09/97→; für Linkslenker; Scheibenbremse; 	1	24.3727-0423.2	580423	L= 2.554
MERCEDES-BENZ - C-KLASSE (W203) 05/00→12/07								
 Bremsbackensatz, Feststellbremse								
C 180	95	10/00→05/02	➔			03.0137-4013.2	654013	Ø 164 x 20 + Zub
C 180 Kompressor	105	05/02→02/07						
C 200 CDI	75 - 90	09/00→02/07						
C 200 CGI Kompressor	125	07/03→02/07						
C 200 Kompressor	120	05/02→02/07						
C 220 CDI	100 - 105	05/00→02/07						
C 230 Kompressor	141	02/04→02/07						
C 240	125	05/00→02/07						
C 240 4-matic	125	07/02→02/07						
C 270 CDI	120 - 125	12/00→02/07						
C 30 CDI AMG	170	01/03→02/07						
C 320	160	05/00→02/07						
C 320 4-matic	160	07/02→02/07						
C 55 AMG	270	02/04→02/07						
C 200 Kompressor	120	05/00→06/02	➔	→ 05/02		03.0137-4013.2	654013	Ø 164 x 20 + Zub
C 220 CDI	110	02/03→02/07	➔	02/04→		03.0137-4013.2	654013	Ø 164 x 20 + Zub
C 230	150	01/05→02/07	➔	06/05→		03.0137-4013.2	654013	Ø 164 x 20 + Zub
C 280	170	01/05→02/07						
C 280 4-matic	170	01/05→02/07						
C 350	200	01/05→02/07						
C 350 4-matic	200	01/05→02/07						
C 320 CDI	165	01/05→02/07	➔	02/05→		03.0137-4013.2	654013	Ø 164 x 20 + Zub
C 32 AMG Kompressor	260	02/01→02/07	➔	03/01→		03.0137-4013.2	654013	Ø 164 x 20 + Zub
Zubehörsatz, Feststellbremsbacken								
C 180	95	10/00→05/02				03.0137-9248.2	669248	
C 180 Kompressor	105	05/02→02/07	➔			03.0137-9703.2	669703	
C 200 CDI	75 - 90	09/00→02/07				03.0137-9704.2	669704	
C 200 CGI Kompressor	125	07/03→02/07						
C 200 Kompressor	120	05/02→02/07						
C 220 CDI	100 - 105	05/00→02/07						
C 230 Kompressor	141	02/04→02/07						
C 240	125	05/00→02/07						
C 240 4-matic	125	07/02→02/07						
C 270 CDI	120 - 125	12/00→02/07						
C 30 CDI AMG	170	01/03→02/07						
C 320	160	05/00→02/07						
C 320 4-matic	160	07/02→02/07						
C 55 AMG	270	02/04→02/07						
C 200 Kompressor	120	05/00→06/02		→ 05/02		03.0137-9248.2	669248	
➔								























	kW			 	! #		
MERCEDES-BENZ - C-KLASSE (W203) 05/00→12/07							
Zubehörsatz, Feststellbremsbacken							
C 200 Kompressor	120	05/00→06/02	➔	→ 05/02		03.0137-9703.2 669703 03.0137-9704.2 669704	
C 220 CDI	110	02/03→02/07		02/04→		03.0137-9248.2 669248	
			➔	02/04→		03.0137-9703.2 669703 03.0137-9704.2 669704	
C 230	150	01/05→02/07		06/05→		03.0137-9248.2 669248	
C 280	170	01/05→02/07					
C 280 4-matic	170	01/05→02/07	➔	06/05→		03.0137-9703.2 669703	
C 350	200	01/05→02/07				03.0137-9704.2 669704	
C 350 4-matic	200	01/05→02/07					
C 320 CDI	165	01/05→02/07		02/05→		03.0137-9248.2 669248	
			➔	02/05→		03.0137-9703.2 669703 03.0137-9704.2 669704	
C 32 AMG Kompressor	260	02/01→02/07		03/01→		03.0137-9248.2 669248	
			➔	03/01→		03.0137-9703.2 669703 03.0137-9704.2 669704	
 Seilzug, Feststellbremse							
C 180	95	10/00→05/02		für Linkslenker; Scheibenbremse; 	1	24.3727-0429.2 580429	L= 2.735
C 180 Kompressor	105	05/02→02/07		Scheibenbremse; 		24.3727-0430.2 580430	L= 925
C 200 CDI	75 - 90	09/00→02/07		Scheibenbremse; 		24.3727-0436.2 580436	L= 900
C 200 CGI Kompressor	125	07/03→02/07					
C 200 Kompressor	120	05/02→02/07					
C 220 CDI	100 - 105	05/00→02/07					
C 230 Kompressor	141	02/04→02/07					
C 240	125	05/00→02/07					
C 240 4-matic	125	07/02→02/07					
C 270 CDI	120 - 125	12/00→02/07					
C 30 CDI AMG	170	01/03→02/07					
C 320	160	05/00→02/07					
C 320 4-matic	160	07/02→02/07					
C 55 AMG	270	02/04→02/07					
C 200 Kompressor	120	05/00→06/02		→ 05/02; für Linkslenker; Scheibenbremse; 	1	24.3727-0429.2 580429	L= 2.735
				→ 05/02; Scheibenbremse; 		24.3727-0430.2 580430	L= 925
				→ 05/02; Scheibenbremse; 		24.3727-0436.2 580436	L= 900
C 220 CDI	110	02/03→02/07		02/04→; für Linkslenker; Scheibenbremse; 	1	24.3727-0429.2 580429	L= 2.735
				02/04→; Scheibenbremse; 		24.3727-0430.2 580430	L= 925
				02/04→; Scheibenbremse; 		24.3727-0436.2 580436	L= 900
C 230	150	01/05→02/07		06/05→; für Linkslenker; Scheibenbremse; 	1	24.3727-0429.2 580429	L= 2.735
C 280	170	01/05→02/07					
C 350	200	01/05→02/07		06/05→; Scheibenbremse; 		24.3727-0430.2 580430	L= 925
C 350 4-matic	200	01/05→02/07		06/05→; Scheibenbremse; 		24.3727-0436.2 580436	L= 900
C 280 4-matic	170	01/05→02/07		06/05→; für Linkslenker; Scheibenbremse; 	1	24.3727-0429.2 580429	L= 2.735
				06/05→; für Linkslenker; Scheibenbremse; 		24.3727-0430.2 580430	L= 925
				06/05→; für Linkslenker; Scheibenbremse; 		24.3727-0436.2 580436	L= 900
C 320 CDI	165	01/05→02/07		02/05→; für Linkslenker; Scheibenbremse; 	1	24.3727-0429.2 580429	L= 2.735
				02/05→; Scheibenbremse; 		24.3727-0430.2 580430	L= 925
				02/05→; Scheibenbremse; 		24.3727-0436.2 580436	L= 900
C 32 AMG Kompressor	260	02/01→02/07		03/01→; für Linkslenker; Scheibenbremse; 	1	24.3727-0429.2 580429	L= 2.735
				03/01→; Scheibenbremse; 		24.3727-0430.2 580430	L= 925
				03/01→; Scheibenbremse; 		24.3727-0436.2 580436	L= 900
MERCEDES-BENZ - C-KLASSE (W204) 01/07→01/15							
 Bremsbackensatz, Feststellbremse							
C 180 CDI	88	04/10→03/14	➔			03.0137-4005.2 654005	Ø 164 x 25 + Zub
C 180 Kompressor	115	01/08→01/14					
C 200	137	05/11→01/14					
C 200 CDI	100	11/09→03/14					
C 220 CDI	120 - 125	10/08→01/14					
C 220 CDI 4-matic	125	02/13→01/14					










	kW			 	! #		
MERCEDES-BENZ - C-KLASSE (W204) 01/07→01/15							
 Bremsbackensatz, Feststellbremse							
C 230 4-matic C 250 CDI 4-matic C 250 CGI C 280 4-matic C 300 C 300 4-matic C 300 CDI 4-matic C 320 CDI 4-matic C 350 C 350 4-matic C 350 CDI C 350 CDI 4-matic C 350 CGI C 63 AMG C 63 AMG DR 520	150 150 150 170 170 - 185 185 170 165 225 200 - 225 165 - 195 165 - 170 215 336 - 373 383	07/07→01/14 01/11→01/14 07/09→01/14 07/07→01/14 07/09→01/14 02/11→01/14 01/11→01/14 07/07→01/14 01/11→01/14 07/07→01/14 07/09→01/14 07/09→01/14 09/08→01/14 02/08→01/14 07/10→01/14	➔			03.0137-4005.2 654005	Ø 164 x 25 + Zub
C 180 CGI C 200 CGI C 300 4-matic	115 135 170	01/07→01/14 01/07→01/14 07/07→01/14	➔	04/09→		03.0137-4005.2 654005	Ø 164 x 25 + Zub
C 180 Kompressor C 200 CDI C 200 Kompressor C 220 CDI C 230 C 280 C 320 CDI C 350	115 100 135 120 - 125 150 170 165 200	01/07→01/14 01/07→12/09 01/07→01/14 01/07→11/08 01/07→01/14 01/07→01/14 01/07→01/14 01/07→01/14	➔	03/07→		03.0137-4005.2 654005	Ø 164 x 25 + Zub
C 250 CDI	150	08/08→01/14	➔	10/08→		03.0137-4005.2 654005	Ø 164 x 25 + Zub
Zubehörsatz, Feststellbremsbacken							
C 180 CDI C 180 Kompressor C 200 C 200 CDI C 220 CDI C 220 CDI 4-matic C 230 4-matic C 250 CDI 4-matic C 250 CGI C 280 4-matic C 300 C 300 4-matic C 300 CDI 4-matic C 320 CDI 4-matic C 350 C 350 4-matic C 350 CDI C 350 CDI 4-matic C 350 CGI C 63 AMG C 63 AMG DR 520	88 115 137 100 120 - 125 125 150 150 150 170 170 - 185 185 170 165 225 200 - 225 165 - 195 165 - 170 215 336 - 373 383	04/10→03/14 01/08→01/14 05/11→01/14 11/09→03/14 10/08→01/14 02/13→01/14 07/07→01/14 01/11→01/14 07/09→01/14 07/07→01/14 07/09→01/14 02/11→01/14 01/11→01/14 07/07→01/14 01/11→01/14 07/07→01/14 07/09→01/14 07/09→01/14 09/08→01/14 02/08→01/14 07/10→01/14	➔			03.0137-9703.2 669703 03.0137-9704.2 669704	
C 180 CGI C 200 CGI C 300 4-matic	115 135 170	01/07→01/14 01/07→01/14 07/07→01/14	➔	04/09→		03.0137-9703.2 669703 03.0137-9704.2 669704	
C 180 Kompressor C 200 CDI C 200 Kompressor C 220 CDI C 230 C 280 C 320 CDI C 350	115 100 135 120 - 125 150 170 165 200	01/07→01/14 01/07→12/09 01/07→01/14 01/07→11/08 01/07→01/14 01/07→01/14 01/07→01/14 01/07→01/14	➔	03/07→		03.0137-9703.2 669703 03.0137-9704.2 669704	
C 250 CDI	150	08/08→01/14	➔	10/08→		03.0137-9703.2 669703 03.0137-9704.2 669704	
 Seilzug, Feststellbremse							
C 180 CDI C 180 Kompressor C 200	88 115 137	04/10→03/14 01/08→01/14 05/11→01/14		für Linkslenker; Scheibenbremse; 	1	24.3727-0465.2 580465	L= 2.057
				Scheibenbremse; 	2	24.3727-0467.2 580467	L= 728






































	kW			 	! #		
MERCEDES-BENZ - C-KLASSE (W204) 01/07→01/15							
 Seilzug, Feststellbremse							
C 200 CDI C 220 CDI	100 120 - 125	11/09→03/14 10/08→01/14		Scheibenbremse; 	1	24.3727-0470.2 580470	L= 1.152
C 220 CDI 4-matic	125	02/13→01/14					
C 230 4-matic	150	07/07→01/14					
C 250 CDI 4-matic	150	01/11→01/14					
C 250 CGI	150	07/09→01/14					
C 280 4-matic	170	07/07→01/14					
C 300	170 - 185	07/09→01/14					
C 300 4-matic	185	02/11→01/14					
C 300 CDI 4-matic	170	01/11→01/14					
C 320 CDI 4-matic	165	07/07→01/14					
C 350	225	01/11→01/14					
C 350 4-matic	200 - 225	07/07→01/14					
C 350 CDI	165 - 195	07/09→01/14					
C 350 CDI 4-matic	165 - 170	07/09→01/14					
C 350 CGI	215	09/08→01/14					
C 63 AMG	336 - 373	02/08→01/14					
C 63 AMG DR 520	383	07/10→01/14					
C 180 CGI	115	01/07→01/14		04/09→; für Linkslenker; Scheibenbremse; 	1	24.3727-0465.2 580465	L= 2.057
C 200 CGI	135	01/07→01/14					
C 300 4-matic	170	07/07→01/14		04/09→; Scheibenbremse; 	2	24.3727-0467.2 580467	L= 728
				04/09→; Scheibenbremse; 	1	24.3727-0470.2 580470	L= 1.152
C 180 Kompressor	115	01/07→01/14		03/07→; für Linkslenker; Scheibenbremse; 	1	24.3727-0465.2 580465	L= 2.057
C 200 CDI	100	01/07→12/09					
C 200 Kompressor	135	01/07→01/14		03/07→; Scheibenbremse; 	2	24.3727-0467.2 580467	L= 728
C 220 CDI	120 - 125	01/07→11/08		03/07→; Scheibenbremse; 	1	24.3727-0470.2 580470	L= 1.152
C 230	150	01/07→01/14					
C 280	170	01/07→01/14					
C 320 CDI	165	01/07→01/14					
C 350	200	01/07→01/14					
C 250 CDI	150	08/08→01/14		10/08→; für Linkslenker; Scheibenbremse; 	1	24.3727-0465.2 580465	L= 2.057
				10/08→; Scheibenbremse; 	2	24.3727-0467.2 580467	L= 728
				10/08→; Scheibenbremse; 	1	24.3727-0470.2 580470	L= 1.152
MERCEDES-BENZ - C-KLASSE Coupe (C204) 01/11→							
 Bremsbackensatz, Feststellbremse							
C 180 C 200 CGI C 220 CDI	115 135 120 - 125	06/11→ 06/11→ 06/11→	➔			03.0137-4005.2 654005	Ø 164 x 25 + Zub
C 250 C 250 CDI C 350 C 350 4-matic C 63 AMG	150 150 225 225 336 - 373	06/11→ 06/11→ 06/11→ 09/13→ 06/11→					
C 63 AMG	380	01/12→	➔			03.0137-4007.2 654007	Ø 180 x 25 - HEB / + Zub
Zubehörsatz, Feststellbremsbacken							
C 180 C 200 CGI C 220 CDI	115 135 120 - 125	06/11→ 06/11→ 06/11→	➔			03.0137-9703.2 669703 03.0137-9704.2 669704	
C 250 C 250 CDI C 350 C 350 4-matic C 63 AMG	150 150 225 225 336 - 373	06/11→ 06/11→ 06/11→ 09/13→ 06/11→					
 Seilzug, Feststellbremse							
C 180 C 200 CGI C 220 CDI	115 135 120 - 125	06/11→ 06/11→ 06/11→		für Linkslenker; Scheibenbremse; 	1	24.3727-0465.2 580465	L= 2.057
				für Linkslenker; Scheibenbremse; 	2	24.3727-0467.2 580467	L= 728
				für Rechtslenker; 	2	24.3727-0467.2 580467	L= 728
C 250 C 250 CDI	150 150	06/11→ 06/11→		für Linkslenker; Scheibenbremse; 	1	24.3727-0470.2 580470	L= 1.152
C 350 C 350 4-matic C 63 AMG	225 225 336 - 373	06/11→ 09/13→ 06/11→		für Rechtslenker; 	1	24.3727-0470.2 580470	L= 1.152
➔							





















	kw					! #		
MERCEDES-BENZ - C-KLASSE Coupe (C204) 01/11→								
 Seilzug, Feststellbremse								
C 63 AMG	380	01/12→			für Linkslenker; Scheibenbremse; 	1	24.3727-0465.2 580465	L= 2.057
					Scheibenbremse; 	1	24.3727-0470.2 580470	L= 1.152
					Scheibenbremse; 	2	24.3727-0478.2 580478	L= 743
MERCEDES-BENZ - C-KLASSE Sportcoupe (CL203) 03/01→06/11								
 Bremsbackensatz, Feststellbremse								
C 160 Kompressor	90	05/02→05/08	➡	04/05→			03.0137-4013.2 654013	Ø 164 x 20 + Zub
C 180	95	03/01→05/02	➡				03.0137-4013.2 654013	Ø 164 x 20 + Zub
C 180 Kompressor	105	05/02→05/08						
C 200 Kompressor	120	03/01→05/08						
C 220	120	05/02→05/08						
C 220 CDI	100 - 110	03/01→05/08						
C 230 Kompressor	141 - 145	03/01→05/08						
C 30 CDI AMG	170	09/02→05/08						
C 320	160	09/02→05/08						
C 200 CDI	90	03/03→05/08	➡	07/03→			03.0137-4013.2 654013	Ø 164 x 20 + Zub
C 200 CGI Kompressor	125	03/03→05/08						
C 230	150	01/05→05/08	➡	06/05→			03.0137-4013.2 654013	Ø 164 x 20 + Zub
C 350	200	01/05→05/08						
Zubehörsatz, Feststellbremsbacken								
C 160 Kompressor	90	05/02→05/08	➡	04/05→			03.0137-9248.2 669248 03.0137-9703.2 669703 03.0137-9704.2 669704	
C 180	95	03/01→05/02	➡				03.0137-9248.2 669248	
C 180 Kompressor	105	05/02→05/08					03.0137-9703.2 669703	
C 200 Kompressor	120	03/01→05/08					03.0137-9704.2 669704	
C 220	120	05/02→05/08						
C 220 CDI	100 - 110	03/01→05/08						
C 230 Kompressor	141 - 145	03/01→05/08						
C 30 CDI AMG	170	09/02→05/08						
C 320	160	09/02→05/08						
C 200 CDI	90	03/03→05/08	➡	07/03→			03.0137-9248.2 669248 03.0137-9703.2 669703 03.0137-9704.2 669704	
C 200 CGI Kompressor	125	03/03→05/08						
C 230	150	01/05→05/08	➡	06/05→			03.0137-9248.2 669248 03.0137-9703.2 669703 03.0137-9704.2 669704	
C 350	200	01/05→05/08						
 Seilzug, Feststellbremse								
C 160 Kompressor	90	05/02→05/08		04/05→; für Linkslenker; Scheibenbremse; 		1	24.3727-0429.2 580429	L= 2.735
				04/05→; Scheibenbremse; 			24.3727-0430.2 580430	L= 925
				04/05→; Scheibenbremse; 			24.3727-0436.2 580436	L= 900
C 180	95	03/01→05/02		für Linkslenker; Scheibenbremse; 		1	24.3727-0429.2 580429	L= 2.735
C 180 Kompressor	105	05/02→05/08					24.3727-0430.2 580430	L= 925
C 200 Kompressor	120	03/01→05/08					24.3727-0436.2 580436	L= 900
C 220	120	05/02→05/08						
C 220 CDI	100 - 110	03/01→05/08						
C 230 Kompressor	141 - 145	03/01→05/08						
C 30 CDI AMG	170	09/02→05/08						
C 320	160	09/02→05/08						
C 200 CDI	90	03/03→05/08		07/03→; für Linkslenker; Scheibenbremse; 		1	24.3727-0429.2 580429	L= 2.735
C 200 CGI Kompressor	125	03/03→05/08		07/03→; Scheibenbremse; 			24.3727-0430.2 580430	L= 925
				07/03→; Scheibenbremse; 			24.3727-0436.2 580436	L= 900
C 230	150	01/05→05/08		06/05→; für Linkslenker; Scheibenbremse; 		1	24.3727-0429.2 580429	L= 2.735
C 350	200	01/05→05/08		06/05→; Scheibenbremse; 			24.3727-0430.2 580430	L= 925
				06/05→; Scheibenbremse; 			24.3727-0436.2 580436	L= 900
MERCEDES-BENZ - C-KLASSE T-Model (S202) 06/96→03/01								
 Bremsbackensatz, Feststellbremse								
C 180 T	90 - 95	06/96→03/01	➡				03.0137-0170.2 650170	Ø 164 x 20 + Zub
C 200 T	100	06/96→03/01						




































	kw					! #		
MERCEDES-BENZ - C-KLASSE T-Model (S202) 06/96→03/01								
 Bremsbackensatz, Feststellbremse								
C 200 T CDI C 200 T D C 200 T Kompressor	75 65 120 - 141	03/98→03/01 10/96→03/01 11/96→03/01	➔				03.0137-0170.2 650170	Ø 164 x 20 + Zub
C 220 T CDI C 220 T D	92 55 - 70	09/97→03/01 06/96→03/01						
C 230 T Kompressor C 240 T C 250 T Turbo-D C 280 T	142 125 110 145	06/97→09/00 06/97→03/01 06/96→03/01 06/97→03/01						
C 230 T	110	06/96→06/98	➔	→ 06/97			03.0137-0170.2 650170	Ø 164 x 20 + Zub
C 43 AMG	225	08/97→03/01	➔	09/97→			03.0137-0170.2 650170	Ø 164 x 20 + Zub
Zubehörsatz, Feststellbremsbacken								
C 180 T C 200 T C 200 T CDI C 200 T D C 200 T Kompressor	90 - 95 100 75 65 120 - 141	06/96→03/01 06/96→03/01 03/98→03/01 10/96→03/01 11/96→03/01	➔				03.0137-9703.2 669703 03.0137-9704.2 669704	
C 220 T CDI C 220 T D	92 55 - 70	09/97→03/01 06/96→03/01						
C 230 T Kompressor C 240 T C 250 T Turbo-D C 280 T	142 125 110 145	06/97→09/00 06/97→03/01 06/96→03/01 06/97→03/01						
C 230 T	110	06/96→06/98	➔	→ 06/97			03.0137-9703.2 669703 03.0137-9704.2 669704	
C 43 AMG	225	08/97→03/01	➔	09/97→			03.0137-9703.2 669703 03.0137-9704.2 669704	
 Seilzug, Feststellbremse								
C 180 T C 200 T C 200 T CDI C 200 T D C 200 T Kompressor	90 - 95 100 75 65 120 - 141	06/96→03/01 06/96→03/01 03/98→03/01 10/96→03/01 11/96→03/01		Scheibenbremse; <input type="checkbox"/>			24.3727-0418.2 580418 24.3727-0419.2 580419 24.3727-0423.2 580423	L= 960 L= 925 L= 2.554
C 220 T CDI C 220 T D	92 55 - 70	09/97→03/01 06/96→03/01						
C 230 T Kompressor C 240 T C 250 T Turbo-D C 280 T	142 125 110 145	06/97→09/00 06/97→03/01 06/96→03/01 06/97→03/01						
C 230 T	110	06/96→06/98		→ 06/97; Scheibenbremse; <input type="checkbox"/>			24.3727-0418.2 580418 24.3727-0419.2 580419 24.3727-0423.2 580423	L= 960 L= 925 L= 2.554
C 43 AMG	225	08/97→03/01		09/97→; Scheibenbremse; <input type="checkbox"/>			24.3727-0418.2 580418 24.3727-0419.2 580419 24.3727-0423.2 580423	L= 960 L= 925 L= 2.554
MERCEDES-BENZ - C-KLASSE T-Model (S203) 03/01→08/07								
 Bremsbackensatz, Feststellbremse								
C 180 C 180 Kompressor C 200 CDI	95 105 75 - 90	03/01→05/02 05/02→08/07 03/01→08/07	➔				03.0137-4013.2 654013	Ø 164 x 20 + Zub
C 200 CGI Kompressor C 200 Kompressor C 220 CDI	125 120 100 - 110	07/03→08/07 05/02→08/07 03/01→08/07						
C 230 Kompressor C 240 C 240 4-matic C 270 CDI	141 125 125 120 - 125	02/04→08/07 03/01→08/07 07/02→08/07 03/01→08/07						
C 30 CDI AMG C 320 C 320 4-matic C 320 CDI	170 160 160 165	01/03→08/07 03/01→08/07 07/02→08/07 06/05→08/07						























	kw					! #		
MERCEDES-BENZ - C-KLASSE T-Model (S203) 03/01→08/07								
 Bremsbackensatz, Feststellbremse								
C 32 AMG Kompressor C 55 AMG	260 270	03/01→08/07 02/04→08/07	➔				03.0137-4013.2 654013	Ø 164 x 20 + Zub
C 200 Kompressor	120	03/01→05/02	➔	→ 04/02			03.0137-4013.2 654013	Ø 164 x 20 + Zub
C 230 C 280 C 280 4-matic C 350 C 350 4-matic	150 170 170 200 200	01/05→08/07 01/05→08/07 01/05→08/07 01/05→08/07 01/05→08/07	➔	06/05→			03.0137-4013.2 654013	Ø 164 x 20 + Zub
Zubehörsatz, Feststellbremsbacken								
C 180 C 180 Kompressor C 200 CDI	95 105 75 - 90	03/01→05/02 05/02→08/07 03/01→08/07	➔				03.0137-9248.2 669248 03.0137-9703.2 669703 03.0137-9704.2 669704	
C 200 CGI Kompressor C 200 Kompressor C 220 CDI	125 120 100 - 110	07/03→08/07 05/02→08/07 03/01→08/07						
C 230 Kompressor C 240 C 240 4-matic C 270 CDI	141 125 125 120 - 125	02/04→08/07 03/01→08/07 07/02→08/07 03/01→08/07						
C 30 CDI AMG C 320 C 320 4-matic C 320 CDI C 32 AMG Kompressor C 55 AMG	170 160 160 165 260 270	01/03→08/07 03/01→08/07 07/02→08/07 06/05→08/07 03/01→08/07 02/04→08/07						
C 200 Kompressor	120	03/01→05/02	➔	→ 04/02			03.0137-9248.2 669248 03.0137-9703.2 669703 03.0137-9704.2 669704	
C 230 C 280 C 280 4-matic C 350 C 350 4-matic	150 170 170 200 200	01/05→08/07 01/05→08/07 01/05→08/07 01/05→08/07 01/05→08/07	➔	06/05→			03.0137-9248.2 669248 03.0137-9703.2 669703 03.0137-9704.2 669704	
 Seilzug, Feststellbremse								
C 180 C 180 Kompressor C 200 CDI	95 105 75 - 90	03/01→05/02 05/02→08/07 03/01→08/07		für Linkslenker; Scheibenbremse; 	1	24.3727-0429.2 580429	L= 2.735	
C 200 CGI Kompressor C 200 Kompressor C 220 CDI	125 120 100 - 110	07/03→08/07 05/02→08/07 03/01→08/07		Scheibenbremse; 		24.3727-0430.2 580430	L= 925	
C 230 Kompressor C 240 C 240 4-matic C 270 CDI	141 125 125 120 - 125	02/04→08/07 03/01→08/07 07/02→08/07 03/01→08/07		Scheibenbremse; 		24.3727-0436.2 580436	L= 900	
C 30 CDI AMG C 320 C 320 4-matic C 320 CDI C 32 AMG Kompressor C 55 AMG	170 160 160 165 260 270	01/03→08/07 03/01→08/07 07/02→08/07 06/05→08/07 03/01→08/07 02/04→08/07						
C 200 Kompressor	120	03/01→05/02		→ 04/02; für Linkslenker; Scheibenbremse; 	1	24.3727-0429.2 580429	L= 2.735	
				→ 04/02; Scheibenbremse; 		24.3727-0430.2 580430	L= 925	
				→ 04/02; Scheibenbremse; 		24.3727-0436.2 580436	L= 900	
C 230 C 280 C 350 C 350 4-matic	150 170 200 200	01/05→08/07 01/05→08/07 01/05→08/07 01/05→08/07		06/05→; für Linkslenker; Scheibenbremse; 	1	24.3727-0429.2 580429	L= 2.735	
				06/05→; Scheibenbremse; 		24.3727-0430.2 580430	L= 925	
				06/05→; Scheibenbremse; 		24.3727-0436.2 580436	L= 900	
C 280 4-matic	170	01/05→08/07		06/05→; für Linkslenker; Scheibenbremse; 	1	24.3727-0429.2 580429	L= 2.735	
				06/05→; für Linkslenker; Scheibenbremse; 		24.3727-0430.2 580430	L= 925	
				06/05→; für Linkslenker; Scheibenbremse; 		24.3727-0436.2 580436	L= 900	
MERCEDES-BENZ - C-KLASSE T-Model (S204) 08/07→08/14								
 Bremsbackensatz, Feststellbremse								
C 180 →	115	02/12→08/14	➔				03.0137-4005.2 654005	Ø 164 x 25 + Zub










	kw			 	! #		
MERCEDES-BENZ - C-KLASSE T-Model (S204) 08/07→08/14							
 Bremsbackensatz, Feststellbremse							
C 180 CDI	88	01/11→08/14	➔			03.0137-4005.2 654005	Ø 164 x 25 + Zub
C 180 CGI	115	11/09→08/14					
C 180 Kompressor	115	01/08→08/14					
C 200 CDI	100	08/10→08/14					
C 220 CDI	120 - 125	12/08→08/14					
C 220 CDI 4-matic	125	02/13→08/14					
C 250	150	02/08→12/12					
C 250 CDI 4-matic	150	04/10→08/14					
C 250 CGI	150	07/09→08/14					
C 300	170	08/07→08/14					
C 300 CDI 4-matic	170	06/11→08/14					
C 350 CDI	165 - 195	08/07→08/14					
C 350 CDI 4-matic	170	10/09→08/14					
C 350 CGI	225	06/11→08/14					
C 63 AMG	336 - 383	02/08→08/14					
C 180 Kompressor	115	08/07→08/14	➔	09/07→		03.0137-4005.2 654005	Ø 164 x 25 + Zub
C 200 CDI	100	08/07→12/09					
C 200 Kompressor	135	08/07→08/14					
C 220 CDI	125	08/07→11/08					
C 230	150	08/07→08/14					
C 280	170	08/07→08/14					
C 320 CDI	165	08/07→08/14					
C 320 CDI 4-matic	165	08/07→12/11					
C 350	200	08/07→08/14					
C 350 CDI 4-matic	165	08/07→12/11					
C 200 CGI	135	08/07→08/14	➔	04/09→		03.0137-4005.2 654005	Ø 164 x 25 + Zub
C 250 CDI	150	01/09→08/14					
C 220 CDI	120	08/07→11/08	➔			03.0137-4005.2 654005	Ø 164 x 25 + Zub
			➔	09/07→		03.0137-4005.2 654005	Ø 164 x 25 + Zub
Zubehörsatz, Feststellbremsbacken							
C 180	115	02/12→08/14	➔			03.0137-9703.2 669703	
C 180 CDI	88	01/11→08/14				03.0137-9704.2 669704	
C 180 CGI	115	11/09→08/14					
C 180 Kompressor	115	01/08→08/14					
C 200 CDI	100	08/10→08/14					
C 220 CDI	120 - 125	12/08→08/14					
C 220 CDI 4-matic	125	02/13→08/14					
C 250	150	02/08→12/12					
C 250 CDI 4-matic	150	04/10→08/14					
C 250 CGI	150	07/09→08/14					
C 300	170	08/07→08/14					
C 300 CDI 4-matic	170	06/11→08/14					
C 350 CDI	165 - 195	08/07→08/14					
C 350 CDI 4-matic	170	10/09→08/14					
C 350 CGI	225	06/11→08/14					
C 63 AMG	336 - 383	02/08→08/14					
C 180 Kompressor	115	08/07→08/14	➔	09/07→		03.0137-9703.2 669703	
C 200 CDI	100	08/07→12/09				03.0137-9704.2 669704	
C 200 Kompressor	135	08/07→08/14					
C 220 CDI	125	08/07→11/08					
C 230	150	08/07→08/14					
C 280	170	08/07→08/14					
C 320 CDI	165	08/07→08/14					
C 320 CDI 4-matic	165	08/07→12/11					
C 350	200	08/07→08/14					
C 350 CDI 4-matic	165	08/07→12/11					
C 200 CGI	135	08/07→08/14	➔	04/09→		03.0137-9703.2 669703	
C 250 CDI	150	01/09→08/14				03.0137-9704.2 669704	
C 220 CDI	120	08/07→11/08	➔			03.0137-9703.2 669703	
			➔			03.0137-9704.2 669704	
			➔	09/07→		03.0137-9703.2 669703	
						03.0137-9704.2 669704	
 Seilzug, Feststellbremse							
C 180	115	02/12→08/14		für Linkslenker; Scheibenbremse; ☒	1	24.3727-0465.2 580465	L= 2.057
C 180 CGI	115	11/09→08/14		Scheibenbremse; ☒	2	24.3727-0467.2 580467	L= 728
C 180 Kompressor	115	01/08→08/14					
C 200 CDI	100	08/10→08/14		für Rechtslenker; Scheibenbremse; ☒	1	24.3727-0470.2 580470	L= 1.152
C 220 CDI	120 - 125	12/08→08/14		für Linkslenker; Scheibenbremse; ☒	1	24.3727-0470.2 580470	L= 1.152
C 220 CDI 4-matic	125	02/13→08/14					
C 250	150	02/08→12/12					
➔							














	kW					! #		
MERCEDES-BENZ - C-KLASSE T-Model (S204) 08/07→08/14								
Seilzug, Feststellbremse								
C 250 CDI 4-matic	150	04/10→08/14			für Linkslenker; Scheibenbremse; 	1	24.3727-0465.2 580465	L= 2.057
C 250 CGI	150	07/09→08/14			Scheibenbremse; 	2	24.3727-0467.2 580467	L= 728
C 300	170	08/07→08/14						
C 300 CDI 4-matic	170	06/11→08/14			für Rechtslenker; Scheibenbremse; 	1	24.3727-0470.2 580470	L= 1.152
C 350 CDI	165 - 195	08/07→08/14			für Linkslenker; Scheibenbremse; 	1	24.3727-0470.2 580470	L= 1.152
C 350 CDI 4-matic	170	10/09→08/14						
C 350 CGI	225	06/11→08/14						
C 63 AMG	336 - 383	02/08→08/14						
C 180 CDI	88	01/11→08/14			für Linkslenker; Scheibenbremse; 	1	24.3727-0465.2 580465	L= 2.057
					für Linkslenker; Scheibenbremse; 	2	24.3727-0467.2 580467	L= 728
					für Linkslenker; Scheibenbremse; 	1	24.3727-0470.2 580470	L= 1.152
C 180 Kompressor	115	08/07→08/14			09/07→; für Linkslenker;	1	24.3727-0465.2 580465	L= 2.057
C 200 CDI	100	08/07→12/09			Scheibenbremse; 			
C 200 Kompressor	135	08/07→08/14				2	24.3727-0467.2 580467	L= 728
C 220 CDI	125	08/07→11/08			09/07→; Scheibenbremse; 			
C 230	150	08/07→08/14			09/07→; für Rechtslenker;	1	24.3727-0470.2 580470	L= 1.152
C 280	170	08/07→08/14			Scheibenbremse; 			
C 320 CDI	165	08/07→08/14			09/07→; für Linkslenker;	1	24.3727-0470.2 580470	L= 1.152
C 320 CDI 4-matic	165	08/07→12/11			Scheibenbremse; 			
C 350	200	08/07→08/14						
C 350 CDI 4-matic	165	08/07→12/11						
C 200 CGI	135	08/07→08/14			04/09→; für Linkslenker;	1	24.3727-0465.2 580465	L= 2.057
C 250 CDI	150	01/09→08/14			Scheibenbremse; 			
					04/09→; Scheibenbremse; 	2	24.3727-0467.2 580467	L= 728
					04/09→; für Rechtslenker;	1	24.3727-0470.2 580470	L= 1.152
					Scheibenbremse; 			
					04/09→; für Linkslenker;	1	24.3727-0470.2 580470	L= 1.152
					Scheibenbremse; 			
C 220 CDI	120	08/07→11/08			09/07→; für Linkslenker;	1	24.3727-0465.2 580465	L= 2.057
					Scheibenbremse; 			
					für Linkslenker; Scheibenbremse; 	1	24.3727-0465.2 580465	L= 2.057
					09/07→; Scheibenbremse; 	2	24.3727-0467.2 580467	L= 728
					Scheibenbremse; 	2	24.3727-0467.2 580467	L= 728
					für Rechtslenker; Scheibenbremse; 	1	24.3727-0470.2 580470	L= 1.152
					für Linkslenker; Scheibenbremse; 	1	24.3727-0470.2 580470	L= 1.152
					09/07→; für Rechtslenker;	1	24.3727-0470.2 580470	L= 1.152
					Scheibenbremse; 			
					09/07→; für Linkslenker;	1	24.3727-0470.2 580470	L= 1.152
					Scheibenbremse; 			
MERCEDES-BENZ - CLC-KLASSE (CL203) 05/08→06/11								
Bremsbackensatz, Feststellbremse								
CLC 160	95	02/09→06/11		→ 10/10			03.0137-4013.2 654013	Ø 164 x 20 + Zub
CLC 180 Kompressor	105	05/08→06/11						
CLC 200 CDI	90	05/08→06/11						
CLC 200 Kompressor	135	05/08→06/11						
CLC 220 CDI	100 - 110	05/08→06/11						
CLC 350	200	05/08→06/11						
CLC 230	150	05/08→06/11					03.0137-4013.2 654013	Ø 164 x 20 + Zub
CLC 250	150	06/09→06/11						
Zubehörsatz, Feststellbremsbacken								
CLC 160	95	02/09→06/11		→ 10/10			03.0137-9248.2 669248	
CLC 180 Kompressor	105	05/08→06/11						
CLC 200 CDI	90	05/08→06/11					03.0137-9703.2 669703	
CLC 200 Kompressor	135	05/08→06/11					03.0137-9704.2 669704	
CLC 220 CDI	100 - 110	05/08→06/11						
CLC 350	200	05/08→06/11						
CLC 230	150	05/08→06/11					03.0137-9248.2 669248	
CLC 250	150	06/09→06/11					03.0137-9703.2 669703	
							03.0137-9704.2 669704	
Seilzug, Feststellbremse								
CLC 160	95	02/09→06/11			→ 10/10; für Linkslenker;	1	24.3727-0429.2 580429	L= 2.735
CLC 180 Kompressor	105	05/08→06/11			Scheibenbremse; 			
CLC 200 CDI	90	05/08→06/11			→ 10/10; Scheibenbremse; 		24.3727-0430.2 580430	L= 925
CLC 200 Kompressor	135	05/08→06/11						
CLC 220 CDI	100 - 110	05/08→06/11			→ 10/10; Scheibenbremse; 		24.3727-0436.2 580436	L= 900
CLC 350	200	05/08→06/11						
→								

	kw			 	! #		
MERCEDES-BENZ - CLC-KLASSE (CL203) 05/08→06/11							
 Seilzug, Feststellbremse							
CLC 230	150	05/08→06/11		für Linkslenker; Scheibenbremse; 	1	24.3727-0429.2 580429	L= 2.735
CLC 250	150	06/09→06/11		Scheibenbremse; 		24.3727-0430.2 580430	L= 925
				Scheibenbremse; 		24.3727-0436.2 580436	L= 900
MERCEDES-BENZ - CLK (C208) 06/97→12/03							
 Bremsbackensatz, Feststellbremse							
200	100	06/97→06/02	➔			03.0137-0170.2 650170	Ø 164 x 20 + Zub
200 Kompressor	120 - 141	06/97→06/02					
230 Kompressor	142 - 145	06/97→06/02					
320	160	06/97→06/02					
430	205	07/98→06/02					
55 AMG	255	08/99→06/02					
Zubehörsatz, Feststellbremsbacken							
200	100	06/97→06/02	➔			03.0137-9703.2 669703	
200 Kompressor	120 - 141	06/97→06/02				03.0137-9704.2 669704	
230 Kompressor	142 - 145	06/97→06/02					
320	160	06/97→06/02					
430	205	07/98→06/02					
55 AMG	255	08/99→06/02					
 Seilzug, Feststellbremse							
200	100	06/97→06/02		Scheibenbremse; 		24.3727-0418.2 580418	L= 960
230 Kompressor	142 - 145	06/97→06/02		Scheibenbremse; 		24.3727-0419.2 580419	L= 925
320	160	06/97→06/02		für Linkslenker; Scheibenbremse; 	1	24.3727-0423.2 580423	L= 2.554
430	205	07/98→06/02					
55 AMG	255	08/99→06/02					
200 Kompressor	120 - 141	06/97→06/02		für Linkslenker; Scheibenbremse; 		24.3727-0418.2 580418	L= 960
				für Linkslenker; Scheibenbremse; 		24.3727-0419.2 580419	L= 925
				für Linkslenker; Scheibenbremse; 	1	24.3727-0423.2 580423	L= 2.554
MERCEDES-BENZ - CLK (C209) 05/02→03/10							
 Bremsbackensatz, Feststellbremse							
200 CGI	125	07/03→05/09	➔	→ 04/09		03.0137-4013.2 654013	Ø 164 x 20 + Zub
200 Kompressor	120 - 135	09/02→05/09					
240	120 - 125	06/02→05/09					
270 CDI	125	10/02→05/09					
320	160	06/02→05/09					
500	225 - 285	06/02→05/09					
55 AMG	270	09/02→05/09					
63 AMG	354 - 373	04/06→05/09					
220 CDI	100 - 110	01/05→05/09	➔	05/05→ 04/09		03.0137-4013.2 654013	Ø 164 x 20 + Zub
280	170	01/05→05/09					
320 CDI	165	01/05→05/09					
350	200	01/05→05/09					
270 CDI	120	02/03→06/05	➔			03.0137-4013.2 654013	Ø 164 x 20 + Zub
Zubehörsatz, Feststellbremsbacken							
200 CGI	125	07/03→05/09	➔	→ 04/09		03.0137-9248.2 669248	
200 Kompressor	120 - 135	09/02→05/09				03.0137-9703.2 669703	
240	120 - 125	06/02→05/09				03.0137-9704.2 669704	
270 CDI	125	10/02→05/09					
320	160	06/02→05/09					
500	225 - 285	06/02→05/09					
55 AMG	270	09/02→05/09					
63 AMG	354 - 373	04/06→05/09					
220 CDI	100 - 110	01/05→05/09	➔	05/05→ 04/09		03.0137-9248.2 669248	
280	170	01/05→05/09				03.0137-9703.2 669703	
320 CDI	165	01/05→05/09				03.0137-9704.2 669704	
350	200	01/05→05/09					
270 CDI	120	02/03→06/05	➔			03.0137-9248.2 669248	
→							

	kw					! #		
MERCEDES-BENZ - CLK (C209) 05/02→03/10								
Zubehörsatz, Feststellbremsbacken								
270 CDI	120	02/03→06/05	➔				03.0137-9703.2 669703 03.0137-9704.2 669704	
 Seilzug, Feststellbremse								
200 CGI 200 Kompressor	125 120 - 135	07/03→05/09 09/02→05/09		→ 04/09; für Linkslenker; Scheibenbremse; 	1	24.3727-0429.2 580429	L= 2.735	
240	120 - 125	06/02→05/09		→ 04/09; Scheibenbremse; 		24.3727-0430.2 580430	L= 925	
270 CDI 320 500	125 160 225 - 285 270	10/02→05/09 06/02→05/09 06/02→05/09		→ 04/09; Scheibenbremse; 		24.3727-0436.2 580436	L= 900	
55 AMG	100 - 110	01/05→05/09		05/05→ 04/09; für Linkslenker; Scheibenbremse; 	1	24.3727-0429.2 580429	L= 2.735	
280	170	01/05→05/09		05/05→ 04/09; Scheibenbremse; 		24.3727-0430.2 580430	L= 925	
320 CDI 350	165 200	01/05→05/09 01/05→05/09		05/05→ 04/09; Scheibenbremse; 		24.3727-0436.2 580436	L= 900	
270 CDI	120	02/03→06/05		für Linkslenker; Scheibenbremse; 	1	24.3727-0429.2 580429	L= 2.735	
				Scheibenbremse; 		24.3727-0430.2 580430	L= 925	
				Scheibenbremse; 		24.3727-0436.2 580436	L= 900	
63 AMG	354 - 373	04/06→05/09		→ 04/09; für Linkslenker; Scheibenbremse; 	1	24.3727-0429.2 580429	L= 2.735	
MERCEDES-BENZ - CLK Cabriolet (A208) 03/98→03/02								
 Bremsbackensatz, Feststellbremse								
200 200 Kompressor 230 Kompressor 320	100 141 142 160	03/98→03/02 03/98→06/00 03/98→06/00 03/98→03/02	➔	06/98→		03.0137-0170.2 650170	Ø 164 x 20 + Zub	
200 Kompressor 230 Kompressor 55 AMG	120 145 255	06/00→03/02 06/00→03/02 01/00→03/02	➔			03.0137-0170.2 650170	Ø 164 x 20 + Zub	
430	205	09/98→03/02	➔	06/99→		03.0137-0170.2 650170	Ø 164 x 20 + Zub	
Zubehörsatz, Feststellbremsbacken								
200 200 Kompressor 230 Kompressor 320	100 141 142 160	03/98→03/02 03/98→06/00 03/98→06/00 03/98→03/02	➔	06/98→		03.0137-9703.2 669703 03.0137-9704.2 669704		
200 Kompressor 230 Kompressor 55 AMG	120 145 255	06/00→03/02 06/00→03/02 01/00→03/02	➔			03.0137-9703.2 669703 03.0137-9704.2 669704		
430	205	09/98→03/02	➔	06/99→		03.0137-9703.2 669703 03.0137-9704.2 669704		
 Seilzug, Feststellbremse								
200 230 Kompressor 320	100 142 160	03/98→03/02 03/98→06/00 03/98→03/02		06/98→; Scheibenbremse; 		24.3727-0418.2 580418	L= 960	
				06/98→; Scheibenbremse; 		24.3727-0419.2 580419	L= 925	
				06/98→; für Linkslenker; Scheibenbremse; 	1	24.3727-0423.2 580423	L= 2.554	
200 Kompressor 230 Kompressor	120 145	06/00→03/02 06/00→03/02		Scheibenbremse; 		24.3727-0418.2 580418	L= 960	
				Scheibenbremse; 		24.3727-0419.2 580419	L= 925	
				für Linkslenker; Scheibenbremse; 	1	24.3727-0423.2 580423	L= 2.554	
200 Kompressor	141	03/98→06/00		06/98→; für Linkslenker; Scheibenbremse; 		24.3727-0418.2 580418	L= 960	
				06/98→; für Linkslenker; Scheibenbremse; 		24.3727-0419.2 580419	L= 925	
				06/98→; für Linkslenker; Scheibenbremse; 	1	24.3727-0423.2 580423	L= 2.554	
430	205	09/98→03/02		06/99→; für Linkslenker; Scheibenbremse; 		24.3727-0418.2 580418	L= 960	
				06/99→; für Linkslenker; Scheibenbremse; 		24.3727-0419.2 580419	L= 925	
				06/99→; für Linkslenker; Scheibenbremse; 	1	24.3727-0423.2 580423	L= 2.554	
55 AMG	255	01/00→03/02		für Linkslenker; Scheibenbremse; 		24.3727-0418.2 580418	L= 960	
				für Linkslenker; Scheibenbremse; 		24.3727-0419.2 580419	L= 925	
				für Linkslenker; Scheibenbremse; 	1	24.3727-0423.2 580423	L= 2.554	

	kW					! #		
MERCEDES-BENZ - CLK Cabriolet (A209) 06/02→03/10								
 Bremsbackensatz, Feststellbremse								
CLK 200 CGI	125	07/03→03/10	➔	→ 12/09			03.0137-4013.2 654013	Ø 164 x 20 + Zub
CLK 200 Kompressor	135	10/06→03/10						
CLK 500	285	06/06→03/10						
CLK 63 AMG	354	04/06→03/10						
CLK 200 Kompressor	120	02/03→03/10	➔	05/03→ 12/09			03.0137-4013.2 654013	Ø 164 x 20 + Zub
CLK 240	125	02/03→03/10						
CLK 320	160	02/03→03/10						
CLK 500	225	02/03→03/10						
CLK 55 AMG	270	06/02→03/10						
CLK 280	170	01/05→03/10	➔	05/05→ 12/09			03.0137-4013.2 654013	Ø 164 x 20 + Zub
CLK 320 CDI	165	03/05→03/10						
CLK 350	200	01/05→03/10						
Zubehörsatz, Feststellbremsbacken								
CLK 200 CGI	125	07/03→03/10	➔	→ 12/09			03.0137-9248.2 669248	
CLK 200 Kompressor	135	10/06→03/10					03.0137-9703.2 669703	
CLK 500	285	06/06→03/10					03.0137-9704.2 669704	
CLK 63 AMG	354	04/06→03/10						
CLK 200 Kompressor	120	02/03→03/10	➔	05/03→ 12/09			03.0137-9248.2 669248	
CLK 240	125	02/03→03/10					03.0137-9703.2 669703	
CLK 320	160	02/03→03/10					03.0137-9704.2 669704	
CLK 500	225	02/03→03/10						
CLK 55 AMG	270	06/02→03/10						
CLK 280	170	01/05→03/10	➔	05/05→ 12/09			03.0137-9248.2 669248	
CLK 320 CDI	165	03/05→03/10					03.0137-9703.2 669703	
CLK 350	200	01/05→03/10					03.0137-9704.2 669704	
 Seilzug, Feststellbremse								
CLK 200 CGI	125	07/03→03/10		→ 12/09; für Linkslenker; Scheibenbremse; 	1	24.3727-0429.2 580429	L= 2.735	
CLK 200 Kompressor	135	10/06→03/10		→ 12/09; Scheibenbremse; 		24.3727-0430.2 580430	L= 925	
CLK 500	285	06/06→03/10		→ 12/09; Scheibenbremse; 		24.3727-0436.2 580436	L= 900	
CLK 200 Kompressor	120	02/03→03/10		05/03→ 12/09; für Linkslenker; Scheibenbremse; 	1	24.3727-0429.2 580429	L= 2.735	
CLK 240	125	02/03→03/10		05/03→ 12/09; Scheibenbremse; 		24.3727-0430.2 580430	L= 925	
CLK 320	160	02/03→03/10		05/03→ 12/09; Scheibenbremse; 		24.3727-0436.2 580436	L= 900	
CLK 500	225	02/03→03/10		05/03→ 12/09; Scheibenbremse; 				
CLK 55 AMG	270	06/02→03/10		05/03→ 12/09; Scheibenbremse; 				
CLK 280	170	01/05→03/10		05/05→ 12/09; für Linkslenker; Scheibenbremse; 	1	24.3727-0429.2 580429	L= 2.735	
CLK 320 CDI	165	03/05→03/10		05/05→ 12/09; Scheibenbremse; 		24.3727-0430.2 580430	L= 925	
CLK 350	200	01/05→03/10		05/05→ 12/09; Scheibenbremse; 		24.3727-0436.2 580436	L= 900	
CLK 63 AMG	354	04/06→03/10		→ 12/09; für Linkslenker; Scheibenbremse; 	1	24.3727-0429.2 580429	L= 2.735	
MERCEDES-BENZ - CLS (C218) 01/11→12/17								
 Bremsbackensatz, Feststellbremse								
CLS 220 BlueTEC / d	120 - 130	05/14→12/17	➔				03.0137-4007.2 654007	Ø 180 x 25 - HEB / + Zub
CLS 250 BlueTEC / d 4-matic	150	05/14→12/17						
CLS 250 CDI / BlueTEC / d	150	04/11→12/17						
CLS 350	225	01/11→08/14						
CLS 350 BlueTEC / d	185 - 190	02/13→12/17						
CLS 350 BlueTEC / d 4-matic	185	02/13→12/17						
CLS 350 CDI / d	195	01/11→08/14						
CLS 350 CDI / d 4-matic	195	09/11→08/14						
CLS 350 d 4-matic	190	04/15→12/17						
CLS 400	245	05/14→12/17						
CLS 400 4-matic	245	05/14→12/17						
CLS 500	300	02/11→12/17						
CLS 500 4-matic	300	09/11→12/17						
CLS 63 AMG	410 - 430	01/11→12/17						
CLS 63 AMG 4-matic	410 - 430	02/13→12/17						
CLS 63 AMG	386	01/11→12/17	➔	03/11→			03.0137-4007.2 654007	Ø 180 x 25 - HEB / + Zub
Zubehörsatz, Feststellbremsbacken								
CLS 220 BlueTEC / d	120 - 130	05/14→12/17	➔				03.0137-9703.2 669703	
CLS 250 BlueTEC / d 4-matic	150	05/14→12/17					03.0137-9704.2 669704	

	kW			 	! #		
MERCEDES-BENZ - CLS (C218) 01/11→12/17							
Zubehörsatz, Feststellbremsbacken							
CLS 250 CDI / BlueTEC / d	150	04/11→12/17	➔			03.0137-9703.2 669703	
CLS 350	225	01/11→08/14				03.0137-9704.2 669704	
CLS 350 BlueTEC / d	185 - 190	02/13→12/17					
CLS 350 BlueTEC / d 4-matic	185	02/13→12/17					
CLS 350 CDI / d	195	01/11→08/14					
CLS 350 CDI / d 4-matic	195	09/11→08/14					
CLS 350 d 4-matic	190	04/15→12/17					
CLS 400	245	05/14→12/17					
CLS 400 4-matic	245	05/14→12/17					
CLS 500	300	02/11→12/17					
CLS 500 4-matic	300	09/11→12/17					
CLS 63 AMG	410 - 430	01/11→12/17					
CLS 63 AMG 4-matic	410 - 430	02/13→12/17					
CLS 63 AMG	386	01/11→12/17	➔	03/11→		03.0137-9703.2 669703 03.0137-9704.2 669704	
 Seilzug, Feststellbremse							
CLS 220 BlueTEC / d	120 - 130	05/14→12/17		☐	1	24.3727-0483.2 580483	L= 1.250
CLS 250 BlueTEC / d 4-matic	150	05/14→12/17		⬆	1	24.3727-0484.2 580484	L= 2.040
CLS 400	245	05/14→12/17					
CLS 400 4-matic	245	05/14→12/17					
CLS 63 AMG 4-matic	410 - 430	02/13→12/17					
CLS 250 CDI / BlueTEC / d	150	04/11→12/17		⬇	2	24.3727-0478.2 580478	L= 743
CLS 350	225	01/11→08/14		für Rechtslenker; ⬆	1	24.3727-0479.2 580479	L= 1.660
CLS 350 BlueTEC / d	185 - 190	02/13→12/17		☐	1	24.3727-0483.2 580483	L= 1.250
CLS 350 BlueTEC / d 4-matic	185	02/13→12/17		für Linkslenker; ⬆	1	24.3727-0484.2 580484	L= 2.040
CLS 350 CDI / d	195	01/11→08/14					
CLS 500	300	02/11→12/17					
CLS 500 4-matic	300	09/11→12/17					
CLS 63 AMG	410 - 430	01/11→12/17					
CLS 350 CDI / d 4-matic	195	09/11→08/14		für Linkslenker; ⬇	2	24.3727-0478.2 580478	L= 743
				für Rechtslenker; ⬇	2	24.3727-0478.2 580478	L= 743
				für Rechtslenker; ☐	1	24.3727-0483.2 580483	L= 1.250
				für Linkslenker; ☐	1	24.3727-0483.2 580483	L= 1.250
				für Linkslenker; ⬆	1	24.3727-0484.2 580484	L= 2.040
CLS 350 d 4-matic	190	04/15→12/17		für Linkslenker; ⬇	2	24.3727-0478.2 580478	L= 743
				für Linkslenker; ☐	1	24.3727-0483.2 580483	L= 1.250
				für Linkslenker; ⬆	1	24.3727-0484.2 580484	L= 2.040
CLS 63 AMG	386	01/11→12/17		03/11→; ⬇	2	24.3727-0478.2 580478	L= 743
				03/11→; für Rechtslenker; ⬆	1	24.3727-0479.2 580479	L= 1.660
				03/11→; ☐	1	24.3727-0483.2 580483	L= 1.250
				03/11→; für Linkslenker; ⬆	1	24.3727-0484.2 580484	L= 2.040
MERCEDES-BENZ - CLS (C219) 10/04→02/11							
 Bremsbackensatz, Feststellbremse							
CLS 280	170	07/08→12/10	➔	→ 10/10		03.0137-4017.2 654017	Ø 180 x 25 + Zub
CLS 300	170	04/09→12/10					
CLS 350	200 - 215	10/04→12/10					
CLS 350 CDI	165 - 200	04/09→12/10					
CLS 500	225 - 285	10/04→12/10					
CLS 55 AMG	350	01/05→12/10					
CLS 63 AMG	378	04/06→12/10					
CLS 320 CDI	155 - 165	01/05→12/10	➔	05/05→ 10/10		03.0137-4017.2 654017	Ø 180 x 25 + Zub
Zubehörsatz, Feststellbremsbacken							
CLS 280	170	07/08→12/10		→ 10/10		03.0137-9297.2 669297	
CLS 300	170	04/09→12/10					
CLS 350	200 - 215	10/04→12/10	➔	→ 10/10		03.0137-9703.2 669703 03.0137-9704.2 669704	
→							

	kw			 	! #		
MERCEDES-BENZ - CLS (C219) 10/04→02/11							
Zubehörsatz, Feststellbremsbacken							
CLS 350 CDI	165 - 200	04/09→12/10		→ 10/10		03.0137-9297.2 669297	
CLS 500	225 - 285	10/04→12/10	➔	→ 10/10		03.0137-9703.2 669703 03.0137-9704.2 669704	
CLS 55 AMG CLS 63 AMG	350 378	01/05→12/10 04/06→12/10					
CLS 320 CDI	155 - 165	01/05→12/10		05/05→ 10/10		03.0137-9297.2 669297	
			➔	05/05→ 10/10		03.0137-9703.2 669703 03.0137-9704.2 669704	
 Seilzug, Feststellbremse							
CLS 280 CLS 300 CLS 350	170 170 200 - 215	07/08→12/10 04/09→12/10 10/04→12/10		→ 10/10; für Linkslenker; Scheibenbremse; 	1	24.3727-0447.2 580447	L= 1.952
CLS 500	225 - 285	10/04→12/10		→ 10/10; Scheibenbremse; <input type="checkbox"/>		24.3727-0448.2 580448	L= 1.726
CLS 55 AMG CLS 63 AMG	350 378	01/05→12/10 04/06→12/10		→ 10/10; Scheibenbremse; <input type="checkbox"/>		24.3727-0449.2 580449	L= 1.742
MERCEDES-BENZ - CLS Shooting Brake (X218) 10/12→12/17							
 Bremsbackensatz, Feststellbremse							
CLS 220 BlueTEC / d CLS 250 BlueTEC / d 4-matic CLS 250 CDI / BlueTEC / d CLS 350 CLS 350 BlueTEC / d CLS 350 BlueTEC / d 4-matic CLS 350 CDI / d CLS 350 CDI / d 4-matic CLS 350 d 4-matic CLS 400 CLS 400 4-matic CLS 500 CLS 500 4-matic CLS 63 AMG CLS 63 AMG 4-matic	120 - 130 150 150 225 185 - 190 185 195 195 190 245 245 300 300 386 - 430 410 - 430	05/14→12/17 05/14→12/17 10/12→12/17 10/12→08/14 05/14→12/17 05/14→12/17 10/12→08/14 10/12→08/14 04/15→12/17 05/14→12/17 05/14→12/17 10/12→08/14 10/12→08/14 04/15→12/17 05/14→12/17 05/14→12/17 10/12→12/17 10/12→12/17 10/12→12/17 10/12→12/17 10/12→12/17 02/13→12/17	➔			03.0137-4007.2 654007	Ø 180 x 25 - HEB / + Zub
Zubehörsatz, Feststellbremsbacken							
CLS 220 BlueTEC / d CLS 250 BlueTEC / d 4-matic CLS 250 CDI / BlueTEC / d CLS 350 CLS 350 BlueTEC / d CLS 350 BlueTEC / d 4-matic CLS 350 CDI / d CLS 350 CDI / d 4-matic CLS 350 d 4-matic CLS 400 CLS 400 4-matic CLS 500 CLS 500 4-matic CLS 63 AMG CLS 63 AMG 4-matic	120 - 130 150 150 225 185 - 190 185 195 195 190 245 245 300 300 386 - 430 410 - 430	05/14→12/17 05/14→12/17 10/12→12/17 10/12→08/14 05/14→12/17 05/14→12/17 10/12→08/14 10/12→08/14 04/15→12/17 05/14→12/17 05/14→12/17 10/12→08/14 10/12→08/14 04/15→12/17 05/14→12/17 05/14→12/17 10/12→12/17 10/12→12/17 10/12→12/17 10/12→12/17 02/13→12/17	➔			03.0137-9703.2 669703 03.0137-9704.2 669704	
 Seilzug, Feststellbremse							
CLS 220 BlueTEC / d CLS 250 BlueTEC / d 4-matic CLS 350 BlueTEC / d CLS 350 BlueTEC / d 4-matic CLS 400 CLS 400 4-matic	120 - 130 150 185 - 190 185 245 245	05/14→12/17 05/14→12/17 05/14→12/17 05/14→12/17 05/14→12/17 05/14→12/17		für Rechtslenker; 	1	24.3727-0479.2 580479	L= 1.660
				<input type="checkbox"/>	1	24.3727-0483.2 580483	L= 1.250
				für Linkslenker; 	1	24.3727-0484.2 580484	L= 2.040

MERCEDES-BENZ - CLS Shooting Brake (X218) 10/12→12/17

Seilzug, Feststellbremse

CLS 63 AMG	410 - 430	02/13→12/17		für Rechtslenker;	1	24.3727-0479.2	580479	L= 1.660
					1	24.3727-0483.2	580483	L= 1.250
				für Linkslenker;	1	24.3727-0484.2	580484	L= 2.040
CLS 250 CDI / BlueTEC / d CLS 350 CLS 350 CDI / d CLS 350 CDI / d 4-matic CLS 350 d 4-matic CLS 500 CLS 500 4-matic CLS 63 AMG	150	10/12→12/17		Scheibenbremse;	2	24.3727-0478.2	580478	L= 743
				für Rechtslenker; Scheibenbremse;	1	24.3727-0479.2	580479	L= 1.660
				Scheibenbremse;	1	24.3727-0483.2	580483	L= 1.250
				für Linkslenker; Scheibenbremse;	1	24.3727-0484.2	580484	L= 2.040
CLS 63 AMG 4-matic	410 - 430	02/13→12/17		für Linkslenker;	1	24.3727-0483.2	580483	L= 1.250
				für Linkslenker;	1	24.3727-0484.2	580484	L= 2.040









MERCEDES-BENZ - E-KLASSE (W210) 06/95→08/03

Bremsbackensatz, Feststellbremse









E 200 E 200 CDI E 200 Kompressor E 220 CDI E 230 E 240 E 270 CDI E 280 E 280 4-matic E 290 Turbo-D E 300 D E 300 Turbo-D E 320 E 320 4-matic E 320 CDI E 420 E 430 4-matic E 50 AMG	100 85 120 100 - 105 110 125 120 - 125 142 - 150 150 95 100 130 162 - 165 165 145 205 205 255	06/95→08/00 07/99→03/02 08/00→03/02 07/99→03/02 06/95→06/97 08/00→03/02 07/99→03/02 01/96→03/02 12/96→03/02 03/96→07/99 06/95→06/97 12/96→07/99 06/95→03/02 06/97→03/02 07/99→03/02 01/96→06/97 05/99→03/02 02/96→08/97			03.0137-0170.2	650170	Ø 164 x 20 + Zub							
				E 200 CDI E 220 CDI				75 92	06/98→03/02 06/98→07/99		07/98→	03.0137-0170.2	650170	Ø 164 x 20 + Zub
				E 200 D				65	01/96→03/02		10/96→	03.0137-0170.2	650170	Ø 164 x 20 + Zub
				E 200 Kompressor E 240 E 250 Turbo-D E 430 E 55 AMG				137 125 110 205 260	06/97→03/02 06/97→08/00 06/97→07/99 06/97→03/02 08/97→03/02		09/97→	03.0137-0170.2	650170	Ø 164 x 20 + Zub
				E 220 D				55 - 70	06/95→03/02		→ 06/98	03.0137-0170.2	650170	Ø 164 x 20 + Zub
				E 250 D				83	06/95→07/99			03.0137-0170.2	650170	Ø 164 x 20 + Zub
											für Rechtslenker			










Zubehörsatz, Feststellbremsbacken














E 200 E 200 CDI E 200 Kompressor E 220 CDI E 230 E 240 E 250 D E 270 CDI E 280 E 280 4-matic E 290 Turbo-D E 300 D E 300 Turbo-D E 320 E 320 4-matic E 320 CDI E 420 E 430 4-matic E 50 AMG	100 85 120 100 - 105 110 125 83 120 - 125 142 - 150 150 95 100 130 162 - 165 165 145 205 205 255	06/95→08/00 07/99→03/02 08/00→03/02 07/99→03/02 06/95→06/97 08/00→03/02 06/95→07/99 07/99→03/02 01/96→03/02 12/96→03/02 03/96→07/99 06/95→06/97 12/96→07/99 06/95→03/02 06/97→03/02 07/99→03/02 01/96→06/97 05/99→03/02 02/96→08/97			03.0137-9703.2	669703								
				E 200 CDI →				75	06/98→03/02		07/98→	03.0137-9703.2	669703	
				E 200 Kompressor E 240 E 250 Turbo-D E 430 E 55 AMG				137 125 110 205 260	06/97→03/02 06/97→08/00 06/97→07/99 06/97→03/02 08/97→03/02			03.0137-9704.2	669704	

	kw					! #		
MERCEDES-BENZ - E-KLASSE (W210) 06/95→08/03								
Zubehörsatz, Feststellbremsbacken								
E 220 CDI	92	06/98→07/99	➡	07/98→			03.0137-9704.2 669704	
E 200 D	65	01/96→03/02	➡	10/96→			03.0137-9703.2 669703 03.0137-9704.2 669704	
E 200 Kompressor	137	06/97→03/02	➡	09/97→			03.0137-9703.2 669703	
E 240	125	06/97→08/00					03.0137-9704.2 669704	
E 250 Turbo-D	110	06/97→07/99						
E 430	205	06/97→03/02						
E 55 AMG	260	08/97→03/02						
E 220 D	55 - 70	06/95→03/02	➡	→ 06/98			03.0137-9703.2 669703 03.0137-9704.2 669704	
 Seilzug, Feststellbremse								
E 200	100	06/95→08/00		Scheibenbremse; <input type="checkbox"/>			24.3727-0424.2 580424	L= 1.058
E 200 CDI	85	07/99→03/02		Scheibenbremse; <input type="checkbox"/>			24.3727-0425.2 580425	L= 1.031
E 220 CDI	100 - 105	07/99→03/02		für Linkslenker; Scheibenbremse; <input type="checkbox"/>	1		24.3727-0426.2 580426	L= 2.613
E 230	110	06/95→06/97						
E 240	125	08/00→03/02						
E 250 D	83	06/95→07/99						
E 270 CDI	120 - 125	07/99→03/02						
E 290 Turbo-D	95	03/96→07/99						
E 300 D	100	06/95→06/97						
E 300 Turbo-D	130	12/96→07/99						
E 320 CDI	145	07/99→03/02						
E 420	205	01/96→06/97						
E 430 4-matic	205	05/99→03/02						
E 50 AMG	255	02/96→08/97						
E 200 CDI	75	06/98→03/02		07/98→; Scheibenbremse; <input type="checkbox"/>			24.3727-0424.2 580424	L= 1.058
E 220 CDI	92	06/98→07/99		07/98→; Scheibenbremse; <input type="checkbox"/>			24.3727-0425.2 580425	L= 1.031
				07/98→; für Linkslenker; Scheibenbremse; <input type="checkbox"/>	1		24.3727-0426.2 580426	L= 2.613
E 200 D	65	01/96→03/02		10/96→; für Linkslenker; Scheibenbremse; <input type="checkbox"/>			24.3727-0424.2 580424	L= 1.058
				10/96→; für Linkslenker; Scheibenbremse; <input type="checkbox"/>			24.3727-0425.2 580425	L= 1.031
				10/96→; für Linkslenker; Scheibenbremse; <input type="checkbox"/>	1		24.3727-0426.2 580426	L= 2.613
E 200 Kompressor	137	06/97→03/02		09/97→; für Linkslenker; Scheibenbremse; <input type="checkbox"/>			24.3727-0424.2 580424	L= 1.058
E 250 Turbo-D	110	06/97→07/99		09/97→; für Linkslenker; Scheibenbremse; <input type="checkbox"/>			24.3727-0425.2 580425	L= 1.031
				09/97→; für Linkslenker; Scheibenbremse; <input type="checkbox"/>	1		24.3727-0426.2 580426	L= 2.613
E 200 Kompressor	120	08/00→03/02		für Linkslenker; Scheibenbremse; <input type="checkbox"/>			24.3727-0424.2 580424	L= 1.058
E 280 4-matic	150	12/96→03/02		für Linkslenker; Scheibenbremse; <input type="checkbox"/>			24.3727-0425.2 580425	L= 1.031
E 320 4-matic	165	06/97→03/02		für Linkslenker; Scheibenbremse; <input type="checkbox"/>	1		24.3727-0426.2 580426	L= 2.613
E 220 D	55 - 70	06/95→03/02		→ 06/98; Scheibenbremse; <input type="checkbox"/>			24.3727-0424.2 580424	L= 1.058
				→ 06/98; Scheibenbremse; <input type="checkbox"/>			24.3727-0425.2 580425	L= 1.031
				→ 06/98; für Linkslenker; Scheibenbremse; <input type="checkbox"/>	1		24.3727-0426.2 580426	L= 2.613
E 240	125	06/97→08/00		09/97→; Scheibenbremse; <input type="checkbox"/>			24.3727-0424.2 580424	L= 1.058
E 430	205	06/97→03/02		09/97→; Scheibenbremse; <input type="checkbox"/>			24.3727-0425.2 580425	L= 1.031
E 55 AMG	260	08/97→03/02		09/97→; für Linkslenker; Scheibenbremse; <input type="checkbox"/>	1		24.3727-0426.2 580426	L= 2.613
E 280	142	01/96→06/97		→ 09/96; für Rechtslenker; Scheibenbremse; <input type="checkbox"/>			24.3727-0424.2 580424	L= 1.058
E 320	162	06/95→06/97		für Linkslenker; Scheibenbremse; <input type="checkbox"/>			24.3727-0424.2 580424	L= 1.058
				10/96→; für Rechtslenker; Scheibenbremse; <input type="checkbox"/>			24.3727-0424.2 580424	L= 1.058
				für Linkslenker; Scheibenbremse; <input type="checkbox"/>			24.3727-0425.2 580425	L= 1.031
				10/96→; für Rechtslenker; Scheibenbremse; <input type="checkbox"/>			24.3727-0425.2 580425	L= 1.031
				→ 09/96; für Rechtslenker; Scheibenbremse; <input type="checkbox"/>			24.3727-0425.2 580425	L= 1.031
				für Linkslenker; Scheibenbremse; <input type="checkbox"/>	1		24.3727-0426.2 580426	L= 2.613
E 280	150	12/96→03/02		für Linkslenker; Scheibenbremse; <input type="checkbox"/>			24.3727-0424.2 580424	L= 1.058
E 320	165	06/97→03/02		für Rechtslenker; Scheibenbremse; <input type="checkbox"/>			24.3727-0424.2 580424	L= 1.058
				für Rechtslenker; Scheibenbremse; <input type="checkbox"/>			24.3727-0425.2 580425	L= 1.031
				für Linkslenker; Scheibenbremse; <input type="checkbox"/>			24.3727-0425.2 580425	L= 1.031
				für Linkslenker; Scheibenbremse; <input type="checkbox"/>	1		24.3727-0426.2 580426	L= 2.613



	kW			 	! #		
MERCEDES-BENZ - E-KLASSE (W211) 03/02→03/09							
 Bremsbackensatz, Feststellbremse							
E 200 CDI	75 - 100	07/02→12/08	➔			03.0137-4017.2 654017	Ø 180 x 25 + Zub
E 200 Kompressor	120 - 135	11/02→12/08					
E 200 NGT	120	03/04→12/08					
E 220 CDI	100 - 125	03/02→12/08					
E 230	150	09/07→12/08					
E 240	130	03/02→12/08					
E 240 4-matic	130	03/03→12/08					
E 270 CDI	120 - 130	03/02→12/08					
E 280 4-matic	170	01/06→12/08					
E 280 CDI	130 - 140	05/04→12/08					
E 280 CDI 4-matic	140	03/05→12/08					
E 300 BlueTEC	155	09/07→12/08					
E 320	165	03/02→12/08					
E 320 4-matic	165	03/03→12/08					
E320 CDI	156	09/06→12/08					
E 320 CDI	150 - 165	11/02→12/08					
E 320 CDI 4-matic	165	03/05→12/08					
E 350	200	03/05→12/08					
E 350 4-matic	200	03/05→12/08					
E 350 CGI	215	09/07→12/08					
E 420 CDI	231	01/06→12/08					
E 500	225 - 285	03/02→12/08					
E 500 4-matic	225 - 285	10/03→12/08					
E 55 AMG Kompressor	350	10/02→12/08					
E 63 AMG	378	03/06→12/08					
E 280	170	03/05→12/08	➔	05/05→		03.0137-4017.2 654017	Ø 180 x 25 + Zub
E 400 CDI	191	02/03→12/08	➔	03/03→		03.0137-4017.2 654017	Ø 180 x 25 + Zub
Zubehörsatz, Feststellbremsbacken							
E 200 CDI	75 - 100	07/02→12/08				03.0137-9297.2 669297	
E 200 Kompressor	120 - 135	11/02→12/08	➔			03.0137-9703.2 669703 03.0137-9704.2 669704	
E 200 NGT	120	03/04→12/08					
E 220 CDI	100 - 125	03/02→12/08					
E 230	150	09/07→12/08					
E 240	130	03/02→12/08					
E 240 4-matic	130	03/03→12/08					
E 270 CDI	120 - 130	03/02→12/08					
E 280 4-matic	170	01/06→12/08					
E 280 CDI	130 - 140	05/04→12/08					
E 280 CDI 4-matic	140	03/05→12/08					
E 300 BlueTEC	155	09/07→12/08					
E 320	165	03/02→12/08					
E 320 4-matic	165	03/03→12/08					
E320 CDI	156	09/06→12/08					
E 320 CDI	150 - 165	11/02→12/08					
E 320 CDI 4-matic	165	03/05→12/08					
E 350	200	03/05→12/08					
E 350 4-matic	200	03/05→12/08					
E 350 CGI	215	09/07→12/08					
E 420 CDI	231	01/06→12/08					
E 500	225 - 285	03/02→12/08					
E 500 4-matic	225 - 285	10/03→12/08					
E 55 AMG Kompressor	350	10/02→12/08					
E 63 AMG	378	03/06→12/08					
E 280	170	03/05→12/08		05/05→		03.0137-9297.2 669297	
			➔	05/05→		03.0137-9703.2 669703 03.0137-9704.2 669704	
E 400 CDI	191	02/03→12/08		03/03→		03.0137-9297.2 669297	
			➔	03/03→		03.0137-9703.2 669703 03.0137-9704.2 669704	
→							

	kw			 	! #		
MERCEDES-BENZ - E-KLASSE (W211) 03/02→03/09							
 Seilzug, Feststellbremse							
E 200 CDI	75 - 100	07/02→12/08		für Linkslenker; <input type="checkbox"/>	1	24.3727-0447.2 580447	L= 1.952
E 200 Kompressor	120 - 135	11/02→12/08		<input type="checkbox"/>		24.3727-0448.2 580448	L= 1.726
E 200 NGT	120	03/04→12/08		<input type="checkbox"/>		24.3727-0449.2 580449	L= 1.742
E 220 CDI	100 - 125	03/02→12/08					
E 230	150	09/07→12/08					
E 240	130	03/02→12/08					
E 240 4-matic	130	03/03→12/08					
E 270 CDI	120 - 130	03/02→12/08					
E 280 4-matic	170	01/06→12/08					
E 280 CDI	130	05/04→12/08					
E 320	165	03/02→12/08					
E 320 4-matic	165	03/03→12/08					
E 320 CDI	150	11/02→12/08					
E 350	200	03/05→12/08					
E 350 4-matic	200	03/05→12/08					
E 350 CGI	215	09/07→12/08					
E 420 CDI	231	01/06→12/08					
E 500	225 - 285	03/02→12/08					
E 500 4-matic	225 - 285	10/03→12/08					
E 55 AMG Kompressor	350	10/02→12/08					
E 63 AMG	378	03/06→12/08					
E 280	170	03/05→12/08		05/05→; für Linkslenker; <input type="checkbox"/>	1	24.3727-0447.2 580447	L= 1.952
				05/05→; <input type="checkbox"/>		24.3727-0448.2 580448	L= 1.726
				05/05→; <input type="checkbox"/>		24.3727-0449.2 580449	L= 1.742
E 400 CDI	191	02/03→12/08		03/03→; für Linkslenker; <input type="checkbox"/>	1	24.3727-0447.2 580447	L= 1.952
				03/03→; <input type="checkbox"/>		24.3727-0448.2 580448	L= 1.726
				03/03→; <input type="checkbox"/>		24.3727-0449.2 580449	L= 1.742
MERCEDES-BENZ - E-KLASSE (W212) 01/09→12/16							
 Bremsbackensatz, Feststellbremse							
E 180	115	08/13→12/15	➔			03.0137-4007.2 654007	Ø 180 x 25 - HEB / + Zub
E 200	135	01/13→12/16					
E 200 CGI	135	08/09→12/15					
E 200 NGT	115 - 120	03/11→12/15					
E 220 BlueTEC	130	05/14→12/15					
E 220 BlueTEC 4-matic	125	01/15→12/15					
E 250	150 - 155	05/09→12/16					
E 250 CDI / BlueTEC 4-matic	150	01/11→12/15					
E 250 CGI	150	01/09→12/15					
E 300	185	07/11→12/15					
E 300 4-matic	185	07/11→12/15					
E 350	225	09/11→12/15					
E 350 4-matic	225	09/11→12/15					
E 350 BlueTEC	185 - 190	01/13→12/15					
E 350 BlueTEC 4-matic	185 - 190	01/13→12/15					
E 350 CDI	157 - 195	09/10→12/15					
E 350 CDI 4-matic	170 - 195	09/09→12/15					
E 400	245	01/13→12/16					
E 400 4-matic	245	01/13→12/16					
E 500	300	09/11→12/15					
E 500 4-matic	300	09/11→12/15					
E 63 AMG	386 - 410	12/09→12/16					
E 63 AMG 4-matic	410	01/13→12/16					
E 200 CDI / BlueTEC	100	01/09→12/15	➔	03/09→		03.0137-4007.2 654007	Ø 180 x 25 - HEB / + Zub
E 220 CDI	120	01/09→12/15					
E 220 CDI / BlueTEC	125	01/09→12/16					
E 250 CDI / BlueTEC	150	01/09→12/16					
E 300	170	01/09→12/13					
E 350	200	01/09→12/13					
E 350 4-matic	200	01/09→08/11					
E 350 BlueTEC	155	01/09→12/15					
E 350 CDI	170	01/09→12/15					
E 350 CGI	215	01/09→08/11					
E 500	285	01/09→12/11					
E 500 4-matic	285	01/09→12/11					
➔							

	kw			 	! #		
MERCEDES-BENZ - E-KLASSE (W212) 01/09→12/16							
 Bremsbackensatz, Feststellbremse							
E 300 CDI / BlueTEC	170	03/11→12/15	➡	04/11→		03.0137-4007.2 654007	Ø 180 x 25 - HEB / + Zub
E 300 Hybrid / BlueTEC Hybrid	150	12/11→12/16	➡	06/12→		03.0137-4007.2 654007	Ø 180 x 25 - HEB / + Zub
E 63 AMG	430	02/13→12/16	➡	04/13→		03.0137-4007.2 654007	Ø 180 x 25 - HEB / + Zub
E 63 AMG 4-matic	430	02/13→12/16					
Zubehörsatz, Feststellbremsbacken							
E 180	115	08/13→12/15	➡			03.0137-9703.2 669703	
E 200	135	01/13→12/16				03.0137-9704.2 669704	
E 200 CGI	135	08/09→12/15					
E 200 NGT	115 - 120	03/11→12/15					
E 220 BlueTEC	130	05/14→12/15					
E 220 BlueTEC 4-matic	125	01/15→12/15					
E 250	150 - 155	05/09→12/16					
E 250 CDI / BlueTEC 4-matic	150	01/11→12/15					
E 250 CGI	150	01/09→12/15					
E 300	185	07/11→12/15					
E 300 4-matic	185	07/11→12/15					
E 300 CDI	150	12/09→12/10					
E 350	225	09/11→12/15					
E 350 4-matic	225	09/11→12/15					
E 350 BlueTEC	185 - 190	01/13→12/15					
E 350 BlueTEC 4-matic	185 - 190	01/13→12/15					
E 350 CDI	157 - 195	09/10→12/15					
E 350 CDI 4-matic	170 - 195	09/09→12/15					
E 400	245	01/13→12/16					
E 400 4-matic	245	01/13→12/16					
E 500	300	09/11→12/15					
E 500 4-matic	300	09/11→12/15					
E 63 AMG	386 - 410	12/09→12/16					
E 63 AMG 4-matic	410	01/13→12/16					
E 200 CDI / BlueTEC	100	01/09→12/15	➡	03/09→		03.0137-9703.2 669703	
E 220 CDI	120	01/09→12/15				03.0137-9704.2 669704	
E 220 CDI / BlueTEC	125	01/09→12/16					
E 250 CDI / BlueTEC	150	01/09→12/16					
E 300	170	01/09→12/13					
E 350	200	01/09→12/13					
E 350 4-matic	200	01/09→08/11					
E 350 BlueTEC	155	01/09→12/15					
E 350 CDI	170	01/09→12/15					
E 350 CGI	215	01/09→08/11					
E 500	285	01/09→12/11					
E 500 4-matic	285	01/09→12/11					
E 300 CDI / BlueTEC	170	03/11→12/15	➡	04/11→		03.0137-9703.2 669703	
						03.0137-9704.2 669704	
E 300 Hybrid / BlueTEC Hybrid	150	12/11→12/16	➡	06/12→		03.0137-9703.2 669703	
						03.0137-9704.2 669704	
E 63 AMG	430	02/13→12/16	➡	04/13→		03.0137-9703.2 669703	
E 63 AMG 4-matic	430	02/13→12/16				03.0137-9704.2 669704	
 Seilzug, Feststellbremse							
E 180	115	08/13→12/15		Scheibenbremse; 	2	24.3727-0478.2 580478	L= 743
E 200	135	01/13→12/16		für Rechtslenker; Scheibenbremse; 	1	24.3727-0479.2 580479	L= 1.660
E 200 CGI	135	08/09→12/15					
E 200 NGT	115 - 120	03/11→12/15		Scheibenbremse; 	1	24.3727-0483.2 580483	L= 1.250
				für Linkslenker; Scheibenbremse; 	1	24.3727-0484.2 580484	L= 2.040
E 220 BlueTEC	130	05/14→12/15					
E 220 BlueTEC 4-matic	125	01/15→12/15					
E 250	150 - 155	05/09→12/16					
E 250 CDI / BlueTEC 4-matic	150	01/11→12/15					
E 300	185	07/11→12/15					
E 300 4-matic	185	07/11→12/15					
E 350	225	09/11→12/15					
E 350 4-matic	225	09/11→12/15					
E 350 BlueTEC	185 - 190	01/13→12/15					
E 350 BlueTEC 4-matic	185 - 190	01/13→12/15					
E 350 CDI	157 - 195	09/10→12/15					

MERCEDES-BENZ - E-KLASSE (W212) 01/09→12/16

Seilzug, Feststellbremse

E 400	245	01/13→12/16		Scheibenbremse;	2	24.3727-0478.2	580478	L= 743
E 400 4-matic	245	01/13→12/16		für Rechtslenker; Scheibenbremse;	1	24.3727-0479.2	580479	L= 1.660
E 500	300	09/11→12/15						
E 500 4-matic	300	09/11→12/15		Scheibenbremse;	1	24.3727-0483.2	580483	L= 1.250
E 63 AMG	386 - 410	12/09→12/16		für Linkslenker; Scheibenbremse;	1	24.3727-0484.2	580484	L= 2.040
E 63 AMG 4-matic	410	01/13→12/16						
E 200 CDI / BlueTEC	100	01/09→12/15		03/09→; Scheibenbremse;	2	24.3727-0478.2	580478	L= 743
E 220 CDI	120	01/09→12/15						
E 220 CDI / BlueTEC	125	01/09→12/16		03/09→; für Rechtslenker; Scheibenbremse;	1	24.3727-0479.2	580479	L= 1.660
E 250 CDI / BlueTEC	150	01/09→12/16						
E 300	170	01/09→12/13		03/09→; Scheibenbremse;	1	24.3727-0483.2	580483	L= 1.250
E 350	200	01/09→12/13						
E 350 4-matic	200	01/09→12/13		03/09→; für Linkslenker; Scheibenbremse;	1	24.3727-0484.2	580484	L= 2.040
E 350 4-matic	200	01/09→08/11						
E 350 BlueTEC	155	01/09→12/15						
E 350 CDI	170	01/09→12/15						
E 350 CGI	215	01/09→08/11						
E 500	285	01/09→12/11						
E 500 4-matic	285	01/09→12/11						
E 250 CGI	150	01/09→12/15		Scheibenbremse;	2	24.3727-0478.2	580478	L= 743
				für Rechtslenker; Scheibenbremse;	1	24.3727-0479.2	580479	L= 1.660
				für Rechtslenker; Scheibenbremse;	1	24.3727-0483.2	580483	L= 1.250
				für Linkslenker; Scheibenbremse;	1	24.3727-0483.2	580483	L= 1.250
				für Linkslenker; Scheibenbremse;	1	24.3727-0484.2	580484	L= 2.040
E 300 CDI / BlueTEC	170	03/11→12/15		04/11→; Scheibenbremse;	2	24.3727-0478.2	580478	L= 743
				04/11→; für Rechtslenker; Scheibenbremse;	1	24.3727-0479.2	580479	L= 1.660
				04/11→; Scheibenbremse;	1	24.3727-0483.2	580483	L= 1.250
				04/11→; für Linkslenker; Scheibenbremse;	1	24.3727-0484.2	580484	L= 2.040
E 300 Hybrid / BlueTEC Hybrid	150	12/11→12/16		06/12→; Scheibenbremse;	2	24.3727-0478.2	580478	L= 743
				06/12→; für Rechtslenker; Scheibenbremse;	1	24.3727-0479.2	580479	L= 1.660
				06/12→; Scheibenbremse;	1	24.3727-0483.2	580483	L= 1.250
				06/12→; für Linkslenker; Scheibenbremse;	1	24.3727-0484.2	580484	L= 2.040
E 350 CDI 4-matic	170	09/09→08/11		Scheibenbremse;	2	24.3727-0478.2	580478	L= 743
				für Rechtslenker; Scheibenbremse;	1	24.3727-0479.2	580479	L= 1.660
				für Linkslenker; Scheibenbremse;	1	24.3727-0483.2	580483	L= 1.250
				für Linkslenker; Scheibenbremse;	1	24.3727-0484.2	580484	L= 2.040
E 350 CDI 4-matic	195	03/11→12/15		für Linkslenker; Scheibenbremse;	2	24.3727-0478.2	580478	L= 743
				für Linkslenker; Scheibenbremse;	1	24.3727-0483.2	580483	L= 1.250
				für Linkslenker; Scheibenbremse;	1	24.3727-0484.2	580484	L= 2.040
E 63 AMG	430	02/13→12/16		04/13→; Scheibenbremse;	2	24.3727-0478.2	580478	L= 743
E 63 AMG 4-matic	430	02/13→12/16		04/13→; für Rechtslenker; Scheibenbremse;	1	24.3727-0479.2	580479	L= 1.660
				04/13→; Scheibenbremse;	1	24.3727-0483.2	580483	L= 1.250
				04/13→; für Linkslenker; Scheibenbremse;	1	24.3727-0484.2	580484	L= 2.040

MERCEDES-BENZ - E-KLASSE Cabriolet (A124) 05/93→03/98

Bremsbackensatz, Feststellbremse












E 200	100	06/93→03/98	➔			03.0137-0170.2	650170	Ø 164 x 20 + Zub
E 220	110	06/93→03/98						
E 320	162	06/93→03/98						
E 36 AMG	200	05/94→03/98						





















Zubehörsatz, Feststellbremsbacken










E 200	100	06/93→03/98	➔			03.0137-9703.2	669703	
E 220	110	06/93→03/98				03.0137-9704.2	669704	
E 320	162	06/93→03/98						
E 36 AMG	200	05/94→03/98						










Seilzug, Feststellbremse











E 200	100	06/93→03/98		Scheibenbremse;	2	24.3727-0409.2	580409	L= 1.060
E 220	110	06/93→03/98						
E 320	162	06/93→03/98						
E 36 AMG	200	05/94→03/98						








	kw					! #		
MERCEDES-BENZ - E-KLASSE Cabriolet (A207) 01/10→12/16								
 Bremsbackensatz, Feststellbremse								
E 200	135	03/13→12/16	➔				03.0137-4005.2 654005	Ø 164 x 25 + Zub
E 220 BlueTEC	130	05/14→12/16						
E 250	155	06/13→12/16						
E 300	185	04/11→12/16						
E 320	200	07/14→12/16						
E 350	200 - 225	03/10→12/14						
E 350 BlueTEC/ d	190	05/14→12/16						
E 350 BlueTEC	185	06/13→12/16						
E 350 CDI	195	04/11→12/13						
E 350 CGI	215	01/10→12/14						
E 400	245	06/13→12/16						
E 500	300	09/11→12/16						
E 200 CGI	135	01/10→12/16	➔	03/10→			03.0137-4005.2 654005	Ø 164 x 25 + Zub
E 220 CDI / BlueTEC / d	125	01/10→12/16						
E 220 CDI	120	02/10→12/16						
E 250 CDI / BlueTEC / d	150	01/10→12/16						
E 250 CGI	150	01/10→12/16						
E 350 CDI	170	01/10→12/11						
E 500	285	01/10→12/11						
Zubehörsatz, Feststellbremsbacken								
E 200	135	03/13→12/16	➔				03.0137-9703.2 669703	
E 220 BlueTEC	130	05/14→12/16					03.0137-9704.2 669704	
E 250	155	06/13→12/16						
E 300	185	04/11→12/16						
E 320	200	07/14→12/16						
E 350	200 - 225	03/10→12/14						
E 350 BlueTEC/ d	190	05/14→12/16						
E 350 BlueTEC	185	06/13→12/16						
E 350 CDI	195	04/11→12/13						
E 350 CGI	215	01/10→12/14						
E 400	245	06/13→12/16						
E 500	300	09/11→12/16						
E 200 CGI	135	01/10→12/16	➔	03/10→			03.0137-9703.2 669703	
E 220 CDI / BlueTEC / d	125	01/10→12/16					03.0137-9704.2 669704	
E 220 CDI	120	02/10→12/16						
E 250 CDI / BlueTEC / d	150	01/10→12/16						
E 250 CGI	150	01/10→12/16						
E 350 CDI	170	01/10→12/11						
E 500	285	01/10→12/11						
 Seilzug, Feststellbremse								
E 200	135	03/13→12/16		für Linkslenker; Scheibenbremse; ⬆	1	24.3727-0465.2 580465	L= 2.057	
E 220 BlueTEC	130	05/14→12/16		Scheibenbremse; ⬇	2	24.3727-0467.2 580467	L= 728	
E 250	155	06/13→12/16		Scheibenbremse; ⬇	1	24.3727-0470.2 580470	L= 1.152	
E 300	185	04/11→12/16						
E 320	200	07/14→12/16						
E 350	200 - 225	03/10→12/14						
E 350 BlueTEC/ d	190	05/14→12/16						
E 350 BlueTEC	185	06/13→12/16						
E 350 CDI	195	04/11→12/13						
E 350 CGI	215	01/10→12/14						
E 400	245	06/13→12/16						
E 500	300	09/11→12/16						
E 200 CGI	135	01/10→12/16		03/10→; für Linkslenker; Scheibenbremse; ⬆	1	24.3727-0465.2 580465	L= 2.057	
E 220 CDI / BlueTEC / d	125	01/10→12/16						
E 220 CDI	120	02/10→12/16		03/10→; Scheibenbremse; ⬇	2	24.3727-0467.2 580467	L= 728	
E 250 CDI / BlueTEC / d	150	01/10→12/16		03/10→; Scheibenbremse; ⬇	1	24.3727-0470.2 580470	L= 1.152	
E 250 CGI	150	01/10→12/16						
E 350 CDI	170	01/10→12/11						
E 500	285	01/10→12/11						
MERCEDES-BENZ - E-KLASSE Coupe (C124) 06/93→06/97								
 Bremsbackensatz, Feststellbremse								
E 200	100	06/93→06/97	➔				03.0137-0170.2 650170	Ø 164 x 20 + Zub
E 220	110	06/93→06/97						
E 320	162	06/93→06/97						
E 36 AMG	200	05/94→06/97						
Zubehörsatz, Feststellbremsbacken								
E 200	100	06/93→06/97	➔				03.0137-9703.2 669703	
E 220	110	06/93→06/97					03.0137-9704.2 669704	
E 320	162	06/93→06/97						
E 36 AMG	200	05/94→06/97						
 Seilzug, Feststellbremse								
E 200	100	06/93→06/97	➔	Scheibenbremse; ⬇	2	24.3727-0409.2 580409	L= 1.060	









	kw					! #		
MERCEDES-BENZ - E-KLASSE Coupe (C124) 06/93→06/97								
 Seilzug, Feststellbremse								
E 220 E 320 E 36 AMG	110 162 200	06/93→06/97 06/93→06/97 05/94→06/97		Scheibenbremse; 		2	24.3727-0409.2 580409	L= 1.060
MERCEDES-BENZ - E-KLASSE Coupe (C207) 01/09→12/16								
 Bremsbackensatz, Feststellbremse								
E 200 E 200 CGI E 220 BlueTEC E 220 CDI / d E 220 CDI E 250 E 300 E 320 E 350 E 350 4-matic E 350 BlueTEC / d E 350 BlueTEC E 350 CDI E 400 E 500	135 135 130 125 120 155 185 200 225 225 190 185 195 245 300	06/13→12/16 01/10→12/16 05/14→12/16 01/10→12/16 02/10→12/14 06/13→12/16 04/11→06/16 07/14→12/16 04/11→12/14 02/13→12/16 05/14→12/16 06/13→12/16 06/11→06/13 06/13→12/16 09/11→12/16	➔				03.0137-4005.2 654005	Ø 164 x 25 + Zub
E 250 CDI / BlueTEC / d E 250 CGI E 350 CDI E 350 CGI E 500	150 150 170 215 285	01/09→12/16 01/09→12/16 01/09→06/11 01/09→12/11 01/09→12/16	➔	05/09→			03.0137-4005.2 654005	Ø 164 x 25 + Zub
Zubehörsatz, Feststellbremsbacken								
E 200 E 200 CGI E 220 BlueTEC E 220 CDI / d E 220 CDI E 250 E 300 E 320 E 350 E 350 4-matic E 350 BlueTEC / d E 350 BlueTEC E 350 CDI E 400 E 500	135 135 130 125 120 155 185 200 225 225 190 185 195 245 300	06/13→12/16 01/10→12/16 05/14→12/16 01/10→12/16 02/10→12/14 06/13→12/16 04/11→06/16 07/14→12/16 04/11→12/14 02/13→12/16 05/14→12/16 06/13→12/16 06/11→06/13 06/13→12/16 09/11→12/16	➔				03.0137-9703.2 669703 03.0137-9704.2 669704	
E 250 CDI / BlueTEC / d E 250 CGI E 350 CDI E 350 CGI E 500	150 150 170 215 285	01/09→12/16 01/09→12/16 01/09→06/11 01/09→12/11 01/09→12/16	➔	05/09→			03.0137-9703.2 669703 03.0137-9704.2 669704	
 Seilzug, Feststellbremse								
E 200 E 200 CGI E 220 BlueTEC E 220 CDI / d E 220 CDI E 250 E 300 E 320 E 350 E 350 4-matic E 350 BlueTEC / d E 350 BlueTEC E 350 CDI E 400 E 500	135 135 130 125 120 155 185 200 225 225 190 185 195 245 300	06/13→12/16 01/10→12/16 05/14→12/16 01/10→12/16 02/10→12/14 06/13→12/16 04/11→06/16 07/14→12/16 04/11→12/14 02/13→12/16 05/14→12/16 06/13→12/16 06/11→06/13 06/13→12/16 09/11→12/16		für Linkslenker; Scheibenbremse; 		1	24.3727-0465.2 580465	L= 2.057
				für Rechtslenker; Scheibenbremse; 		2	24.3727-0467.2 580467	L= 728
				für Linkslenker; 		2	24.3727-0467.2 580467	L= 728
						1	24.3727-0470.2 580470	L= 1.152
E 250 CDI / BlueTEC / d E 250 CGI E 350 CDI E 350 CGI E 500	150 150 170 215 285	01/09→12/16 01/09→12/16 01/09→06/11 01/09→12/11 01/09→12/16		05/09→; für Linkslenker; Scheibenbremse; 		1	24.3727-0465.2 580465	L= 2.057
				05/09→; für Rechtslenker; Scheibenbremse; 		2	24.3727-0467.2 580467	L= 728
				05/09→; für Linkslenker; 		2	24.3727-0467.2 580467	L= 728
				05/09→; 		1	24.3727-0470.2 580470	L= 1.152
MERCEDES-BENZ - E-KLASSE Pritsche/Fahrgestell (VF211) 03/03→07/09								
 Bremsbackensatz, Feststellbremse								
E 220 CDI E 270 CDI E 280 CDI ➔	110 - 125 120 - 130 140	10/03→07/09 03/03→07/09 08/05→07/09	➔				03.0137-4017.2 654017	Ø 180 x 25 + Zub






































	kW			 	! #		
MERCEDES-BENZ - E-KLASSE Pritsche/Fahrgestell (VF211) 03/03→07/09							
Zubehörsatz, Feststellbremsbacken							
E 220 CDI	110 - 125	10/03→07/09	➔			03.0137-9703.2 669703	
E 270 CDI	120 - 130	03/03→07/09				03.0137-9704.2 669704	
E 280 CDI	140	08/05→07/09					
 Seilzug, Feststellbremse							
E 220 CDI	110 - 125	10/03→07/09		<input type="checkbox"/>		24.3727-0448.2 580448	L= 1.726
E 270 CDI	120 - 130	03/03→07/09		<input type="checkbox"/>		24.3727-0449.2 580449	L= 1.742
MERCEDES-BENZ - E-KLASSE T-Model (S210) 06/96→03/03							
 Bremsbackensatz, Feststellbremse							
E 200 T	100	06/96→08/00	➔			03.0137-4012.2 654012	Ø 164 x 25 + Zub
E 200 T Kompressor	120	08/00→03/03					
E 230 T	110	06/96→06/97					
E 240 T	125	08/00→03/03					
E 280 T 4-matic	150	12/96→03/03					
E 300 T Turbo-D	130	12/96→07/99					
E 320 T	165	12/96→03/03					
E 320 T CDI	145	07/99→03/03					
E 420 T	205	06/96→06/97					
E 430 T 4-matic	205	05/99→03/03					
E 200 T Kompressor	137	06/97→03/03	➔	09/97→		03.0137-4012.2 654012	Ø 164 x 25 + Zub
E 240 T	125	06/97→03/03					
E 250 T Turbo-D	110	06/97→07/99					
E 430 T	205	06/97→03/03					
E 55 T AMG	260	08/97→03/03					
E 220 T CDI	100 - 105	05/99→03/03	➔	Radstand [mm]: 3.570		03.0137-0244.2 650244	Ø 164 x 25 + Zub
E 270 T CDI	120 - 125	07/99→03/03	➔	Radstand [mm]: 2.833		03.0137-4012.2 654012	Ø 164 x 25 + Zub
E 290 T Turbo-D	95	06/96→07/99					
E 220 T CDI	92	06/98→07/99	➔	07/98→; Radstand [mm]: 3.570		03.0137-0244.2 650244	Ø 164 x 25 + Zub
			➔	07/98→; Radstand [mm]: 2.833		03.0137-4012.2 654012	Ø 164 x 25 + Zub
E 250 T D	83	06/96→07/99	➔	Radstand [mm]: 3.570		03.0137-0244.2 650244	Ø 164 x 25 + Zub
			➔	Radstand [mm]: 2.833		03.0137-4012.2 654012	Ø 164 x 25 + Zub
			➔	für Rechtslenker; Radstand [mm]: 2.833		03.0137-4012.2 654012	Ø 164 x 25 + Zub
E 280 T	150	12/96→03/03	➔	Radstand [mm]: 3.570		03.0137-4012.2 654012	Ø 164 x 25 + Zub
E 320 T 4-matic	165	12/96→03/03	➔	06/97→		03.0137-4012.2 654012	Ø 164 x 25 + Zub
Zubehörsatz, Feststellbremsbacken							
E 200 T	100	06/96→08/00				03.0137-9248.2 669248	
E 200 T Kompressor	120	08/00→03/03					
E 230 T	110	06/96→06/97	➔			03.0137-9703.2 669703	
E 240 T	125	08/00→03/03				03.0137-9704.2 669704	
E 280 T 4-matic	150	12/96→03/03					
E 300 T Turbo-D	130	12/96→07/99					
E 320 T	165	12/96→03/03					
E 320 T CDI	145	07/99→03/03					
E 420 T	205	06/96→06/97					
E 430 T 4-matic	205	05/99→03/03					
E 200 T Kompressor	137	06/97→03/03		09/97→		03.0137-9248.2 669248	
E 240 T	125	06/97→03/03					
E 250 T Turbo-D	110	06/97→07/99	➔	09/97→		03.0137-9703.2 669703	
E 430 T	205	06/97→03/03				03.0137-9704.2 669704	
E 55 T AMG	260	08/97→03/03					
E 220 T CDI	100 - 105	05/99→03/03		Radstand [mm]: 2.833		03.0137-9248.2 669248	
E 250 T D	83	06/96→07/99	➔	Radstand [mm]: 2.833		03.0137-9703.2 669703	
E 270 T CDI	120 - 125	07/99→03/03				03.0137-9704.2 669704	
E 290 T Turbo-D	95	06/96→07/99					
E 220 T CDI	92	06/98→07/99	➔	07/98→; Radstand [mm]: 2.833		03.0137-9248.2 669248	
			➔	07/98→; Radstand [mm]: 2.833		03.0137-9703.2 669703	
						03.0137-9704.2 669704	
E 280 T	150	12/96→03/03		Radstand [mm]: 3.570		03.0137-9248.2 669248	
			➔	Radstand [mm]: 3.570		03.0137-9703.2 669703	
						03.0137-9704.2 669704	
E 320 T 4-matic	165	12/96→03/03		06/97→		03.0137-9248.2 669248	
			➔	06/97→		03.0137-9703.2 669703	
						03.0137-9704.2 669704	














	kw			 	! #		
MERCEDES-BENZ - E-KLASSE T-Model (S210) 06/96→03/03							
 Seilzug, Feststellbremse							
E 200 T	100	06/96→08/00		Scheibenbremse; <input type="checkbox"/>		24.3727-0424.2 580424	L= 1.058
E 230 T	110	06/96→06/97		Scheibenbremse; <input type="checkbox"/>		24.3727-0425.2 580425	L= 1.031
E 240 T	125	08/00→03/03					
E 270 T CDI	120 - 125	07/99→03/03		für Linkslenker; Scheibenbremse; <input checked="" type="checkbox"/>	1	24.3727-0426.2 580426	L= 2.613
E 300 T Turbo-D	130	12/96→07/99					
E 320 T	165	12/96→03/03					
E 320 T CDI	145	07/99→03/03					
E 420 T	205	06/96→06/97					
E 430 T 4-matic	205	05/99→03/03					
E 200 T Kompressor	137	06/97→03/03		09/97→; für Linkslenker; Scheibenbremse; <input type="checkbox"/>		24.3727-0424.2 580424	L= 1.058
E 250 T Turbo-D	110	06/97→07/99					
				09/97→; für Linkslenker; Scheibenbremse; <input type="checkbox"/>		24.3727-0425.2 580425	L= 1.031
				09/97→; für Linkslenker; Scheibenbremse; <input checked="" type="checkbox"/>	1	24.3727-0426.2 580426	L= 2.613
E 200 T Kompressor	120	08/00→03/03		für Linkslenker; Scheibenbremse; <input type="checkbox"/>		24.3727-0424.2 580424	L= 1.058
E 220 T CDI	100 - 105	05/99→03/03		für Linkslenker; Scheibenbremse; <input type="checkbox"/>		24.3727-0425.2 580425	L= 1.031
E 280 T 4-matic	150	12/96→03/03		für Linkslenker; Scheibenbremse; <input checked="" type="checkbox"/>	1	24.3727-0426.2 580426	L= 2.613
E 220 T CDI	92	06/98→07/99					
				07/98→; für Linkslenker; Scheibenbremse; <input type="checkbox"/>		24.3727-0424.2 580424	L= 1.058
				07/98→; für Linkslenker; Scheibenbremse; <input type="checkbox"/>		24.3727-0425.2 580425	L= 1.031
				07/98→; für Linkslenker; Scheibenbremse; <input checked="" type="checkbox"/>	1	24.3727-0426.2 580426	L= 2.613
E 240 T	125	06/97→03/03		09/97→; Scheibenbremse; <input type="checkbox"/>		24.3727-0424.2 580424	L= 1.058
E 430 T	205	06/97→03/03					
E 55 T AMG	260	08/97→03/03		09/97→; Scheibenbremse; <input type="checkbox"/>		24.3727-0425.2 580425	L= 1.031
				09/97→; für Linkslenker; Scheibenbremse; <input checked="" type="checkbox"/>	1	24.3727-0426.2 580426	L= 2.613
E 250 T D	83	06/96→07/99		für Linkslenker; Radstand [mm]: 2.833; Scheibenbremse; <input type="checkbox"/>		24.3727-0424.2 580424	L= 1.058
E 290 T Turbo-D	95	06/96→07/99					
				für Linkslenker; Radstand [mm]: 3.570; Scheibenbremse; <input type="checkbox"/>		24.3727-0424.2 580424	L= 1.058
				für Rechtslenker; Scheibenbremse; <input type="checkbox"/>		24.3727-0424.2 580424	L= 1.058
				für Linkslenker; Radstand [mm]: 2.833; Scheibenbremse; <input type="checkbox"/>		24.3727-0425.2 580425	L= 1.031
				für Linkslenker; Radstand [mm]: 3.570; Scheibenbremse; <input type="checkbox"/>		24.3727-0425.2 580425	L= 1.031
				für Rechtslenker; Scheibenbremse; <input type="checkbox"/>		24.3727-0425.2 580425	L= 1.031
				für Linkslenker; Radstand [mm]: 2.833; Scheibenbremse; <input checked="" type="checkbox"/>	1	24.3727-0426.2 580426	L= 2.613
E 280 T	150	12/96→03/03		für Linkslenker; Radstand [mm]: 3.570; Scheibenbremse; <input type="checkbox"/>		24.3727-0424.2 580424	L= 1.058
				für Linkslenker; Radstand [mm]: 3.570; Scheibenbremse; <input type="checkbox"/>		24.3727-0425.2 580425	L= 1.031
E 320 T 4-matic	165	12/96→03/03					
				06/97→; für Linkslenker; Scheibenbremse; <input type="checkbox"/>		24.3727-0424.2 580424	L= 1.058
				06/97→; für Linkslenker; Scheibenbremse; <input type="checkbox"/>		24.3727-0425.2 580425	L= 1.031
				06/97→; für Linkslenker; Scheibenbremse; <input checked="" type="checkbox"/>	1	24.3727-0426.2 580426	L= 2.613
MERCEDES-BENZ - E-KLASSE T-Model (S211) 02/03→07/09							
 Bremsbackensatz, Feststellbremse							
350 CGI	215	05/06→07/09	➔			03.0137-4017.2 654017	Ø 180 x 25 + Zub
E 200 CDI	100	04/06→07/09					
E 200 Kompressor	135	04/06→07/09					
E 200 T Kompressor	120	03/03→07/09					
E 220 CDI	100	03/03→07/09					
E 220 T CDI	110 - 125	03/03→07/09					
E 230 T	150	05/07→07/09					
E 240 T	130	03/03→07/09					
E 240 T 4-matic	130	07/03→07/09					
E 270 T CDI	120 - 130	03/03→07/09					
E 280 T CDI	130 - 140	05/04→07/09					
E 320 T	165	03/03→07/09					
E 320 T 4-matic	165	07/03→07/09					
E 320 T CDI	150 - 165	03/03→07/09					
E 350 T	200	03/05→07/09					
E 350 T 4-matic	200	03/05→07/09	➔				













	kW			 	! #		
MERCEDES-BENZ - E-KLASSE T-Model (S211) 02/03→07/09							
 Bremsbackensatz, Feststellbremse							
E 500 T	225 - 285	10/03→07/09	➔			03.0137-4017.2 654017	Ø 180 x 25 + Zub
E 500 T 4-matic	225 - 285	10/03→07/09					
E 55 T AMG Kompressor	350	07/03→07/09					
E 63 AMG	378	03/06→07/09					
E 280 T	170	03/05→07/09	➔	05/05→		03.0137-4017.2 654017	Ø 180 x 25 + Zub
E 280 T 4-matic	170	03/05→07/09					
E 280 T CDI 4-matic	140	03/05→07/09					
E 320 T CDI 4-matic	165	03/05→07/09					
Zubehörsatz, Feststellbremsbacken							
350 CGI	215	05/06→07/09	➔			03.0137-9297.2 669297	
E 200 CDI	100	04/06→07/09				03.0137-9703.2 669703	
E 200 Kompressor	135	04/06→07/09				03.0137-9704.2 669704	
E 200 T Kompressor	120	03/03→07/09					
E 220 CDI	100	03/03→07/09					
E 220 T CDI	110 - 125	03/03→07/09					
E 230 T	150	05/07→07/09					
E 240 T	130	03/03→07/09					
E 240 T 4-matic	130	07/03→07/09					
E 270 T CDI	120 - 130	03/03→07/09					
E 280 T CDI	130 - 140	05/04→07/09					
E 320 T	165	03/03→07/09					
E 320 T 4-matic	165	07/03→07/09					
E 320 T CDI	150 - 165	03/03→07/09					
E 350 T	200	03/05→07/09					
E 350 T 4-matic	200	03/05→07/09					
E 500 T	225 - 285	10/03→07/09					
E 500 T 4-matic	225 - 285	10/03→07/09					
E 55 T AMG Kompressor	350	07/03→07/09					
E 63 AMG	378	03/06→07/09					
E 280 T	170	03/05→07/09	➔	05/05→		03.0137-9297.2 669297	
E 280 T 4-matic	170	03/05→07/09				03.0137-9703.2 669703	
E 280 T CDI 4-matic	140	03/05→07/09				03.0137-9704.2 669704	
E 320 T CDI 4-matic	165	03/05→07/09					
 Seilzug, Feststellbremse							
350 CGI	215	05/06→07/09		für Linkslenker; Scheibenbremse; <input checked="" type="checkbox"/>	1	24.3727-0447.2 580447	L= 1.952
E 200 CDI	100	04/06→07/09		Scheibenbremse; <input type="checkbox"/>		24.3727-0448.2 580448	L= 1.726
E 200 Kompressor	135	04/06→07/09		Scheibenbremse; <input type="checkbox"/>		24.3727-0449.2 580449	L= 1.742
E 200 T Kompressor	120	03/03→07/09					
E 220 CDI	100	03/03→07/09					
E 220 T CDI	110 - 125	03/03→07/09					
E 230 T	150	05/07→07/09					
E 240 T	130	03/03→07/09					
E 240 T 4-matic	130	07/03→07/09					
E 270 T CDI	120 - 130	03/03→07/09					
E 280 T CDI	130	05/04→07/09					
E 320 T	165	03/03→07/09					
E 320 T 4-matic	165	07/03→07/09					
E 320 T CDI	150	03/03→07/09					
E 350 T	200	03/05→07/09					
E 350 T 4-matic	200	03/05→07/09					
E 500 T	225 - 285	10/03→07/09					
E 500 T 4-matic	225 - 285	10/03→07/09					
E 55 T AMG Kompressor	350	07/03→07/09					
E 63 AMG	378	03/06→07/09					
E 280 T	170	03/05→07/09		05/05→; für Linkslenker; Scheibenbremse; <input checked="" type="checkbox"/>	1	24.3727-0447.2 580447	L= 1.952
E 280 T 4-matic	170	03/05→07/09		05/05→; Scheibenbremse; <input type="checkbox"/>		24.3727-0448.2 580448	L= 1.726
E 320 T CDI 4-matic	165	03/05→07/09		05/05→; Scheibenbremse; <input type="checkbox"/>		24.3727-0449.2 580449	L= 1.742
MERCEDES-BENZ - E-KLASSE T-Model (S212) 08/09→12/16							
 Bremsbackensatz, Feststellbremse							
E 200	135	11/12→12/16	➔	03/13→		03.0137-4007.2 654007	Ø 180 x 25 - HEB / + Zub
E 250	155	11/12→12/16					
→							




















	kW			 	! #		
MERCEDES-BENZ - E-KLASSE T-Model (S212) 08/09→12/16							
Bremsbackensatz, Feststellbremse							
E 200 CDI / BlueTEC	100	11/09→12/16	➔			03.0137-4007.2 654007	Ø 180 x 25 - HEB / + Zub
E 200 CGI	135	11/09→12/16					
E 220 BlueTEC	130	05/15→12/16					
E 220 BlueTEC 4-matic	125	12/14→12/16					
E 220 CDI / BlueTEC	125	11/09→12/16					
E 250 CDI / BlueTEC	150	11/09→12/16					
E 250 CDI / BlueTEC 4-matic	150	07/10→12/16					
E 250 CGI	150	11/09→12/13					
E 300	170 - 185	11/09→12/16					
E 300 4-matic	185	07/11→12/16					
E 300 CDI / BlueTEC	170	11/09→12/16					
E 350	225	09/11→12/14					
E 350 4-matic	200 - 225	11/09→12/16					
E 350 BlueTEC	155 - 190	11/09→12/16					
E 350 BlueTEC 4-matic	190	07/14→12/16					
E 350 CDI	170 - 195	11/09→12/13					
E 350 CDI 4-matic	170 - 195	11/09→12/13					
E 350 CGI	215	11/09→12/11					
E 400	245	01/13→12/16					
E 400 4-matic	245	01/13→12/16					
E 500	285 - 300	11/09→12/16					
E 500 4-matic	300	09/11→12/16					
E 63 AMG	386 - 410	02/11→12/16					
E 63 AMG 4-matic	410	02/11→12/16					
E 220 CDI	120	08/09→08/14	➔	11/09→		03.0137-4007.2 654007	Ø 180 x 25 - HEB / + Zub
E 350	200	08/09→12/11					
E 63 AMG	386	08/09→12/11					
E 300 Hybrid / BlueTEC Hybrid	150	12/11→12/16	➔	06/12→		03.0137-4007.2 654007	Ø 180 x 25 - HEB / + Zub
E 350 BlueTEC	185	11/12→12/16	➔	01/13→		03.0137-4007.2 654007	Ø 180 x 25 - HEB / + Zub
E 350 BlueTEC 4-matic	185	11/12→12/16					
E 63 AMG	430	02/13→12/16	➔	04/13→		03.0137-4007.2 654007	Ø 180 x 25 - HEB / + Zub
E 63 AMG 4-matic	430	02/13→12/16					
Zubehörsatz, Feststellbremsbacken							
E 200	135	11/12→12/16	➔	03/13→		03.0137-9703.2 669703	
E 250	155	11/12→12/16				03.0137-9704.2 669704	
E 200 CDI / BlueTEC	100	11/09→12/16	➔			03.0137-9703.2 669703	
E 200 CGI	135	11/09→12/16				03.0137-9704.2 669704	
E 220 BlueTEC	130	05/15→12/16					
E 220 BlueTEC 4-matic	125	12/14→12/16					
E 220 CDI / BlueTEC	125	11/09→12/16					
E 250 CDI / BlueTEC	150	11/09→12/16					
E 250 CDI / BlueTEC 4-matic	150	07/10→12/16					
E 250 CGI	150	11/09→12/13					
E 300	170 - 185	11/09→12/16					
E 300 4-matic	185	07/11→12/16					
E 300 CDI / BlueTEC	170	11/09→12/16					
E 300 CDI	150	12/09→12/10					
E 350	225	09/11→12/14					
E 350 4-matic	200 - 225	11/09→12/16					
E 350 BlueTEC	155 - 190	11/09→12/16					
E 350 BlueTEC 4-matic	190	07/14→12/16					
E 350 CDI	170 - 195	11/09→12/13					
E 350 CDI 4-matic	170 - 195	11/09→12/13					
E 350 CGI	215	11/09→12/11					
E 400	245	01/13→12/16					
E 400 4-matic	245	01/13→12/16					
E 500	285 - 300	11/09→12/16					
E 500 4-matic	300	09/11→12/16					
E 63 AMG	386 - 410	02/11→12/16					
E 63 AMG 4-matic	410	02/11→12/16					
E 220 CDI	120	08/09→08/14	➔	11/09→		03.0137-9703.2 669703	
E 350	200	08/09→12/11				03.0137-9704.2 669704	
E 63 AMG	386	08/09→12/11					
➔							











	kw					! #		
MERCEDES-BENZ - E-KLASSE T-Model (S212) 08/09→12/16								
Zubehörsatz, Feststellbremsbacken								
E 300 Hybrid / BlueTEC Hybrid	150	12/11→12/16	➡	06/12→			03.0137-9703.2 669703 03.0137-9704.2 669704	
E 350 BlueTEC E 350 BlueTEC 4-matic	185 185	11/12→12/16 11/12→12/16	➡	01/13→			03.0137-9703.2 669703 03.0137-9704.2 669704	
E 63 AMG E 63 AMG 4-matic	430 430	02/13→12/16 02/13→12/16	➡	04/13→			03.0137-9703.2 669703 03.0137-9704.2 669704	
 Seilzug, Feststellbremse								
E 200 E 250	135 155	11/12→12/16 11/12→12/16		03/13→; Scheibenbremse; ⬇	2	24.3727-0478.2 580478	L= 743	
				03/13→; für Rechtslenker; Scheibenbremse; ⬆	1	24.3727-0479.2 580479	L= 1.660	
				03/13→; für Rechtslenker; Scheibenbremse; ⬇	1	24.3727-0483.2 580483	L= 1.250	
				03/13→; für Linkslenker; ⬇	1	24.3727-0483.2 580483	L= 1.250	
				03/13→; für Linkslenker; ⬆	1	24.3727-0484.2 580484	L= 2.040	
E 200 CDI / BlueTEC E 200 CGI E 220 BlueTEC 4-matic E 220 CDI / BlueTEC E 250 CDI / BlueTEC E 250 CDI / BlueTEC 4-matic E 250 CGI E 300 E 300 4-matic E 300 CDI / BlueTEC E 350 E 350 4-matic E 350 BlueTEC E 350 BlueTEC 4-matic E 350 CDI E 350 CDI 4-matic E 350 CGI E 400 E 400 4-matic E 500 E 500 4-matic E 63 AMG E 63 AMG 4-matic	100 135 125 125 150 150 150 170 - 185 185 170 225 200 - 225 155 - 190 190 170 - 195 170 - 195 215 245 245 285 - 300 300 386 - 410 410	11/09→12/16 11/09→12/16 12/14→12/16 11/09→12/16 11/09→12/16 07/10→12/16 11/09→12/13 11/09→12/16 07/11→12/16 11/09→12/16 09/11→12/14 11/09→12/16 11/09→12/16 07/14→12/16 11/09→12/13 11/09→12/13 11/09→12/11 01/13→12/16 01/13→12/16 11/09→12/16 09/11→12/16 02/11→12/16 02/11→12/16		Scheibenbremse; ⬇ für Rechtslenker; Scheibenbremse; ⬆ für Rechtslenker; Scheibenbremse; ⬇ für Rechtslenker; Scheibenbremse; ⬆ für Linkslenker; ⬇ für Linkslenker; ⬆	2 1 1 1 1 1	24.3727-0478.2 580478 24.3727-0479.2 580479 24.3727-0483.2 580483 24.3727-0483.2 580483 24.3727-0483.2 580483 24.3727-0484.2 580484	L= 743 L= 1.660 L= 1.250 L= 1.250 L= 1.250 L= 2.040	
E 220 BlueTEC	130	05/15→12/16		Scheibenbremse; ⬇ für Rechtslenker; Scheibenbremse; ⬇ für Rechtslenker; Scheibenbremse; ⬆ für Rechtslenker; Scheibenbremse; ⬇ ⬇ ⬆	2 2 1 1 1 1	24.3727-0478.2 580478 24.3727-0478.2 580478 24.3727-0479.2 580479 24.3727-0483.2 580483 24.3727-0483.2 580483 24.3727-0484.2 580484	L= 743 L= 743 L= 1.660 L= 1.250 L= 1.250 L= 2.040	
E 220 CDI E 350 E 63 AMG	120 200 386	08/09→08/14 08/09→12/11 08/09→12/11		11/09→; Scheibenbremse; ⬇ 11/09→; für Rechtslenker; Scheibenbremse; ⬆ 11/09→; für Rechtslenker; Scheibenbremse; ⬇ 11/09→; für Linkslenker; ⬇ 11/09→; für Linkslenker; ⬆	2 1 1 1 1	24.3727-0478.2 580478 24.3727-0479.2 580479 24.3727-0483.2 580483 24.3727-0483.2 580483 24.3727-0484.2 580484	L= 743 L= 1.660 L= 1.250 L= 1.250 L= 2.040	
E 300 Hybrid / BlueTEC Hybrid	150	12/11→12/16		06/12→; Scheibenbremse; ⬇ 06/12→; für Rechtslenker; Scheibenbremse; ⬆ 06/12→; für Rechtslenker; Scheibenbremse; ⬇ 06/12→; für Linkslenker; ⬇ 06/12→; für Linkslenker; ⬆	2 1 1 1 1	24.3727-0478.2 580478 24.3727-0479.2 580479 24.3727-0483.2 580483 24.3727-0483.2 580483 24.3727-0484.2 580484	L= 743 L= 1.660 L= 1.250 L= 1.250 L= 2.040	
E 350 BlueTEC E 350 BlueTEC 4-matic	185 185	11/12→12/16 11/12→12/16		01/13→; Scheibenbremse; ⬇ 01/13→; für Rechtslenker; Scheibenbremse; ⬆ 01/13→; für Rechtslenker; Scheibenbremse; ⬇ 01/13→; für Linkslenker; ⬇	2 1 1 1	24.3727-0478.2 580478 24.3727-0479.2 580479 24.3727-0483.2 580483 24.3727-0483.2 580483	L= 743 L= 1.660 L= 1.250 L= 1.250	

	kw					! #		
MERCEDES-BENZ - E-KLASSE T-Model (S212) 08/09→12/16								
 Seilzug, Feststellbremse								
E 350 BlueTEC	185	11/12→12/16			01/13→; für Linkslenker; 	1	24.3727-0484.2 580484	L= 2.040
E 350 BlueTEC 4-matic	185	11/12→12/16						
E 63 AMG	430	02/13→12/16			04/13→; Scheibenbremse; 	2	24.3727-0478.2 580478	L= 743
E 63 AMG 4-matic	430	02/13→12/16			04/13→; für Rechtslenker; Scheibenbremse; 	1	24.3727-0479.2 580479	L= 1.660
					04/13→; für Rechtslenker; Scheibenbremse; 	1	24.3727-0483.2 580483	L= 1.250
					04/13→; für Linkslenker; 	1	24.3727-0483.2 580483	L= 1.250
					04/13→; für Linkslenker; 	1	24.3727-0484.2 580484	L= 2.040
MERCEDES-BENZ - EQV (W447) 06/20→								
 Bremsbackensatz, Feststellbremse								
EQV 300	150	06/20→					03.0137-4009.2 654009	Ø 186 x 20 - HEB / + Zub
Zubehörsatz, Feststellbremsbacken								
EQV 300	150	06/20→					03.0137-9703.2 669703 03.0137-9704.2 669704	
MERCEDES-BENZ - eSPRINTER Kasten (B910) 02/20→								
 Bremsbackensatz, Feststellbremse								
Electric	85	02/20→			- eFSB		03.0137-4003.2 654003	Ø 180 x 25 + Zub
Zubehörsatz, Feststellbremsbacken								
Electric	85	02/20→			- eFSB		03.0137-9700.2 669700 03.0137-9704.2 669704	
MERCEDES-BENZ - eVITO Kasten (W447) 03/19→								
 Bremsbackensatz, Feststellbremse								
Electric	85	03/19→					03.0137-4009.2 654009	Ø 186 x 20 - HEB / + Zub
Zubehörsatz, Feststellbremsbacken								
Electric	85	03/19→					03.0137-9703.2 669703 03.0137-9704.2 669704	
MERCEDES-BENZ - eVITO Tourer (W447) 04/19→								
 Bremsbackensatz, Feststellbremse								
Electric	85	04/19→					03.0137-4009.2 654009	Ø 186 x 20 - HEB / + Zub
Zubehörsatz, Feststellbremsbacken								
Electric	85	04/19→					03.0137-9703.2 669703 03.0137-9704.2 669704	
MERCEDES-BENZ - G-KLASSE (W461) 09/89→								
 Radbremszylinder								
230 GE	92	06/93→07/00				2	24.3217-1109.3 020173	GG
290 GD/G 290 D	70	06/93→07/00						
G 290 TD	88	07/97→						
G 300 CDI	135	04/10→				2	24.3217-1109.3 020173 24.3222-1732.3 020537	GG GG
 Bremstrommel								
230 GE	92	06/93→07/00					24.0226-0001.1 480050	Ø 300 x 64 / 261,5
290 GD/G 290 D	70	06/93→07/00						
G 290 TD	88	07/97→						
 Bremsbackensatz, Feststellbremse								
G 270 CDI	115	01/03→					03.0137-4001.2 654001	Ø 160 x 40 + Zub
G 280 CDI	135	04/09→						
Zubehörsatz, Feststellbremsbacken								
G 270 CDI	115	01/03→					03.0137-9700.2 669700	
G 280 CDI	135	04/09→					03.0137-9704.2 669704	
 Seilzug, Feststellbremse								
G 270 CDI	115	01/03→					24.3727-0476.2 580476	L= 2.230
							24.3727-0477.2 580477	L= 2.374
→								

	kw			 	! #		
MERCEDES-BENZ - G-KLASSE (W461) 09/89→							
 Seilzug, Feststellbremse							
G 280 CDI G 300 CDI	135 135	04/09→ 04/10→		nicht für erhöhte Nutzlast; Scheibenbremse; <input type="checkbox"/>		24.3727-0476.2 580476	L= 2.230
				nicht für erhöhte Nutzlast; Scheibenbremse; <input type="checkbox"/>		24.3727-0477.2 580477	L= 2.374
MERCEDES-BENZ - G-KLASSE (W463) 09/89→							
 Radbremszylinder							
300 GE G 270 CDI G 300 TD G 320 G 36 AMG G 400 CDI G 500 G 55 AMG	128 115 130 155 - 158 200 184 218 260 - 373	06/90→08/97 10/01→07/03 08/96→07/00 09/94→08/04 01/95→07/98 12/00→07/06 04/98→ 04/99→	➔		2	24.3217-1109.3 020173	GG
 Bremstrommel							
300 GE G 270 CDI G 300 TD G 320 G 36 AMG G 400 CDI G 500 G 55 AMG	128 115 130 155 - 158 200 184 218 260 - 373	06/90→08/97 10/01→07/03 08/96→07/00 09/94→08/04 01/95→07/98 12/00→07/06 04/98→ 04/99→	➔			24.0226-0001.1 480050	Ø 300 x 64 / 261,5
 Bremsbackensatz, Feststellbremse							
AMG G 63 AMG G 65 G 320 CDI G 350 CDI G 350 d G 400 CDI G 500 G 55 AMG	420 463 165 165 180 184 218 - 310 260 - 373	06/15→ 06/15→ 09/06→ 06/09→12/11 06/15→ 12/00→07/06 04/98→	➔			03.0137-4001.2 654001	Ø 160 x 40 + Zub
G 65 AMG	450	05/12→	➔	06/12→		03.0137-4001.2 654001	Ø 160 x 40 + Zub
Zubehörsatz, Feststellbremsbacken							
G 320 CDI G 350 CDI G 350 d G 400 CDI G 500 G 55 AMG	165 165 180 184 218 - 285 260 - 373	09/06→ 06/09→12/11 06/15→ 12/00→07/06 04/98→	➔			03.0137-9700.2 669700	
G 65 AMG	450	05/12→	➔	06/12→		03.0137-9700.2 669700	
			➔	06/12→		03.0137-9704.2 669704	
 Seilzug, Feststellbremse							
AMG G 63 AMG G 65	420 463	06/15→ 06/15→		<input type="checkbox"/>		24.3727-0476.2 580476	L= 2.230
				<input type="checkbox"/>		24.3727-0477.2 580477	L= 2.374
G 320 CDI G 350 CDI G 500	165 155 285	09/06→ 07/11→ 05/08→		Scheibenbremse; <input type="checkbox"/>		24.3727-0476.2 580476	L= 2.230
				Scheibenbremse; <input type="checkbox"/>		24.3727-0477.2 580477	L= 2.374
G 350 CDI G 350 d	165 180	06/09→12/11 06/15→		Komponentennummer: 504028/02; <input type="checkbox"/>		24.3727-0476.2 580476	L= 2.230
				Komponentennummer: 504028/02; <input type="checkbox"/>		24.3727-0477.2 580477	L= 2.374
G 500	310	06/15→		nicht für zul. Gesamtgewicht [kg]: 3.490; <input type="checkbox"/>		24.3727-0476.2 580476	L= 2.230
				nicht für zul. Gesamtgewicht [kg]: 3.490; <input type="checkbox"/>		24.3727-0477.2 580477	L= 2.374
G 63 AMG G 65 AMG	400 450	05/12→ 05/12→		06/12→; Scheibenbremse; <input type="checkbox"/>		24.3727-0476.2 580476	L= 2.230
				06/12→; Scheibenbremse; <input type="checkbox"/>		24.3727-0477.2 580477	L= 2.374
MERCEDES-BENZ - G-KLASSE Cabrio (W463) 09/89→							
 Radbremszylinder							
300 GE 320 GE ➔	125 155	09/89→09/97 09/94→11/97	➔		2	24.3217-1109.3 020173	GG

	kw			 	! #		
MERCEDES-BENZ - G-KLASSE Cabrio (W463) 09/89→							
 Radbremsszylinder							
350 G Turbo-D G 300 TD G 320 G 400 CDI G 500	100 130 158 184 218 - 285	09/91→09/97 09/96→07/00 11/97→08/04 12/00→ 04/98→	➔		2	24.3217-1109.3 020173	GG
 Bremstrommel							
300 GE 320 GE 350 G Turbo-D G 300 TD G 320 G 400 CDI G 500	125 155 100 130 158 184 218 - 285	09/89→09/97 09/94→11/97 09/91→09/97 09/96→07/00 11/97→08/04 12/00→ 04/98→	➔			24.0226-0001.1 480050	Ø 300 x 64 / 261,5
 Bremsbackensatz, Feststellbremse							
G 300 TD G 350 CDI G 400 CDI G 500	130 165 184 218 - 285	09/96→07/00 06/09→12/11 12/00→ 04/98→	➔			03.0137-4001.2 654001	Ø 160 x 40 + Zub
Zubehörsatz, Feststellbremsbacken							
G 300 TD G 350 CDI G 400 CDI G 500	130 165 184 218 - 285	09/96→07/00 06/09→12/11 12/00→ 04/98→	➔			03.0137-9700.2 669700 03.0137-9704.2 669704	
 Seilzug, Feststellbremse							
G 350 CDI	165	06/09→12/11		Komponentennummer: 504028/02; <input type="checkbox"/>		24.3727-0476.2 580476	L= 2.230
				Komponentennummer: 504028/02; <input type="checkbox"/>		24.3727-0477.2 580477	L= 2.374
MERCEDES-BENZ - GLK-KLASSE (X204) 06/08→12/15							
 Bremsbackensatz, Feststellbremse							
200 200 CDI 250 250 4-matic 250 CDI 4-matic 300 4-matic 350 350 CDI 4-matic	135 100 - 105 155 155 150 170 - 185 200 165 - 195	08/13→06/15 07/10→06/15 08/13→06/15 08/13→06/15 09/09→06/15 07/09→12/15 04/09→06/15 07/09→06/15	➔			03.0137-4007.2 654007	Ø 180 x 25 - HEB / + Zub
220 CDI 220 CDI 4-matic	120 - 125 120 - 125	12/08→06/15 12/08→06/15	➔	04/09→		03.0137-4007.2 654007	Ø 180 x 25 - HEB / + Zub
280 4-matic 320 CDI 4-matic 350 4-matic	170 165 200 - 225	06/08→06/09 06/08→06/15 06/08→06/15	➔	09/08→		03.0137-4007.2 654007	Ø 180 x 25 - HEB / + Zub
Zubehörsatz, Feststellbremsbacken							
200 200 CDI 250 250 4-matic 250 CDI 4-matic 300 4-matic 350 350 CDI 4-matic	135 100 - 105 155 155 150 170 - 185 200 165 - 195	08/13→06/15 07/10→06/15 08/13→06/15 08/13→06/15 09/09→06/15 07/09→12/15 04/09→06/15 07/09→06/15	➔			03.0137-9703.2 669703 03.0137-9704.2 669704	
220 CDI 220 CDI 4-matic	120 - 125 120 - 125	12/08→06/15 12/08→06/15	➔	04/09→		03.0137-9703.2 669703 03.0137-9704.2 669704	
280 4-matic 320 CDI 4-matic 350 4-matic	170 165 200 - 225	06/08→06/09 06/08→06/15 06/08→06/15	➔	09/08→		03.0137-9703.2 669703 03.0137-9704.2 669704	
→							

	kW					! #		
MERCEDES-BENZ - GLK-KLASSE (X204) 06/08→12/15								
 Seilzug, Feststellbremse								
200 200 CDI	135 100 - 105	08/13→06/15 07/10→06/15		für Linkslenker; Scheibenbremse; 		1	24.3727-0480.2 580480	L= 2.057
				für Linkslenker; Scheibenbremse; 		1	24.3727-0481.2 580481	L= 1.140
250 250 4-matic 250 CDI 4-matic 300 4-matic	155 155 150 170 - 185	08/13→06/15 08/13→06/15 09/09→06/15 07/09→12/15		für Linkslenker; Scheibenbremse; 		2	24.3727-0482.2 580482	L= 744
350 350 CDI 4-matic	200 165 - 195	04/09→06/15 07/09→06/15						
220 CDI 220 CDI 4-matic	120 - 125 120 - 125	12/08→06/15 12/08→06/15		04/09→; für Linkslenker; Scheibenbremse; 		1	24.3727-0480.2 580480	L= 2.057
				04/09→; für Linkslenker; Scheibenbremse; 		1	24.3727-0481.2 580481	L= 1.140
				04/09→; für Linkslenker; Scheibenbremse; 		2	24.3727-0482.2 580482	L= 744
280 4-matic 320 CDI 4-matic 350 4-matic	170 165 200 - 225	06/08→06/09 06/08→06/15 06/08→06/15		09/08→; für Linkslenker; Scheibenbremse; 		1	24.3727-0480.2 580480	L= 2.057
				09/08→; für Linkslenker; Scheibenbremse; 		1	24.3727-0481.2 580481	L= 1.140
				09/08→; für Linkslenker; Scheibenbremse; 		2	24.3727-0482.2 580482	L= 744
MERCEDES-BENZ - GL-KLASSE (X164) 09/06→12/12								
 Bremsbackensatz, Feststellbremse								
GL 320 CDI / 350 BlueTEC 4-matic GL 350 CDI 4-matic	155 165 - 195	12/09→08/12 05/09→08/12	➡	→ 06/12			03.0137-0451.2 650451	Ø 210 x 30
GL 450 4-matic GL 450 CDI 4-matic GL 500 4-matic	250 225 285	09/06→08/12 05/09→08/12 09/06→12/12						
GL 320 CDI 4-matic GL 420 CDI 4-matic	160 - 165 225	09/06→12/09 09/06→05/09	➡				03.0137-0451.2 650451	Ø 210 x 30
Zubehörsatz, Feststellbremsbacken								
GL 320 CDI / 350 BlueTEC 4-matic GL 350 CDI 4-matic	155 165 - 195	12/09→08/12 05/09→08/12	➡	→ 06/12			03.0137-9288.2 669288	
GL 450 4-matic GL 450 CDI 4-matic GL 500 4-matic	250 225 285	09/06→08/12 05/09→08/12 09/06→12/12						
GL 320 CDI 4-matic GL 420 CDI 4-matic	160 - 165 225	09/06→12/09 09/06→05/09	➡				03.0137-9288.2 669288	
MERCEDES-BENZ - MARCO POLO Camper (W447) 03/15→								
 Bremsbackensatz, Feststellbremse								
160 CDI 170 CDI 180 CDI 200 CDI 200 CDI 4-matic 220 CDI 220 CDI 4-matic 250 CDI 250 CDI 4-matic 300 CDI 300 CDI 4-matic	65 75 84 100 100 120 120 140 140 174 - 176 174 - 176	03/15→ 06/20→ 03/15→ 03/15→ 03/15→ 03/15→ 03/15→ 03/15→ 03/15→ 03/19→	➡				03.0137-4009.2 654009	Ø 186 x 20 - HEB / + Zub
Zubehörsatz, Feststellbremsbacken								
160 CDI 170 CDI 180 CDI 200 CDI 200 CDI 4-matic 220 CDI 220 CDI 4-matic 250 CDI 250 CDI 4-matic 300 CDI 300 CDI 4-matic	65 75 84 100 100 120 120 140 140 174 - 176 174 - 176	03/15→ 06/20→ 03/15→ 03/15→ 03/15→ 03/15→ 03/15→ 03/15→ 03/15→ 03/19→	➡				03.0137-9703.2 669703 03.0137-9704.2 669704	

	kw					! #		
MERCEDES-BENZ - M-KLASSE (W163) 02/98→07/05								
 Bremsbackensatz, Feststellbremse								
ML 230 ML 320	110 160	02/98→06/05 02/98→08/02	➔	03/98→			03.0137-4014.2 654014	Ø 183 x 31 + Zub
ML 270 CDI ML 350 ML 400 CDI ML 500 ML 55 AMG	120 173 184 215 255	12/99→06/05 02/03→06/05 09/01→06/05 09/01→06/05 02/00→06/05	➔				03.0137-4014.2 654014	Ø 183 x 31 + Zub
ML 350	180	08/02→06/05	➔	09/02→			03.0137-4014.2 654014	Ø 183 x 31 + Zub
ML 430	200	02/98→06/05	➔	09/98→			03.0137-4014.2 654014	Ø 183 x 31 + Zub
Zubehörsatz, Feststellbremsbacken								
ML 230 ML 320	110 160	02/98→06/05 02/98→08/02	➔	03/98→			03.0137-9269.2 669269	
ML 270 CDI ML 350 ML 400 CDI ML 500 ML 55 AMG	120 173 184 215 255	12/99→06/05 02/03→06/05 09/01→06/05 09/01→06/05 02/00→06/05	➔				03.0137-9269.2 669269	
ML 350	180	08/02→06/05	➔	09/02→			03.0137-9269.2 669269	
ML 430	200	02/98→06/05	➔	09/98→			03.0137-9269.2 669269	
 Seilzug, Feststellbremse								
ML 230 ML 320	110 160	02/98→06/05 02/98→08/02		03/98→; Scheibenbremse; <input type="checkbox"/>			24.3727-0432.2 580432	L= 2.025
				03/98→; Scheibenbremse; <input type="checkbox"/>			24.3727-0437.2 580437	L= 1.932
ML 270 CDI ML 350 ML 400 CDI ML 500 ML 55 AMG	120 173 184 215 255	12/99→06/05 02/03→06/05 09/01→06/05 09/01→06/05 02/00→06/05		Scheibenbremse; <input type="checkbox"/>			24.3727-0432.2 580432	L= 2.025
				Scheibenbremse; <input type="checkbox"/>			24.3727-0437.2 580437	L= 1.932
ML 350	180	08/02→06/05		09/02→; Scheibenbremse; <input type="checkbox"/>			24.3727-0432.2 580432	L= 2.025
				09/02→; Scheibenbremse; <input type="checkbox"/>			24.3727-0437.2 580437	L= 1.932
ML 430	200	02/98→06/05		09/98→; Scheibenbremse; <input type="checkbox"/>			24.3727-0432.2 580432	L= 2.025
				09/98→; Scheibenbremse; <input type="checkbox"/>			24.3727-0437.2 580437	L= 1.932
MERCEDES-BENZ - M-KLASSE (W164) 02/05→12/12								
 Bremsbackensatz, Feststellbremse								
ML 280 CDI 4-matic ML 320 CDI 4-matic	140 155 - 165	07/05→07/09 07/05→07/11	➔				03.0137-0451.2 650451	Ø 210 x 30
ML 350 CDI 4-matic ML 63 AMG 4-matic	157 375	09/09→12/10 09/06→12/11						
ML 300 4-matic ML 300 CDI 4-matic	170 140 - 150	03/10→12/11 07/09→12/11	➔	→ 05/11			03.0137-0451.2 650451	Ø 210 x 30
ML 350 4-matic ML 350 CDI 4-matic	200 155 - 170	02/05→12/11 07/09→12/11						
ML 450 CDI 4-matic ML 500 4-matic	225 225 - 285	09/09→12/11 07/05→12/11						
ML 63 AMG 4-matic	375	01/06→12/11						
ML 420 CDI 4-matic	225	02/06→09/09	➔	04/06→			03.0137-0451.2 650451	Ø 210 x 30
Zubehörsatz, Feststellbremsbacken								
ML 280 CDI 4-matic ML 320 CDI 4-matic	140 155 - 165	07/05→07/09 07/05→07/11	➔				03.0137-9288.2 669288	
ML 350 CDI 4-matic ML 63 AMG 4-matic	157 375	09/09→12/10 09/06→12/11						
ML 300 4-matic ML 300 CDI 4-matic	170 140 - 150	03/10→12/11 07/09→12/11	➔	→ 05/11			03.0137-9288.2 669288	
ML 350 4-matic ML 350 CDI 4-matic	200 155 - 170	02/05→12/11 07/09→12/11						
ML 450 CDI 4-matic ML 500 4-matic	225 225 - 285	09/09→12/11 07/05→12/11						
ML 63 AMG 4-matic	375	01/06→12/11						
ML 420 CDI 4-matic	225	02/06→09/09	➔	04/06→			03.0137-9288.2 669288	

MERCEDES-BENZ - R-KLASSE (W251, V251) 08/05→10/17

Bremsbackensatz, Feststellbremse

R 280	170	01/07→12/14	➔					
R 280 CDI	140	05/06→12/12						
R 280 CDI 4-matic	140	05/06→12/12						
R 300	170	07/09→12/14						
R 300 CDI	140	07/09→12/12						
R 300 CDI 4-matic	140	07/09→12/12						
R 320 CDI 4-matic	155 -	01/06→12/12						
	165							
R 350	200	01/07→12/12						
R 350 4-matic	200	08/05→12/12						
R 350 CDI 4-matic	165 -	07/09→12/14						
	195							
R 350 CGI 4-matic	225	10/11→12/14						
R 500 4-matic	225 -	08/05→12/14						
	285							
R 63 AMG 4-matic	375	02/06→12/10						
R 350 CDI 4-matic	155	01/06→12/14	➔	05/09→		03.0137-0451.2	650451	Ø 210 x 30

Zubehörsatz, Feststellbremsbacken

R 280	170	01/07→12/14	➔					
R 280 CDI	140	05/06→12/12						
R 280 CDI 4-matic	140	05/06→12/12						
R 300	170	07/09→12/14						
R 300 CDI	140	07/09→12/12						
R 300 CDI 4-matic	140	07/09→12/12						
R 320 CDI 4-matic	155 -	01/06→12/12						
	165							
R 350	200	01/07→12/12						
R 350 4-matic	200	08/05→12/12						
R 350 CDI 4-matic	165 -	07/09→12/14						
	195							
R 350 CGI 4-matic	225	10/11→12/14						
R 500 4-matic	225 -	08/05→12/14						
	285							
R 63 AMG 4-matic	375	02/06→12/10						
R 350 CDI 4-matic	155	01/06→12/14	➔	05/09→		03.0137-9288.2	669288	

MERCEDES-BENZ - S-KLASSE (W140) 02/91→10/98

Bremsbackensatz, Feststellbremse

300 SE	170	03/91→10/98	➔	04/91→ 06/93				
SEL/S320	170	03/91→10/98						
400 SE	210	02/91→10/98	➔	07/93→		03.0137-0244.2	650244	Ø 164 x 25 + Zub
SEL/S420	210	02/91→10/98						
500 SE	240	02/91→10/98						
SEL	240	02/91→10/98						
300 SE 2.8	145	01/93→10/98	➔	→ 06/93		03.0137-0244.2	650244	Ø 164 x 25 + Zub
S 280	142	02/93→10/98	➔	07/93→		03.0137-0244.2	650244	Ø 164 x 25 + Zub
S 300 Turbo-D	130	05/96→10/98	➔			03.0137-0244.2	650244	Ø 164 x 25 + Zub
S 350 Turbo-D	110	01/93→10/98	➔	07/93→ 06/96		03.0137-0244.2	650244	Ø 164 x 25 + Zub
			➔	03/93→ 06/93		03.0137-0244.2	650244	Ø 164 x 25 + Zub
S 420	205	01/93→10/98	➔	07/93→		03.0137-0244.2	650244	Ø 164 x 25 + Zub
S 500	235	01/93→10/98						
S 600	290	01/93→10/98						

Zubehörsatz, Feststellbremsbacken

300 SE	170	03/91→10/98	➔	04/91→ 06/93				
SEL/S320	170	03/91→10/98				03.0137-9703.2	669703	
400 SE	210	02/91→10/98				03.0137-9704.2	669704	
SEL/S420	210	02/91→10/98	➔	07/93→		03.0137-9703.2	669703	
500 SE	240	02/91→10/98				03.0137-9704.2	669704	
SEL	240	02/91→10/98						
300 SE 2.8	145	01/93→10/98	➔	→ 06/93		03.0137-9703.2	669703	
S 280	142	02/93→10/98	➔	07/93→		03.0137-9704.2	669704	
			➔	07/93→		03.0137-9703.2	669703	
			➔	07/93→		03.0137-9704.2	669704	
S 300 Turbo-D	130	05/96→10/98	➔			03.0137-9703.2	669703	
			➔			03.0137-9704.2	669704	
S 350 Turbo-D	110	01/93→10/98	➔	03/93→ 06/93		03.0137-9703.2	669703	
			➔	07/93→ 06/96		03.0137-9704.2	669704	
			➔			03.0137-9703.2	669703	
			➔			03.0137-9704.2	669704	
S 420	205	01/93→10/98	➔	07/93→		03.0137-9703.2	669703	
S 500	235	01/93→10/98				03.0137-9704.2	669704	
S 600	290	01/93→10/98						

MERCEDES-BENZ - S-KLASSE (W140) 02/91→10/98

Seilzug, Feststellbremse

300 SE SEL/S320 400 SE SEL/S420 500 SE SEL	170	03/91→10/98		07/93→; Radstand [mm]: 3.140;		24.3727-0455.2	580455	L= 1.109
	170	03/91→10/98		Scheibenbremse;				
	210	02/91→10/98		07/93→; Radstand [mm]: 3.040;		24.3727-0455.2	580455	L= 1.109
	210	02/91→10/98		Scheibenbremse;				
	240	02/91→10/98		04/91→ 06/93; Scheibenbremse;		24.3727-0455.2	580455	L= 1.109
	240	02/91→10/98		07/93→; Radstand [mm]: 3.140;		24.3727-0456.2	580456	L= 1.134
				Scheibenbremse;				
				07/93→; Radstand [mm]: 3.040;		24.3727-0456.2	580456	L= 1.134
			Scheibenbremse;					
			04/91→ 06/93; Scheibenbremse;		24.3727-0456.2	580456	L= 1.134	
			04/91→ 06/93; für Linkslenker;	1	24.3727-0462.2	580462	L= 2.622	
			Scheibenbremse;					
			07/93→; für Linkslenker;	1	24.3727-0462.2	580462	L= 2.622	
			Radstand [mm]: 3.040; Scheibenbremse;					
300 SE 2.8 S 280	145	01/93→10/98		→ 06/93; Scheibenbremse;		24.3727-0455.2	580455	L= 1.109
	142	02/93→10/98		07/93→; Scheibenbremse;		24.3727-0455.2	580455	L= 1.109
				07/93→; Scheibenbremse;		24.3727-0456.2	580456	L= 1.134
				→ 06/93; Scheibenbremse;		24.3727-0456.2	580456	L= 1.134
				07/93→; für Linkslenker;	1	24.3727-0462.2	580462	L= 2.622
			Scheibenbremse;					
			→ 06/93; für Linkslenker;	1	24.3727-0462.2	580462	L= 2.622	
			Scheibenbremse;					
S 300 Turbo-D	130	05/96→10/98		Scheibenbremse;		24.3727-0455.2	580455	L= 1.109
				Scheibenbremse;		24.3727-0456.2	580456	L= 1.134
				für Linkslenker; Scheibenbremse;	1	24.3727-0462.2	580462	L= 2.622
S 350 Turbo-D	110	01/93→10/98		07/93→ 06/96; Scheibenbremse;		24.3727-0455.2	580455	L= 1.109
				03/93→ 06/93; Scheibenbremse;		24.3727-0455.2	580455	L= 1.109
				07/93→ 06/96; Scheibenbremse;		24.3727-0456.2	580456	L= 1.134
				03/93→ 06/93; Scheibenbremse;		24.3727-0456.2	580456	L= 1.134
				03/93→ 06/93; für Linkslenker;	1	24.3727-0462.2	580462	L= 2.622
			Scheibenbremse;					
			07/93→ 06/96; für Linkslenker;	1	24.3727-0462.2	580462	L= 2.622	
			Scheibenbremse;					
S 420 S 500 S 600	205	01/93→10/98		07/93→; Radstand [mm]: 3.040;		24.3727-0455.2	580455	L= 1.109
	235	01/93→10/98		Scheibenbremse;				
	290	01/93→10/98		07/93→; Radstand [mm]: 3.140;		24.3727-0455.2	580455	L= 1.109
				Scheibenbremse;				
				07/93→; Radstand [mm]: 3.040;		24.3727-0456.2	580456	L= 1.134
			Scheibenbremse;					
			07/93→; Radstand [mm]: 3.140;		24.3727-0456.2	580456	L= 1.134	
			Scheibenbremse;					
			07/93→; für Linkslenker;	1	24.3727-0462.2	580462	L= 2.622	
			Radstand [mm]: 3.040; Scheibenbremse;					









MERCEDES-BENZ - S-KLASSE (W220) 09/98→08/05

Bremsbackensatz, Feststellbremse

S 280 S 320 S 430	150 165 205	10/98→08/05 10/98→08/05 10/98→08/05	➡	11/98→		03.0137-4016.2	654016	Ø 180 x 25 - HEB / + Zub
S 320 CDI	145 - 150	08/99→08/05	➡			03.0137-4016.2	654016	Ø 180 x 25 - HEB / + Zub
S 350	180	09/02→08/05						
S 350 4-matic	180	06/03→08/05						
S 400 CDI	191	06/03→08/05						
S 430 4-matic	205	09/02→08/05						
S 500 4-matic	225	09/02→08/05						
S 55 AMG	265	04/99→08/05						
S 55 AMG Kompressor	368	06/02→08/05						
S 400 CDI	184	06/00→08/05	➡	08/00→		03.0137-4016.2	654016	Ø 180 x 25 - HEB / + Zub
S 500	220 - 225	10/98→08/05	➡	11/98→; nicht für gepanzerte Fahrzeuge		03.0137-4016.2	654016	Ø 180 x 25 - HEB / + Zub
S 600	270 - 368	01/00→08/05	➡	nicht für gepanzerte Fahrzeuge		03.0137-4016.2	654016	Ø 180 x 25 - HEB / + Zub

Zubehörsatz, Feststellbremsbacken

S 280 S 320 S 430	150 165 205	10/98→08/05 10/98→08/05 10/98→08/05	➡	11/98→		03.0137-9297.2	669297	
						03.0137-9703.2	669703	
						03.0137-9704.2	669704	
→								

	kw			 	! #		
MERCEDES-BENZ - S-KLASSE (W220) 09/98→08/05							
Zubehörsatz, Feststellbremsbacken							
S 320 CDI	145 - 150	08/99→08/05	➡			03.0137-9297.2 669297 03.0137-9703.2 669703 03.0137-9704.2 669704	
S 350	180	09/02→08/05					
S 350 4-matic	180	06/03→08/05					
S 400 CDI	191	06/03→08/05					
S 430 4-matic	205	09/02→08/05					
S 500 4-matic	225	09/02→08/05					
S 55 AMG	265	04/99→08/05					
S 55 AMG Kompressor	368	06/02→08/05					
S 400 CDI	184	06/00→08/05	➡	08/00→		03.0137-9297.2 669297 03.0137-9703.2 669703 03.0137-9704.2 669704	
S 500	220 - 225	10/98→08/05	➡	11/98→; nicht für gepanzerte Fahrzeuge		03.0137-9297.2 669297 03.0137-9703.2 669703 03.0137-9704.2 669704	
S 600	270 - 368	01/00→08/05	➡	nicht für gepanzerte Fahrzeuge		03.0137-9297.2 669297 03.0137-9703.2 669703 03.0137-9704.2 669704	
 Seilzug, Feststellbremse							
S 280	150	10/98→08/05		11/98→; Scheibenbremse; <input type="checkbox"/>		24.3727-0457.2 580457	L= 980
				11/98→; Scheibenbremse; <input type="checkbox"/>		24.3727-0458.2 580458	L= 990
S 320	165	10/98→08/05		11/98→; Radstand [mm]: 3.085;		24.3727-0457.2 580457	L= 980
S 430	205	10/98→08/05		Scheibenbremse; <input type="checkbox"/>			
S 500	220 - 225	10/98→08/05		11/98→; Radstand [mm]: 2.965;		24.3727-0457.2 580457	L= 980
				Scheibenbremse; <input type="checkbox"/>			
				11/98→; Radstand [mm]: 3.085;		24.3727-0458.2 580458	L= 990
				Scheibenbremse; <input type="checkbox"/>			
				11/98→; Radstand [mm]: 2.965;		24.3727-0458.2 580458	L= 990
				Scheibenbremse; <input type="checkbox"/>			
				11/98→; für Linkslenker;	1	24.3727-0466.2 580466	L= 2.937
				Radstand [mm]: 3.085; Scheibenbremse;			
				<input type="checkbox"/>			
S 320 CDI	150	09/02→08/05		für Linkslenker; Scheibenbremse; <input type="checkbox"/>		24.3727-0457.2 580457	L= 980
				für Linkslenker; Scheibenbremse; <input type="checkbox"/>		24.3727-0458.2 580458	L= 990
S 320 CDI	145	08/99→09/02		08/00→; Radstand [mm]: 3.085;		24.3727-0457.2 580457	L= 980
				Scheibenbremse; <input type="checkbox"/>			
				Radstand [mm]: 2.965; Scheibenbremse;		24.3727-0457.2 580457	L= 980
				<input type="checkbox"/>			
				08/00→; Radstand [mm]: 3.085;		24.3727-0458.2 580458	L= 990
				Scheibenbremse; <input type="checkbox"/>			
				Radstand [mm]: 2.965; Scheibenbremse;		24.3727-0458.2 580458	L= 990
				<input type="checkbox"/>			
				08/00→; für Linkslenker;	1	24.3727-0466.2 580466	L= 2.937
				Radstand [mm]: 3.085; Scheibenbremse;			
				<input type="checkbox"/>			
S 350	180	09/02→08/05		Radstand [mm]: 3.085; Scheibenbremse;		24.3727-0457.2 580457	L= 980
				<input type="checkbox"/>			
				Radstand [mm]: 3.085; Scheibenbremse;		24.3727-0458.2 580458	L= 990
				<input type="checkbox"/>			
				für Linkslenker; Radstand [mm]: 3.085;	1	24.3727-0466.2 580466	L= 2.937
				Scheibenbremse; <input type="checkbox"/>			
S 350 4-matic	180	06/03→08/05		Radstand [mm]: 3.085; Scheibenbremse;		24.3727-0457.2 580457	L= 980
S 430 4-matic	205	09/02→08/05		<input type="checkbox"/>			
S 500 4-matic	225	09/02→08/05		Radstand [mm]: 2.965; Scheibenbremse;		24.3727-0457.2 580457	L= 980
				<input type="checkbox"/>			
				Radstand [mm]: 2.965; Scheibenbremse;		24.3727-0458.2 580458	L= 990
				<input type="checkbox"/>			
				Radstand [mm]: 3.085; Scheibenbremse;		24.3727-0458.2 580458	L= 990
				<input type="checkbox"/>			
				für Linkslenker; Radstand [mm]: 3.085;	1	24.3727-0466.2 580466	L= 2.937
				Scheibenbremse; <input type="checkbox"/>			
S 400 CDI	184	06/00→08/05		08/00→; für Rechtslenker;		24.3727-0457.2 580457	L= 980
				Radstand [mm]: 2.965; Scheibenbremse;			
				<input type="checkbox"/>			
				08/00→; für Linkslenker;		24.3727-0457.2 580457	L= 980
				Radstand [mm]: 2.965; Scheibenbremse;			
				<input type="checkbox"/>			
				08/00→; Radstand [mm]: 3.085;		24.3727-0457.2 580457	L= 980
				Scheibenbremse; <input type="checkbox"/>			

MERCEDES-BENZ - S-KLASSE (W220) 09/98→08/05











Seilzug, Feststellbremse













S 400 CDI	184	06/00→08/05		08/00→; für Linkslenker; Radstand [mm]: 2.965; Scheibenbremse;	24.3727-0458.2	580458	L= 990
				08/00→; für Rechtslenker; Radstand [mm]: 2.965; Scheibenbremse;	24.3727-0458.2	580458	L= 990
				08/00→; Radstand [mm]: 3.085; Scheibenbremse;	24.3727-0458.2	580458	L= 990
			1	08/00→; für Linkslenker; Radstand [mm]: 3.085; Scheibenbremse;	24.3727-0466.2	580466	L= 2.937
S 400 CDI	191	06/03→08/05		für Rechtslenker; Radstand [mm]: 2.965; Scheibenbremse;	24.3727-0457.2	580457	L= 980
				für Linkslenker; Radstand [mm]: 2.965; Scheibenbremse;	24.3727-0457.2	580457	L= 980
				Radstand [mm]: 3.085; Scheibenbremse;	24.3727-0457.2	580457	L= 980
				für Linkslenker; Radstand [mm]: 2.965; Scheibenbremse;	24.3727-0458.2	580458	L= 990
				für Rechtslenker; Radstand [mm]: 2.965; Scheibenbremse;	24.3727-0458.2	580458	L= 990
				Radstand [mm]: 3.085; Scheibenbremse;	24.3727-0458.2	580458	L= 990
			1	für Linkslenker; Radstand [mm]: 3.085; Scheibenbremse;	24.3727-0466.2	580466	L= 2.937
S 55 AMG	265	04/99→08/05		für Rechtslenker; Scheibenbremse;	24.3727-0457.2	580457	L= 980
				für Linkslenker; Radstand [mm]: 3.085; Scheibenbremse;	24.3727-0457.2	580457	L= 980
				Radstand [mm]: 2.965; Scheibenbremse;	24.3727-0457.2	580457	L= 980
				für Linkslenker; Radstand [mm]: 3.085; Scheibenbremse;	24.3727-0458.2	580458	L= 990
				Radstand [mm]: 2.965; Scheibenbremse;	24.3727-0458.2	580458	L= 990
				für Rechtslenker; Scheibenbremse;	24.3727-0458.2	580458	L= 990
			1	für Linkslenker; Radstand [mm]: 3.085; Scheibenbremse;	24.3727-0466.2	580466	L= 2.937
S 55 AMG Kompressor	368	06/02→08/05		für Linkslenker; Radstand [mm]: 3.085; Scheibenbremse;	24.3727-0466.2	580466	L= 2.937
S 600	270 - 368	01/00→08/05		Scheibenbremse;	24.3727-0457.2	580457	L= 980
				Scheibenbremse;	24.3727-0458.2	580458	L= 990
			1	für Linkslenker; Scheibenbremse;	24.3727-0466.2	580466	L= 2.937
S 63 AMG S 65 AMG	326 450	09/01→08/05 03/04→08/05		für Linkslenker; Scheibenbremse;	24.3727-0466.2	580466	L= 2.937











MERCEDES-BENZ - S-KLASSE (W221) 09/05→12/13











Bremsbackensatz, Feststellbremse


















S 250 CDI S 280 S 300 S 320 CDI 4-matic S 350 4-matic S 350 BlueTec S 350 BlueTEC 4-matic S 350 CDI	150 170 170 173 200 190 190 155 - 173	01/11→12/13 08/06→12/13 08/06→12/13 10/06→12/13 02/08→12/13 04/11→12/13 04/11→12/13 06/09→12/13	➡	→ 05/13	03.0137-4006.2	654006	Ø 180 x 25 - HEB / + Zub
S 350 CGI S 350 CGI 4-matic S 500 CGI S 500 CGI 4-matic S 550	225 225 320 320 320	04/11→12/13 04/11→12/13 04/11→12/13 03/11→12/13 09/11→12/13					
S 320 CDI S 350 S 500	155 200 285	10/05→12/13 10/05→12/13 10/05→12/13	➡	12/05→ 05/13	03.0137-4006.2	654006	Ø 180 x 25 - HEB / + Zub
S 320 CDI S 320 CDI 4-matic S 350 CDI 4-matic	173 155 155 - 173	12/05→06/09 10/05→12/13 01/09→07/13	➡		03.0137-4006.2	654006	Ø 180 x 25 - HEB / + Zub
S 400 Hybrid S 420 CDI S 450 CDI	220 235 235	09/09→12/13 10/06→12/09 01/09→12/13					
S 400 Hybrid	205	01/09→12/13	➡	06/09→ 05/13	03.0137-4006.2	654006	Ø 180 x 25 - HEB / + Zub
S 450 S 450 4-matic ➔	250 250	12/05→12/13 12/05→12/13	➡	04/06→ 05/13	03.0137-4006.2	654006	Ø 180 x 25 - HEB / + Zub























	kw			 	! #		
MERCEDES-BENZ - S-KLASSE (W221) 09/05→12/13							
 Bremsbackensatz, Feststellbremse							
S 500 4-matic	285	10/05→12/13	➡	04/06→ 05/13		03.0137-4006.2 654006	Ø 180 x 25 - HEB / + Zub
S 600 S 63 AMG	380 400 - 420	12/05→12/13 03/11→12/13	➡	→ 05/13; nicht für gepanzerte Fahrzeuge		03.0137-4006.2 654006	Ø 180 x 25 - HEB / + Zub
S 65 AMG	463	10/10→12/13					
S 63 AMG	386	10/06→12/13	➡	01/07→ 05/13; nicht für gepanzerte Fahrzeuge		03.0137-4006.2 654006	Ø 180 x 25 - HEB / + Zub
S 65 AMG	450	12/05→12/13	➡	04/06→ 05/13; nicht für gepanzerte Fahrzeuge		03.0137-4006.2 654006	Ø 180 x 25 - HEB / + Zub
Zubehörsatz, Feststellbremsbacken							
S 250 CDI	150	01/11→12/13	➡	→ 05/13		03.0137-9703.2 669703	
S 280	170	08/06→12/13					
S 300	170	08/06→12/13					
S 320 CDI 4-matic	173	10/06→12/13					
S 350 4-matic	200	02/08→12/13					
S 350 BlueTec	190	04/11→12/13					
S 350 BlueTEC 4-matic	190	04/11→12/13					
S 350 CDI	155 - 173	06/09→12/13					
S 350 CGI	225	04/11→12/13					
S 350 CGI 4-matic	225	04/11→12/13					
S 500 CGI	320	04/11→12/13					
S 500 CGI 4-matic	320	03/11→12/13					
S 550	320	09/11→12/13					
S 320 CDI	155	10/05→12/13	➡	12/05→ 05/13		03.0137-9703.2 669703	
S 350	200	10/05→12/13					
S 500	285	10/05→12/13					
S 320 CDI	173	12/05→06/09	➡			03.0137-9703.2 669703	
S 320 CDI 4-matic	155	10/05→12/13					
S 350 CDI 4-matic	155 - 173	01/09→07/13					
S 400 Hybrid	220	09/09→12/13					
S 420 CDI	235	10/06→12/09					
S 450 CDI	235	01/09→12/13					
S 400 Hybrid	205	01/09→12/13	➡	06/09→ 05/13		03.0137-9703.2 669703	
S 450	250	12/05→12/13	➡	04/06→ 05/13		03.0137-9703.2 669703	
S 450 4-matic	250	12/05→12/13					
S 500 4-matic	285	10/05→12/13					
S 600 S 63 AMG	380 400 - 420	12/05→12/13 03/11→12/13	➡	→ 05/13; nicht für gepanzerte Fahrzeuge		03.0137-9703.2 669703	
S 65 AMG	463	10/10→12/13					
S 63 AMG	386	10/06→12/13	➡	01/07→ 05/13; nicht für gepanzerte Fahrzeuge		03.0137-9703.2 669703	
S 65 AMG	450	12/05→12/13	➡	04/06→ 05/13; nicht für gepanzerte Fahrzeuge		03.0137-9703.2 669703	
MERCEDES-BENZ - S-KLASSE Coupe (C140) 07/92→12/99							
 Bremsbackensatz, Feststellbremse							
500 SEC / CL 500	235	10/92→12/99	➡	07/93→ 05/96		03.0137-0244.2 650244	Ø 164 x 25 + Zub
SEC/CL 600	290	09/92→02/99	➡	→ 06/93		03.0137-0244.2 650244	Ø 164 x 25 + Zub
			➡	06/96→		03.0137-0244.2 650244	Ø 164 x 25 + Zub
SEC/CL 420	205	10/94→02/99	➡	→ 05/96		03.0137-0244.2 650244	Ø 164 x 25 + Zub
			➡	06/96→		03.0137-0244.2 650244	Ø 164 x 25 + Zub
Zubehörsatz, Feststellbremsbacken							
500 SEC / CL 500	235	10/92→12/99	➡	07/93→ 05/96		03.0137-9703.2 669703	
SEC/CL 600	290	09/92→02/99	➡	→ 06/93		03.0137-9704.2 669704	
			➡	06/96→		03.0137-9703.2 669703	
			➡	06/96→		03.0137-9704.2 669704	
SEC/CL 420	205	10/94→02/99	➡	→ 05/96		03.0137-9703.2 669703	
			➡	06/96→		03.0137-9704.2 669704	
 Seilzug, Feststellbremse							
500 SEC / CL 500	235	10/92→12/99		06/96→; Scheibenbremse; <input type="checkbox"/>		24.3727-0455.2 580455	L= 1.109
SEC/CL 600	290	09/92→02/99		→ 06/93; Scheibenbremse; <input type="checkbox"/>		24.3727-0455.2 580455	L= 1.109
→							



















	kw					! #		
MERCEDES-BENZ - S-KLASSE Coupe (C140) 07/92→12/99								
 Seilzug, Feststellbremse								
500 SEC / CL 500 SEC/CL 600	235	10/92→12/99		07/93→ 05/96; Scheibenbremse; <input type="checkbox"/>		24.3727-0455.2	580455	L= 1.109
	290	09/92→02/99		→ 06/93; Scheibenbremse; <input type="checkbox"/>		24.3727-0456.2	580456	L= 1.134
				07/93→ 05/96; Scheibenbremse; <input type="checkbox"/>		24.3727-0456.2	580456	L= 1.134
				06/96→; Scheibenbremse; <input type="checkbox"/>		24.3727-0456.2	580456	L= 1.134
				07/93→ 05/96; für Linkslenker; Scheibenbremse; <input type="checkbox"/>	1	24.3727-0462.2	580462	L= 2.622
				→ 06/93; für Linkslenker; Scheibenbremse; <input type="checkbox"/>	1	24.3727-0462.2	580462	L= 2.622
SEC/CL 420	205	10/94→02/99		→ 05/96; Scheibenbremse; <input type="checkbox"/>		24.3727-0455.2	580455	L= 1.109
				06/96→; Scheibenbremse; <input type="checkbox"/>		24.3727-0455.2	580455	L= 1.109
				06/96→; Scheibenbremse; <input type="checkbox"/>		24.3727-0456.2	580456	L= 1.134
				→ 05/96; Scheibenbremse; <input type="checkbox"/>		24.3727-0456.2	580456	L= 1.134
				06/96→; für Linkslenker; Scheibenbremse; <input type="checkbox"/>	1	24.3727-0462.2	580462	L= 2.622
			→ 05/96; für Linkslenker; Scheibenbremse; <input type="checkbox"/>	1	24.3727-0462.2	580462	L= 2.622	
MERCEDES-BENZ - S-KLASSE Coupe (C215) 03/99→12/06								
 Bremsbackensatz, Feststellbremse								
CL 500	225	03/99→03/06	➔			03.0137-4016.2	654016	Ø 180 x 25 - HEB / + Zub
CL 55 AMG	265	10/99→03/06						
CL 55 AMG Kompressor	368	06/02→03/06						
CL 600	270 - 368	03/99→03/06						
Zubehörsatz, Feststellbremsbacken								
CL 500	225	03/99→03/06	➔			03.0137-9297.2	669297	
CL 55 AMG	265	10/99→03/06				03.0137-9703.2	669703	
CL 55 AMG Kompressor	368	06/02→03/06				03.0137-9704.2	669704	
CL 600	270 - 368	03/99→03/06						
 Seilzug, Feststellbremse								
CL 500	225	03/99→03/06		Scheibenbremse; <input type="checkbox"/>		24.3727-0457.2	580457	L= 980
CL 55 AMG	265	10/99→03/06		Scheibenbremse; <input type="checkbox"/>		24.3727-0458.2	580458	L= 990
CL 600	270 - 368	03/99→03/06		für Linkslenker; Scheibenbremse; <input type="checkbox"/>	1	24.3727-0461.2	580461	L= 2.742
CL 55 AMG Kompressor	368	06/02→03/06		für Linkslenker; Scheibenbremse; <input type="checkbox"/>	1	24.3727-0461.2	580461	L= 2.742
CL 65 AMG	450	09/03→03/06						
MERCEDES-BENZ - S-KLASSE Coupe (C216) 05/06→12/13								
 Bremsbackensatz, Feststellbremse								
CL 500	285	06/06→12/13	➔	07/06→		03.0137-4006.2	654006	Ø 180 x 25 - HEB / + Zub
CL 600	380	05/06→12/13						
CL 500	320	02/11→12/13	➔			03.0137-4006.2	654006	Ø 180 x 25 - HEB / + Zub
CL 500 4-matic	320	02/11→12/13						
CL 63 AMG	400 - 420	01/10→12/13						
CL 65 AMG	463	02/11→12/13						
CL 500 4-matic	285	02/08→12/13	➔	03/08→		03.0137-4006.2	654006	Ø 180 x 25 - HEB / + Zub
CL 63 AMG	386	10/06→12/13	➔	01/07→		03.0137-4006.2	654006	Ø 180 x 25 - HEB / + Zub
CL 65 AMG	450	10/06→12/10						
Zubehörsatz, Feststellbremsbacken								
CL 500	285	06/06→12/13	➔	07/06→		03.0137-9703.2	669703	
CL 600	380	05/06→12/13						
CL 500	320	02/11→12/13	➔			03.0137-9703.2	669703	
CL 500 4-matic	320	02/11→12/13						
CL 63 AMG	400 - 420	01/10→12/13						
CL 65 AMG	463	02/11→12/13						
CL 500 4-matic	285	02/08→12/13	➔	03/08→		03.0137-9703.2	669703	
CL 63 AMG	386	10/06→12/13	➔	01/07→		03.0137-9703.2	669703	
CL 65 AMG	450	10/06→12/10						
MERCEDES-BENZ - SL (R129) 03/89→09/04								
 Bremsbackensatz, Feststellbremse								
280	142 - 150	08/93→10/01	➔	→ 09/01		03.0137-0170.2	650170	Ø 164 x 20 + Zub
→								

















	kw			 	! #		
MERCEDES-BENZ - SL (R129) 03/89→09/04							
 Bremsbackensatz, Feststellbremse							
320	165 - 170	09/93→10/01	➡	→ 09/01		03.0137-0170.2 650170	Ø 164 x 20 + Zub
500	225	05/98→10/01					
55 AMG	260	03/00→10/01					
60 AMG	280	05/97→10/01					
SL 73 AMG	386	01/99→12/01					
500	235	09/92→10/01	➡	08/93→ 09/01		03.0137-0170.2 650170	Ø 164 x 20 + Zub
600	290	07/92→10/01	➡	08/93→ 09/01		03.0137-0170.2 650170	Ø 164 x 20 + Zub
			➡	→ 07/93		03.0137-0170.2 650170	Ø 164 x 20 + Zub
Zubehörsatz, Feststellbremsbacken							
280	142 - 150	08/93→10/01	➡	→ 09/01		03.0137-9703.2 669703 03.0137-9704.2 669704	
320	165 - 170	09/93→10/01					
500	225	05/98→10/01					
55 AMG	260	03/00→10/01					
60 AMG	280	05/97→10/01					
SL 73 AMG	386	01/99→12/01					
500	235	09/92→10/01	➡	08/93→ 09/01		03.0137-9703.2 669703 03.0137-9704.2 669704	
600	290	07/92→10/01	➡	08/93→ 09/01		03.0137-9703.2 669703 03.0137-9704.2 669704	
			➡	→ 07/93		03.0137-9703.2 669703 03.0137-9704.2 669704	
 Seilzug, Feststellbremse							
280	142 - 150	08/93→10/01		→ 09/01; für Linkslenker; Scheibenbremse; <input checked="" type="checkbox"/>	1	24.3727-0464.2 580464	L= 2.297
320	165 - 170	09/93→10/01		→ 09/01; Scheibenbremse; <input type="checkbox"/>		24.3727-0468.2 580468	L= 1.044
500	225	05/98→10/01		→ 09/01; Scheibenbremse; <input type="checkbox"/>		24.3727-0469.2 580469	L= 1.014
55 AMG	260	03/00→10/01					
60 AMG	280	05/97→10/01					
SL 73 AMG	386	01/99→12/01					
500	235	09/92→10/01		08/93→ 09/01; für Linkslenker; Scheibenbremse; <input checked="" type="checkbox"/>	1	24.3727-0464.2 580464	L= 2.297
				08/93→ 09/01; Scheibenbremse; <input type="checkbox"/>		24.3727-0468.2 580468	L= 1.044
				08/93→ 09/01; Scheibenbremse; <input type="checkbox"/>		24.3727-0469.2 580469	L= 1.014
600	290	07/92→10/01		08/93→ 09/01; für Linkslenker; Scheibenbremse; <input checked="" type="checkbox"/>	1	24.3727-0464.2 580464	L= 2.297
				→ 07/93; für Linkslenker; Scheibenbremse; <input checked="" type="checkbox"/>	1	24.3727-0464.2 580464	L= 2.297
				→ 07/93; Scheibenbremse; <input type="checkbox"/>		24.3727-0468.2 580468	L= 1.044
				08/93→ 09/01; Scheibenbremse; <input type="checkbox"/>		24.3727-0468.2 580468	L= 1.044
				→ 07/93; Scheibenbremse; <input type="checkbox"/>		24.3727-0469.2 580469	L= 1.014
				08/93→ 09/01; Scheibenbremse; <input type="checkbox"/>		24.3727-0469.2 580469	L= 1.014
MERCEDES-BENZ - SL (R230) 10/01→01/12							
 Bremsbackensatz, Feststellbremse							
280	170	03/08→01/12	➡	→ 11/11		03.0137-4017.2 654017	Ø 180 x 25 + Zub
300	170	04/09→01/12					
350	180 - 232	03/03→01/12					
500	225 - 285	10/01→01/12					
55 AMG	380	03/06→01/12					
55 AMG Kompressor	368	06/02→01/12					
600	368 - 380	04/03→01/12					
63 AMG	386	03/08→01/12					
65 AMG	450	03/04→01/12					
65 AMG Black Series	493	07/08→01/12					
55 AMG	350	10/01→06/02	➡			03.0137-4017.2 654017	Ø 180 x 25 + Zub
Zubehörsatz, Feststellbremsbacken							
280	170	03/08→01/12	➡	→ 11/11		03.0137-9297.2 669297	
300	170	04/09→01/12				03.0137-9703.2 669703	
350	180 - 232	03/03→01/12				03.0137-9704.2 669704	
500	225 - 285	10/01→01/12					
55 AMG	380	03/06→01/12					
→							


















	kW					! #		
MERCEDES-BENZ - SL (R230) 10/01→01/12								
Zubehörsatz, Feststellbremsbacken								
55 AMG Kompressor 600	368 368 - 380	06/02→01/12 04/03→01/12	➡	→ 11/11			03.0137-9297.2 669297 03.0137-9703.2 669703 03.0137-9704.2 669704	
63 AMG 65 AMG 65 AMG Black Series	386 450 493	03/08→01/12 03/04→01/12 07/08→01/12						
55 AMG	350	10/01→06/02	➡				03.0137-9297.2 669297 03.0137-9703.2 669703 03.0137-9704.2 669704	
MERCEDES-BENZ - SLK (R170) 04/96→04/04								
 Bremsbackensatz, Feststellbremse								
200 200 Kompressor 230 Kompressor	100 141 142	09/96→03/00 10/96→03/00 09/96→03/00	➡				03.0137-0170.2 650170	∅ 164 x 20 + Zub
200 Kompressor 230 Kompressor 32 AMG Kompressor	120 145 260	03/00→04/04 03/00→04/04 03/01→04/04	➡	→ 03/04			03.0137-0170.2 650170	∅ 164 x 20 + Zub
320	160	03/00→04/04	➡	04/00→ 03/04			03.0137-0170.2 650170	∅ 164 x 20 + Zub
Zubehörsatz, Feststellbremsbacken								
200 200 Kompressor 230 Kompressor	100 141 142	09/96→03/00 10/96→03/00 09/96→03/00	➡				03.0137-9703.2 669703 03.0137-9704.2 669704	
200 Kompressor 230 Kompressor 32 AMG Kompressor	120 145 260	03/00→04/04 03/00→04/04 03/01→04/04	➡	→ 03/04			03.0137-9703.2 669703 03.0137-9704.2 669704	
320	160	03/00→04/04	➡	04/00→ 03/04			03.0137-9703.2 669703 03.0137-9704.2 669704	
 Seilzug, Feststellbremse								
200 200 Kompressor 230 Kompressor	100 141 142	09/96→03/00 10/96→03/00 09/96→03/00		Scheibenbremse; <input type="checkbox"/>			24.3727-0433.2 580433	L= 1.005
200 Kompressor 230 Kompressor 32 AMG Kompressor	120 145 260	03/00→04/04 03/00→04/04 03/01→04/04		→ 03/04; Scheibenbremse; <input type="checkbox"/>			24.3727-0433.2 580433	L= 1.005
320	160	03/00→04/04		04/00→ 03/04; Scheibenbremse; <input type="checkbox"/>			24.3727-0433.2 580433	L= 1.005
MERCEDES-BENZ - SLK (R171) 03/04→12/11								
 Bremsbackensatz, Feststellbremse								
200 Kompressor 300 350	120 - 135 170 200 - 224	03/04→02/11 04/09→02/11 06/04→02/11	➡	→ 01/11			03.0137-4013.2 654013	∅ 164 x 20 + Zub
55 AMG	265 - 294	06/04→02/11						
280	170	01/05→02/11	➡	04/05→ 01/11			03.0137-4013.2 654013	∅ 164 x 20 + Zub
Zubehörsatz, Feststellbremsbacken								
200 Kompressor 300 350	120 - 135 170 200 - 224	03/04→02/11 04/09→02/11 06/04→02/11	➡	→ 01/11			03.0137-9248.2 669248 03.0137-9703.2 669703 03.0137-9704.2 669704	
55 AMG	265 - 294	06/04→02/11						
280	170	01/05→02/11	➡	04/05→ 01/11			03.0137-9248.2 669248 03.0137-9703.2 669703 03.0137-9704.2 669704	
MERCEDES-BENZ - SLR (R199) 04/04→								
Zubehörsatz, Feststellbremsbacken								
5.4	460	04/04→	➡	→ 12/09			03.0137-9703.2 669703	
MERCEDES-BENZ - SLR Roadster (R199) 10/06→								
Zubehörsatz, Feststellbremsbacken								
5.4	460	04/07→	➡	→ 12/09			03.0137-9703.2 669703	















	kw					! #		
MERCEDES-BENZ - SLS AMG (C197) 03/10→								
Zubehörsatz, Feststellbremsbacken								
6.2 6.2 GT	420 435	03/10→ 06/13→	➔		→ 04/14		03.0137-9703.2 669703	
MERCEDES-BENZ - SLS AMG Roadster (R197) 06/11→								
Zubehörsatz, Feststellbremsbacken								
6.2 6.2 GT	420 435	06/11→ 06/13→	➔		→ 04/14		03.0137-9703.2 669703	
MERCEDES-BENZ - SPRINTER 2-t Bus (B901, B902) 01/95→05/06								
 Bremsbackensatz, Feststellbremse								
208 CDI 208 D 210 D 211 CDI 212 D 213 CDI 214 214 NGT 216 CDI	60 58 75 80 90 95 105 95 115	04/00→05/06 02/95→04/00 03/97→04/00 04/00→05/06 02/95→04/00 04/00→05/06 02/95→05/06 02/95→05/06 04/00→05/06	➔				03.0137-0397.2 650397 03.0137-4001.2 654001	∅ 160 x 40 ∅ 160 x 40 + Zub
Zubehörsatz, Feststellbremsbacken								
208 CDI 208 D 210 D 211 CDI 212 D 213 CDI 214 216 CDI	60 58 75 80 90 95 105 115	04/00→05/06 02/95→04/00 03/97→04/00 04/00→05/06 02/95→04/00 04/00→05/06 02/95→05/06 04/00→05/06	➔				03.0137-9700.2 669700 03.0137-9255.2 669255 03.0137-9704.2 669704	
214 NGT	95	02/95→05/06			04/00→		03.0137-9700.2 669700	
			➔				03.0137-9255.2 669255	
			➔		04/00→		03.0137-9704.2 669704	
 Seilzug, Feststellbremse								
208 CDI 208 D 210 D 211 CDI 212 D 213 CDI 214 214 NGT 216 CDI	60 58 75 80 90 95 105 95 115	04/00→05/06 02/95→04/00 03/97→04/00 04/00→05/06 02/95→04/00 04/00→05/06 02/95→05/06 02/95→05/06 04/00→05/06			Komponentennummer: 504013/01; Scheibenbremse; 	2	24.3727-0438.2 580438	L= 1.513
					Scheibenbremse; Radstand [mm]: 4.025; für Fahrzeuge ohne Drehsitz; 	1	24.3727-0441.2 580441	L= 2.460
					Radstand [mm]: 3.000; für Fahrzeuge ohne Drehsitz; Scheibenbremse; 	1	24.3727-0442.2 580442	L= 1.435
					Radstand [mm]: 3.550; für Fahrzeuge ohne Drehsitz; Scheibenbremse; 	1	24.3727-0443.2 580443	L= 1.990
					Radstand [mm]: 3.550; für Fahrzeuge mit Drehsitz; Scheibenbremse; 	1	24.3727-0444.2 580444	L= 1.970
					Radstand [mm]: 3.000; für Fahrzeuge mit Drehsitz; Scheibenbremse; 	1	24.3727-0445.2 580445	L= 1.415
					Komponentennummer: 504013/04; Scheibenbremse; 	2	24.3727-0463.2 580463	L= 1.545
MERCEDES-BENZ - SPRINTER 2-t Kasten (B901, B902) 01/95→05/06								
 Bremsbackensatz, Feststellbremse								
208 CDI 208 D 210 D 211 CDI 212 D 213 CDI 214 214 NGT 216 CDI	60 58 - 60 75 80 90 95 105 95 115	04/00→05/06 02/95→04/00 01/97→04/00 04/00→05/06 02/95→04/00 04/00→05/06 02/95→05/06 02/95→05/06 04/00→05/06	➔				03.0137-0397.2 650397 03.0137-4001.2 654001	∅ 160 x 40 ∅ 160 x 40 + Zub
Zubehörsatz, Feststellbremsbacken								
208 CDI 208 D	60 58 -	04/00→05/06 02/95→04/00	➔				03.0137-9700.2 669700 03.0137-9255.2 669255	
210 D 211 CDI 212 D 213 CDI 214	75 80 90 95 105	01/97→04/00 04/00→05/06 02/95→04/00 04/00→05/06 02/95→05/06					03.0137-9704.2 669704	
→								

	kW					! #		
MERCEDES-BENZ - SPRINTER 2-t Kasten (B901, B902) 01/95→05/06								
Zubehörsatz, Feststellbremsbacken								
216 CDI	115	04/00→05/06					03.0137-9700.2 669700	
			➔				03.0137-9255.2 669255	
							03.0137-9704.2 669704	
214 NGT	95	02/95→05/06		04/00→			03.0137-9700.2 669700	
			➔				03.0137-9255.2 669255	
			➔	04/00→			03.0137-9704.2 669704	
 Seilzug, Feststellbremse								
208 CDI	60	04/00→05/06		Komponentennummer: 504013/01;	2	24.3727-0438.2 580438	L= 1.513	
208 D	58 -	02/95→04/00		Scheibenbremse; 				
	60							
210 D	75	01/97→04/00		Scheibenbremse; Radstand [mm]: 4.025;	1	24.3727-0441.2 580441	L= 2.460	
211 CDI	80	04/00→05/06		für Fahrzeuge ohne Drehsitz; 				
212 D	90	02/95→04/00		Radstand [mm]: 3.000;	1	24.3727-0442.2 580442	L= 1.435	
213 CDI	95	04/00→05/06		für Fahrzeuge ohne Drehsitz;				
214	105	02/95→05/06		Scheibenbremse; 				
214 NGT	95	02/95→05/06		Radstand [mm]: 3.550;	1	24.3727-0443.2 580443	L= 1.990	
216 CDI	115	04/00→05/06		für Fahrzeuge ohne Drehsitz;				
				Scheibenbremse; 				
				Radstand [mm]: 3.550;	1	24.3727-0444.2 580444	L= 1.970	
				für Fahrzeuge mit Drehsitz;				
				Scheibenbremse; 				
				Radstand [mm]: 3.000;	1	24.3727-0445.2 580445	L= 1.415	
				für Fahrzeuge mit Drehsitz;				
				Scheibenbremse; 				
				Komponentennummer: 504013/04;	2	24.3727-0463.2 580463	L= 1.545	
				Scheibenbremse; 				
MERCEDES-BENZ - SPRINTER 2-t Pritsche/Fahrgestell (B901, B902) 01/95→05/06								
 Bremsbackensatz, Feststellbremse								
208 CDI	60	04/00→05/06	➔			03.0137-0397.2 650397	Ø 160 x 40	
208 D	60	09/96→04/00				03.0137-4001.2 654001	Ø 160 x 40 + Zub	
210 D	75	01/97→04/00						
211 CDI	80	04/00→05/06						
212 D	90	02/95→04/00						
213 CDI	95	04/00→05/06						
214	105	02/95→05/06						
214 NGT	95	02/95→05/06						
216 CDI	115	04/00→05/06						
208 D	58	01/95→04/00	➔	02/95→		03.0137-0397.2 650397	Ø 160 x 40	
						03.0137-4001.2 654001	Ø 160 x 40 + Zub	
Zubehörsatz, Feststellbremsbacken								
208 CDI	60	04/00→05/06				03.0137-9700.2 669700		
208 D	60	09/96→04/00	➔					
210 D	75	01/97→04/00				03.0137-9255.2 669255		
211 CDI	80	04/00→05/06				03.0137-9704.2 669704		
212 D	90	02/95→04/00						
213 CDI	95	04/00→05/06						
214	105	02/95→05/06						
216 CDI	115	04/00→05/06						
208 D	58	01/95→04/00		02/95→		03.0137-9700.2 669700		
			➔	02/95→		03.0137-9255.2 669255		
						03.0137-9704.2 669704		
214 NGT	95	02/95→05/06		04/00→		03.0137-9700.2 669700		
			➔			03.0137-9255.2 669255		
			➔	04/00→		03.0137-9704.2 669704		
 Seilzug, Feststellbremse								
208 CDI	60	04/00→05/06		Komponentennummer: 504013/01;	2	24.3727-0438.2 580438	L= 1.513	
208 D	60	09/96→04/00		Scheibenbremse; 				
210 D	75	01/97→04/00						
211 CDI	80	04/00→05/06		Scheibenbremse; Radstand [mm]: 4.025;	1	24.3727-0441.2 580441	L= 2.460	
212 D	90	02/95→04/00		für Fahrzeuge ohne Drehsitz; 				
213 CDI	95	04/00→05/06		Radstand [mm]: 3.000;	1	24.3727-0442.2 580442	L= 1.435	
214	105	02/95→05/06		für Fahrzeuge ohne Drehsitz;				
214 NGT	95	02/95→05/06		Scheibenbremse; 				
216 CDI	115	04/00→05/06		Radstand [mm]: 3.550;	1	24.3727-0443.2 580443	L= 1.990	
				für Fahrzeuge ohne Drehsitz;				
				Scheibenbremse; 				
				Radstand [mm]: 3.550;	1	24.3727-0444.2 580444	L= 1.970	
				für Fahrzeuge mit Drehsitz;				
				Scheibenbremse; 				

	kw					! #		
MERCEDES-BENZ - SPRINTER 2-t Pritsche/Fahrgestell (B901, B902) 01/95→05/06								
 Seilzug, Feststellbremse								
208 CDI	60	04/00→05/06		Radstand [mm]: 3.000; für Fahrzeuge mit Drehsitz; Scheibenbremse; 	1	24.3727-0445.2	580445	L= 1.415
208 D	60	09/96→04/00						
210 D	75	01/97→04/00						
211 CDI	80	04/00→05/06		Komponentennummer: 504013/04; Scheibenbremse; 	2	24.3727-0463.2	580463	L= 1.545
212 D	90	02/95→04/00						
213 CDI	95	04/00→05/06						
214	105	02/95→05/06						
214 NGT	95	02/95→05/06						
216 CDI	115	04/00→05/06						
208 D	58	01/95→04/00		02/95→; Komponentennummer: 504013/01; Scheibenbremse; 	2	24.3727-0438.2	580438	L= 1.513
				02/95→; Scheibenbremse; Radstand [mm]: 4.025; für Fahrzeuge ohne Drehsitz; 	1	24.3727-0441.2	580441	L= 2.460
				02/95→; Radstand [mm]: 3.000; für Fahrzeuge ohne Drehsitz; Scheibenbremse; 	1	24.3727-0442.2	580442	L= 1.435
				02/95→; Radstand [mm]: 3.550; für Fahrzeuge ohne Drehsitz; Scheibenbremse; 	1	24.3727-0443.2	580443	L= 1.990
				02/95→; Radstand [mm]: 3.550; für Fahrzeuge mit Drehsitz; Scheibenbremse; 	1	24.3727-0444.2	580444	L= 1.970
				02/95→; Radstand [mm]: 3.000; für Fahrzeuge mit Drehsitz; Scheibenbremse; 	1	24.3727-0445.2	580445	L= 1.415
				02/95→; Komponentennummer: 504013/04; Scheibenbremse; 	2	24.3727-0463.2	580463	L= 1.545
MERCEDES-BENZ - SPRINTER 3,5-t Bus (B906) 06/06→								
 Bremsbackensatz, Feststellbremse								
310 CDI	70	03/09→12/13	➔			03.0137-4003.2	654003	Ø 180 x 25 + Zub
311 CDI	80	06/06→						
	84							
311 CDI 4x4	80	02/08→12/09						
313 CDI	95	08/11→05/16						
313 CDI 4x4	95	08/11→05/16						
314 CDI	105	05/16→						
314 CDI 4x4	105	05/16→						
315 CDI	110	06/06→						
315 CDI 4x4	110	02/08→12/09						
316	115	09/08→						
316 CDI	120	08/11→						
316 CDI 4x4	120	08/11→						
316 LGT	115	09/08→						
316 NGT	115	03/09→						
318 CDI	135	02/08→12/09						
318 CDI 4x4	135	02/08→12/09						
319 CDI / BlueTEC	140	03/09→						
319 CDI / BlueTEC 4x4	140	03/09→						
324	190	06/06→12/13						
Zubehörsatz, Feststellbremsbacken								
310 CDI	70	03/09→12/13				03.0137-9700.2	669700	
311 CDI	80	06/06→	➔			03.0137-9704.2	669704	
	84							
311 CDI 4x4	80	02/08→12/09						
313 CDI	95	08/11→05/16						
313 CDI 4x4	95	08/11→05/16						
314 CDI	105	05/16→						
314 CDI 4x4	105	05/16→						
315 CDI	110	06/06→						
315 CDI 4x4	110	02/08→12/09						
316	115	09/08→						
316 CDI	120	08/11→						
316 CDI 4x4	120	08/11→						
316 LGT	115	09/08→						
316 NGT	115	03/09→						
318 CDI	135	02/08→12/09						
318 CDI 4x4	135	02/08→12/09						
319 CDI / BlueTEC	140	03/09→						
319 CDI / BlueTEC 4x4	140	03/09→						
324	190	06/06→12/13						
→								

	kW					! #		
MERCEDES-BENZ - SPRINTER 3,5-t Bus (B906) 06/06→								
 Seilzug, Feststellbremse								
310 CDI 311 CDI	70 80 - 84	03/09→12/13 06/06→		Radstand [mm]: 3.250; für Fahrzeuge ohne abklappbaren Hand- bremshebel; 	1	24.3727-0472.2	580472	L= 1.468
311 CDI 4x4 313 CDI 313 CDI 4x4 314 CDI 314 CDI 4x4 315 CDI 315 CDI 4x4 316 316 CDI 316 CDI 4x4 316 LGT 316 NGT 318 CDI 318 CDI 4x4 319 CDI / BlueTEC 319 CDI / BlueTEC 4x4 324	80 95 95 105 105 110 110 115 120 120 115 115 135 135 140 140 190	02/08→12/09 08/11→05/16 08/11→05/16 05/16→ 05/16→ 06/06→ 02/08→12/09 09/08→ 08/11→ 08/11→ 09/08→ 03/09→ 02/08→12/09 02/08→12/09 03/09→ 03/09→ 06/06→12/13		Scheibenbremse; 	2	24.3727-0473.2	580473	L= 1.706
				Radstand [mm]: 3.665; für Fahrzeuge ohne abklappbaren Hand- bremshebel; 	1	24.3727-0474.2	580474	L= 1.867
MERCEDES-BENZ - SPRINTER 3,5-t Kasten (B906) 06/06→								
 Bremsbackensatz, Feststellbremse								
309 CDI 310 CDI 311 CDI	65 70 80 - 84	06/06→12/09 03/09→ 06/06→	➔			03.0137-4003.2	654003	Ø 180 x 25 + Zub
311 CDI 4x4 313 CDI 313 CDI 4x4 314 CDI 314 CDI 4x4 315 CDI 315 CDI 4x4 316 316 CDI 316 CDI 4x4 316 LGT 316 NGT 318 CDI 318 CDI 4x4 319 CDI / BlueTEC 319 CDI / BlueTEC 4x4 324	80 95 95 105 105 110 110 115 120 120 115 115 135 135 140 140 190	02/08→12/09 06/06→ 05/09→ 05/16→ 05/16→ 06/06→ 02/08→12/09 09/08→ 03/09→ 03/09→ 09/08→ 09/08→ 06/06→12/09 02/08→12/09 03/09→ 03/09→ 06/06→12/13						
Zubehörsatz, Feststellbremsbacken								
309 CDI 310 CDI 311 CDI	65 70 80 - 84	06/06→12/09 03/09→ 06/06→	➔			03.0137-9700.2	669700	
311 CDI 4x4 313 CDI 313 CDI 4x4 314 CDI 314 CDI 4x4 315 CDI 315 CDI 4x4 316 316 CDI 316 CDI 4x4 316 LGT 316 NGT 318 CDI 318 CDI 4x4 319 CDI / BlueTEC 319 CDI / BlueTEC 4x4 324	80 95 95 105 105 110 110 115 120 120 115 115 135 135 140 140 190	02/08→12/09 06/06→ 05/09→ 05/16→ 05/16→ 06/06→ 02/08→12/09 09/08→ 03/09→ 03/09→ 09/08→ 09/08→ 06/06→12/09 02/08→12/09 03/09→ 03/09→ 06/06→12/13				03.0137-9704.2	669704	
 Seilzug, Feststellbremse								
309 CDI 310 CDI 311 CDI	65 70 80 - 84	06/06→12/09 03/09→ 06/06→		Radstand [mm]: 3.250; für Fahrzeuge ohne abklappbaren Hand- bremshebel; 	1	24.3727-0472.2	580472	L= 1.468
311 CDI 4x4 313 CDI 313 CDI 4x4 314 CDI 314 CDI 4x4 315 CDI 315 CDI 4x4 316 →	80 95 95 105 105 110 110 115	02/08→12/09 06/06→ 05/09→ 05/16→ 05/16→ 06/06→ 02/08→12/09 09/08→		Scheibenbremse; 	2	24.3727-0473.2	580473	L= 1.706
				Radstand [mm]: 3.665; für Fahrzeuge ohne abklappbaren Hand- bremshebel; 	1	24.3727-0474.2	580474	L= 1.867

	kW			 	! #		
MERCEDES-BENZ - SPRINTER 3,5-t Kasten (B906) 06/06→							
 Seilzug, Feststellbremse							
316 CDI	120	03/09→		Radstand [mm]: 3.250; für Fahrzeuge ohne abklappbaren Hand- bremshebel; 	1	24.3727-0472.2 580472	L= 1.468
316 CDI 4x4	120	03/09→					
316 LGT	115	09/08→					
316 NGT	115	09/08→					
318 CDI	135	06/06→12/09		Scheibenbremse; 	2	24.3727-0473.2 580473	L= 1.706
318 CDI 4x4	135	02/08→12/09					
319 CDI / BlueTEC	140	03/09→		Radstand [mm]: 3.665; für Fahrzeuge ohne abklappbaren Hand- bremshebel; 	1	24.3727-0474.2 580474	L= 1.867
319 CDI / BlueTEC 4x4	140	03/09→					
324	190	06/06→12/13					
MERCEDES-BENZ - SPRINTER 3,5-t Kasten (B907, B910) 02/18→							
 Bremsbackensatz, Feststellbremse							
311 CDI	84	02/18→		- eFSB		03.0137-4003.2 654003	Ø 180 x 25 + Zub
311 CDI RWD	84	02/18→					
314 CDI	105	02/18→					
314 CDI All-wheel Drive	105	01/19→					
314 CDI RWD	105	02/18→					
315 CDI RWD	110	06/20→					
316 CDI All-wheel Drive	120	01/19→					
316 CDI RWD	120	02/18→					
317 CDI RWD	125	06/20→					
319 CDI All-wheel Drive	140	01/19→					
319 CDI RWD	140	02/18→					
Zubehörsatz, Feststellbremsbacken							
311 CDI	84	02/18→		- eFSB		03.0137-9700.2 669700	
311 CDI RWD	84	02/18→					
314 CDI	105	02/18→				03.0137-9704.2 669704	
314 CDI All-wheel Drive	105	01/19→					
314 CDI RWD	105	02/18→					
315 CDI RWD	110	06/20→					
316 CDI All-wheel Drive	120	01/19→					
316 CDI RWD	120	02/18→					
317 CDI RWD	125	06/20→					
319 CDI All-wheel Drive	140	01/19→					
319 CDI RWD	140	02/18→					
MERCEDES-BENZ - SPRINTER 3,5-t Pritsche/Fahrgestell (B906) 06/06→							
 Bremsbackensatz, Feststellbremse							
309 CDI	65	06/06→12/09				03.0137-4003.2 654003	Ø 180 x 25 + Zub
310 CDI	70	03/09→05/16					
311 CDI	80 - 84	06/06→					
311 CDI 4x4	80	02/08→12/09					
313 CDI	95	06/06→05/16					
313 CDI 4x4	95	06/06→05/16					
314 CDI	105	05/16→					
314 CDI 4x4	105	05/16→					
315 CDI	110	06/06→12/09					
315 CDI 4x4	110	02/08→12/09					
316	115	09/08→					
316 CDI	120	03/09→					
316 CDI 4x4	120	03/09→					
316 LGT	115	09/08→					
316 NGT	115	09/08→					
318 CDI	135	06/06→12/09					
318 CDI 4x4	135	02/08→12/09					
319 CDI / BlueTEC	140	03/09→					
319 CDI / BlueTEC 4x4	140	05/11→					
324	190	06/06→12/13					
Zubehörsatz, Feststellbremsbacken							
309 CDI	65	06/06→12/09				03.0137-9700.2 669700	
310 CDI	70	03/09→05/16					
311 CDI	80 - 84	06/06→				03.0137-9704.2 669704	
311 CDI 4x4	80	02/08→12/09					
313 CDI	95	06/06→05/16					
313 CDI 4x4	95	06/06→05/16					
314 CDI	105	05/16→					
314 CDI 4x4	105	05/16→					
315 CDI	110	06/06→12/09					
315 CDI 4x4	110	02/08→12/09					
316	115	09/08→					
316 CDI	120	03/09→					
316 CDI 4x4	120	03/09→					
316 LGT	115	09/08→					
316 NGT	115	09/08→					
318 CDI	135	06/06→12/09					
318 CDI 4x4	135	02/08→12/09					
319 CDI / BlueTEC	140	03/09→					

	kW					! #		
MERCEDES-BENZ - SPRINTER 3,5-t Pritsche/Fahrgestell (B906) 06/06→								
Zubehörsatz, Feststellbremsbacken								
319 CDI / BlueTEC 4x4	140	05/11→					03.0137-9700.2 669700	
324	190	06/06→12/13	➔				03.0137-9704.2 669704	
 Seilzug, Feststellbremse								
309 CDI	65	06/06→12/09			Radstand [mm]: 3.250;	1	24.3727-0472.2 580472	L= 1.468
310 CDI	70	03/09→05/16			für Fahrzeuge ohne abklappbaren Hand-			
311 CDI	80 -	06/06→			bremshebel; 			
	84							
311 CDI 4x4	80	02/08→12/09			Scheibenbremse; 	2	24.3727-0473.2 580473	L= 1.706
313 CDI	95	06/06→05/16						
313 CDI 4x4	95	06/06→05/16			Radstand [mm]: 3.665;	1	24.3727-0474.2 580474	L= 1.867
314 CDI	105	05/16→			für Fahrzeuge ohne abklappbaren Hand-			
314 CDI 4x4	105	05/16→			bremshebel; 			
315 CDI	110	06/06→12/09						
315 CDI 4x4	110	02/08→12/09						
316	115	09/08→						
316 CDI	120	03/09→						
316 CDI 4x4	120	03/09→						
316 LGT	115	09/08→						
316 NGT	115	09/08→						
318 CDI	135	06/06→12/09						
318 CDI 4x4	135	02/08→12/09						
319 CDI / BlueTEC	140	03/09→						
319 CDI / BlueTEC 4x4	140	05/11→						
324	190	06/06→12/13						
MERCEDES-BENZ - SPRINTER 3,5-t Pritsche/Fahrgestell (B907, B910) 02/18→								
 Bremsbackensatz, Feststellbremse								
311 CDI	84	02/18→	➔		- eFSB		03.0137-4003.2 654003	Ø 180 x 25 + Zub
311 CDI RWD	84	02/18→						
314 CDI	105	02/18→						
314 CDI All-wheel Drive	105	01/19→						
314 CDI RWD	105	02/18→						
315 CDI RWD	110	06/20→						
316 CDI All-wheel Drive	120	01/19→						
316 CDI RWD	120	02/18→						
317 CDI RWD	125	06/20→						
319 CDI All-wheel Drive	140	01/19→						
319 CDI RWD	140	02/18→						
Zubehörsatz, Feststellbremsbacken								
311 CDI	84	02/18→	➔		- eFSB		03.0137-9700.2 669700	
311 CDI RWD	84	02/18→						
314 CDI	105	02/18→					03.0137-9704.2 669704	
314 CDI All-wheel Drive	105	01/19→						
314 CDI RWD	105	02/18→						
315 CDI RWD	110	06/20→						
316 CDI All-wheel Drive	120	01/19→						
316 CDI RWD	120	02/18→						
317 CDI RWD	125	06/20→						
319 CDI All-wheel Drive	140	01/19→						
319 CDI RWD	140	02/18→						
MERCEDES-BENZ - SPRINTER 3,5-t Tourer Bus (B907) 02/18→								
 Bremsbackensatz, Feststellbremse								
311 CDI	84	02/18→	➔		- eFSB		03.0137-4003.2 654003	Ø 180 x 25 + Zub
314 CDI	105	02/18→						
314 CDI All-wheel Drive	105	01/19→						
316 CDI	120	02/18→						
316 CDI All-wheel Drive	120	01/19→						
319 CDI	140	02/18→						
319 CDI All-wheel Drive	140	01/19→						
Zubehörsatz, Feststellbremsbacken								
311 CDI	84	02/18→	➔		- eFSB		03.0137-9700.2 669700	
314 CDI	105	02/18→						
314 CDI All-wheel Drive	105	01/19→					03.0137-9704.2 669704	
316 CDI	120	02/18→						
316 CDI All-wheel Drive	120	01/19→						
319 CDI	140	02/18→						
319 CDI All-wheel Drive	140	01/19→						
MERCEDES-BENZ - SPRINTER 3-t Bus (B903) 01/95→05/12								
 Bremsbackensatz, Feststellbremse								
308 CDI	60	04/00→05/06	➔				03.0137-0397.2 650397	Ø 160 x 40
308 D	58 -	02/95→04/00					03.0137-4001.2 654001	Ø 160 x 40 + Zub
	60							
310 D	75	01/97→12/99						
➔								

MERCEDES-BENZ - SPRINTER 3-t Bus (B903) 01/95→05/12

Bremsbackensatz, Feststellbremse

310 D 4x4	75	05/97→08/02	➔					Ø 160 x 40
311 CDI	80	04/00→05/06						
311 CDI 4x4	80	08/02→05/06						Ø 160 x 40 + Zub
312 D 2.9	90	02/95→04/00						
312 D 2.9 4x4	90	05/97→08/02						
313 CDI	95	04/00→05/06						
313 CDI 4x4	95	08/02→05/06						
314	105	02/95→05/06						
314 4x4	105	08/02→05/06						
314 NGT	95	02/95→05/06						
316 CDI	115	04/00→05/06						
316 CDI 4x4	115	08/02→05/06						

Zubehörsatz, Feststellbremsbacken

308 CDI	60	04/00→05/06						
308 D	58 - 60	02/95→04/00	➔					
310 D	75	01/97→12/99						
310 D 4x4	75	05/97→08/02						
311 CDI	80	04/00→05/06						
311 CDI 4x4	80	08/02→05/06						
312 D 2.9	90	02/95→04/00						
312 D 2.9 4x4	90	05/97→08/02						
313 CDI	95	04/00→05/06						
313 CDI 4x4	95	08/02→05/06						
314	105	02/95→05/06						
314 4x4	105	08/02→05/06						
316 CDI	115	04/00→05/06						
316 CDI 4x4	115	08/02→05/06						
314 NGT	95	02/95→05/06		04/00→				
			➔					
			➔	04/00→				

Seilzug, Feststellbremse

308 CDI	60	04/00→05/06		Komponentennummer: 504013/01; Scheibenbremse;	2			L= 1.513
308 D	58 - 60	02/95→04/00						
310 D	75	01/97→12/99		Radstand [mm]: 4.025; Scheibenbremse; für Fahrzeuge ohne Drehsitz;	1			L= 2.460
310 D 4x4	75	05/97→08/02						
311 CDI	80	04/00→05/06		Radstand [mm]: 3.000; für Fahrzeuge ohne Drehsitz; Scheibenbremse;	1			L= 1.435
311 CDI 4x4	80	08/02→05/06						
312 D 2.9	90	02/95→04/00						
312 D 2.9 4x4	90	05/97→08/02		Radstand [mm]: 3.550; für Fahrzeuge ohne Drehsitz; Scheibenbremse;	1			L= 1.990
313 CDI	95	04/00→05/06						
313 CDI 4x4	95	08/02→05/06						
314	105	02/95→05/06						
314 4x4	105	08/02→05/06		Radstand [mm]: 3.550; für Fahrzeuge mit Drehsitz; Scheibenbremse;	1			L= 1.970
314 NGT	95	02/95→05/06						
316 CDI	115	04/00→05/06						
316 CDI 4x4	115	08/02→05/06		Radstand [mm]: 3.000; für Fahrzeuge mit Drehsitz; Scheibenbremse;	1			L= 1.415
				Komponentennummer: 504013/04; Scheibenbremse;	2			L= 1.545
























MERCEDES-BENZ - SPRINTER 3-t Bus (B906) 06/06→















Bremsbackensatz, Feststellbremse





















210 CDI	70	03/09→12/13	➔					Ø 180 x 25 + Zub
211 CDI	80 - 84	06/06→						
213 CDI	95	06/06→05/16						
214 CDI	105	04/16→						
215 CDI	110	06/06→12/09						
216	115	09/08→						
224	190	06/06→12/13						
216 CDI	120	06/06→	➔	03/09→				Ø 180 x 25 + Zub




















Zubehörsatz, Feststellbremsbacken

















210 CDI	70	03/09→12/13						
211 CDI	80 - 84	06/06→	➔					
213 CDI	95	06/06→05/16						
214 CDI	105	04/16→						
215 CDI	110	06/06→12/09						
216	115	09/08→						
224	190	06/06→12/13						
216 CDI	120	06/06→		03/09→				
			➔	03/09→				











	kw					! #		
MERCEDES-BENZ - SPRINTER 3-t Bus (B906) 06/06→								
 Seilzug, Feststellbremse								
210 CDI 211 CDI	70 80 - 84	03/09→12/13 06/06→			Radstand [mm]: 3.250; für Fahrzeuge ohne abklappbaren Hand- bremshebel; 	1	24.3727-0472.2 580472	L= 1.468
213 CDI 214 CDI	95 105	06/06→05/16 04/16→			Scheibenbremse; 	2	24.3727-0473.2 580473	L= 1.706
215 CDI 216 224	110 115 190	06/06→12/09 09/08→ 06/06→12/13			Radstand [mm]: 3.665; für Fahrzeuge ohne abklappbaren Hand- bremshebel; 	1	24.3727-0474.2 580474	L= 1.867
216 CDI	120	06/06→			Radstand [mm]: 3.250; für Fahrzeuge ohne abklappbaren Hand- bremshebel; 	1	24.3727-0472.2 580472	L= 1.468
					03/09→; Scheibenbremse; 	2	24.3727-0473.2 580473	L= 1.706
					Radstand [mm]: 3.665; für Fahrzeuge ohne abklappbaren Hand- bremshebel; 	1	24.3727-0474.2 580474	L= 1.867
MERCEDES-BENZ - SPRINTER 3-t Kasten (B903) 01/95→05/12								
 Bremssackensatz, Feststellbremse								
308 CDI 308 D 2.3	60 58 - 60	04/00→05/06 02/95→04/00	➔				03.0137-0397.2 650397 03.0137-4001.2 654001	Ø 160 x 40 Ø 160 x 40 + Zub
310 D 2.9 311 CDI 311 CDI 4x4 312 D 2.9 312 D 2.9 4x4 313 CDI 313 CDI 4x4 314 314 4x4 314 NGT 316 CDI 316 CDI 4x4	75 80 80 90 90 95 95 105 105 95 115 115	02/95→04/00 04/00→05/06 08/02→05/06 02/95→04/00 05/97→08/02 04/00→05/06 08/02→05/06 02/95→05/06 08/02→05/06 02/95→05/06 04/00→05/06 02/01→05/06						
Zubehörsatz, Feststellbremsbacken								
308 CDI 308 D 2.3	60 58 - 60	04/00→05/06 02/95→04/00	➔				03.0137-9700.2 669700 03.0137-9255.2 669255 03.0137-9704.2 669704	
310 D 2.9 311 CDI 311 CDI 4x4 312 D 2.9 312 D 2.9 4x4 313 CDI 313 CDI 4x4 314 314 4x4 316 CDI 316 CDI 4x4	75 80 80 90 90 95 95 105 105 115 115	02/95→04/00 04/00→05/06 08/02→05/06 02/95→04/00 05/97→08/02 04/00→05/06 08/02→05/06 02/95→05/06 08/02→05/06 04/00→05/06 02/01→05/06						
314 NGT	95	02/95→05/06			04/00→		03.0137-9700.2 669700	
			➔				03.0137-9255.2 669255	
			➔		04/00→		03.0137-9704.2 669704	
 Seilzug, Feststellbremse								
308 CDI 308 D 2.3	60 58 - 60	04/00→05/06 02/95→04/00			Komponentennummer: 504013/01; Scheibenbremse; 	2	24.3727-0438.2 580438	L= 1.513
310 D 2.9 311 CDI 311 CDI 4x4 312 D 2.9 312 D 2.9 4x4 313 CDI 313 CDI 4x4 314 314 4x4 314 NGT 316 CDI 316 CDI 4x4	75 80 80 90 90 95 95 105 105 95 115 115	02/95→04/00 04/00→05/06 08/02→05/06 02/95→04/00 05/97→08/02 04/00→05/06 08/02→05/06 02/95→05/06 08/02→05/06 02/95→05/06 04/00→05/06 02/01→05/06			Radstand [mm]: 4.025; Scheibenbremse; für Fahrzeuge ohne Drehsitz; 	1	24.3727-0441.2 580441	L= 2.460
					Radstand [mm]: 3.000; für Fahrzeuge ohne Drehsitz; Scheibenbremse; 	1	24.3727-0442.2 580442	L= 1.435
					Radstand [mm]: 3.550; für Fahrzeuge ohne Drehsitz; Scheibenbremse; 	1	24.3727-0443.2 580443	L= 1.990
					Radstand [mm]: 3.550; für Fahrzeuge mit Drehsitz; Scheibenbremse; 	1	24.3727-0444.2 580444	L= 1.970
					Radstand [mm]: 3.000; für Fahrzeuge mit Drehsitz; Scheibenbremse; 	1	24.3727-0445.2 580445	L= 1.415
					Komponentennummer: 504013/04; Scheibenbremse; 	2	24.3727-0463.2 580463	L= 1.545











	kW			 	! #		
MERCEDES-BENZ - SPRINTER 3-t Kasten (B906) 06/06→							
 Bremsbackensatz, Feststellbremse							
209 CDI 210 CDI 211 CDI	65 70 80 -	06/06→12/09 03/09→ 06/06→	➔			03.0137-4003.2 654003	Ø 180 x 25 + Zub
213 CDI 214 CDI 215 CDI 216 216 CDI 218 CDI 219 CDI / BlueTEC 224	84 95 105 110 115 120 135 140 190	06/06→ 04/16→ 06/06→12/09 09/08→ 03/09→ 06/06→12/09 03/09→ 06/06→					
Zubehörsatz, Feststellbremsbacken							
209 CDI 210 CDI 211 CDI	65 70 80 -	06/06→12/09 03/09→ 06/06→	➔			03.0137-9700.2 669700	
213 CDI 214 CDI 215 CDI 216 216 CDI 218 CDI 219 CDI / BlueTEC 224	84 95 105 110 115 120 135 140 190	06/06→ 04/16→ 06/06→12/09 09/08→ 03/09→ 06/06→12/09 03/09→ 06/06→				03.0137-9704.2 669704	
 Seilzug, Feststellbremse							
209 CDI 210 CDI 211 CDI	65 70 80 -	06/06→12/09 03/09→ 06/06→		Radstand [mm]: 3.250; für Fahrzeuge ohne abklappbaren Hand- bremshebel; 	1	24.3727-0472.2 580472	L= 1.468
213 CDI 214 CDI 215 CDI 216 216 CDI 218 CDI 219 CDI / BlueTEC 224	84 95 105 110 115 120 135 140 190	06/06→ 04/16→ 06/06→12/09 09/08→ 03/09→ 06/06→12/09 03/09→ 06/06→		Scheibenbremse; 	2	24.3727-0473.2 580473	L= 1.706
				Radstand [mm]: 3.665; für Fahrzeuge ohne abklappbaren Hand- bremshebel; 	1	24.3727-0474.2 580474	L= 1.867
MERCEDES-BENZ - SPRINTER 3-t Kasten (B910) 02/18→							
 Bremsbackensatz, Feststellbremse							
211 CDI 214 CDI	84 105	02/18→ 02/18→	➔	- eFSB		03.0137-4003.2 654003	Ø 180 x 25 + Zub
Zubehörsatz, Feststellbremsbacken							
211 CDI 214 CDI	84 105	02/18→ 02/18→	➔	- eFSB		03.0137-9700.2 669700 03.0137-9704.2 669704	
MERCEDES-BENZ - SPRINTER 3-t Pritsche/Fahrgestell (B903) 01/95→05/12							
 Bremsbackensatz, Feststellbremse							
308 CDI 308 D 2.3	60 58 - 60	04/00→05/06 02/95→04/00 04/00→05/06	➔			03.0137-0397.2 650397 03.0137-4001.2 654001	Ø 160 x 40 Ø 160 x 40 + Zub
310 D 2.9 311 CDI 311 CDI 4x4 312 D 2.9	75 80 80 85 -	01/97→04/00 04/00→05/06 04/00→05/06 02/95→09/01					
313 CDI 313 CDI 4x4 314 314 4x4 314 NGT 316 CDI 316 CDI 4x4	90 95 95 105 105 95 115 115	04/00→05/06 04/00→05/06 02/95→05/06 08/02→05/06 02/95→05/06 04/00→05/06 08/02→05/06					
Zubehörsatz, Feststellbremsbacken							
308 CDI 308 D 2.3	60 58 - 60	04/00→05/06 02/95→04/00 04/00→05/06	➔			03.0137-9700.2 669700 03.0137-9255.2 669255	
310 D 2.9 311 CDI 311 CDI 4x4 312 D 2.9	75 80 80 85 -	01/97→04/00 04/00→05/06 04/00→05/06 02/95→09/01				03.0137-9704.2 669704	
313 CDI 313 CDI 4x4 →	90 95 95	04/00→05/06 04/00→05/06 04/00→05/06					





















	kw				! #		
MERCEDES-BENZ - SPRINTER 3-t Pritsche/Fahrgestell (B903) 01/95→05/12							
Zubehörsatz, Feststellbremsbacken							
314	105	02/95→05/06				03.0137-9700.2 669700	
314 4x4	105	08/02→05/06	➔				
316 CDI	115	04/00→05/06				03.0137-9255.2 669255	
316 CDI 4x4	115	08/02→05/06				03.0137-9704.2 669704	
314 NGT	95	02/95→05/06		04/00→		03.0137-9700.2 669700	
			➔			03.0137-9255.2 669255	
			➔	04/00→		03.0137-9704.2 669704	
 Seilzug, Feststellbremse							
308 CDI	60	04/00→05/06		Komponentennummer: 504013/01;	2	24.3727-0438.2 580438	L= 1.513
308 D 2.3	58 -	02/95→04/00		Scheibenbremse; 			
	60			Radstand [mm]: 4.025; Scheibenbremse;	1	24.3727-0441.2 580441	L= 2.460
310 D 2.9	75	01/97→04/00		für Fahrzeuge ohne Drehsitz; 			
311 CDI	80	04/00→05/06		Radstand [mm]: 3.000;	1	24.3727-0442.2 580442	L= 1.435
311 CDI 4x4	80	04/00→05/06		für Fahrzeuge ohne Drehsitz;			
312 D 2.9	85 -	02/95→09/01		Scheibenbremse; 			
	90			Radstand [mm]: 3.550;	1	24.3727-0443.2 580443	L= 1.990
313 CDI	95	04/00→05/06		für Fahrzeuge ohne Drehsitz;			
313 CDI 4x4	95	04/00→05/06		Scheibenbremse; 			
314	105	02/95→05/06		Radstand [mm]: 3.550;	1	24.3727-0444.2 580444	L= 1.970
314 4x4	105	08/02→05/06		für Fahrzeuge mit Drehsitz;			
314 NGT	95	02/95→05/06		Scheibenbremse; 			
316 CDI	115	04/00→05/06		Radstand [mm]: 3.000;	1	24.3727-0445.2 580445	L= 1.415
316 CDI 4x4	115	08/02→05/06		für Fahrzeuge mit Drehsitz;			
				Scheibenbremse; 			
				Komponentennummer: 504013/04;	2	24.3727-0463.2 580463	L= 1.545
				Scheibenbremse; 			
MERCEDES-BENZ - SPRINTER 3-t Pritsche/Fahrgestell (B906) 06/06→							
 Bremsbackensatz, Feststellbremse							
209 CDI	65	06/06→12/09	➔			03.0137-4003.2 654003	Ø 180 x 25 + Zub
210 CDI	70	03/09→05/16					
211 CDI	80 -	06/06→					
	84						
213 CDI	95	06/06→05/16					
214 CDI	105	04/16→					
215 CDI	110	06/06→12/09					
216	115	09/08→05/16					
216 CDI	120	03/09→					
218 CDI	135	06/06→12/09					
219 CDI / BlueTEC	140	03/09→05/16					
224	190	06/06→12/13					
Zubehörsatz, Feststellbremsbacken							
209 CDI	65	06/06→12/09				03.0137-9700.2 669700	
210 CDI	70	03/09→05/16	➔				
211 CDI	80 -	06/06→				03.0137-9704.2 669704	
	84						
213 CDI	95	06/06→05/16					
214 CDI	105	04/16→					
215 CDI	110	06/06→12/09					
216	115	09/08→05/16					
216 CDI	120	03/09→					
218 CDI	135	06/06→12/09					
219 CDI / BlueTEC	140	03/09→05/16					
224	190	06/06→12/13					
 Seilzug, Feststellbremse							
209 CDI	65	06/06→12/09		Radstand [mm]: 3.250;	1	24.3727-0472.2 580472	L= 1.468
210 CDI	70	03/09→05/16		für Fahrzeuge ohne abklappbaren Hand-			
211 CDI	80 -	06/06→		bremshelbel; 			
	84			Scheibenbremse; 	2	24.3727-0473.2 580473	L= 1.706
213 CDI	95	06/06→05/16		Radstand [mm]: 3.665;	1	24.3727-0474.2 580474	L= 1.867
214 CDI	105	04/16→		für Fahrzeuge ohne abklappbaren Hand-			
215 CDI	110	06/06→12/09		bremshelbel; 			
216	115	09/08→05/16					
216 CDI	120	03/09→					
218 CDI	135	06/06→12/09					
219 CDI / BlueTEC	140	03/09→05/16					
224	190	06/06→12/13					
MERCEDES-BENZ - SPRINTER 3-t Pritsche/Fahrgestell (B910, B907) 02/18→							
 Bremsbackensatz, Feststellbremse							
211 CDI	84	02/18→	➔	- eFSB		03.0137-4003.2 654003	Ø 180 x 25 + Zub
211 CDI RWD	84	02/18→					
214 CDI	105	02/18→					
➔							

























	kw					! #		
MERCEDES-BENZ - SPRINTER 3-t Pritsche/Fahrgestell (B910, B907) 02/18→								
 Bremsbackensatz, Feststellbremse								
214 CDI RWD 215 CDI RWD 216 CDI RWD 217 CDI RWD	105 110 120 125	02/18→ 06/20→ 02/18→ 06/20→	➔	- eFSB			03.0137-4003.2 654003	Ø 180 x 25 + Zub
Zubehörsatz, Feststellbremsbacken								
211 CDI 211 CDI RWD 214 CDI 214 CDI RWD 215 CDI RWD 216 CDI RWD 217 CDI RWD	84 84 105 105 110 120 125	02/18→ 02/18→ 02/18→ 02/18→ 06/20→ 02/18→ 06/20→	➔	- eFSB			03.0137-9700.2 669700 03.0137-9704.2 669704	
MERCEDES-BENZ - SPRINTER 3-t Tourer Bus (B907) 02/18→								
 Bremsbackensatz, Feststellbremse								
211 CDI 214 CdI	84 105	02/18→ 02/18→	➔	- eFSB			03.0137-4003.2 654003	Ø 180 x 25 + Zub
Zubehörsatz, Feststellbremsbacken								
211 CDI 214 CdI	84 105	02/18→ 02/18→	➔	- eFSB			03.0137-9700.2 669700	
			➔	- eFSB	2		03.0137-9704.2 669704	
MERCEDES-BENZ - SPRINTER 4,6-t Kasten (B906) 06/06→								
 Bremsbackensatz, Feststellbremse								
411 CDI 413 CDI 414 CDI 415 CDI 416 CDI 418 CDI 419 CDI 424	80 95 105 110 120 135 140 190	06/09→12/18 06/06→05/16 05/16→ 06/09→12/09 03/09→ 06/09→05/16 03/09→ 06/06→12/13	➔				03.0137-4003.2 654003	Ø 180 x 25 + Zub
414 CDI 4x4 416 CDI 4x4	105 120	05/16→ 11/13→	➔				03.0137-4008.2 654008	Ø 172 x 42 - HEB / + Zub
Zubehörsatz, Feststellbremsbacken								
411 CDI 413 CDI 414 CDI 415 CDI 416 CDI 418 CDI 419 CDI 424	80 95 105 110 120 135 140 190	06/09→12/18 06/06→05/16 05/16→ 06/09→12/09 03/09→ 06/09→05/16 03/09→ 06/06→12/13	➔				03.0137-9700.2 669700 03.0137-9704.2 669704	
 Seilzug, Feststellbremse								
411 CDI 413 CDI 414 CDI 415 CDI 416 CDI 418 CDI 419 CDI 424	80 95 105 110 120 135 140 190	06/09→12/18 06/06→05/16 05/16→ 06/09→12/09 03/09→ 06/09→05/16 03/09→ 06/06→12/13		Radstand [mm]: 3.250; für Fahrzeuge ohne abklappbaren Hand- bremshebel; 	1	24.3727-0472.2 580472	L= 1.468	
				Scheibenbremse; 	2	24.3727-0473.2 580473	L= 1.706	
				Radstand [mm]: 3.665; für Fahrzeuge ohne abklappbaren Hand- bremshebel; 	1	24.3727-0474.2 580474	L= 1.867	
414 CDI 4x4 416 CDI 4x4	105 120	05/16→ 11/13→		für Reifenabmessung: 285/65 R 16 C; Scheibenbremse; 	2	24.3727-0471.2 580471	L= 1.430	
				Radstand [mm]: 3.250; für Fahrzeuge ohne abklappbaren Hand- bremshebel; 	1	24.3727-0472.2 580472	L= 1.468	
				Radstand [mm]: 3.665; für Fahrzeuge ohne abklappbaren Hand- bremshebel; 	1	24.3727-0474.2 580474	L= 1.867	
				S 544980→; Scheibenbremse; 	2	24.3727-0475.2 580475	L= 1.399	
MERCEDES-BENZ - SPRINTER 4,6-t Pritsche/Fahrgestell (B906) 06/06→								
 Bremsbackensatz, Feststellbremse								
411 CDI 413 CDI 414 CDI 415 CDI 416 CDI 418 CDI 419 CDI 424 →	80 84 95 105 110 120 135 140 190	06/09→ 03/09→ 05/16→ 06/06→12/09 03/09→ 06/06→12/09 03/09→ 06/06→12/13	➔				03.0137-4003.2 654003	Ø 180 x 25 + Zub






























	kW					! #		
MERCEDES-BENZ - SPRINTER 4,6-t Pritsche/Fahrgestell (B906) 06/06→								
Zubehörsatz, Feststellbremsbacken								
411 CDI	80	06/09→					03.0137-9700.2 669700	
	84		→					
413 CDI	95	03/09→					03.0137-9704.2 669704	
414 CDI	105	05/16→						
415 CDI	110	06/06→12/09						
416 CDI	120	03/09→						
418 CDI	135	06/06→12/09						
419 CDI	140	03/09→						
424	190	06/06→12/13						
Seilzug, Feststellbremse								
411 CDI	80	06/09→		Radstand [mm]: 3.250; für Fahrzeuge ohne abklappbaren Hand- bremshebel; 	1	24.3727-0472.2 580472	580472	L= 1.468
	84							
413 CDI	95	03/09→						
414 CDI	105	05/16→						
415 CDI	110	06/06→12/09		Scheibenbremse; 	2	24.3727-0473.2 580473	580473	L= 1.706
416 CDI	120	03/09→						
418 CDI	135	06/06→12/09		Radstand [mm]: 3.665; für Fahrzeuge ohne abklappbaren Hand- bremshebel; 	1	24.3727-0474.2 580474	580474	L= 1.867
419 CDI	140	03/09→						
424	190	06/06→12/13						
MERCEDES-BENZ - SPRINTER 4-t Bus (B904) 02/96→05/06								
Bremsbackensatz, Feststellbremse								
408 CDI	60	04/00→05/06	→				03.0137-4015.2 654015	Ø 170 x 40 + Zub
411 CDI	80	04/00→05/06						
413 CDI	95	04/00→05/06						
414	105	02/96→05/06						
416 CDI	115	04/00→05/06						
Zubehörsatz, Feststellbremsbacken								
408 CDI	60	04/00→05/06					03.0137-9700.2 669700	
411 CDI	80	04/00→05/06	→					
413 CDI	95	04/00→05/06					03.0137-9256.2 669256	
414	105	02/96→05/06					03.0137-9704.2 669704	
416 CDI	115	04/00→05/06						
Seilzug, Feststellbremse								
408 CDI	60	04/00→05/06		Scheibenbremse; 		24.3727-0179.2 580179	580179	L= 1.525
411 CDI	80	04/00→05/06						
413 CDI	95	04/00→05/06		Scheibenbremse; 		24.3727-0180.2 580180	580180	L= 1.526
414	105	02/96→05/06						
416 CDI	115	04/00→05/06		Scheibenbremse; Radstand [mm]: 4.025; für Fahrzeuge mit Drehsitz; 	1	24.3727-0181.2 580181	580181	L= 2.440
				Radstand [mm]: 4.025; für Fahrzeuge ohne Drehsitz; 	1	24.3727-0441.2 580441	580441	L= 2.460
				Radstand [mm]: 3.550; für Fahrzeuge ohne Drehsitz; 	1	24.3727-0443.2 580443	580443	L= 1.990
				Radstand [mm]: 3.550; für Fahrzeuge mit Drehsitz; 	1	24.3727-0444.2 580444	580444	L= 1.970
MERCEDES-BENZ - SPRINTER 4-t Kasten (B904) 02/95→05/12								
Bremsbackensatz, Feststellbremse								
408 CDI	60	04/00→05/06	→				03.0137-4015.2 654015	Ø 170 x 40 + Zub
408 D	58	02/96→05/06						
410 D 4x4	75	05/97→05/06						
411 CDI	80	04/00→05/06						
411 CDI 4x4	80	04/00→05/06						
412 D	85 -	02/96→05/06						
	90							
412 D 4x4	85 -	05/97→05/06						
	90							
413 CDI	95	04/00→05/06						
413 CDI 4x4	95	04/00→05/06						
414	105	02/96→05/06						
414 4x4	105	05/97→05/06						
414 D 4x4	90	05/97→05/06						
414 NGT	95	02/95→05/06						
416 CDI	115	04/00→05/06						
416 CDI 4x4	115	04/00→05/06						
410 D	75	02/96→05/06	→	09/96→			03.0137-4015.2 654015	Ø 170 x 40 + Zub
Zubehörsatz, Feststellbremsbacken								
408 CDI	60	04/00→05/06					03.0137-9700.2 669700	
408 D	58	02/96→05/06	→					
410 D 4x4	75	05/97→05/06					03.0137-9256.2 669256	
411 CDI	80	04/00→05/06					03.0137-9704.2 669704	
411 CDI 4x4	80	04/00→05/06						
412 D	85 -	02/96→05/06						
	90							
→								













	kw					! #		
MERCEDES-BENZ - SPRINTER 4-t Kasten (B904) 02/95→05/12								
Zubehörsatz, Feststellbremsbacken								
412 D 4x4	85 - 90	05/97→05/06					03.0137-9700.2 669700	
413 CDI	95	04/00→05/06	➔				03.0137-9256.2 669256	
413 CDI 4x4	95	04/00→05/06					03.0137-9704.2 669704	
414	105	02/96→05/06						
414 4x4	105	05/97→05/06						
414 D 4x4	90	05/97→05/06						
416 CDI	115	04/00→05/06						
416 CDI 4x4	115	04/00→05/06						
410 D	75	02/96→05/06		09/96→			03.0137-9700.2 669700	
			➔	09/96→			03.0137-9256.2 669256	
							03.0137-9704.2 669704	
414 NGT	95	02/95→05/06		06/95→			03.0137-9700.2 669700	
			➔				03.0137-9256.2 669256	
			➔	06/95→			03.0137-9704.2 669704	
 Seilzug, Feststellbremse								
408 CDI	60	04/00→05/06		Scheibenbremse; <input type="checkbox"/>			24.3727-0179.2 580179	L= 1.525
408 D	58	02/96→05/06		Scheibenbremse; <input type="checkbox"/>			24.3727-0180.2 580180	L= 1.526
410 D 4x4	75	05/97→05/06						
411 CDI	80	04/00→05/06		Scheibenbremse; Radstand [mm]: 4.025; für Fahrzeuge mit Drehsitz; <input type="checkbox"/>	1		24.3727-0181.2 580181	L= 2.440
411 CDI 4x4	80	04/00→05/06						
412 D	85 - 90	02/96→05/06		Radstand [mm]: 4.025; für Fahrzeuge ohne Drehsitz; <input type="checkbox"/>	1		24.3727-0441.2 580441	L= 2.460
412 D 4x4	85 - 90	05/97→05/06		Radstand [mm]: 3.550; für Fahrzeuge ohne Drehsitz; <input type="checkbox"/>	1		24.3727-0443.2 580443	L= 1.990
413 CDI	95	04/00→05/06						
413 CDI 4x4	95	04/00→05/06		Radstand [mm]: 3.550; für Fahrzeuge mit Drehsitz; <input type="checkbox"/>	1		24.3727-0444.2 580444	L= 1.970
414	105	02/96→05/06						
414 4x4	105	05/97→05/06						
414 D 4x4	90	05/97→05/06						
414 NGT	95	02/95→05/06						
416 CDI	115	04/00→05/06						
416 CDI 4x4	115	04/00→05/06						
410 D	75	02/96→05/06		09/96→; Scheibenbremse; <input type="checkbox"/>			24.3727-0179.2 580179	L= 1.525
				09/96→; Scheibenbremse; <input type="checkbox"/>			24.3727-0180.2 580180	L= 1.526
				09/96→; Scheibenbremse; Radstand [mm]: 4.025; für Fahrzeuge mit Drehsitz; <input type="checkbox"/>	1		24.3727-0181.2 580181	L= 2.440
				09/96→; Radstand [mm]: 4.025; für Fahrzeuge ohne Drehsitz; <input type="checkbox"/>	1		24.3727-0441.2 580441	L= 2.460
				09/96→; Radstand [mm]: 3.550; für Fahrzeuge ohne Drehsitz; <input type="checkbox"/>	1		24.3727-0443.2 580443	L= 1.990
				09/96→; Radstand [mm]: 3.550; für Fahrzeuge mit Drehsitz; <input type="checkbox"/>	1		24.3727-0444.2 580444	L= 1.970
MERCEDES-BENZ - SPRINTER 4-t Kasten (B907, B910) 02/18→								
 Bremsbackensatz, Feststellbremse								
411 CDI	84	02/18→	➔	- eFSB			03.0137-4003.2 654003	Ø 180 x 25 + Zub
411 CDI RWD	84	02/18→						
414 CDI	105	02/18→						
414 CDI All-wheel Drive	105	01/19→						
414 CDI RWD	105	02/18→						
416 CDI All-wheel Drive	120	01/19→						
416 CDI RWD	120	02/18→						
417 CDI RWD	125	06/20→						
419 CDI All-wheel Drive	140	01/19→						
419 CDI RWD	140	02/18→						
Zubehörsatz, Feststellbremsbacken								
411 CDI	84	02/18→	➔	- eFSB			03.0137-9700.2 669700	
411 CDI RWD	84	02/18→					03.0137-9704.2 669704	
414 CDI	105	02/18→						
414 CDI All-wheel Drive	105	01/19→						
414 CDI RWD	105	02/18→						
416 CDI All-wheel Drive	120	01/19→						
416 CDI RWD	120	02/18→						
417 CDI RWD	125	06/20→						
419 CDI All-wheel Drive	140	01/19→						
419 CDI RWD	140	02/18→						
MERCEDES-BENZ - SPRINTER 4-t Pritsche/Fahrgestell (B904) 02/95→05/12								
 Bremsbackensatz, Feststellbremse								
408 CDI	60	04/00→05/06	➔				03.0137-4015.2 654015	Ø 170 x 40 + Zub
408 D	58	02/96→05/06						
410 D 4x4	75	05/97→05/06						
➔								

	kw					! #		
MERCEDES-BENZ - SPRINTER 4-t Pritsche/Fahrgestell (B904) 02/95→05/12								
 Bremsbackensatz, Feststellbremse								
411 CDI	80	04/00→05/06	➔				03.0137-4015.2 654015	Ø 170 x 40 + Zub
411 CDI 4x4	80	04/00→05/06						
412 D	85 - 90	02/96→05/06						
412 D 4x4	85 - 90	05/97→05/06						
413 CDI	95	04/00→05/06						
413 CDI 4x4	95	04/00→05/06						
414	105	02/95→05/06						
414 4x4	105	05/97→05/06						
416 CDI	115	04/00→05/06						
416 CDI 4x4	115	04/00→05/06						
410 D	75	02/96→05/06	➔	09/96→			03.0137-4015.2 654015	Ø 170 x 40 + Zub
Zubehörsatz, Feststellbremsbacken								
408 CDI	60	04/00→05/06					03.0137-9700.2 669700	
408 D	58	02/96→05/06	➔				03.0137-9256.2 669256	
410 D 4x4	75	05/97→05/06					03.0137-9704.2 669704	
411 CDI	80	04/00→05/06						
411 CDI 4x4	80	04/00→05/06						
412 D	85 - 90	02/96→05/06						
412 D 4x4	85 - 90	05/97→05/06						
413 CDI	95	04/00→05/06						
413 CDI 4x4	95	04/00→05/06						
414 4x4	105	05/97→05/06						
416 CDI	115	04/00→05/06						
416 CDI 4x4	115	04/00→05/06						
410 D	75	02/96→05/06		09/96→			03.0137-9700.2 669700	
			➔	09/96→			03.0137-9256.2 669256	
							03.0137-9704.2 669704	
414	105	02/95→05/06		06/95→			03.0137-9700.2 669700	
			➔				03.0137-9256.2 669256	
			➔	06/95→			03.0137-9704.2 669704	
 Seilzug, Feststellbremse								
408 CDI	60	04/00→05/06			Scheibenbremse; <input type="checkbox"/>		24.3727-0179.2 580179	L= 1.525
408 D	58	02/96→05/06			Scheibenbremse; <input type="checkbox"/>		24.3727-0180.2 580180	L= 1.526
410 D 4x4	75	05/97→05/06						
411 CDI	80	04/00→05/06			Scheibenbremse; Radstand [mm]: 4.025; für Fahrzeuge mit Drehsitz; <input type="checkbox"/>	1	24.3727-0181.2 580181	L= 2.440
411 CDI 4x4	80	04/00→05/06						
412 D	85 - 90	02/96→05/06			Radstand [mm]: 4.025; für Fahrzeuge ohne Drehsitz; <input type="checkbox"/>	1	24.3727-0441.2 580441	L= 2.460
412 D 4x4	85 - 90	05/97→05/06			Radstand [mm]: 3.550; für Fahrzeuge ohne Drehsitz; <input type="checkbox"/>	1	24.3727-0443.2 580443	L= 1.990
413 CDI	95	04/00→05/06						
413 CDI 4x4	95	04/00→05/06			Radstand [mm]: 3.550; für Fahrzeuge ohne Drehsitz; <input type="checkbox"/>	1	24.3727-0444.2 580444	L= 1.970
414	105	02/95→05/06						
414 4x4	105	05/97→05/06						
416 CDI	115	04/00→05/06						
416 CDI 4x4	115	04/00→05/06						
410 D	75	02/96→05/06		09/96→; Scheibenbremse; <input type="checkbox"/>			24.3727-0179.2 580179	L= 1.525
				09/96→; Scheibenbremse; <input type="checkbox"/>			24.3727-0180.2 580180	L= 1.526
				09/96→; Scheibenbremse; Radstand [mm]: 4.025; für Fahrzeuge mit Drehsitz; <input type="checkbox"/>	1		24.3727-0181.2 580181	L= 2.440
				09/96→; Radstand [mm]: 4.025; für Fahrzeuge ohne Drehsitz; <input type="checkbox"/>	1		24.3727-0441.2 580441	L= 2.460
				09/96→; Radstand [mm]: 3.550; für Fahrzeuge ohne Drehsitz; <input type="checkbox"/>	1		24.3727-0443.2 580443	L= 1.990
				09/96→; Radstand [mm]: 3.550; für Fahrzeuge mit Drehsitz; <input type="checkbox"/>	1		24.3727-0444.2 580444	L= 1.970
MERCEDES-BENZ - SPRINTER 4-t Pritsche/Fahrgestell (B907, B910) 02/18→								
 Bremsbackensatz, Feststellbremse								
411 CDI	84	02/18→	➔	- eFSB			03.0137-4003.2 654003	Ø 180 x 25 + Zub
411 CDI RWD	84	02/18→						
414 CDI	105	02/18→						
414 CDI All-wheel Drive	105	01/19→						
414 CDI RWD	105	02/18→						
416 CDI All-wheel Drive	120	01/19→						
416 CDI RWD	120	02/18→						
419 CDI All-wheel Drive	140	01/19→						
419 CDI RWD	140	02/18→						











	kw					! #		
MERCEDES-BENZ - SPRINTER 4-t Pritsche/Fahrgestell (B907, B910) 02/18→								
Zubehörsatz, Feststellbremsbacken								
411 CDI	84	02/18→	➔	- eFSB			03.0137-9700.2 669700	
411 CDI RWD	84	02/18→					03.0137-9704.2 669704	
414 CDI	105	02/18→						
414 CDI All-wheel Drive	105	01/19→						
414 CDI RWD	105	02/18→						
416 CDI All-wheel Drive	120	01/19→						
416 CDI RWD	120	02/18→						
419 CDI All-wheel Drive	140	01/19→						
419 CDI RWD	140	02/18→						
MERCEDES-BENZ - SPRINTER 4-t Tourer Bus (B907) 02/18→								
 Bremsbackensatz, Feststellbremse								
411 CDI	84	02/18→	➔	- eFSB			03.0137-4003.2 654003	Ø 180 x 25 + Zub
414 CDI	105	09/19→						
419 CDI	140	02/18→						
Zubehörsatz, Feststellbremsbacken								
411 CDI	84	02/18→	➔	- eFSB			03.0137-9700.2 669700	
414 CDI	105	09/19→					03.0137-9704.2 669704	
419 CDI	140	02/18→						
MERCEDES-BENZ - SPRINTER 5-t Bus (B906) 06/06→								
 Bremsbackensatz, Feststellbremse								
513 CDI	95	03/09→	➔				03.0137-4008.2 654008	Ø 172 x 42 - HEB / + Zub
515 CDI	110	06/06→						
516 CDI	120	03/09→						
519 CDI	140	03/09→						
 Seilzug, Feststellbremse								
513 CDI	95	03/09→		für Reifenabmessung: 285/65 R 16 C; Scheibenbremse; 	2	24.3727-0471.2 580471	L= 1.430	
515 CDI	110	06/06→						
516 CDI	120	03/09→		Radstand [mm]: 3.250; für Fahrzeuge ohne abklappbaren Handbremshebel; 	1	24.3727-0472.2 580472	L= 1.468	
519 CDI	140	03/09→						
				Radstand [mm]: 3.665; für Fahrzeuge ohne abklappbaren Handbremshebel; 	1	24.3727-0474.2 580474	L= 1.867	
				S 544980→; Scheibenbremse; 	2	24.3727-0475.2 580475	L= 1.399	
MERCEDES-BENZ - SPRINTER 5-t Kasten (B906) 06/06→								
 Bremsbackensatz, Feststellbremse								
509 CDI	65	06/06→12/09	➔				03.0137-4008.2 654008	Ø 172 x 42 - HEB / + Zub
510 CDI	70	03/09→05/16						
511 CDI	80 - 84	06/06→						
511 CDI 4x4	80	06/06→12/09						
513 CDI 4x4	95	06/06→						
514 CDI	105	05/16→						
514 CDI 4x4	105	05/16→						
515 CDI	110	06/06→						
515 CDI 4x4	110	06/06→12/09						
516	115	03/09→						
516 CDI	120	03/09→						
516 CDI 4x4	120	06/06→						
516 NGT	115	03/09→						
518 CDI	135	06/06→12/09						
518 CDI 4x4	135	06/06→12/09						
519 CDI / BlueTEC	140	03/09→						
519 CDI / BlueTEC 4x4	140	03/09→						
524	190	06/06→12/13						
513 CDI	95	06/06→	➔	03/09→			03.0137-4008.2 654008	Ø 172 x 42 - HEB / + Zub
 Seilzug, Feststellbremse								
509 CDI	65	06/06→12/09		für Reifenabmessung: 285/65 R 16 C; Scheibenbremse; 	2	24.3727-0471.2 580471	L= 1.430	
510 CDI	70	03/09→05/16						
511 CDI	80 - 84	06/06→		Radstand [mm]: 3.250; für Fahrzeuge ohne abklappbaren Handbremshebel; 	1	24.3727-0472.2 580472	L= 1.468	
511 CDI 4x4	80	06/06→12/09						
513 CDI 4x4	95	06/06→						
514 CDI	105	05/16→		Radstand [mm]: 3.665; für Fahrzeuge ohne abklappbaren Handbremshebel; 	1	24.3727-0474.2 580474	L= 1.867	
514 CDI 4x4	105	05/16→						
515 CDI	110	06/06→						
515 CDI 4x4	110	06/06→12/09		S 544980→; Scheibenbremse; 	2	24.3727-0475.2 580475	L= 1.399	
516	115	03/09→						
516 CDI	120	03/09→						
516 CDI 4x4	120	06/06→						
516 NGT	115	03/09→						












	kW					! #		
MERCEDES-BENZ - SPRINTER 5-t Kasten (B906) 06/06→								
 Seilzug, Feststellbremse								
518 CDI	135	06/06→12/09			für Reifenabmessung: 285/65 R 16 C; Scheibenbremse; 	2	24.3727-0471.2 580471	L= 1.430
518 CDI 4x4	135	06/06→12/09						
519 CDI / BlueTEC	140	03/09→			Radstand [mm]: 3.250;	1	24.3727-0472.2 580472	L= 1.468
519 CDI / BlueTEC 4x4	140	03/09→			für Fahrzeuge ohne abklappbaren Hand- bremshebel; 			
524	190	06/06→12/13			Radstand [mm]: 3.665;	1	24.3727-0474.2 580474	L= 1.867
					für Fahrzeuge ohne abklappbaren Hand- bremshebel; 			
					S 544980→; Scheibenbremse; 	2	24.3727-0475.2 580475	L= 1.399
513 CDI	95	06/06→			03/09→;	2	24.3727-0471.2 580471	L= 1.430
					für Reifenabmessung: 285/65 R 16 C; Scheibenbremse; 			
					Radstand [mm]: 3.250;	1	24.3727-0472.2 580472	L= 1.468
					für Fahrzeuge ohne abklappbaren Hand- bremshebel; 			
					Radstand [mm]: 3.665;	1	24.3727-0474.2 580474	L= 1.867
					für Fahrzeuge ohne abklappbaren Hand- bremshebel; 			
					S 544980→; Scheibenbremse; 	2	24.3727-0475.2 580475	L= 1.399
MERCEDES-BENZ - SPRINTER 5-t Kasten (B907) 02/18→								
 Bremsbackensatz, Feststellbremse								
511 CDI	84	02/18→	➔				03.0137-4008.2 654008	Ø 172 x 42 - HEB / + Zub
514 CDI	105	02/18→						
516 CDI	120	02/18→						
516 CDI All-wheel Drive	120	01/19→						
519 CDI	140	02/18→						
519 CDI All-wheel Drive	140	01/19→						
MERCEDES-BENZ - SPRINTER 5-t Pritsche/Fahrgestell (B906) 06/06→								
 Bremsbackensatz, Feststellbremse								
509 CDI	65	06/06→12/09	➔				03.0137-4008.2 654008	Ø 172 x 42 - HEB / + Zub
510 CDI	70	03/09→						
511 CDI	80 - 84	06/06→						
511 CDI 4x4	80	06/06→12/09						
513 CDI 4x4	95	05/11→05/16						
514 CDI	105	05/16→						
514 CDI 4x4	105	05/16→						
515 CDI	110	06/06→12/09						
515 CDI 4x4	110	06/06→12/09						
516	115	09/08→						
516 CDI	120	03/09→						
516 CDI 4x4	120	05/11→						
516 NGT	115	09/08→						
518 CDI	135	06/06→12/09						
518 CDI 4x4	135	06/06→12/09						
519 CDI / BlueTEC	140	03/09→						
519 CDI / BlueTEC 4x4	140	03/09→						
524	190	06/06→12/13						
513 CDI	95	06/06→05/16	➔	03/09→			03.0137-4008.2 654008	Ø 172 x 42 - HEB / + Zub
 Seilzug, Feststellbremse								
509 CDI	65	06/06→12/09			für Reifenabmessung: 285/65 R 16 C; Scheibenbremse; 	2	24.3727-0471.2 580471	L= 1.430
510 CDI	70	03/09→						
511 CDI	80 - 84	06/06→			Radstand [mm]: 3.250;	1	24.3727-0472.2 580472	L= 1.468
511 CDI 4x4	80	06/06→12/09			für Fahrzeuge ohne abklappbaren Hand- bremshebel; 			
513 CDI 4x4	95	05/11→05/16			Radstand [mm]: 3.665;	1	24.3727-0474.2 580474	L= 1.867
514 CDI	105	05/16→			für Fahrzeuge ohne abklappbaren Hand- bremshebel; 			
514 CDI 4x4	105	05/16→						
515 CDI	110	06/06→12/09			S 544980→; Scheibenbremse; 	2	24.3727-0475.2 580475	L= 1.399
515 CDI 4x4	110	06/06→12/09						
516	115	09/08→						
516 CDI	120	03/09→						
516 CDI 4x4	120	05/11→						
516 NGT	115	09/08→						
518 CDI	135	06/06→12/09						
518 CDI 4x4	135	06/06→12/09						
519 CDI / BlueTEC	140	03/09→						
519 CDI / BlueTEC 4x4	140	03/09→						
524	190	06/06→12/13						
513 CDI	95	06/06→05/16			03/09→;	2	24.3727-0471.2 580471	L= 1.430
					für Reifenabmessung: 285/65 R 16 C; Scheibenbremse; 			
➔								











	kw					! #		
MERCEDES-BENZ - SPRINTER 5-t Pritsche/Fahrgestell (B906) 06/06→								
 Seilzug, Feststellbremse								
513 CDI	95	06/06→05/16			Radstand [mm]: 3.250; für Fahrzeuge ohne abklappbaren Hand- bremshebel; 	1	24.3727-0472.2 580472	L= 1.468
					Radstand [mm]: 3.665; für Fahrzeuge ohne abklappbaren Hand- bremshebel; 	1	24.3727-0474.2 580474	L= 1.867
					S 544980→; Scheibenbremse; 	2	24.3727-0475.2 580475	L= 1.399
MERCEDES-BENZ - SPRINTER 5-t Pritsche/Fahrgestell (B907) 02/18→								
 Bremsbackensatz, Feststellbremse								
511 CDI 514 CDI 516 CDI 516 CDI All-wheel Drive 519 CDI 519 CDI All-wheel Drive	84 105 120 120 140 140	02/18→ 02/18→ 02/18→ 01/19→ 02/18→ 01/19→	➔				03.0137-4008.2 654008	Ø 172 x 42 - HEB / + Zub
MERCEDES-BENZ - SPRINTER CLASSIC 3,5-t Kasten (B909) 09/13→								
 Bremsbackensatz, Feststellbremse								
311 CDI 313 CDI	80 100	09/13→ 01/17→	➔				03.0137-0397.2 650397 03.0137-4001.2 654001	Ø 160 x 40 Ø 160 x 40 + Zub
Zubehörsatz, Feststellbremsbacken								
311 CDI 313 CDI	80 100	09/13→ 01/17→	➔				03.0137-9700.2 669700 03.0137-9255.2 669255 03.0137-9704.2 669704	
 Seilzug, Feststellbremse								
311 CDI 313 CDI	80 100	09/13→ 01/17→			Komponentennummer: 504013/01; Scheibenbremse; 	2	24.3727-0438.2 580438	L= 1.513
					Radstand [mm]: 4.025; Scheibenbremse; für Fahrzeuge ohne Drehsitz; 	1	24.3727-0441.2 580441	L= 2.460
					Radstand [mm]: 3.000; für Fahrzeuge ohne Drehsitz; Scheibenbremse; 	1	24.3727-0442.2 580442	L= 1.435
					Radstand [mm]: 3.550; für Fahrzeuge ohne Drehsitz; Scheibenbremse; 	1	24.3727-0443.2 580443	L= 1.990
					Radstand [mm]: 3.550; für Fahrzeuge mit Drehsitz; Scheibenbremse; 	1	24.3727-0444.2 580444	L= 1.970
					Radstand [mm]: 3.000; für Fahrzeuge mit Drehsitz; Scheibenbremse; 	1	24.3727-0445.2 580445	L= 1.415
					Komponentennummer: 504013/04; Scheibenbremse; 	2	24.3727-0463.2 580463	L= 1.545
MERCEDES-BENZ - SPRINTER CLASSIC 4,6-t Bus (B909) 09/13→								
 Bremsbackensatz, Feststellbremse								
411 CDI	80	09/13→	➔				03.0137-4015.2 654015	Ø 170 x 40 + Zub
Zubehörsatz, Feststellbremsbacken								
411 CDI	80	09/13→	➔				03.0137-9700.2 669700 03.0137-9256.2 669256 03.0137-9704.2 669704	
 Seilzug, Feststellbremse								
411 CDI	80	09/13→			Scheibenbremse; 		24.3727-0179.2 580179	L= 1.525
					Scheibenbremse; 		24.3727-0180.2 580180	L= 1.526
					Scheibenbremse; Radstand [mm]: 4.025; für Fahrzeuge mit Drehsitz; 	1	24.3727-0181.2 580181	L= 2.440
					Radstand [mm]: 4.025; für Fahrzeuge ohne Drehsitz; 	1	24.3727-0441.2 580441	L= 2.460
					Radstand [mm]: 3.550; für Fahrzeuge ohne Drehsitz; 	1	24.3727-0443.2 580443	L= 1.990
					Radstand [mm]: 3.550; für Fahrzeuge mit Drehsitz; 	1	24.3727-0444.2 580444	L= 1.970












	kW					! #		
MERCEDES-BENZ - SPRINTER CLASSIC 4,6-t Kasten (B909) 01/17→								
 Bremsbackensatz, Feststellbremse								
413 CDI	100	01/17→	➔				03.0137-4015.2 654015	Ø 170 x 40 + Zub
Zubehörsatz, Feststellbremsbacken								
413 CDI	100	01/17→	➔				03.0137-9700.2 669700	
							03.0137-9256.2 669256	
							03.0137-9704.2 669704	
 Seilzug, Feststellbremse								
413 CDI	100	01/17→		Scheibenbremse; <input type="checkbox"/>			24.3727-0179.2 580179	L= 1.525
				Scheibenbremse; <input type="checkbox"/>			24.3727-0180.2 580180	L= 1.526
				Scheibenbremse; Radstand [mm]: 4.025; für Fahrzeuge mit Drehsitz; <input type="checkbox"/>	1	24.3727-0181.2 580181		L= 2.440
				Radstand [mm]: 4.025; für Fahrzeuge ohne Drehsitz; <input type="checkbox"/>	1	24.3727-0441.2 580441		L= 2.460
				Radstand [mm]: 3.550; für Fahrzeuge ohne Drehsitz; <input type="checkbox"/>	1	24.3727-0443.2 580443		L= 1.990
				Radstand [mm]: 3.550; für Fahrzeuge mit Drehsitz; <input type="checkbox"/>	1	24.3727-0444.2 580444		L= 1.970
MERCEDES-BENZ - Vaneo (414) 02/02→07/05								
 Bremsbackensatz, Feststellbremse								
1.6	60 - 75	02/02→07/05	➔				03.0137-4013.2 654013	Ø 164 x 20 + Zub
1.7 CDI	55 - 67	02/02→07/05						
1.9	92	02/02→07/05						
 Seilzug, Feststellbremse								
1.6	60 - 75	02/02→07/05		Scheibenbremse; <input type="checkbox"/>			24.3727-0427.2 580427	L= 685
1.7 CDI	55 - 67	02/02→07/05		Scheibenbremse; <input type="checkbox"/>			24.3727-0428.2 580428	L= 1.038
1.9	92	02/02→07/05		Scheibenbremse; <input checked="" type="checkbox"/>	1	24.3727-0450.2 580450		L= 1.463
MERCEDES-BENZ - VIANO (W639) 09/03→								
 Bremsbackensatz, Feststellbremse								
3.2	140 - 160	09/03→	➔	→ 02/14			03.0137-4009.2 654009	Ø 186 x 20 - HEB / + Zub
3.5	190	09/07→						
3.7	170	06/04→						
CDI 2.0	80	09/03→						
CDI 2.2	70 - 120	09/03→						
CDI 2.2 4-matic	100 - 120	07/10→						
CDI 3.0	150 - 165	03/06→						
3.7	165	06/04→07/07	➔				03.0137-4009.2 654009	Ø 186 x 20 - HEB / + Zub
CDI 2.0	85	08/05→						
CDI 2.0 4-matic	85	03/06→						
CDI 2.2	110	01/14→						
CDI 2.0 4-matic	80	07/05→	➔	07/10→ 02/14			03.0137-4009.2 654009	Ø 186 x 20 - HEB / + Zub
CDI 2.2 4-matic	110	07/05→						
Zubehörsatz, Feststellbremsbacken								
3.2	140 - 160	09/03→	➔	→ 02/14			03.0137-9703.2 669703	
							03.0137-9704.2 669704	
3.5	190	09/07→						
3.7	170	06/04→						
CDI 2.0	80	09/03→						
CDI 2.2	70 - 120	09/03→						
CDI 2.2 4-matic	100 - 120	07/10→						
CDI 3.0	150 - 165	03/06→						
3.7	165	06/04→07/07	➔				03.0137-9703.2 669703	
CDI 2.0	85	08/05→					03.0137-9704.2 669704	
CDI 2.0 4-matic	85	03/06→						
CDI 2.2	110	01/14→						
CDI 2.0 4-matic	80	07/05→	➔	07/10→ 02/14			03.0137-9703.2 669703	
CDI 2.2 4-matic	110	07/05→					03.0137-9704.2 669704	
➔								

























	kW			 	! #		
MERCEDES-BENZ - VIANO (W639) 09/03→							
 Seilzug, Feststellbremse							
3.2	140 - 160	09/03→		Scheibenbremse; <input type="checkbox"/>		24.3727-0453.2 580453	L= 1.285
3.5	190	09/07→		Scheibenbremse; nicht für Facelift; <input type="checkbox"/>		24.3727-0454.2 580454	L= 1.152
3.7	165 - 170	06/04→		Scheibenbremse; für Facelift; <input type="checkbox"/>		24.3727-0486.2 580486	L= 1.183
CDI 2.0	80 - 85	09/03→		für Linkslenker; Radstand [mm]: 3.200; RWD; für Facelift; <input type="checkbox"/>		24.3727-0488.2 580488	L= 2.753
CDI 2.0 4-matic	80 - 85	07/05→					
CDI 2.2	100 - 120	09/03→					
CDI 2.2 4-matic	100 - 120	07/05→					
CDI 3.0	150 - 165	03/06→					
CDI 2.2	70	09/10→		Scheibenbremse; <input type="checkbox"/>		24.3727-0453.2 580453	L= 1.285
				Scheibenbremse; nicht für Facelift; <input type="checkbox"/>		24.3727-0454.2 580454	L= 1.152
				für Facelift; <input type="checkbox"/>		24.3727-0486.2 580486	L= 1.183
				für Linkslenker; Radstand [mm]: 3.200; RWD; für Facelift; <input type="checkbox"/>		24.3727-0488.2 580488	L= 2.753
MERCEDES-BENZ - VITO / MIXTO Kasten (W639) 08/03→							
 Bremsbackensatz, Feststellbremse							
109 CDI	65 - 70	09/03→	➔	→ 02/14		03.0137-4009.2 654009	Ø 186 x 20 - HEB / + Zub
110 CDI	70	09/10→					
111 CDI	80 - 85	09/03→					
111 CDI 4x4	80	09/07→					
113 CDI	100	09/10→					
113 CDI 4x4	100	09/10→					
115 CDI	110	09/03→					
116 CDI	120	09/10→					
116 CDI 4x4	120	09/10→					
119	140	09/03→					
122	160	09/03→					
122 CDI	165	09/10→					
126	190	09/07→					
E-CELL	60	03/12→					
115 CDI 4x4	110	07/06→	➔	09/07→ 02/14		03.0137-4009.2 654009	Ø 186 x 20 - HEB / + Zub
120 CDI	150	07/06→					
123	165 - 170	06/04→07/08	➔			03.0137-4009.2 654009	Ø 186 x 20 - HEB / + Zub
Zubehörsatz, Feststellbremsbacken							
109 CDI	65 - 70	09/03→	➔	→ 02/14		03.0137-9703.2 669703	
110 CDI	70	09/10→				03.0137-9704.2 669704	
111 CDI	80 - 85	09/03→					
111 CDI 4x4	80	09/07→					
113 CDI	100	09/10→					
113 CDI 4x4	100	09/10→					
115 CDI	110	09/03→					
116 CDI	120	09/10→					
116 CDI 4x4	120	09/10→					
119	140	09/03→					
122	160	09/03→					
122 CDI	165	09/10→					
126	190	09/07→					
E-CELL	60	03/12→					
115 CDI 4x4	110	07/06→	➔	09/07→ 02/14		03.0137-9703.2 669703	
120 CDI	150	07/06→				03.0137-9704.2 669704	
123	165 - 170	06/04→07/08	➔			03.0137-9703.2 669703	
						03.0137-9704.2 669704	
 Seilzug, Feststellbremse							
109 CDI	65 - 70	09/03→		Scheibenbremse; <input type="checkbox"/>		24.3727-0453.2 580453	L= 1.285
110 CDI	70	09/10→		Scheibenbremse; nicht für Facelift; <input type="checkbox"/>		24.3727-0454.2 580454	L= 1.152
111 CDI	80 - 85	09/03→		für Facelift; <input type="checkbox"/>		24.3727-0486.2 580486	L= 1.183
111 CDI 4x4	80	09/07→		für Linkslenker; Radstand [mm]: 3.200; RWD; für Facelift; <input type="checkbox"/>		24.3727-0488.2 580488	L= 2.753
113 CDI	100	09/10→					
113 CDI 4x4	100	09/10→					
115 CDI	110	09/03→					
115 CDI 4x4	110	07/06→					
116 CDI	120	09/10→					












	kw					! #		
MERCEDES-BENZ - VITO / MIXTO Kasten (W639) 08/03→								
 Seilzug, Feststellbremse								
116 CDI 4x4	120	09/10→			Scheibenbremse; <input type="checkbox"/>		24.3727-0453.2 580453	L= 1.285
119	140	09/03→			Scheibenbremse; nicht für Facelift; <input type="checkbox"/>		24.3727-0454.2 580454	L= 1.152
120 CDI	150	07/06→			für Facelift; <input type="checkbox"/>		24.3727-0486.2 580486	L= 1.183
122	160	09/03→			für Linkslenker; Radstand [mm]: 3.200; RWD; für Facelift; <input type="checkbox"/>		24.3727-0488.2 580488	L= 2.753
122 CDI	165	09/10→						
123	165 - 170	06/04→07/08						
126	190	09/07→						
E-CELL	60	03/12→			für Linkslenker; Radstand [mm]: 3.200; <input type="checkbox"/>		24.3727-0487.2 580487	L= 3.185
MERCEDES-BENZ - VITO Bus (W638) 02/96→07/03								
 Bremsbackensatz, Feststellbremse								
108 CDI 2.2	60	03/99→07/03	➔				03.0137-4011.2 654011	Ø 178 x 20 + Zub
110 CDI 2.2	75	03/99→07/03						
112 CDI 2.2	90	03/99→07/03						
114 2.3	105	12/96→07/03						
108 D 2.3	58	02/96→07/03	➔	03/96→			03.0137-4011.2 654011	Ø 178 x 20 + Zub
110 TD 2.3	72	02/96→07/03						
113 2.0	95	02/96→07/03						
Zubehörsatz, Feststellbremsbacken								
108 CDI 2.2	60	03/99→07/03	➔				03.0137-9248.2 669248	
110 CDI 2.2	75	03/99→07/03					03.0137-9703.2 669703	
112 CDI 2.2	90	03/99→07/03					03.0137-9704.2 669704	
114 2.3	105	12/96→07/03						
108 D 2.3	58	02/96→07/03	➔	03/96→			03.0137-9248.2 669248	
110 TD 2.3	72	02/96→07/03					03.0137-9703.2 669703	
113 2.0	95	02/96→07/03					03.0137-9704.2 669704	
 Seilzug, Feststellbremse								
108 CDI 2.2	60	03/99→07/03			Scheibenbremse; <input checked="" type="checkbox"/>	2	24.3727-0435.2 580435	L= 1.167
110 CDI 2.2	75	03/99→07/03						
112 CDI 2.2	90	03/99→07/03						
114 2.3	105	12/96→07/03						
108 D 2.3	58	02/96→07/03		03/96→;	Scheibenbremse; <input checked="" type="checkbox"/>	2	24.3727-0435.2 580435	L= 1.167
110 TD 2.3	72	02/96→07/03						
113 2.0	95	02/96→07/03						
MERCEDES-BENZ - VITO Bus (W639) 09/03→								
 Bremsbackensatz, Feststellbremse								
109 CDI	65 - 70	09/03→	➔	→ 02/14			03.0137-4009.2 654009	Ø 186 x 20 - HEB / + Zub
109 CDI 4x4	70	09/07→08/14						
110 CDI	70	09/10→08/14						
111 CDI	80 - 85	09/03→						
111 CDI 4x4	80	09/07→08/14						
113 CDI	100	09/10→						
113 CDI 4x4	100	09/10→08/14						
115 CDI	110	09/03→						
115 CDI 4x4	110	09/07→08/14						
116 CDI	120	09/10→						
116 CDI 4x4	120	09/10→08/14						
119	140	09/03→						
122	160	09/03→						
122 CDI	165	09/10→						
126	190	09/07→						
E-CELL	60	03/12→						
120 CDI	150	07/06→	➔	09/07→ 02/14			03.0137-4009.2 654009	Ø 186 x 20 - HEB / + Zub
123	165 - 170	06/04→07/08	➔				03.0137-4009.2 654009	Ø 186 x 20 - HEB / + Zub
Zubehörsatz, Feststellbremsbacken								
109 CDI	65 - 70	09/03→	➔	→ 02/14			03.0137-9703.2 669703	
109 CDI 4x4	70	09/07→08/14					03.0137-9704.2 669704	
110 CDI	70	09/10→08/14						
111 CDI	80 - 85	09/03→						
111 CDI 4x4	80	09/07→08/14						
113 CDI	100	09/10→						
113 CDI 4x4	100	09/10→08/14						
115 CDI	110	09/03→						
115 CDI 4x4	110	09/07→08/14						
116 CDI	120	09/10→						
116 CDI 4x4	120	09/10→08/14						
119	140	09/03→						














	kw			 	! #		
MERCEDES-BENZ - VITO Bus (W639) 09/03→							
Zubehörsatz, Feststellbremsbacken							
122 122 CDI 126 E-CELL	160 165 190 60	09/03→ 09/10→ 09/07→ 03/12→	➔	→ 02/14		03.0137-9703.2 03.0137-9704.2	669703 669704
120 CDI	150	07/06→	➔	09/07→ 02/14		03.0137-9703.2 03.0137-9704.2	669703 669704
123	165 - 170	06/04→07/08	➔			03.0137-9703.2 03.0137-9704.2	669703 669704
 Seilzug, Feststellbremse							
109 CDI	65 - 70	09/03→		Scheibenbremse; <input type="checkbox"/>		24.3727-0453.2	580453 L= 1.285
109 CDI 4x4	70	09/07→08/14		Scheibenbremse; nicht für Facelift; <input type="checkbox"/>		24.3727-0454.2	580454 L= 1.152
110 CDI	70	09/10→08/14		für Facelift; <input type="checkbox"/>		24.3727-0486.2	580486 L= 1.183
111 CDI	80 - 85	09/03→		für Linkslenker; Radstand [mm]: 3.200; RWD; für Facelift; <input type="checkbox"/>		24.3727-0488.2	580488 L= 2.753
111 CDI 4x4	80	09/07→08/14					
113 CDI	100	09/10→					
113 CDI 4x4	100	09/10→08/14					
115 CDI	110	09/03→					
115 CDI 4x4	110	09/07→08/14					
116 CDI	120	09/10→					
116 CDI 4x4	120	09/10→08/14					
119	140	09/03→					
120 CDI	150	07/06→					
122	160	09/03→					
122 CDI	165	09/10→					
123	165 - 170	06/04→07/08					
126	190	09/07→					
E-CELL	60	03/12→		für Linkslenker; Radstand [mm]: 3.200; <input type="checkbox"/>		24.3727-0487.2	580487 L= 3.185
MERCEDES-BENZ - VITO Kasten (W447) 10/14→							
 Bremsbackensatz, Feststellbremse							
109 CDI	65	10/14→	➔			03.0137-4009.2	654009 Ø 186 x 20 - HEB / + Zub
110 CDI	75	09/19→					
111 CDI	84	10/14→					
114 CDI	100	10/14→					
114 CDI 4x4	100	07/15→					
116 CDI	120	10/14→					
116 CDI 4x4	120	07/15→					
119 CDI / BlueTEC	140	10/14→					
119 CDI / BlueTEC 4x4	140	07/15→					
119 CDI	140	04/20→					
119 CDI 4x4	140	04/20→					
2.0	155	09/15→					
Zubehörsatz, Feststellbremsbacken							
109 CDI	65	10/14→	➔			03.0137-9703.2	669703
110 CDI	75	09/19→				03.0137-9704.2	669704
111 CDI	84	10/14→					
114 CDI	100	10/14→					
114 CDI 4x4	100	07/15→					
116 CDI	120	10/14→					
116 CDI 4x4	120	07/15→					
119 CDI / BlueTEC	140	10/14→					
119 CDI / BlueTEC 4x4	140	07/15→					
119 CDI	140	04/20→					
119 CDI 4x4	140	04/20→					
2.0	155	09/15→					
MERCEDES-BENZ - VITO Kasten (W638) 03/97→07/03							
 Bremsbackensatz, Feststellbremse							
108 CDI 2.2	60	03/99→07/03	➔			03.0137-4011.2	654011 Ø 178 x 20 + Zub
108 D 2.3	58	03/97→07/03					
110 CDI 2.2	75	03/99→07/03					
110 D 2.3	72	03/97→07/03					
112 CDI 2.2	90	03/99→07/03					
113 2.0	95	03/97→07/03					
114 2.3	105	03/97→07/03					
Zubehörsatz, Feststellbremsbacken							
108 CDI 2.2	60	03/99→07/03	➔			03.0137-9248.2	669248
108 D 2.3	58	03/97→07/03				03.0137-9703.2	669703
110 CDI 2.2	75	03/99→07/03				03.0137-9704.2	669704
110 D 2.3	72	03/97→07/03					
112 CDI 2.2	90	03/99→07/03					
→							














	kW			 	! #		
MERCEDES-BENZ - VITO Kasten (W638) 03/97→07/03							
Zubehörsatz, Feststellbremsbacken							
113 2.0 114 2.3	95 105	03/97→07/03 03/97→07/03	➔			03.0137-9248.2 669248 03.0137-9703.2 669703 03.0137-9704.2 669704	
 Seilzug, Feststellbremse							
108 CDI 2.2 108 D 2.3 110 CDI 2.2 110 D 2.3 112 CDI 2.2 113 2.0 114 2.3	60 58 75 72 90 95 105	03/99→07/03 03/97→07/03 03/99→07/03 03/97→07/03 03/99→07/03 03/97→07/03 03/97→07/03		Scheibenbremse; 	2	24.3727-0435.2 580435	L= 1.167
MERCEDES-BENZ - VITO Mixto (Double Cabin) (W447) 10/14→							
 Bremsbackensatz, Feststellbremse							
109 CDI 110 CDI 111 CDI 114 CDI 114 CDI 4-matic 116 CDI 116 CDI 4-matic 119 BlueTEC 119 BlueTEC 4-matic 119 CDI 119 CDI 4-matic 124 CDI 124 CDI 4-matic	65 75 84 100 100 120 120 140 140 140 174 - 176 174 - 176	10/14→ 09/19→ 10/14→ 10/14→ 07/15→ 10/14→ 07/15→ 10/14→ 12/14→ 03/19→ 03/19→ 04/20→ 04/20→ 176	➔			03.0137-4009.2 654009	∅ 186 x 20 - HEB / + Zub
Zubehörsatz, Feststellbremsbacken							
109 CDI 110 CDI 111 CDI 114 CDI 114 CDI 4-matic 116 CDI 116 CDI 4-matic 119 BlueTEC 119 BlueTEC 4-matic 119 CDI 119 CDI 4-matic 124 CDI 124 CDI 4-matic	65 75 84 100 100 120 120 140 140 140 174 - 176 174 - 176	10/14→ 09/19→ 10/14→ 10/14→ 07/15→ 10/14→ 07/15→ 10/14→ 12/14→ 03/19→ 03/19→ 04/20→ 04/20→ 176	➔			03.0137-9703.2 669703 03.0137-9704.2 669704	
MERCEDES-BENZ - VITO Tourer (W447) 10/14→							
 Bremsbackensatz, Feststellbremse							
109 CDI / 109 BlueTEC 110 CDI 111 CDI / 111 BlueTEC 114 CDI / 114 BlueTEC 114 CDI / 114 BlueTEC 4-matic 114 CDI 114 CDI 4-matic 116 CDI / 116 BlueTEC 116 CDI / 116 BlueTEC 4-matic 116 CDI 116 CDI 4-matic 119 CDI / 119 BlueTEC 119 CDI / 119 BlueTEC 4-matic 119 CDI 119 CDI 4-matic 124 CDI 124 CDI 4-matic 2.0	65 75 84 100 100 100 120 120 120 120 140 140 140 140 140 174 - 176 174 - 176 155	10/14→ 09/19→ 10/14→ 10/14→ 07/15→ 03/19→ 03/19→ 10/14→ 07/15→ 03/19→ 03/19→ 10/14→ 12/14→ 03/19→ 03/19→ 03/19→ 03/19→ 04/20→ 04/20→ 01/16→	➔			03.0137-4009.2 654009	∅ 186 x 20 - HEB / + Zub
Zubehörsatz, Feststellbremsbacken							
109 CDI / 109 BlueTEC 110 CDI 111 CDI / 111 BlueTEC 114 CDI / 114 BlueTEC ➔	65 75 84 100	10/14→ 09/19→ 10/14→ 10/14→	➔			03.0137-9703.2 669703 03.0137-9704.2 669704	














	kw			 	! #		
MERCEDES-BENZ - VITO Tourer (W447) 10/14→							
Zubehörsatz, Feststellbremsbacken							
114 CDI / 114 BlueTEC 4-matic	100	07/15→	➔			03.0137-9703.2 669703	
114 CDI	100	03/19→				03.0137-9704.2 669704	
114 CDI 4-matic	100	03/19→					
116 CDI / 116 BlueTEC	120	10/14→					
116 CDI / 116 BlueTEC 4-matic	120	07/15→					
116 CDI	120	03/19→					
116 CDI 4-matic	120	03/19→					
119 CDI / 119 BlueTEC	140	10/14→					
119 CDI / 119 BlueTEC 4-matic	140	12/14→					
119 CDI	140	03/19→					
119 CDI 4-matic	140	03/19→					
124 CDI	174 - 176	04/20→					
124 CDI 4-matic	174 - 176	04/20→					
2.0	155	01/16→					
MERCEDES-BENZ - V-KLASSE (638/2) 02/96→07/03							
 Bremsbackensatz, Feststellbremse							
V 200	95	02/97→07/03	➔			03.0137-4011.2 654011	Ø 178 x 20 + Zub
V 200 CDI	75	03/99→07/03					
V 220 CDI	90	03/99→07/03					
V 230	105	10/96→07/03					
V 230 TD	72	09/96→07/03					
V 280	128	08/97→07/03	➔	09/97→		03.0137-4011.2 654011	Ø 178 x 20 + Zub
Zubehörsatz, Feststellbremsbacken							
V 200	95	02/97→07/03	➔			03.0137-9248.2 669248	
V 200 CDI	75	03/99→07/03				03.0137-9703.2 669703	
V 220 CDI	90	03/99→07/03				03.0137-9704.2 669704	
V 230	105	10/96→07/03					
V 230 TD	72	09/96→07/03					
V 280	128	08/97→07/03	➔	09/97→		03.0137-9248.2 669248 03.0137-9703.2 669703 03.0137-9704.2 669704	
 Seilzug, Feststellbremse							
V 200	95	02/97→07/03		Scheibenbremse; ⚙	2	24.3727-0435.2 580435	L= 1.167
V 200 CDI	75	03/99→07/03					
V 220 CDI	90	03/99→07/03					
V 230	105	10/96→07/03					
V 230 TD	72	09/96→07/03					
V 280	128	08/97→07/03		09/97→; Scheibenbremse; ⚙	2	24.3727-0435.2 580435	L= 1.167
MERCEDES-BENZ - V-KLASSE (W447) 03/14→							
 Bremsbackensatz, Feststellbremse							
V 200 CDI / d	100	03/14→	➔			03.0137-4009.2 654009	Ø 186 x 20 - HEB / + Zub
V 200 CDI / d 4-matic	100	04/15→					
V 220 CDI / d	120	03/14→					
V 220 CDI / d 4-matic	120	03/15→					
V 250	155	03/14→					
V 250 BlueTEC / d	140	03/14→					
V 250 BlueTEC / d 4-matic	140	12/14→					
V 250 CDI / d	140	03/19→					
V 250 CDI / d 4-matic	140	03/19→					
V 300 CDI / d	174 - 176	03/19→					
V 300 CDI / d 4-matic	174 - 176	03/19→					
Zubehörsatz, Feststellbremsbacken							
V 200 CDI / d	100	03/14→	➔			03.0137-9703.2 669703	
V 200 CDI / d 4-matic	100	04/15→				03.0137-9704.2 669704	
V 220 CDI / d	120	03/14→					
V 220 CDI / d 4-matic	120	03/15→					
V 250	155	03/14→					
V 250 BlueTEC / d	140	03/14→					
V 250 BlueTEC / d 4-matic	140	12/14→					
V 250 CDI / d	140	03/19→					
V 250 CDI / d 4-matic	140	03/19→					
V 300 CDI / d	174 - 176	03/19→					
V 300 CDI / d 4-matic	174 - 176	03/19→					













	kw			 	! #		
MERCEDES-BENZ - X-KLASSE (470) 09/17→05/20							
 Bremsbackensatz, Feststellbremse							
X 220 d X 220 d 4-matic X 250 d X 250 d 4-matic X 350 d 4-matic	120 120 140 140 190	09/17→05/20 09/17→05/20 09/17→05/20 09/17→05/20 07/18→05/20	➔			03.0137-3042.2 653042	Ø 190 x 33 - HEB
Zubehörsatz, Feststellbremsbacken							
X 220 d X 220 d 4-matic X 250 d X 250 d 4-matic X 350 d 4-matic	120 120 140 140 190	09/17→05/20 09/17→05/20 09/17→05/20 09/17→05/20 07/18→05/20	➔			03.0137-9342.2 669342	
MERCEDES-BENZ - X-KLASSE Pritsche/Fahrgestell (470) 09/17→							
 Bremsbackensatz, Feststellbremse							
X 220 d X 250 d 4-matic	120 140	09/17→ 09/17→	➔			03.0137-3042.2 653042	Ø 190 x 33 - HEB
Zubehörsatz, Feststellbremsbacken							
X 220 d X 250 d 4-matic	120 140	09/17→ 09/17→	➔			03.0137-9342.2 669342	
MG - MG ZT 06/01→10/05							
 Bremsbackensatz, Feststellbremse							
1.8 T 16V 160 180 190 2.0 CDTi	118 118 130 140 85 - 96	01/03→07/05 06/01→07/05 02/02→10/05 06/01→07/05 06/02→07/05	➔			03.0137-0408.2 650408	Ø 160 x 20
Zubehörsatz, Feststellbremsbacken							
1.8 T 16V 160 180 190 2.0 CDTi	118 118 130 140 85 - 96	01/03→07/05 06/01→07/05 02/02→10/05 06/01→07/05 06/02→07/05				03.0137-9701.2 669701 03.0137-9702.2 669702	
MG - MG ZT- T 10/01→10/05							
 Bremsbackensatz, Feststellbremse							
1.8 T 16V 160 180 190 2.0 CDTi 2.0 CDTi	118 118 130 140 96 85	01/03→07/05 10/01→07/05 02/02→10/05 10/01→07/05 11/02→07/05 06/02→07/05	➔			03.0137-0408.2 650408	Ø 160 x 20
			➔	→ 09/03		03.0137-0408.2 650408	Ø 160 x 20
Zubehörsatz, Feststellbremsbacken							
1.8 T 16V 160 180 190 2.0 CDTi 2.0 CDTi	118 118 130 140 96 85	01/03→07/05 10/01→07/05 02/02→10/05 10/01→07/05 11/02→07/05 06/02→07/05				03.0137-9701.2 669701 03.0137-9702.2 669702	
				→ 09/03		03.0137-9701.2 669701 03.0137-9702.2 669702	
MINI - MINI (F55) 09/13→							
 Seilzug, Feststellbremse							
Cooper Cooper D Cooper S	100 85 120 - 141	09/13→ 10/13→ 09/13→		10/14→; Scheibenbremse; <input type="checkbox"/>		24.3727-0250.2 580250	L= 771
Cooper SD One One D Cooper S	120 - 141 125 75 70 131	09/13→ 09/13→ 05/14→10/17 02/14→ 11/20→		10/14→; Scheibenbremse; <input type="checkbox"/>		24.3727-0251.2 580251	L= 846
				für Fahrzeuge ohne Tempomat; <input type="checkbox"/>	1	24.3727-0250.2 580250	L= 771
				für Fahrzeuge ohne Tempomat; <input type="checkbox"/>	1	24.3727-0251.2 580251	L= 846
Cooper S JCW One One First	155 75 55	09/13→ 11/17→ 11/17→		Scheibenbremse; <input type="checkbox"/>		24.3727-0250.2 580250	L= 771
One First	55	06/14→10/17		Scheibenbremse; <input type="checkbox"/>		24.3727-0251.2 580251	L= 846
				03/15→; Scheibenbremse; <input type="checkbox"/>		24.3727-0250.2 580250	L= 771
				03/15→; Scheibenbremse; <input type="checkbox"/>		24.3727-0251.2 580251	L= 846




















	kw					! #		
MINI - MINI (F56) 12/13→								
 Seilzug, Feststellbremse								
Cooper	100	12/13→		Scheibenbremse; <input type="checkbox"/>			24.3727-0250.2 580250	L= 771
Cooper D	85	12/13→		Scheibenbremse; <input type="checkbox"/>			24.3727-0251.2 580251	L= 846
Cooper S	120 - 141	12/13→						
Cooper SD	120 - 125	06/14→10/17						
John Cooper Works	170	03/15→						
John Cooper Works GP	225	03/20→						
One	75	04/14→						
One D	70	03/14→						
One First	55	07/14→						
Cooper S	131	11/20→		für Fahrzeuge ohne Tempomat; <input type="checkbox"/>	1		24.3727-0250.2 580250	L= 771
				für Fahrzeuge ohne Tempomat; <input type="checkbox"/>	1		24.3727-0251.2 580251	L= 846
Cooper S JCW	155	12/13→		03/15→; Scheibenbremse; <input type="checkbox"/>			24.3727-0250.2 580250	L= 771
				03/15→; Scheibenbremse; <input type="checkbox"/>			24.3727-0251.2 580251	L= 846
MINI - MINI (R50, R53) 06/01→09/06								
 Seilzug, Feststellbremse								
Cooper	85	06/01→09/06		Scheibenbremse; <input type="checkbox"/>			24.3727-0244.2 580244	L= 1.435
Cooper S	125	07/04→09/06		<input type="checkbox"/>			24.3727-0245.2 580245	L= 1.433
John Cooper Works	160	03/06→09/06						
One	55 - 66	06/01→09/06						
One D	55 - 65	06/03→09/06						
S Works	149	11/03→06/05						
Works	155	11/03→09/06						
Cooper S	120	03/02→09/06		07/02→; Scheibenbremse; <input type="checkbox"/>			24.3727-0244.2 580244	L= 1.435
				07/02→; <input type="checkbox"/>			24.3727-0245.2 580245	L= 1.433
MINI - MINI (R56) 11/05→01/14								
 Seilzug, Feststellbremse								
Cooper	85 - 90	09/06→11/13		03/10→; Scheibenbremse; <input type="checkbox"/>			24.3727-0241.2 580241	L= 1.393
One D	66	06/09→07/10		03/10→; Scheibenbremse; <input type="checkbox"/>			24.3727-0242.2 580242	L= 1.402
Cooper	88	10/06→02/12		11/06→; Scheibenbremse; <input type="checkbox"/>			24.3727-0241.2 580241	L= 1.393
Cooper S	128	10/06→02/10		11/06→; Scheibenbremse; <input type="checkbox"/>			24.3727-0242.2 580242	L= 1.402
Cooper D	80	11/06→09/10		04/07→; Scheibenbremse; <input type="checkbox"/>			24.3727-0241.2 580241	L= 1.393
One	70	11/06→03/10		04/07→; Scheibenbremse; <input type="checkbox"/>			24.3727-0242.2 580242	L= 1.402
Cooper D	82	06/10→11/13		Scheibenbremse; <input type="checkbox"/>			24.3727-0241.2 580241	L= 1.393
Cooper S	120 - 135	03/10→11/13		Scheibenbremse; <input type="checkbox"/>			24.3727-0242.2 580242	L= 1.402
Cooper SD	100 - 105	02/11→11/13						
Cooper S John Cooper Works	147	01/12→11/13						
John Cooper Works GP	160	09/12→11/13						
One	55 - 72	03/09→11/13						
One D	66	07/10→11/13						
One LPG	55	03/09→03/10						
Cooper S John Cooper Works	141	11/06→02/10		03/08→; Scheibenbremse; <input type="checkbox"/>			24.3727-0241.2 580241	L= 1.393
John Cooper Works	155	11/07→11/13		03/08→; Scheibenbremse; <input type="checkbox"/>			24.3727-0242.2 580242	L= 1.402
MINI - MINI Cabriolet (F57) 11/14→								
 Seilzug, Feststellbremse								
Cooper	100	11/14→		11/15→; Scheibenbremse; <input type="checkbox"/>			24.3727-0250.2 580250	L= 771
Cooper D	85	12/14→		11/15→; Scheibenbremse; <input type="checkbox"/>			24.3727-0251.2 580251	L= 846
Cooper S	120 - 141	11/14→						
Cooper S	131	11/20→		für Fahrzeuge ohne Tempomat; <input type="checkbox"/>	1		24.3727-0250.2 580250	L= 771
				für Fahrzeuge ohne Tempomat; <input type="checkbox"/>	1		24.3727-0251.2 580251	L= 846
Cooper SD	120 - 125	05/15→		03/16→; Scheibenbremse; <input type="checkbox"/>			24.3727-0250.2 580250	L= 771
Cooper S JCW	155	11/14→		03/16→; Scheibenbremse; <input type="checkbox"/>			24.3727-0251.2 580251	L= 846
John Cooper Works	170	05/15→						
One	75	06/15→10/17						
One	75	11/17→		Scheibenbremse; <input type="checkbox"/>			24.3727-0250.2 580250	L= 771
				Scheibenbremse; <input type="checkbox"/>			24.3727-0251.2 580251	L= 846


















	kW					! #		
MINI - MINI Cabriolet (R52) 04/04→07/08								
 Seilzug, Feststellbremse								
Cooper	85	04/04→07/08		Scheibenbremse; <input type="checkbox"/>		24.3727-0244.2	580244	L= 1.435
Cooper S	120 - 125	07/04→11/07		<input type="checkbox"/>		24.3727-0245.2	580245	L= 1.433
John Cooper Works One	155 - 66	07/04→11/07						
MINI - MINI Cabriolet (R57) 10/07→06/15								
 Seilzug, Feststellbremse								
Cooper	85	12/08→06/15		01/09→; Scheibenbremse; <input type="checkbox"/>		24.3727-0241.2	580241	L= 1.393
Cooper S	128	04/08→07/10		01/09→; Scheibenbremse; <input type="checkbox"/>		24.3727-0242.2	580242	L= 1.402
Cooper	88 - 90	12/08→06/15		Scheibenbremse; <input type="checkbox"/>		24.3727-0241.2	580241	L= 1.393
Cooper S	125 - 141	11/07→07/10		Scheibenbremse; <input type="checkbox"/>		24.3727-0242.2	580242	L= 1.402
Cooper D	82	05/09→11/13		06/10→; Scheibenbremse; <input type="checkbox"/>		24.3727-0241.2	580241	L= 1.393
				06/10→; Scheibenbremse; <input type="checkbox"/>		24.3727-0242.2	580242	L= 1.402
Cooper D	82	02/11→05/15		→ 06/14; Scheibenbremse; <input type="checkbox"/>		24.3727-0241.2	580241	L= 1.393
				→ 06/14; Scheibenbremse; <input type="checkbox"/>		24.3727-0242.2	580242	L= 1.402
Cooper S	120	10/07→06/15		01/09→ 06/14; Scheibenbremse; <input type="checkbox"/>		24.3727-0241.2	580241	L= 1.393
				01/09→ 06/14; Scheibenbremse; <input type="checkbox"/>		24.3727-0242.2	580242	L= 1.402
Cooper S	135 - 147	02/10→06/15		03/10→ 06/14; Scheibenbremse; <input type="checkbox"/>		24.3727-0241.2	580241	L= 1.393
One	72	09/09→06/15		03/10→ 06/14; Scheibenbremse; <input type="checkbox"/>		24.3727-0242.2	580242	L= 1.402
Cooper SD	100 - 105	06/09→05/15		02/11→ 06/14; Scheibenbremse; <input type="checkbox"/>		24.3727-0241.2	580241	L= 1.393
				02/11→ 06/14; Scheibenbremse; <input type="checkbox"/>		24.3727-0242.2	580242	L= 1.402
John Cooper Works	155	08/08→05/15		03/09→ 06/14; Scheibenbremse; <input type="checkbox"/>		24.3727-0241.2	580241	L= 1.393
				03/09→ 06/14; Scheibenbremse; <input type="checkbox"/>		24.3727-0242.2	580242	L= 1.402
MINI - MINI CLUBMAN (R55) 10/06→12/15								
 Seilzug, Feststellbremse								
Cooper	85 - 90	10/07→06/14		Scheibenbremse; <input type="checkbox"/>		24.3727-0240.2	580240	L= 1.474
Cooper D	80 - 82	10/07→06/14		Scheibenbremse; <input type="checkbox"/>		24.3727-0243.2	580243	L= 1.483
Cooper S	120 - 147	08/07→06/14						
Cooper SD	100 - 105	02/11→06/14						
Cooper S John Cooper Works One	141 - 72	10/08→02/10						
One D	66	03/10→06/14						
John Cooper Works	155	11/07→06/14		03/08→; Scheibenbremse; <input type="checkbox"/>		24.3727-0240.2	580240	L= 1.474
				03/08→; Scheibenbremse; <input type="checkbox"/>		24.3727-0243.2	580243	L= 1.483
MINI - MINI CLUBVAN (R55) 12/12→06/14								
 Seilzug, Feststellbremse								
Cooper	90	12/12→06/14		Scheibenbremse; <input type="checkbox"/>		24.3727-0240.2	580240	L= 1.474
Cooper D	82	12/12→06/14		Scheibenbremse; <input type="checkbox"/>		24.3727-0243.2	580243	L= 1.483
One	72	12/12→06/14						
MINI - MINI Coupe (R58) 12/10→05/15								
 Seilzug, Feststellbremse								
Cooper	85 - 90	12/10→04/15		10/11→; Scheibenbremse; <input type="checkbox"/>		24.3727-0241.2	580241	L= 1.393
Cooper S	120 - 135	12/10→04/15		10/11→; Scheibenbremse; <input type="checkbox"/>		24.3727-0242.2	580242	L= 1.402
Cooper SD	100 - 105	12/10→05/15						
Cooper S JCW	147	12/10→04/15						
John Cooper Works	155	12/10→05/15						
MINI - MINI Roadster (R59) 01/11→04/15								
 Seilzug, Feststellbremse								
Cooper	85 - 90	11/11→04/15		02/12→; Scheibenbremse; <input type="checkbox"/>		24.3727-0241.2	580241	L= 1.393
Cooper S	120 - 135	11/11→04/15		02/12→; Scheibenbremse; <input type="checkbox"/>		24.3727-0242.2	580242	L= 1.402
Cooper SD	100 - 105	11/11→04/15						
Cooper S JCW	147	11/11→04/15						
John Cooper Works	155	11/11→04/15						













	kw			 	! #		
MITSUBISHI - ASX (GA_W_) 11/09→							
 Bremsbackensatz, Feststellbremse							
1.6 LPG	86	06/10→	➔			03.0137-3023.2 653023	Ø 170 x 32 - HEB
1.6 MIVEC	86	06/10→					
1.8	102	02/10→					
1.8 DI-D	85 -	06/10→					
	110						
1.8 DI-D 4WD	85 -	06/10→					
	110						
2.0 MIVEC	110	06/10→					
2.0 MIVEC 4WD	110	06/10→					
2.2 Di-D 4WD	110	04/13→					
1.6 MIVEC	85	05/10→	➔	06/10→		03.0137-3023.2 653023	Ø 170 x 32 - HEB
Zubehörsatz, Feststellbremsbacken							
1.6 LPG	86	06/10→				03.0137-9307.2 669307	
1.6 MIVEC	86	06/10→					
1.8 DI-D	110	06/10→					
1.8 DI-D 4WD	110	06/10→					
2.2 Di-D 4WD	110	04/13→					
1.6 MIVEC	85	05/10→	➔	06/10→		03.0137-9307.2 669307	
1.8	102	02/10→	➔			03.0137-9307.2 669307	
1.8 DI-D	85	06/10→					
1.8 DI-D 4WD	85	06/10→					
2.0 MIVEC	110	06/10→					
2.0 MIVEC 4WD	110	06/10→					
MITSUBISHI - ASX Van (GA_W_) 06/10→							
 Bremsbackensatz, Feststellbremse							
1.8 DI-D 4WD	110	06/10→	➔			03.0137-3023.2 653023	Ø 170 x 32 - HEB
Zubehörsatz, Feststellbremsbacken							
1.8 DI-D 4WD	110	06/10→				03.0137-9307.2 669307	
MITSUBISHI - ATTRAGE VI Stufenheck (A1_A) 07/13→							
 Radbremsszylinder							
1.2	59	10/13→	➔		2	24.3219-1753.3 020506	GG
 Bremsbackensatz							
1.2	59	10/13→	➔			03.0137-0530.2 650530	Ø 203 x 32 - HEB
MITSUBISHI - CARISMA (DA_) 07/95→06/06							
 Radbremsszylinder							
1.6	66 -	07/95→06/06	➔	10/98→; - ABS	2	24.3219-1745.3 020496	GG
	73						
1.8 16V GDI	92	09/97→06/06	➔	→ 09/98; - ABS	2	24.3219-1753.3 020506	GG
1.9 TD	66	10/96→09/00					
1.6	70 -	12/98→06/06	➔	- ABS	2	24.3219-1745.3 020496	GG
	76						
1.8 GDI	90	10/00→06/06					
1.8	85	07/95→07/97	➔	- ABS	2	24.3219-1753.3 020506	GG
1.8 MSX - 16V	103	07/95→07/97					
Zubehörsatz, Bremsbacken							
1.6	66 -	07/95→06/06	➔	→ 09/98; - ABS		03.0137-9192.2 669192	AKE
	73						
1.8 16V GDI	92	09/97→06/06	➔	10/98→; - ABS		03.0137-9257.2 669257	
1.9 TD	66	10/96→09/00					
1.6	70	12/98→06/06	➔	- ABS		03.0137-9192.2 669192	AKE
1.8	85	07/95→07/97					
1.8 GDI	90	10/00→06/06					
1.8 MSX - 16V	103	07/95→07/97					
1.6	76	09/00→06/06	➔	- ABS		03.0137-9257.2 669257	
 Bremstrommel							
1.6	66 -	07/95→06/06	➔	- ABS		24.0220-3017.1 480108	Ø 241 x 42 / 205
	73						
1.6	76	09/00→06/06	➔	- ABS		24.0220-3028.1 480169	Ø 241 x 41,8 / 205
1.8	85	07/95→07/97					
1.8 16V GDI	92	09/97→06/06					
1.8 GDI	90	10/00→06/06					
1.8 MSX - 16V	103	07/95→07/97					
1.9 TD	66	10/96→09/00	➔	→ 02/99; - ABS		24.0220-3017.1 480108	Ø 241 x 42 / 205
			➔	03/99→; - ABS		24.0220-3028.1 480169	Ø 241 x 41,8 / 205
→							














	kw					! #		
MITSUBISHI - CARISMA (DA_) 07/95→06/06								
 Bremsbackensatz								
1.6	66 - 73	07/95→06/06	➡	→ 09/98; - ABS			03.0137-0289.2 650289	AKE Ø 203 x 37
1.8 16V GDI	92	09/97→06/06	➡	10/98→; - ABS			03.0137-0428.2 650428	Ø 203 x 39 + HEB
1.9 TD	66	10/96→09/00						
1.6	70	12/98→06/06	➡	- ABS			03.0137-0289.2 650289	AKE Ø 203 x 37
1.8	85	07/95→07/97						
1.8 GDI	90	10/00→06/06						
1.8 MSX - 16V	103	07/95→07/97						
1.6	76	09/00→06/06	➡	- ABS			03.0137-0428.2 650428	Ø 203 x 39 + HEB
 Seilzug, Feststellbremse								
1.6	76	09/00→06/06		Scheibenbremse; <input type="checkbox"/>			24.3727-2108.2 582108	L= 1.588
1.8 GDI	90	10/00→06/06						
1.9 DI-D	75 - 85	09/00→06/06		Scheibenbremse; <input type="checkbox"/>			24.3727-2109.2 582109	L= 1.588
1.8 16V GDI	92	09/97→06/06		07/00→; Scheibenbremse; <input type="checkbox"/>			24.3727-2108.2 582108	L= 1.588
				07/00→; Scheibenbremse; <input type="checkbox"/>			24.3727-2109.2 582109	L= 1.588
MITSUBISHI - CARISMA Stufenheck (DA_) 09/96→06/06								
 Radbremszylinder								
1.6	66 - 73	09/96→06/06	➡	10/98→; - ABS	2		24.3219-1745.3 020496	GG
1.8 16V GDI	92	09/97→06/06	➡	→ 09/98; - ABS	2		24.3219-1753.3 020506	GG
1.9 TD	66	10/96→09/00						
1.6	70 - 76	12/98→06/06	➡	- ABS	2		24.3219-1745.3 020496	GG
1.8 GDI	90	10/00→06/06						
1.8	85	09/96→09/97	➡	- ABS	2		24.3219-1753.3 020506	GG
Zubehörsatz, Bremsbacken								
1.6	66 - 73	09/96→06/06	➡	→ 09/98; - ABS			03.0137-9192.2 669192	AKE
1.8 16V GDI	92	09/97→06/06	➡	10/98→; - ABS			03.0137-9257.2 669257	
1.9 TD	66	10/96→09/00						
1.6	70	12/98→06/06	➡	- ABS			03.0137-9192.2 669192	AKE
1.8	85	09/96→09/97						
1.8 GDI	90	10/00→06/06						
1.6	76	09/00→06/06	➡	- ABS			03.0137-9257.2 669257	
 Bremstrommel								
1.6	66 - 73	09/96→06/06	➡	- ABS			24.0220-3017.1 480108	Ø 241 x 42 / 205
1.6	76	09/00→06/06	➡	- ABS			24.0220-3028.1 480169	Ø 241 x 41,8 / 205
1.8	85	09/96→09/97						
1.8 16V GDI	92	09/97→06/06						
1.8 GDI	90	10/00→06/06						
1.9 TD	66	10/96→09/00	➡	→ 02/99; - ABS			24.0220-3017.1 480108	Ø 241 x 42 / 205
			➡	03/99→; - ABS			24.0220-3028.1 480169	Ø 241 x 41,8 / 205
 Bremsbackensatz								
1.6	66 - 73	09/96→06/06	➡	→ 09/98; - ABS			03.0137-0289.2 650289	AKE Ø 203 x 37
1.8 16V GDI	92	09/97→06/06	➡	10/98→; - ABS			03.0137-0428.2 650428	Ø 203 x 39 + HEB
1.9 TD	66	10/96→09/00						
1.6	70	12/98→06/06	➡	- ABS			03.0137-0289.2 650289	AKE Ø 203 x 37
1.8	85	09/96→09/97						
1.8 GDI	90	10/00→06/06						
1.6	76	09/00→06/06	➡	- ABS			03.0137-0428.2 650428	Ø 203 x 39 + HEB
 Seilzug, Feststellbremse								
1.3	55	09/00→10/04		→ 06/02; <input type="checkbox"/>			24.3727-2108.2 582108	L= 1.588
				→ 06/02; <input type="checkbox"/>			24.3727-2109.2 582109	L= 1.588
1.3 16V	60	09/00→10/04		Scheibenbremse; <input type="checkbox"/>			24.3727-2108.2 582108	L= 1.588
1.6	76	09/00→06/06						
1.8 GDI	90	10/00→06/06		Scheibenbremse; <input type="checkbox"/>			24.3727-2109.2 582109	L= 1.588
1.9 DI-D	75 - 85	09/00→06/06						
1.8 16V GDI	92	09/97→06/06		07/00→; Scheibenbremse; <input type="checkbox"/>			24.3727-2108.2 582108	L= 1.588
				07/00→; Scheibenbremse; <input type="checkbox"/>			24.3727-2109.2 582109	L= 1.588
















	kw					! #		
MITSUBISHI - COLT V (CJ_, CP_) 09/95→08/04								
 Radbremszylinder								
1.5 12V 1300 GL GLX 1300	69 55 55 60	06/96→08/04 05/96→06/00 05/96→06/00 06/00→09/03	➡ ➡ ➡ ➡	- ABS 09/00→ 06/03; - ABS	2	24.3219-1752.3	020505	GG
1600 1600 GLX	76 66	09/00→09/03 05/96→09/00	➡ ➡	→ 06/03; - ABS → 08/00; - ABS	2	24.3219-1752.3	020505	GG
Zubehörsatz, Bremsbacken								
1.5 12V 1300 GL GLX 1300	69 55 55 60	06/96→08/04 05/96→06/00 05/96→06/00 06/00→09/03	➡ ➡ ➡ ➡	- ABS + ABS 09/00→ 06/03; - ABS 09/00→ 06/03; + ABS		03.0137-9155.2	669155	
1600 1600 GLX	76 66	09/00→09/03 05/96→09/00	➡ ➡	→ 06/03; - ABS → 06/03; + ABS → 08/00; - ABS → 08/00; + ABS		03.0137-9155.2	669155	
						03.0137-9192.2	669192	AKE
						03.0137-9192.2	669192	AKE
 Bremstrommel								
1.5 12V 1300 GL GLX 1300	69 55 55 60	06/96→08/04 05/96→06/00 05/96→06/00 06/00→09/03	➡ ➡ ➡ ➡	+ ABS 09/00→ 06/03; + ABS		24.0220-3017.1	480108	Ø 241 x 42 / 205
1600 1600 GLX	76 66	09/00→09/03 05/96→09/00	➡ ➡	→ 06/03; + ABS → 08/00; + ABS		24.0220-3017.1	480108	Ø 241 x 42 / 205
 Bremsbackensatz								
1.5 12V 1300 GL GLX 1300	69 55 55 60	06/96→08/04 05/96→06/00 05/96→06/00 06/00→09/03	➡ ➡ ➡ ➡	- ABS + ABS 09/00→ 06/03; - ABS 09/00→ 06/03; + ABS		03.0137-0255.2	650255	Ø 180 x 37
1600 1600 GLX	76 66	09/00→09/03 05/96→09/00	➡ ➡	→ 06/03; - ABS → 06/03; + ABS → 08/00; - ABS → 08/00; + ABS		03.0137-0255.2	650255	Ø 180 x 37
						03.0137-0289.2	650289	AKE Ø 203 x 37
						03.0137-0289.2	650289	AKE Ø 203 x 37
						03.0137-0289.2	650289	AKE Ø 203 x 37
						03.0137-0289.2	650289	AKE Ø 203 x 37
MITSUBISHI - COLT VI (Z3_A, Z2_A) 10/02→12/12								
 Radbremszylinder								
1.1 1.1 LPG 1.3 1.3 Flexfuel 1.3 LPG 1.5 DI-D	55 55 68 - 70 70 70 50 - 70	10/04→06/12 10/04→06/12 06/04→06/12 10/08→06/12 06/04→06/12 08/04→06/12	➡ ➡		2	24.3219-1757.3	020517	TRW ALU
Zubehörsatz, Bremsbacken								
1.1 1.1 LPG 1.3 1.3 Flexfuel 1.3 LPG 1.5 DI-D	55 55 68 - 70 70 70 50 - 70	10/04→06/12 10/04→06/12 06/04→06/12 10/08→06/12 06/04→06/12 08/04→06/12	➡ ➡			03.0137-9347.2	669347	
 Bremsbackensatz								
1.1 1.1 LPG 1.3 1.3 Flexfuel 1.3 LPG 1.5 DI-D	55 55 68 - 70 70 70 50 - 70	10/04→06/12 10/04→06/12 06/04→06/12 10/08→06/12 06/04→06/12 08/04→06/12	➡ ➡			03.0137-0477.2	650477	Ø 203 x 38 + HEB
						03.0520-7319.3	697319	Ø 203 x 38 + RZ / + Zub TopKit























	kw					! #		
MITSUBISHI - COLT VI (Z3_A, Z2_A) 10/02→12/12								
 Seilzug, Feststellbremse								
1.1	55	10/04→06/12			Scheibenbremse; <input type="checkbox"/>		24.3727-2110.2 582110	L= 1.540
1.1 LPG	55	10/04→06/12			Scheibenbremse; <input type="checkbox"/>		24.3727-2111.2 582111	L= 1.570
1.3	68 - 70	06/04→06/12			Trommelbremse; <input type="checkbox"/>		24.3727-2112.2 582112	L= 1.525
1.3 Flexfuel	70	10/08→06/12			Trommelbremse; <input type="checkbox"/>		24.3727-2113.2 582113	L= 1.560
1.3 LPG	70	06/04→06/12						
1.5 DI-D	50 - 70	08/04→06/12						
1.5	77 - 80	06/04→06/12			Scheibenbremse; <input type="checkbox"/>		24.3727-2110.2 582110	L= 1.540
1.5 CZT	110	03/05→06/12			Scheibenbremse; <input type="checkbox"/>		24.3727-2111.2 582111	L= 1.570
1.5 Ralliart R	132	02/10→06/12						
MITSUBISHI - COLT CZC VI Cabriolet (RG) 05/06→07/09								
 Seilzug, Feststellbremse								
1.5	80	05/06→07/09			Scheibenbremse; <input type="checkbox"/>		24.3727-2110.2 582110	L= 1.540
1.5 Turbo	110	05/06→07/09			Scheibenbremse; <input type="checkbox"/>		24.3727-2111.2 582111	L= 1.570
MITSUBISHI - COLT Kasten/Schrägheck (Z3_V) 08/04→06/12								
 Radbremszylinder								
1.5 DiD	70	08/04→06/12	➔			2	24.3219-1757.3 020517	TRW ALU
Zubehörsatz, Bremsbacken								
1.5 DiD	70	08/04→06/12	➔				03.0137-9347.2 669347	
 Bremsbackensatz								
1.5 DiD	70	08/04→06/12	➔				03.0137-0477.2 650477	Ø 203 x 38 + HEB
							03.0520-7319.3 697319	Ø 203 x 38 + RZ / + Zub TopKit
 Seilzug, Feststellbremse								
1.5 DiD	70	08/04→06/12			Scheibenbremse; <input type="checkbox"/>		24.3727-2110.2 582110	L= 1.540
					Scheibenbremse; <input type="checkbox"/>		24.3727-2111.2 582111	L= 1.570
					Trommelbremse; <input type="checkbox"/>		24.3727-2112.2 582112	L= 1.525
					Trommelbremse; <input type="checkbox"/>		24.3727-2113.2 582113	L= 1.560
MITSUBISHI - DELICA / SPACE GEAR 01/94→01/07								
 Bremsbackensatz								
2.0	83	09/95→10/02	➔				03.0137-0482.2 650482	Ø 254 x 52 - HEB
2.4	97	09/94→05/04						
2.5	73	05/95→05/00	➔	11/96→			03.0137-0474.2 650474	Ø 270 x 52 - HEB
			➔				03.0137-0482.2 650482	Ø 254 x 52 - HEB
3.0	136	06/03→07/06	➔				03.0137-0474.2 650474	Ø 270 x 52 - HEB
MITSUBISHI - ECLIPSE II (D3_A) 04/94→04/99								
 Radbremszylinder								
2.0	104	09/95→04/99	➔			2	24.3219-1716.3 020071	GG
 Bremsbackensatz, Feststellbremse								
2.0	104	09/95→04/99	➔				03.0137-0452.2 650452	Ø 167 x 32
MITSUBISHI - ECLIPSE III (D5_A) 04/99→12/05								
 Radbremszylinder								
2.4	110	05/99→03/05	➔			2	24.3219-1716.3 020071	GG
 Bremsbackensatz								
2.4	110	05/99→03/05	➔				03.0137-0288.2 650288	Ø 229 x 42
 Bremsbackensatz, Feststellbremse								
3.0	149 - 157	05/99→03/05	➔				03.0137-0452.2 650452	Ø 167 x 32
MITSUBISHI - ECLIPSE IV (DK_A) 04/05→12/12								
 Bremsbackensatz, Feststellbremse								
2.4 GS	120	04/05→12/11	➔				03.0137-3023.2 653023	Ø 170 x 32 - HEB
3.8	196	09/05→12/08						
3.8 GT	192	04/05→12/11						














	kw					! #		
MITSUBISHI - ECLIPSE IV Cabriolet 04/05→								
 Bremsbackensatz, Feststellbremse								
3.8	196	04/05→12/08	➔			03.0137-3023.2	653023	Ø 170 x 32 - HEB
MITSUBISHI - ECLIPSE Cabriolet 04/94→04/99								
 Bremsbackensatz, Feststellbremse								
2.0	157	09/95→04/99	➔			03.0137-0452.2	650452	Ø 167 x 32
MITSUBISHI - ECLIPSE Cabriolet (D5_A) 05/99→12/05								
 Radbremsszylinder								
2.4 2.4 RS	110 106	05/99→03/05 05/99→03/05	➔		2	24.3219-1716.3	020071	GG
 Bremsbackensatz								
2.4 2.4 RS	110 106	05/99→03/05 05/99→03/05	➔			03.0137-0288.2	650288	Ø 229 x 42
 Bremsbackensatz, Feststellbremse								
3.0	149 - 157	05/99→03/05	➔			03.0137-0452.2	650452	Ø 167 x 32
MITSUBISHI - GALANT VIII (EA_) 09/96→10/04								
Zubehörsatz, Bremsbacken								
2.0 TDI	66	09/96→10/04	➔	10/96→07/01		03.0137-9192.2	669192	AKE
 Bremsbackensatz								
2.0 TDI	66	09/96→10/04	➔	10/96→07/01		03.0137-0289.2	650289	AKE Ø 203 x 37
 Bremsbackensatz, Feststellbremse								
1.8 GDi	103	11/97→10/01	➔			03.0137-0452.2	650452	Ø 167 x 32
2.0 2.4 GDI 2.5 V6 24V	98 106 118	09/00→10/04 09/00→10/04 09/00→10/04	➔	→ 10/03		03.0137-0452.2	650452	Ø 167 x 32
2.0 2.5 V6 24V	100 120 - 206	09/96→09/00 09/96→10/02	➔	10/96→		03.0137-0452.2	650452	Ø 167 x 32
2.0 GDI	107	01/97→10/04	➔	→ 05/03		03.0137-0452.2	650452	Ø 167 x 32
2.4 GDI	110	02/99→09/00	➔	03/99→		03.0137-0452.2	650452	Ø 167 x 32
2.5 Type S 3.0	151 152	10/99→10/04 01/99→12/03	➔	→ 05/03		03.0137-0453.2	650453	Ø 167 x 32
Zubehörsatz, Feststellbremsbacken								
2.5 Type S 3.0	151 152	10/99→10/04 01/99→12/03		→ 05/03		03.0137-9307.2	669307	
MITSUBISHI - GALANT VIII Kombi (EA_) 09/96→10/03								
Zubehörsatz, Bremsbacken								
2.0 TDI	66	09/96→10/03	➔	10/96→07/01		03.0137-9192.2	669192	AKE
 Bremsbackensatz								
2.0 TDI	66	09/96→10/03	➔	10/96→07/01		03.0137-0289.2	650289	AKE Ø 203 x 37
 Bremsbackensatz, Feststellbremse								
2.0 2.4 GDI 2.5 V6 24V 2.8 TD	98 106 118 92	09/00→10/03 09/00→10/03 09/00→10/03 10/96→07/01	➔			03.0137-0452.2	650452	Ø 167 x 32
2.0 2.5 V6 24V	100 120 - 206	09/96→09/00 09/96→12/02	➔	10/96→		03.0137-0452.2	650452	Ø 167 x 32
2.4 GDI	110	02/99→10/03	➔	03/99→		03.0137-0452.2	650452	Ø 167 x 32
MITSUBISHI - GALANT IX Stufenheck (DJ_, ED_, EF_) 10/03→								
 Bremsbackensatz, Feststellbremse								
2.4 3.8 4WD	116 - 121 171	10/03→ 10/03→	➔			03.0137-3023.2	653023	Ø 170 x 32 - HEB
Zubehörsatz, Feststellbremsbacken								
2.4	116 - 121	10/03→				03.0137-9307.2	669307	










	kw			 	! #		
MITSUBISHI - GRANDIS (NA_W) 03/03→12/11							
 Bremsbackensatz, Feststellbremse							
2.0 DI-D	100 - 103	09/05→03/10	➔			03.0137-3015.2 653015	Ø 190 x 32 - HEB
2.4 MIVEC	121 - 130	04/04→12/11	➔	→ 08/10		03.0137-3015.2 653015	Ø 190 x 32 - HEB
2.4 MIVEC 4WD	121	04/04→12/11					
Zubehörsatz, Feststellbremsbacken							
2.0 DI-D	100 - 103	09/05→03/10				03.0137-9307.2 669307	
2.4 MIVEC	121 - 130	04/04→12/11		→ 08/10		03.0137-9307.2 669307	
2.4 MIVEC 4WD	121	04/04→12/11					
MITSUBISHI - i (HA_) 01/06→							
 Radbremszylinder							
MiEV	35 - 47	07/09→	➔			24.3219-1753.3 020506	GG
MiEV	49	02/11→	➔	→ 04/14		24.3219-1753.3 020506	GG
 Bremsbackensatz							
MiEV	35 - 47	07/09→	➔			03.0137-0525.2 650525	Ø 203 x 32 - HEB
MiEV	49	02/11→	➔	→ 04/14		03.0137-0525.2 650525	Ø 203 x 32 - HEB
MITSUBISHI - L200 / TRITON (KA_T, KB_T) 01/04→12/16							
 Radbremszylinder							
2.4 4WD	97	08/11→12/15	➔	<input type="checkbox"/>		24.3222-1736.3 020562	ALU
2.5 D	55	08/11→12/15					
2.5 D 4WD	55	08/11→12/15	➔	<input type="checkbox"/>		24.3222-1737.3 020563	ALU
2.5 DI-D	94	04/10→12/15					
2.5 DI-D 4WD	123 - 131	10/07→12/15					
3.5 4WD	137 - 147	05/07→12/15					
3.5 Flex 4WD	147	09/09→12/15					
2.5 D	66	08/11→12/15	➔	für Fahrzeuge mit erhöhter Bodenfreiheit; - ABS	2	24.3222-1736.3 020562	ALU
			➔	für Fahrzeuge mit erhöhter Bodenfreiheit; + ABS	2	24.3222-1737.3 020563	ALU
2.5 DiD	100	11/05→12/15	➔	01/06→; <input type="checkbox"/>		24.3222-1736.3 020562	ALU
2.5 DI-D 4WD	100	11/05→12/15	➔	01/06→; <input type="checkbox"/>		24.3222-1737.3 020563	ALU
2.5 DI-D	123 - 131	08/07→12/15	➔	für Fahrzeuge mit erhöhter Bodenfreiheit; <input type="checkbox"/>		24.3222-1736.3 020562	ALU
			➔	für Fahrzeuge mit erhöhter Bodenfreiheit; <input type="checkbox"/>		24.3222-1737.3 020563	ALU
2.5 DI-D 16V 4WD	98	04/07→12/15	➔	- ABS	2	24.3222-1736.3 020562	ALU
			➔	+ ABS	2	24.3222-1737.3 020563	ALU
Zubehörsatz, Bremsbacken							
2.4 4WD	97	08/11→12/15	➔			03.0137-9346.2 669346	
2.5 D	55	08/11→12/15					
2.5 D 4WD	55	08/11→12/15					
2.5 DI-D	94	04/10→12/15					
2.5 DI-D 16V 4WD	98	04/07→12/15					
2.5 DI-D 4WD	123 - 131	10/07→12/15					
3.5 4WD	137 - 147	05/07→12/15					
3.5 Flex 4WD	147	09/09→12/15					
2.5 D	66	08/11→12/15	➔	für Fahrzeuge mit erhöhter Bodenfreiheit		03.0137-9346.2 669346	
2.5 DI-D	123 - 131	08/07→12/15					
2.5 DiD	100	11/05→12/15	➔	01/06→		03.0137-9346.2 669346	
2.5 DI-D 4WD	100	11/05→12/15					
 Bremsbackensatz							
2.4 4WD	97	08/11→12/15	➔			03.0137-0518.2 650518	Ø 295 x 51 - HEB
2.5 D	55	08/11→12/15					
2.5 D 4WD	55	08/11→12/15					
2.5 DI-D	94	04/10→12/15					
2.5 DI-D 16V 4WD	98	04/07→12/15					
2.5 DI-D 4WD	123 - 131	10/07→12/15					
➔							














	kw					! #		
MITSUBISHI - L200 / TRITON (KA_T, KB_T) 01/04→12/16								
 Bremsbackensatz								
3.5 4WD	137 - 147	05/07→12/15	➔				03.0137-0518.2 650518	Ø 295 x 51 - HEB
3.5 Flex 4WD		09/09→12/15						
2.5 D 2.5 DI-D	66 123 - 131	08/11→12/15 08/07→12/15	➔	für Fahrzeuge mit erhöhter Bodenfreiheit			03.0137-0518.2 650518	Ø 295 x 51 - HEB
2.5 DiD 2.5 DI-D 4WD	100 100	11/05→12/15 11/05→12/15	➔	01/06→			03.0137-0518.2 650518	Ø 295 x 51 - HEB
 Seilzug, Feststellbremse								
2.5 DiD 2.5 DI-D 2.5 DI-D 4WD	100 94 100 - 131	11/05→12/15 04/10→12/15 11/05→12/15		Trommelbremse; <input type="checkbox"/>			24.3727-2122.2 582122	L= 2.334
3.5 4WD 2.5 DI-D 16V 4WD	137 98	08/11→12/15 04/07→12/15		Trommelbremse; <input type="checkbox"/>			24.3727-2123.2 582123	L= 1.760
3.5 4WD 3.5 Flex 4WD	147 147	05/07→12/15 09/09→12/15		für Individualausstattungs-ID: K46; <input type="checkbox"/>			24.3727-2122.2 582122	L= 2.334
				für Individualausstattungs-ID: K46; <input type="checkbox"/>			24.3727-2123.2 582123	L= 1.760
3.5 4WD 3.5 Flex 4WD	147 147	05/07→12/15 09/09→12/15		04/10→; Trommelbremse; <input type="checkbox"/>			24.3727-2122.2 582122	L= 2.334
				04/10→; Trommelbremse; <input type="checkbox"/>			24.3727-2123.2 582123	L= 1.760
MITSUBISHI - L200 / TRITON (KJ_, KK_, KL_) 11/14→								
 Radbremszylinder								
2.2 DI-D 2.2 DI-D 4WD 2.4 DI-D 2.4 DI-D 4WD 2.5 DI-D 2.5 DI-D 4WD	110 110 113 113 100 100	07/19→ 07/19→ 09/15→ 09/15→ 01/15→ 11/14→	➔		2		24.3222-1737.3 020563	ALU
2.4 2.4 4WD 2.4 DI-D 2.4 DI-D 4WD	97 97 133 133	11/14→ 11/14→ 01/15→ 11/14→	➔	09/15→	2		24.3222-1737.3 020563	ALU
Zubehörsatz, Bremsbacken								
2.2 DI-D 2.2 DI-D 4WD 2.4 DI-D 2.4 DI-D 4WD 2.5 DI-D 2.5 DI-D 4WD	110 110 113 113 100 100	07/19→ 07/19→ 09/15→ 09/15→ 01/15→ 11/14→	➔				03.0137-9346.2 669346	
2.4 2.4 4WD 2.4 DI-D 2.4 DI-D 4WD	97 97 133 133	11/14→ 11/14→ 01/15→ 11/14→	➔	09/15→			03.0137-9346.2 669346	
 Bremsbackensatz								
2.2 DI-D 2.2 DI-D 4WD 2.4 DI-D 2.4 DI-D 4WD 2.5 DI-D 2.5 DI-D 4WD	110 110 113 113 100 100	07/19→ 07/19→ 09/15→ 09/15→ 01/15→ 11/14→	➔				03.0137-0518.2 650518	Ø 295 x 51 - HEB
2.4 2.4 4WD 2.4 DI-D 2.4 DI-D 4WD	97 97 133 133	11/14→ 11/14→ 01/15→ 11/14→	➔	09/15→			03.0137-0518.2 650518	Ø 295 x 51 - HEB
MITSUBISHI - L200 / TRITON Pritsche/Fahrgestell (KA_T, KB_T) 03/06→12/15								
 Radbremszylinder								
2.5 DiD 2.5 DI-D 4WD	100 131	01/08→12/15 09/09→12/15	➔	04/10→; <input type="checkbox"/>			24.3222-1736.3 020562	ALU
2.5 DI-D	94	08/07→12/15	➔	04/10→; <input type="checkbox"/>			24.3222-1737.3 020563	ALU
			➔	für Fahrzeuge mit erhöhter Bodenfreiheit; <input type="checkbox"/>			24.3222-1736.3 020562	ALU
			➔	für Fahrzeuge mit erhöhter Bodenfreiheit; <input type="checkbox"/>			24.3222-1737.3 020563	ALU
Zubehörsatz, Bremsbacken								
2.5 DiD 2.5 DI-D 4WD	100 131	01/08→12/15 09/09→12/15	➔	04/10→			03.0137-9346.2 669346	
2.5 DI-D	94	08/07→12/15	➔	für Fahrzeuge mit erhöhter Bodenfreiheit			03.0137-9346.2 669346	
 Bremsbackensatz								
2.5 DiD 2.5 DI-D 4WD	100 131	01/08→12/15 09/09→12/15	➔	04/10→			03.0137-0518.2 650518	Ø 295 x 51 - HEB
→								














	kw					! #		
MITSUBISHI - L200 / TRITON Pritsche/Fahrgestell (KA_T, KB_T) 03/06→12/15								
 Bremsbackensatz								
2.5 DI-D	94	08/07→12/15	➡	für Fahrzeuge mit erhöhter Bodenfreiheit		03.0137-0518.2	650518	Ø 295 x 51 - HEB
 Seilzug, Feststellbremse								
2.5 DiD	100	01/08→12/15		Trommelbremse; <input type="checkbox"/>		24.3727-2122.2	582122	L= 2.334
2.5 DI-D 4WD	131	09/09→12/15		Trommelbremse; <input type="checkbox"/>		24.3727-2123.2	582123	L= 1.760
MITSUBISHI - L200 (K7_T, K6_T) 01/96→12/11								
 Radbremszylinder								
2.0	90	06/96→12/07	➡	02/00→ 07/01; <input type="checkbox"/>		24.3223-1712.3	020571	GG
2.4 4WD	97	06/96→12/07	➡					
2.5 D	55	06/96→12/07	➡	→ 01/00; <input type="checkbox"/>		24.3223-1712.3	020571	GG
2.5 TD 4WD	73	06/96→12/07	➡	02/00→ 07/01; <input type="checkbox"/>		24.3223-1713.3	020572	GG
			➡	→ 01/00; <input type="checkbox"/>		24.3223-1713.3	020572	GG
2.5 D 4WD	55	01/96→12/05	➡	<input type="checkbox"/>		24.3223-1712.3	020571	GG
2.5 TD 4WD	64	07/97→12/03	➡					
2.5 TDiC	74	08/01→09/05	➡	<input type="checkbox"/>		24.3223-1713.3	020572	GG
3.0 4WD	108	08/01→11/05	➡					
2.5 DI-D 4x4	89	01/04→12/07	➡	→ 04/06; <input type="checkbox"/>		24.3223-1712.3	020571	GG
2.5 TD 4WD	85 - 98	08/01→12/07	➡	→ 04/06; <input type="checkbox"/>		24.3223-1713.3	020572	GG
Zubehörsatz, Bremsbacken								
2.4 4WD	97	06/96→12/07	➡	→ 07/01		03.0137-9291.2	669291	
2.5 TD 4WD	73	06/96→12/07	➡					
2.5 D 4WD	55	01/96→12/05	➡			03.0137-9291.2	669291	
2.5 TD 4WD	64	07/97→12/03	➡					
3.0 4WD	108	08/01→11/05	➡					
2.5 DI-D 4x4	89	01/04→12/07	➡	→ 04/06		03.0137-9291.2	669291	
2.5 TD 4WD	85 - 98	08/01→12/07	➡					
 Bremsbackensatz								
2.0	90	06/96→12/07	➡	→ 07/01		03.0137-0482.2	650482	Ø 254 x 52 - HEB
2.4 4WD	97	06/96→12/07	➡	→ 07/01		03.0137-0474.2	650474	Ø 270 x 52 - HEB
2.5 TD 4WD	73	06/96→12/07	➡					
2.5 D	55	06/96→12/07	➡	- ABS		03.0137-0474.2	650474	Ø 270 x 52 - HEB
			➡	→ 07/01		03.0137-0482.2	650482	Ø 254 x 52 - HEB
2.5 D 4WD	55	01/96→12/05	➡			03.0137-0474.2	650474	Ø 270 x 52 - HEB
2.5 TD	66	08/01→11/05	➡					
2.5 TD 4WD	64	07/97→12/03	➡					
2.5 TDiC	74	08/01→09/05	➡					
3.0 4WD	108	08/01→11/05	➡					
2.5 DI-D 4x4	89	01/04→12/07	➡	→ 04/06		03.0137-0474.2	650474	Ø 270 x 52 - HEB
2.5 TD 4WD	85 - 98	08/01→12/07	➡					
MITSUBISHI - L200 Pritsche/Fahrgestell (MQ) 01/15→								
 Radbremszylinder								
2.4 D 4WD	133	01/15→	➡			2	24.3222-1737.3	020563 ALU
Zubehörsatz, Bremsbacken								
2.4 D 4WD	133	01/15→	➡			03.0137-9346.2	669346	
 Bremsbackensatz								
2.4 D 4WD	133	01/15→	➡			03.0137-0518.2	650518	Ø 295 x 51 - HEB
MITSUBISHI - L400 Bus (PD_W, PC_W, PA_V, PB_V, PA_W) 06/94→04/07								
 Radbremszylinder								
2.0	83	09/95→10/02	➡	06/96→ 01/00; <input type="checkbox"/>		24.3223-1712.3	020571	GG
			➡	02/00→; <input type="checkbox"/>		24.3223-1712.3	020571	GG
			➡	06/96→ 01/00; <input type="checkbox"/>		24.3223-1713.3	020572	GG
			➡	02/00→; <input type="checkbox"/>		24.3223-1713.3	020572	GG
 Bremsbackensatz								
2.0	83	09/95→10/02	➡	+ EU		03.0137-0474.2	650474	Ø 270 x 52 - HEB
			➡	08/96→		03.0137-0482.2	650482	Ø 254 x 52 - HEB
			➡	06/96→		03.0137-0482.2	650482	Ø 254 x 52 - HEB
→								















	kW			 	! #		
MITSUBISHI - L400 Bus (PD_W, PC_W, PA_V, PB_V, PA_W) 06/94→04/07							
 Bremsbackensatz							
2.0 16V 2.5 TD	85 73	05/95→05/00 05/95→05/00	➡			03.0137-0482.2 650482	Ø 254 x 52 - HEB
2.4	97	05/95→10/02	➡	+ EU		03.0137-0474.2 650474	Ø 270 x 52 - HEB
			➡			03.0137-0482.2 650482	Ø 254 x 52 - HEB
2500 TD	64	05/95→06/05	➡	06/96→		03.0137-0482.2 650482	Ø 254 x 52 - HEB
MITSUBISHI - L400 Kasten (PD_W, PC_W, PB_V, PA_W, PA_V) 12/94→04/07							
 Radbremszylinder							
2.0 2500 TD 4WD	85 64	06/96→03/01 09/96→06/05	➡	→ 01/00; 		24.3223-1712.3 020571	GG
			➡	02/00→; 		24.3223-1712.3 020571	GG
			➡	→ 01/00; 		24.3223-1713.3 020572	GG
			➡	02/00→; 		24.3223-1713.3 020572	GG
2.0	83	12/94→10/02	➡	06/96→ 01/00; 		24.3223-1712.3 020571	GG
			➡	02/00→; 		24.3223-1712.3 020571	GG
			➡	06/96→ 01/00; 		24.3223-1713.3 020572	GG
			➡	02/00→; 		24.3223-1713.3 020572	GG
 Bremsbackensatz							
2.0	85	06/96→03/01	➡	+ EU		03.0137-0474.2 650474	Ø 270 x 52 - HEB
			➡			03.0137-0482.2 650482	Ø 254 x 52 - HEB
2.0	83	12/94→10/02	➡	06/96→		03.0137-0482.2 650482	Ø 254 x 52 - HEB
2500 TD 2500 TD 4WD	64 64	09/96→06/05 09/96→06/05	➡			03.0137-0482.2 650482	Ø 254 x 52 - HEB
MITSUBISHI - L 300 III Bus (P0_W, P1_W, P2_W, P3_W) 08/86→12/13							
Zubehörsatz, Bremsbacken							
1.6	51	11/86→05/04	➡	11/88→ 05/94		03.0137-9105.2 669105	
2.0	64 - 66	11/86→05/04	➡	→ 05/94		03.0137-9105.2 669105	
2.4	82	11/90→05/04					
2.5 D	51	11/86→05/04					
 Bremsbackensatz							
1.6	51	11/86→05/04	➡	11/88→ 05/94		03.0137-0188.2 650188	Ø 254 x 50
2.0	64 - 66	11/86→05/04	➡	→ 05/94		03.0137-0188.2 650188	Ø 254 x 50
2.4	82	11/90→05/04					
2.5 D	51	11/86→05/04					
MITSUBISHI - L 300 III Kasten (P0_V, P1_V, P_2V) 11/86→12/13							
Zubehörsatz, Bremsbacken							
2.5 D	51	11/86→02/06	➡	→ 05/94		03.0137-9105.2 669105	
 Bremsbackensatz							
2.5 D	51	11/86→02/06	➡	→ 05/94		03.0137-0188.2 650188	Ø 254 x 50
MITSUBISHI - LANCER IV (C6_A, C7_A) 04/88→12/97							
 Bremsbackensatz, Feststellbremse							
EVO IV	206	08/96→12/97	➡			03.0137-0453.2 650453	Ø 167 x 32
MITSUBISHI - LANCER V Station Wagon (CB_W, CD_W) 09/92→10/03							
 Radbremszylinder							
1.5 1.6 16V 2.0 D	63 83 50 - 65	03/95→10/03 12/92→10/03 12/92→10/03	➡	→ 09/96; - ABS	2	24.3219-1752.3 020505	GG
1.6 16V 4WD	83	12/92→10/03	➡	→ 02/95	2	24.3219-1716.3 020071	GG
Zubehörsatz, Bremsbacken							
1.5 1.6 16V 2.0 D →	63 83 50 - 65	03/95→10/03 12/92→10/03 12/92→10/03	➡	→ 09/96; - ABS		03.0137-9192.2 669192	AKE












	kW					! #		
MITSUBISHI - LANCER V Station Wagon (CB_W, CD_W) 09/92→10/03								
 Bremstrommel								
1.5 1.6 16V 2.0 D	63 83 50 - 65	03/95→10/03 12/92→10/03 12/92→10/03	➡	→ 09/96; - ABS			24.0220-3017.1 480108	Ø 241 x 42 / 205
 Bremsbackensatz								
1.5 1.6 16V 2.0 D	63 83 50 - 65	03/95→10/03 12/92→10/03 12/92→10/03	➡	→ 09/96; - ABS			03.0137-0289.2 650289	AKE Ø 203 x 37
1.6 16V 4WD	83	12/92→10/03	➡				03.0137-0288.2 650288	Ø 229 x 42
MITSUBISHI - LANCER VI (CJ_, CP_) 09/95→12/03								
 Radbremszylinder								
1.3 12V 1.6 16V 2.0 D	55 66 50	12/95→08/03 12/95→08/03 09/95→08/03	➡	05/96→07/01; - ABS		2	24.3219-1752.3 020505	GG
1.5 12V	69	07/96→08/03	➡	→ 08/00; - ABS		2	24.3219-1752.3 020505	GG
Zubehörsatz, Bremsbacken								
1.3 12V 1.6 16V 2.0 D	55 66 50	12/95→08/03 12/95→08/03 09/95→08/03	➡	05/96→07/01; - ABS			03.0137-9155.2 669155	
			➡	05/96→07/01; + ABS			03.0137-9192.2 669192	AKE
1.5 12V	69	07/96→08/03	➡	→ 08/00; - ABS			03.0137-9155.2 669155	
			➡	→ 08/00; + ABS			03.0137-9192.2 669192	AKE
 Bremstrommel								
1.3 12V 1.6 16V 2.0 D	55 66 50	12/95→08/03 12/95→08/03 09/95→08/03	➡	05/96→07/01; + ABS			24.0220-3017.1 480108	Ø 241 x 42 / 205
1.5 12V	69	07/96→08/03	➡	→ 08/00; + ABS			24.0220-3017.1 480108	Ø 241 x 42 / 205
 Bremsbackensatz								
1.3 12V 1.6 16V 2.0 D	55 66 50	12/95→08/03 12/95→08/03 09/95→08/03	➡	05/96→07/01; - ABS			03.0137-0255.2 650255	Ø 180 x 37
			➡	05/96→07/01; + ABS			03.0137-0289.2 650289	AKE Ø 203 x 37
1.5 12V	69	07/96→08/03	➡	→ 08/00; - ABS			03.0137-0255.2 650255	Ø 180 x 37
			➡	→ 08/00; + ABS			03.0137-0289.2 650289	AKE Ø 203 x 37
MITSUBISHI - LANCER VII (CS_A, CT_A) 03/00→12/13								
 Bremsbackensatz, Feststellbremse								
1.3	60	09/03→12/13	➡	→ 03/07			03.0137-0453.2 650453	Ø 167 x 32
1.6 2.0 EVO IX	72 - 77 99 213 - 269	06/00→12/13 12/03→12/13 08/05→10/08	➡				03.0137-0453.2 650453	Ø 167 x 32
EVO IX - FQ-300 EVO IX - FQ-340 EVO IX - FQ-360 EVO VII EVO VIII EVO VIII - 260 EVO VIII - FQ-300	227 257 273 206 206 195 225 - 227	06/05→12/06 06/05→12/07 07/06→12/07 01/01→01/03 04/03→03/05 03/04→07/05 04/03→04/04						
EVO VIII - FQ-320 EVO VIII - FQ-340 EVO VIII - FQ-400	243 255 302	04/04→08/06 04/04→03/05 10/04→08/06						
2.0 2.0 GDi 2.0 i	92 92 113	08/05→12/13 09/03→12/13 10/07→12/13	➡				03.0137-3023.2 653023	Ø 170 x 32 - HEB
EVO IX	206	01/05→09/07	➡	01/06→08/07			03.0137-0453.2 650453	Ø 167 x 32
EVO VIII - FQ-330	246	10/03→08/06	➡	12/03→			03.0137-0453.2 650453	Ø 167 x 32
Zubehörsatz, Feststellbremsbacken								
1.3 1.6 2.0 2.0 GDi 2.0 i →	60 72 - 77 92 - 99 92 113	09/03→12/13 06/00→12/13 12/03→12/13 09/03→12/13 10/07→12/13					03.0137-9307.2 669307	














	kW			 	! #				
MITSUBISHI - LANCER VII (CS_A, CT_A) 03/00→12/13									
Zubehörsatz, Feststellbremsbacken									
EVO IX	213	08/05→09/06				03.0137-9307.2 669307			
EVO IX - FQ-300	227	06/05→12/06							
EVO IX - FQ-340	257	06/05→12/07							
EVO VII	206	01/01→01/03							
EVO VIII	206	04/03→03/05							
EVO VIII - 260	195	03/04→07/05							
EVO VIII - FQ-300	225 - 227	04/03→04/04							
EVO VIII - FQ-320	243	04/04→08/06							
EVO VIII - FQ-340	255	04/04→03/05							
EVO VIII - FQ-400	302	10/04→08/06							
EVO IX	206	01/05→09/07		01/06→08/07		03.0137-9307.2 669307			
EVO VIII - FQ-330	246	10/03→08/06		12/03→		03.0137-9307.2 669307			
MITSUBISHI - LANCER VII Kombi (CS_W, CT_W) 09/03→12/08									
 Bremsbackensatz, Feststellbremse									
1.6	72	09/03→10/08	➡			03.0137-0453.2 650453	Ø 167 x 32		
2.0	99	09/03→12/07	➡	→ 03/07		03.0137-0453.2 650453	Ø 167 x 32		
Zubehörsatz, Feststellbremsbacken									
1.6	72	09/03→10/08				03.0137-9307.2 669307			
2.0	99	09/03→12/07		→ 03/07		03.0137-9307.2 669307			
MITSUBISHI - LANCER VIII (CY_A, CZ_A) 03/07→									
 Bremsbackensatz, Feststellbremse									
1.5	80	06/08→	➡			03.0137-3023.2 653023	Ø 170 x 32 - HEB		
1.5 Bifuel	80	02/10→							
1.6 MIVEC	86	05/10→							
1.8	103 - 105	02/08→							
1.8 Bifuel	105	01/10→							
1.8 DI-D	85 - 110	05/10→							
1.8 Flexfuel	103 - 105	03/09→							
1.8 Mivec	110	11/09→							
1.8 MIVEC	102	03/09→							
2.0	108 - 110	01/09→							
2.0 DI-D	103	01/08→							
2.0 i	113	04/07→							
2.0 i 4WD	113	03/07→							
2.0 i Ralliart 4WD	177	10/08→							
2.0 EVO X	257 - 296	06/09→	➡					03.0137-3015.2 653015	Ø 190 x 32 - HEB
EVO X	206 - 221	10/07→12/15							
EVO X - FQ330	242	03/08→06/15							
EVO X - FQ360	264	03/08→06/15							
EVO X - FQ400	301	05/09→12/10							
EVO X - FQ440	328	05/14→06/14							
Zubehörsatz, Feststellbremsbacken									
1.5	80	06/08→				03.0137-9307.2 669307			
1.5 Bifuel	80	02/10→							
1.8	105	02/08→							
1.8 Bifuel	105	01/10→							
1.8 DI-D	110	06/10→							
1.8 Flexfuel	105	01/10→							
1.8 MIVEC	102	03/09→							
2.0 DI-D	103	01/08→							
2.0 i Ralliart 4WD	177	10/08→							
EVO X	206 - 217	10/07→12/15							
EVO X - FQ330	242	03/08→06/15							
EVO X - FQ360	264	03/08→06/15							
1.6 MIVEC	86	05/10→	➡					03.0137-9307.2 669307	
1.8	103	05/10→							
1.8 DI-D	85	05/10→							
1.8 Flexfuel	103	03/09→							
1.8 Mivec	110	11/09→							
2.0	108 - 110	01/09→							
2.0 EVO X	257 - 296	06/09→							
2.0 i	113	04/07→							
2.0 i 4WD	113	03/07→							
EVO X	221	06/08→03/15							
EVO X - FQ400	301	05/09→12/10							

















	kw					! #		
MITSUBISHI - LANCER VIII Sportback (CX_A) 10/07→								
 Bremsbackensatz, Feststellbremse								
1.5	80	06/08→	➔				03.0137-3023.2 653023	Ø 170 x 32 - HEB
1.5 Bifuel	80	03/10→						
1.6 MIVEC	86	05/10→						
1.8	105	06/08→						
1.8 Bifuel	105	02/10→						
1.8 DI-D	85 - 110	05/10→						
1.8 Flex	103	03/09→						
1.8 MIVEC	103	03/09→						
2.0 DI-D	103	06/08→						
2.0 Ralliart 4WD	177	10/08→	➔				03.0137-3015.2 653015	Ø 190 x 32 - HEB
Zubehörsatz, Feststellbremsbacken								
1.5	80	06/08→					03.0137-9307.2 669307	
1.5 Bifuel	80	03/10→						
1.8	105	06/08→						
1.8 Bifuel	105	02/10→						
1.8 DI-D	110	06/10→						
2.0 DI-D	103	06/08→						
2.0 Ralliart 4WD	177	10/08→						
1.6 MIVEC	86	05/10→	➔				03.0137-9307.2 669307	
1.8 DI-D	85	05/10→						
1.8 Flex	103	03/09→						
1.8 MIVEC	103	03/09→						
MITSUBISHI - MIRAGE / SPACE STAR VI Schrägheck (A0_A) 01/12→								
 Radbremszylinder								
1.0	52	05/12→	➔		2	24.3219-1753.3 020506	GG	
1.0 Bifuel	52	04/14→						
1.2	52 - 59	10/12→						
1.2	57	01/12→	➔	05/12→	2	24.3219-1753.3 020506	GG	
 Bremsbackensatz								
1.0	52	05/12→	➔				03.0137-0530.2 650530	Ø 203 x 32 - HEB
1.0 Bifuel	52	04/14→						
1.2	52 - 59	10/12→						
1.2	57	01/12→	➔	05/12→			03.0137-0530.2 650530	Ø 203 x 32 - HEB
MITSUBISHI - MIRAGE V Schrägheck (CJ_A) 09/95→07/03								
 Radbremszylinder								
1.3	55	09/95→07/03	➔	05/96→ 08/00; - ABS	2	24.3219-1752.3 020505	GG	
1.5	81	09/95→08/99	➔	- ABS	2	24.3219-1752.3 020505	GG	
1.6	84	09/99→07/03	➔	09/00→ 06/03; - ABS	2	24.3219-1752.3 020505	GG	
1.6	128	09/95→08/99	➔	05/96→; - ABS	2	24.3219-1752.3 020505	GG	
Zubehörsatz, Bremsbacken								
1.3	55	09/95→07/03	➔	05/96→ 08/00; - ABS		03.0137-9155.2 669155		
			➔	05/96→ 08/00; + ABS		03.0137-9192.2 669192	AKE	
1.5	81	09/95→08/99	➔	- ABS		03.0137-9155.2 669155		
			➔	+ ABS		03.0137-9192.2 669192	AKE	
1.6	84	09/99→07/03	➔	09/00→ 06/03; - ABS		03.0137-9155.2 669155		
			➔	09/00→ 06/03; + ABS		03.0137-9192.2 669192	AKE	
1.6	128	09/95→08/99	➔	05/96→; - ABS		03.0137-9155.2 669155		
			➔	05/96→; + ABS		03.0137-9192.2 669192	AKE	
 Bremstrommel								
1.3	55	09/95→07/03	➔	05/96→ 08/00; + ABS		24.0220-3017.1 480108	Ø 241 x 42 / 205	
1.5	81	09/95→08/99	➔	+ ABS		24.0220-3017.1 480108	Ø 241 x 42 / 205	
1.6	84	09/99→07/03	➔	09/00→ 06/03; + ABS		24.0220-3017.1 480108	Ø 241 x 42 / 205	
1.6	128	09/95→08/99	➔	05/96→; + ABS		24.0220-3017.1 480108	Ø 241 x 42 / 205	
 Bremsbackensatz								
1.3	55	09/95→07/03	➔	05/96→ 08/00; - ABS		03.0137-0255.2 650255	Ø 180 x 37	
			➔	05/96→ 08/00; + ABS		03.0137-0289.2 650289	AKE Ø 203 x 37	
→								














	kw					! #		
MITSUBISHI - MIRAGE V Schrägheck (CJ_A) 09/95→07/03								
 Bremsbackensatz								
1.5	81	09/95→08/99	➡	- ABS			03.0137-0255.2 650255	Ø 180 x 37
			➡	+ ABS			03.0137-0289.2 650289	AKE Ø 203 x 37
1.6	84	09/99→07/03	➡	09/00→ 06/03; - ABS			03.0137-0255.2 650255	Ø 180 x 37
			➡	09/00→ 06/03; + ABS			03.0137-0289.2 650289	AKE Ø 203 x 37
1.6	128	09/95→08/99	➡	05/96→; - ABS			03.0137-0255.2 650255	Ø 180 x 37
			➡	05/96→; + ABS			03.0137-0289.2 650289	AKE Ø 203 x 37
MITSUBISHI - MIRAGE V Stufenheck (CK_A) 09/95→07/03								
 Radbremszylinder								
1.5	81	09/95→12/00	➡	05/96→; - ABS	2		24.3219-1752.3 020505	GG
Zubehörsatz, Bremsbacken								
1.5	81	09/95→12/00	➡	05/96→; - ABS			03.0137-9155.2 669155	
			➡	05/96→; + ABS			03.0137-9192.2 669192	AKE
 Bremstrommel								
1.5	81	09/95→12/00	➡	05/96→; + ABS			24.0220-3017.1 480108	Ø 241 x 42 / 205
 Bremsbackensatz								
1.5	81	09/95→12/00	➡	05/96→; - ABS			03.0137-0255.2 650255	Ø 180 x 37
			➡	05/96→; + ABS			03.0137-0289.2 650289	AKE Ø 203 x 37
MITSUBISHI - OUTLANDER I (CU_W) 03/01→07/08								
 Bremsbackensatz, Feststellbremse								
2.0	100	05/03→10/06	➡				03.0137-0453.2 650453	Ø 167 x 32
2.0 4WD	100	05/03→10/06						
2.0 Turbo 4WD	148	04/04→10/06						
2.0 Turbo-R 4WD	177	01/02→10/06						
2.4 4WD	102 - 119	05/03→09/07						
2.4 HDD Mivec	118	03/01→12/06						
2.4 i MIVEC 4WD	120	07/04→10/06						
Zubehörsatz, Feststellbremsbacken								
2.0	100	05/03→10/06					03.0137-9307.2 669307	
2.0 4WD	100	05/03→10/06						
2.0 Turbo 4WD	148	04/04→10/06						
2.0 Turbo-R 4WD	177	01/02→10/06						
2.4 4WD	102 - 119	05/03→09/07						
2.4 HDD Mivec	118	03/01→12/06						
2.4 i MIVEC 4WD	120	07/04→10/06						
MITSUBISHI - OUTLANDER II (CW_W) 11/06→12/12								
 Bremsbackensatz, Feststellbremse								
2.0	108	11/06→11/12	➡				03.0137-3023.2 653023	Ø 170 x 32 - HEB
2.0 4WD	108	11/06→11/12						
2.4	125	11/06→11/12						
2.4 4WD	125	09/07→11/12						
2.4 Flex 4WD	125	09/07→11/12						
2.0 DI-D	103	02/07→11/12	➡				03.0137-3015.2 653015	Ø 190 x 32 - HEB
2.2 DI-D 4WD	115	08/07→11/12						
3.0 4WD	162 - 169	11/06→12/12						
3.0 AWD	172	09/09→11/12						
2.2 DI-D	130	11/06→11/12	➡	für Fahrzeuge mit 3. Sitzreihe			03.0137-3015.2 653015	Ø 190 x 32 - HEB
2.2 DI-D 4WD	103 - 130	11/06→11/12	➡	für Fahrzeuge ohne 3. Sitzreihe			03.0137-3023.2 653023	Ø 170 x 32 - HEB
Zubehörsatz, Feststellbremsbacken								
2.0	108	11/06→11/12	➡				03.0137-9307.2 669307	
2.0 4WD	108	11/06→11/12						
2.2 DI-D	130	11/06→11/12						
2.2 DI-D 4WD	103 - 130	11/06→11/12						
2.4 Flex 4WD	125	09/07→11/12						
3.0 4WD	169	09/10→12/12						
3.0 AWD	172	09/09→11/12						
2.0 DI-D	103	02/07→11/12					03.0137-9307.2 669307	
2.2 DI-D 4WD	115	08/07→11/12						
2.4	125	11/06→11/12						
→								

















	kw					! #		
MITSUBISHI - OUTLANDER II (CW_W) 11/06→12/12								
Zubehörsatz, Feststellbremsbacken								
2.4 4WD	125	09/07→11/12					03.0137-9307.2	669307
3.0 4WD	162	11/06→11/12						
MITSUBISHI - OUTLANDER II Van (CW_W) 11/06→12/12								
 Bremsbackensatz, Feststellbremse								
Di-D 4WD	130	09/10→12/12	➔	für Fahrzeuge mit 3. Sitzreihe			03.0137-3015.2	653015 Ø 190 x 32 - HEB
			➔	für Fahrzeuge ohne 3. Sitzreihe			03.0137-3023.2	653023 Ø 170 x 32 - HEB
Di-D 4WD	103	12/06→06/10	➔				03.0137-3023.2	653023 Ø 170 x 32 - HEB
Zubehörsatz, Feststellbremsbacken								
Di-D 4WD	103 - 130	12/06→12/12	➔				03.0137-9307.2	669307
MITSUBISHI - PAJERO II (V3_W, V2_W, V4_W) 12/90→05/01								
 Radbremszylinder								
2.6 4WD	76	03/91→10/97	➔	<input type="checkbox"/>			24.3223-1712.3	020571 GG
			➔	<input type="checkbox"/>			24.3223-1713.3	020572 GG
 Bremsbackensatz, Feststellbremse								
2.4	82	04/91→10/99	➔				03.0137-0390.2	650390 Ø 196 x 40
2.5 TD 4WD	73	12/90→10/99						
2.5 TDiC	73	03/91→08/99						
2.8 TD	92	06/94→10/99						
3.0 4WD	130	11/97→04/00						
3.0 V6 24V	130 - 133	06/94→10/99						
3.5 V6 24V	143 - 153	06/94→10/99						
Zubehörsatz, Feststellbremsbacken								
2.4	82	04/91→10/99	➔				03.0137-9275.2	669275
2.5 TD 4WD	73	12/90→10/99						
2.5 TDiC	73	03/91→08/99						
2.8 TD	92	06/94→10/99						
3.0 V6 24V	130 - 133	06/94→10/99						
3.5 V6 24V	143 - 153	06/94→10/99						
 Seilzug, Feststellbremse								
2.5 TD 4WD	73	12/90→10/99		→ 05/94; Scheibenbremse; <input type="checkbox"/>			24.3727-2124.2	582124 L= 1.483
				→ 05/94; Scheibenbremse; <input type="checkbox"/>			24.3727-2125.2	582125 L= 1.485
3.0 V6 24V	130	06/97→10/99		Scheibenbremse; <input type="checkbox"/>			24.3727-2124.2	582124 L= 1.483
				Scheibenbremse; <input type="checkbox"/>			24.3727-2125.2	582125 L= 1.485
MITSUBISHI - PAJERO II (V3_W) 04/00→09/07								
 Bremsbackensatz, Feststellbremse								
3.2 DiD 4WD	121	04/00→09/07	➔				03.0137-3003.2	653003 Ø 198 x 34 - HEB
Zubehörsatz, Feststellbremsbacken								
3.2 DiD 4WD	121	04/00→09/07	➔				03.0137-9275.2	669275
MITSUBISHI - PAJERO II Canvas Top (V2_W, V4_W) 12/90→04/00								
 Bremsbackensatz, Feststellbremse								
2.4	82	04/91→04/00	➔	→ 03/00			03.0137-0390.2	650390 Ø 196 x 40
2.5 TD 4WD	73	12/90→04/00						
3.0 V6 24V	130 - 133	06/94→04/00						
Zubehörsatz, Feststellbremsbacken								
2.4	82	04/91→04/00	➔	→ 03/00			03.0137-9275.2	669275
2.5 TD 4WD	73	12/90→04/00						
3.0 V6 24V	130 - 133	06/94→04/00						
 Seilzug, Feststellbremse								
2.4	82	04/91→04/00		→ 03/00; Scheibenbremse; <input type="checkbox"/>			24.3727-2124.2	582124 L= 1.483
				→ 03/00; Scheibenbremse; <input type="checkbox"/>			24.3727-2125.2	582125 L= 1.485




































	kw					! #		
MITSUBISHI - PAJERO III (V7_W, V6_W) 01/99→09/07								
 Bremsbackensatz, Feststellbremse								
2.5 TDi	73 - 85	04/00→12/06	➡				03.0137-3003.2 653003	Ø 198 x 34 - HEB
3.2 Di-D	121	04/00→10/06						
3.2 Di-D	118	04/00→12/06	➡	10/01→ 08/06			03.0137-3003.2 653003	Ø 198 x 34 - HEB
3.5	149	04/00→01/07	➡	→ 08/06			03.0137-3003.2 653003	Ø 198 x 34 - HEB
3.8	184	03/03→01/07						
3.8 4WD	160	09/02→12/06						
Zubehörsatz, Feststellbremsbacken								
2.5 TDi	73 - 85	04/00→12/06	➡				03.0137-9275.2 669275	
3.2 Di-D	121	04/00→10/06						
3.2 Di-D	118	04/00→12/06	➡	10/01→ 08/06			03.0137-9275.2 669275	
3.5	149	04/00→01/07	➡	→ 08/06			03.0137-9275.2 669275	
3.8	184	03/03→01/07						
3.8 4WD	160	09/02→12/06						
MITSUBISHI - PAJERO III Canvas Top (V6_W, V7_W) 02/00→12/06								
 Bremsbackensatz, Feststellbremse								
2.5 TDi	73 - 85	04/00→12/06	➡				03.0137-3003.2 653003	Ø 198 x 34 - HEB
3.0	125	10/01→12/06						
3.2 DI-D	121	04/00→12/06						
3.2 DI-D	118	10/01→12/06	➡	→ 08/06			03.0137-3003.2 653003	Ø 198 x 34 - HEB
3.5 V6 GDI	149	04/00→12/06						
Zubehörsatz, Feststellbremsbacken								
2.5 TDi	73 - 85	04/00→12/06	➡				03.0137-9275.2 669275	
3.2 DI-D	121	04/00→12/06						
3.2 DI-D	118	10/01→12/06	➡	→ 08/06			03.0137-9275.2 669275	
3.5 V6 GDI	149	04/00→12/06						
MITSUBISHI - PAJERO IV (V8_W, V9_W) 10/06→								
 Bremsbackensatz, Feststellbremse								
3.0 4WD	128	08/14→	➡				03.0137-3003.2 653003	Ø 198 x 34 - HEB
3.2 4WD	141	10/16→						
3.0 4WD	131	02/07→	➡	für verlängerten Radstand			03.0137-3003.2 653003	Ø 198 x 34 - HEB
3.2 DI-D	118 - 125	02/07→	➡	für verkürzten Radstand			03.0137-3003.2 653003	Ø 198 x 34 - HEB
3.2 DI-D 4WD	121 - 147	02/07→						
3.5 V6 4WD	139	09/09→						
3.8 V6	182 - 184	10/06→						
Zubehörsatz, Feststellbremsbacken								
3.0 4WD	131	02/07→		für verlängerten Radstand			03.0137-9275.2 669275	
3.2 DI-D	118 - 125	02/07→		für verkürzten Radstand			03.0137-9275.2 669275	
3.2 DI-D 4WD	121 - 147	02/07→						
3.8 V6	182 - 184	10/06→						
3.5 V6 4WD	139	09/09→	➡	für verkürzten Radstand			03.0137-9275.2 669275	
 Seilzug, Feststellbremse								
3.0 4WD	131	02/07→		Scheibenbremse; <input type="checkbox"/>			24.3727-2120.2 582120	L= 1.963
				Scheibenbremse; <input type="checkbox"/>			24.3727-2121.2 582121	L= 2.012
3.2 DI-D	118 - 125	02/07→		Scheibenbremse; Baumuster: V88W; <input type="checkbox"/>			24.3727-2118.2 582118	L= 1.672
				Scheibenbremse; Baumuster: V88W; <input type="checkbox"/>			24.3727-2119.2 582119	L= 1.755
				Scheibenbremse; Baumuster: V98W; <input type="checkbox"/>			24.3727-2120.2 582120	L= 1.963
				Scheibenbremse; Baumuster: V98W; <input type="checkbox"/>			24.3727-2121.2 582121	L= 2.012
3.2 DI-D 4WD	121	11/08→		Scheibenbremse; Baumuster: V88W; <input type="checkbox"/>			24.3727-2118.2 582118	L= 1.672
				Scheibenbremse; Baumuster: V88W; <input type="checkbox"/>			24.3727-2119.2 582119	L= 1.755
3.2 DI-D 4WD	140	02/07→		Scheibenbremse; <input type="checkbox"/>			24.3727-2118.2 582118	L= 1.672
				Scheibenbremse; <input type="checkbox"/>			24.3727-2119.2 582119	L= 1.755
				01/09→; Scheibenbremse; <input type="checkbox"/>			24.3727-2120.2 582120	L= 1.963
				01/09→; Scheibenbremse; <input type="checkbox"/>			24.3727-2121.2 582121	L= 2.012
3.2 DI-D 4WD 3.5 V6 4WD	147 139	01/09→ 09/09→		Scheibenbremse; <input type="checkbox"/>			24.3727-2118.2 582118	L= 1.672
							24.3727-2120.2 582120	L= 1.963





















































	kw					! #		
MITSUBISHI - PAJERO IV (V8_W, V9_W) 10/06→								
 Seilzug, Feststellbremse								
3.2 DI-D 4WD	147	01/09→			Scheibenbremse; <input type="checkbox"/>		24.3727-2119.2 582119	L= 1.755
3.5 V6 4WD	139	09/09→					24.3727-2121.2 582121	L= 2.012
3.8 V6	182	10/06→			02/10→; Scheibenbremse; <input type="checkbox"/>		24.3727-2118.2 582118	L= 1.672
					Scheibenbremse; <input type="checkbox"/>		24.3727-2120.2 582120	L= 1.963
					Scheibenbremse; <input type="checkbox"/>		24.3727-2119.2 582119	L= 1.755
3.8 V6	184	02/07→			02/10→; Scheibenbremse; <input type="checkbox"/>		24.3727-2121.2 582121	L= 2.012
					Scheibenbremse; Baumuster: V87W; <input type="checkbox"/>		24.3727-2118.2 582118	L= 1.672
					Scheibenbremse; Baumuster: V87W; <input type="checkbox"/>		24.3727-2119.2 582119	L= 1.755
					Baumuster: V97W; Scheibenbremse; <input type="checkbox"/>		24.3727-2120.2 582120	L= 1.963
				Baumuster: V97W; Scheibenbremse; <input type="checkbox"/>		24.3727-2121.2 582121	L= 2.012	
MITSUBISHI - PAJERO IV Van (V9_, V8_, V8_V) 11/06→								
 Bremsbackensatz, Feststellbremse								
3.2 DI-D	118	11/06→	➡	02/07→; für verkürzten Radstand			03.0137-3003.2 653003	Ø 198 x 34 - HEB
3.2 DI-D 4WD	140	02/07→	➡	für verkürzten Radstand			03.0137-3003.2 653003	Ø 198 x 34 - HEB
3.2 TD 4WD	147	01/10→						
Zubehörsatz, Feststellbremsbacken								
3.2 DI-D	118	11/06→		02/07→; für verkürzten Radstand			03.0137-9275.2 669275	
3.2 DI-D 4WD	140	02/07→		für verkürzten Radstand			03.0137-9275.2 669275	
3.2 TD 4WD	147	01/10→						
 Seilzug, Feststellbremse								
3.2 DI-D	118	11/06→			Scheibenbremse; Baumuster: V88W; <input type="checkbox"/>		24.3727-2118.2 582118	L= 1.672
					Scheibenbremse; Baumuster: V88W; <input type="checkbox"/>		24.3727-2119.2 582119	L= 1.755
					02/07→; Scheibenbremse; Baumuster: V98W; <input type="checkbox"/>		24.3727-2120.2 582120	L= 1.963
					02/07→; Scheibenbremse; Baumuster: V98W; <input type="checkbox"/>		24.3727-2121.2 582121	L= 2.012
3.2 DI-D 4WD	140	02/07→			Scheibenbremse; <input type="checkbox"/>		24.3727-2118.2 582118	L= 1.672
					Scheibenbremse; <input type="checkbox"/>		24.3727-2119.2 582119	L= 1.755
3.2 TD 4WD	147	01/10→			Scheibenbremse; <input type="checkbox"/>		24.3727-2118.2 582118	L= 1.672
							24.3727-2120.2 582120	L= 1.963
					Scheibenbremse; <input type="checkbox"/>		24.3727-2119.2 582119	L= 1.755
						24.3727-2121.2 582121	L= 2.012	
MITSUBISHI - PAJERO CLASSIC (V2_W) 07/01→								
 Radbremszylinder								
3.8 All-wheel Drive	184	09/06→	➡	<input type="checkbox"/>			24.3223-1712.3 020571	GG
			➡	<input type="checkbox"/>			24.3223-1713.3 020572	GG
 Bremsbackensatz, Feststellbremse								
2.5 TD	85	07/01→	➡	→ 01/07			03.0137-3003.2 653003	Ø 198 x 34 - HEB
3.0	131	09/06→	➡	02/07→; für verkürzten Radstand			03.0137-3003.2 653003	Ø 198 x 34 - HEB
3.0 ZR	132	08/03→						
3.2 DiD	125	09/06→						
3.8 All-wheel Drive	160	06/02→	➡				03.0137-3003.2 653003	Ø 198 x 34 - HEB
3.8 All-wheel Drive	184	09/06→	➡	für verkürzten Radstand			03.0137-3003.2 653003	Ø 198 x 34 - HEB
Zubehörsatz, Feststellbremsbacken								
2.5 TD	85	07/01→	➡	→ 01/07			03.0137-9275.2 669275	
3.0	131	09/06→		02/07→; für verkürzten Radstand			03.0137-9275.2 669275	
3.0 ZR	132	08/03→						
3.2 DiD	125	09/06→						
3.8 All-wheel Drive	184	09/06→	➡				03.0137-9275.2 669275	
 Seilzug, Feststellbremse								
3.0 3.0 ZR 3.2 DiD	131 132 125	09/06→ 08/03→ 09/06→			Scheibenbremse; Baumuster: V88W; <input type="checkbox"/>		24.3727-2118.2 582118	L= 1.672
					Scheibenbremse; Baumuster: V88W; <input type="checkbox"/>		24.3727-2119.2 582119	L= 1.755
					Scheibenbremse; Baumuster: V98W; <input type="checkbox"/>		24.3727-2120.2 582120	L= 1.963
					02/07→; Scheibenbremse; Baumuster: V98W; <input type="checkbox"/>		24.3727-2121.2 582121	L= 2.012















	kw					! #		
MITSUBISHI - PAJERO PININ I (H6_W, H7_W) 01/99→06/07								
 Bremsbackensatz, Feststellbremse								
1.8 1.8 GDI	84 88	11/01→06/07 10/99→10/01	➔				03.0137-0389.2 650389	Ø 167 x 32
2.0 2.0 GDI	96 95	10/02→06/07 10/00→06/07						
3.2 DiD	118	09/99→09/06	➔	10/01→ 08/06			03.0137-3003.2 653003	Ø 198 x 34 - HEB
Zubehörsatz, Feststellbremsbacken								
3.2 DiD	118	09/99→09/06	➔	10/01→ 08/06			03.0137-9275.2 669275	
MITSUBISHI - PAJERO SPORT II (KH_, KG_) 01/08→								
 Radbremsszylinder								
3.5 V6 24V	153	09/08→	➔		2	24.3222-1737.3 020563		ALU
Zubehörsatz, Bremsbacken								
3.2 DI-D 4WD	118 - 121	07/08→	➔	11/09→			03.0137-9346.2 669346	
3.5 V6 24V	153	09/08→	➔				03.0137-9346.2 669346	
 Bremsbackensatz								
3.2 DI-D 4WD	118 - 121	07/08→	➔	11/09→			03.0137-0518.2 650518	Ø 295 x 51 - HEB
3.5 V6 24V	153	09/08→	➔				03.0137-0518.2 650518	Ø 295 x 51 - HEB
 Bremsbackensatz, Feststellbremse								
2.5 DI-D 2.5 DI-D 4WD 3.0 4WD	131 131 162	07/08→12/15 07/08→ 09/08→	➔	11/09→			03.0137-0390.2 650390	Ø 196 x 40
3.0 Mivec	161	01/12→12/15	➔				03.0137-0390.2 650390	Ø 196 x 40
3.2 DI-D 4WD	132	11/13→12/18	➔				03.0137-3003.2 653003	Ø 198 x 34 - HEB
MITSUBISHI - SANTAMO (UG) 03/99→12/04								
 Bremsbackensatz								
2.0 16V 2.0 16V 4WD	102 102	05/99→12/04 05/99→12/04	➔	- ABS			03.0137-0288.2 650288	Ø 229 x 42
MITSUBISHI - SPACE RUNNER (N1_W, N2_W) 10/91→08/99								
 Radbremsszylinder								
1.8	85 - 90	10/91→08/99	➔		2	24.3219-1752.3 020505		GG
2.0 TD	60	10/92→08/99						
1.8 4WD	85 - 90	10/91→08/99	➔		2	24.3219-1716.3 020071		GG
Zubehörsatz, Bremsbacken								
1.8	85 - 90	10/91→08/99	➔				03.0137-9192.2 669192	AKE
2.0 TD	60	10/92→08/99						
 Bremsbackensatz								
1.8	85 - 90	10/91→08/99	➔				03.0137-0289.2 650289	AKE Ø 203 x 37
2.0 TD	60	10/92→08/99						
1.8 4WD	85 - 90	10/91→08/99	➔				03.0137-0288.2 650288	Ø 229 x 42
 Bremsbackensatz, Feststellbremse								
1.8	85 - 90	10/91→08/99	➔				03.0137-0389.2 650389	Ø 167 x 32
MITSUBISHI - SPACE RUNNER (N6_W) 08/99→01/03								
 Bremsbackensatz, Feststellbremse								
2.0	98	05/00→08/02	➔				03.0137-0389.2 650389	Ø 167 x 32
2.0 2.4 GDI	100 108 - 110	08/99→08/02 08/99→01/03	➔	09/99→			03.0137-0389.2 650389	Ø 167 x 32


















	kW					! #		
MITSUBISHI - SPACE STAR Großraumlimousine (DG_A) 06/98→12/04								
 Radbremszylinder								
1.3 16V	60 - 61	12/98→12/04	➡	- ABS		2	24.3219-1745.3 020496	GG
1.8 GDI	87 - 90	06/98→12/04						
1.8 MPI	82	10/02→12/04						
1.3 16V	63	06/98→12/04	➡	- ABS		2	24.3219-1745.3 020496	GG
			➡	→ 09/98; - ABS		2	24.3219-1753.3 020506	GG
Zubehörsatz, Bremsbacken								
1.3 16V	60 - 61	12/98→12/04	➡	- ABS			03.0137-9192.2 669192 03.0137-9257.2 669257	AKE
1.3 16V	63	06/98→12/04	➡	→ 09/98; - ABS			03.0137-9192.2 669192	AKE
			➡	10/98→; - ABS			03.0137-9257.2 669257	
1.8 GDI	87 - 90	06/98→12/04	➡	- ABS			03.0137-9257.2 669257	
1.8 MPI	82	10/02→12/04						
 Bremstrommel								
1.3 16V	60 - 63	06/98→12/04	➡	- ABS			24.0220-3028.1 480169	Ø 241 x 41,8 / 205
1.8 GDI	87 - 90	06/98→12/04						
1.8 MPI	82	10/02→12/04						
 Bremsbackensatz								
1.3 16V	60 - 61	12/98→12/04	➡	- ABS			03.0137-0289.2 650289 03.0137-0428.2 650428	AKE Ø 203 x 37 Ø 203 x 39 + HEB
1.3 16V	63	06/98→12/04	➡	→ 09/98; - ABS			03.0137-0289.2 650289	AKE Ø 203 x 37
			➡	10/98→; - ABS			03.0137-0428.2 650428	Ø 203 x 39 + HEB
1.8 GDI	87 - 90	06/98→12/04	➡	- ABS			03.0137-0428.2 650428	Ø 203 x 39 + HEB
1.8 MPI	82	10/02→12/04						
 Seilzug, Feststellbremse								
1.3 16V	60 - 63	06/98→12/04		Scheiben/Trommel; <input type="checkbox"/>			24.3727-2114.2 582114	L= 1.490
1.8 GDI	87 - 90	06/98→12/04		Scheiben/Trommel; <input type="checkbox"/>			24.3727-2115.2 582115	L= 1.473
1.8 MPI	82	10/02→12/04						
1.6	72	04/01→12/04		09/01→; Scheibenbremse; <input type="checkbox"/>			24.3727-2116.2 582116	L= 1.573
1.6 16V	72	01/01→12/04		09/01→; Scheibenbremse; <input type="checkbox"/>			24.3727-2117.2 582117	L= 1.551
1.9 DI-D	75 - 85	02/01→12/04		Scheibenbremse; <input type="checkbox"/>			24.3727-2116.2 582116	L= 1.573
				Scheibenbremse; <input type="checkbox"/>			24.3727-2117.2 582117	L= 1.551
MITSUBISHI - SPACE WAGON (N3_W, N4_W) 05/91→11/00								
 Radbremszylinder								
1.8	90	10/91→10/98	➡	→ 05/92		2	24.3219-1716.3 020071	GG
1.8 4WD	90	10/91→10/98						
1.8 TD	55	10/91→10/98						
2.0	77	05/91→10/97	➡	06/92→		2	24.3219-1716.3 020071	GG
2.0	98	10/92→10/98	➡			2	24.3219-1716.3 020071	GG
2.0 4WD	98	10/92→10/98						
2.0 TD	60	10/92→10/98						
2.4	88	10/91→10/97	➡	06/92→ 05/96		2	24.3219-1716.3 020071	GG
2.4 i	102	10/92→10/98	➡	→ 05/96		2	24.3219-1716.3 020071	GG
 Bremsbackensatz								
1.8	90	10/91→10/98	➡	→ 05/92			03.0137-0288.2 650288	Ø 229 x 42
1.8 4WD	90	10/91→10/98						
1.8 TD	55	10/91→10/98						
2.0	77	05/91→10/97	➡	06/92→			03.0137-0288.2 650288	Ø 229 x 42
2.0	98	10/92→10/98	➡				03.0137-0288.2 650288	Ø 229 x 42
2.0 4WD	98	10/92→10/98						
2.0 TD	60	10/92→10/98						
2.4	88	10/91→10/97	➡	06/92→ 05/96			03.0137-0288.2 650288	Ø 229 x 42
2.4 i	102	10/92→10/98	➡	→ 05/96			03.0137-0288.2 650288	Ø 229 x 42
→								































	kW					! #		
MITSUBISHI - SPACE WAGON (N3_W, N4_W) 05/91→11/00								
 Bremsbackensatz, Feststellbremse								
1.8 1.8 TD	90 55	10/91→10/98 10/91→10/98	➡	→ 05/92			03.0137-0389.2 650389	Ø 167 x 32
2.0	77	05/91→10/97	➡	06/92→			03.0137-0389.2 650389	Ø 167 x 32
2.0 2.0 TD	98 60	10/92→10/98 10/92→10/98	➡				03.0137-0389.2 650389	Ø 167 x 32
2.4	88	10/91→10/97	➡	06/92→ 05/96			03.0137-0389.2 650389	Ø 167 x 32
2.4 i	102	10/92→10/98	➡	→ 05/96			03.0137-0389.2 650389	Ø 167 x 32
MITSUBISHI - SPACE WAGON (N9_W, N8_W) 07/98→12/04								
 Bremsbackensatz, Feststellbremse								
2.0	98	10/98→12/04	➡	05/02→			03.0137-0389.2 650389	Ø 167 x 32
2.0	80	12/98→06/02	➡	→ 04/02			03.0137-0389.2 650389	Ø 167 x 32
2.4 GDI 2.4 GDI 4WD	108 - 110 108 - 110	10/98→12/04 10/98→12/04	➡	→ 08/03			03.0137-0389.2 650389	Ø 167 x 32
NISSAN - 350Z Coupe (Z33) 09/02→12/09								
 Bremsbackensatz, Feststellbremse								
3.5	206 - 230	09/02→12/08	➡				03.0137-3006.2 653006	Ø 172 x 32 - HEB
NISSAN - 350Z Roadster (Z33) 09/02→12/09								
 Bremsbackensatz, Feststellbremse								
3.5	206 - 230	11/04→12/09	➡				03.0137-3006.2 653006	Ø 172 x 32 - HEB
NISSAN - ALMERA (N17) 09/11→								
 Radbremszylinder								
1.5 i 1.6	79 80	08/12→ 04/14→	➡		2	24.3219-1768.3 020561		ALU
 Bremsbackensatz								
1.5 i 1.6	79 80	08/12→ 04/14→	➡				03.0137-0536.2 650536	Ø 203 x 39 + HEB
NISSAN - ALMERA I (N15) 07/95→09/00								
 Radbremszylinder								
1.4 1.4 GX LX 1.6 1.6 SLX 2.0 D	64 55 55 73 66 55	09/95→07/00 09/95→07/00 09/95→07/00 09/95→07/00 09/95→07/00 11/95→07/00	➡	→ 04/00; - ABS	2	24.3215-1107.3 020352		GG
1.5 1.6	77 75	07/95→05/00 07/95→03/00	➡	- ABS	2	24.3215-1107.3 020352		GG
Zubehörsatz, Bremsbacken								
1.4 1.4 GX LX 1.6 1.6 SLX 2.0 D	64 55 55 73 66 55	09/95→07/00 09/95→07/00 09/95→07/00 09/95→07/00 09/95→07/00 11/95→07/00	➡	→ 04/00; - ABS			03.0137-9165.2 669165	
1.5 1.6	77 75	07/95→05/00 07/95→03/00	➡	- ABS			03.0137-9165.2 669165	
 Bremsbackensatz								
1.4 1.4 GX LX 1.6 1.6 SLX 2.0 D	64 55 55 73 66 55	09/95→07/00 09/95→07/00 09/95→07/00 09/95→07/00 09/95→07/00 11/95→07/00	➡	→ 04/00; - ABS			03.0137-0265.2 650265	Ø 180 x 31
1.5 1.6	77 75	07/95→05/00 07/95→03/00	➡	- ABS			03.0137-0265.2 650265	Ø 180 x 31
 Seilzug, Feststellbremse								
1.4 1.4 GX LX 1.6 →	64 55 55 73	09/95→07/00 09/95→07/00 09/95→07/00 09/95→07/00		04/96→ 04/00; - ABS; Trommelbremse; ⚠			24.3727-1701.2 581701	L= 250












	kw			 	! #				
NISSAN - ALMERA I (N15) 07/95→09/00									
 Seilzug, Feststellbremse									
1.6 SLX 2.0 D	66	09/95→07/00		04/96→ 12/97; + ABS; Scheibenbremse;		24.3727-1701.2	581701	L= 250	
	55	11/95→07/00		 01/98→ 04/00; + ABS; Scheibenbremse;		24.3727-1701.2	581701	L= 250	
				 → 03/96; - ABS; Trommelbremse; 		24.3727-1701.2	581701	L= 250	
				→ 03/96; + ABS; Scheibenbremse; 		24.3727-1701.2	581701	L= 250	
				04/96→ 04/00; - ABS; Trommelbremse;		24.3727-1742.2	581742	L= 1.660	
				04/96→ 04/00; - ABS; Trommelbremse;		24.3727-1743.2	581743	L= 1.662	
				01/98→ 04/00; + ABS; Scheibenbremse;		24.3727-1746.2	581746	L= 1.680	
				04/96→ 12/97; + ABS; Scheibenbremse;		24.3727-1746.2	581746	L= 1.680	
				→ 03/96; + ABS; Scheibenbremse; 		24.3727-1746.2	581746	L= 1.680	
				01/98→ 04/00; + ABS; Scheibenbremse;		24.3727-1747.2	581747	L= 1.682	
				04/96→ 12/97; + ABS; Scheibenbremse;		24.3727-1747.2	581747	L= 1.682	
				→ 03/96; + ABS; Scheibenbremse; 		24.3727-1747.2	581747	L= 1.682	
	1.5 1.6	77	07/95→05/00		→ 03/96; - ABS; Trommelbremse; 		24.3727-1701.2	581701	L= 250
		75	07/95→03/00		→ 03/96; + ABS; Scheibenbremse; 		24.3727-1701.2	581701	L= 250
				04/96→ 12/97; + ABS; Scheibenbremse;		24.3727-1701.2	581701	L= 250	
				04/96→; - ABS; Trommelbremse; 		24.3727-1701.2	581701	L= 250	
				01/98→; + ABS; Scheibenbremse; 		24.3727-1701.2	581701	L= 250	
				04/96→; - ABS; Trommelbremse; 		24.3727-1742.2	581742	L= 1.660	
				04/96→; - ABS; Trommelbremse; 		24.3727-1743.2	581743	L= 1.662	
				04/96→ 12/97; + ABS; Scheibenbremse;		24.3727-1746.2	581746	L= 1.680	
				→ 03/96; + ABS; Scheibenbremse; 		24.3727-1746.2	581746	L= 1.680	
				01/98→; + ABS; Scheibenbremse; 		24.3727-1746.2	581746	L= 1.680	
				04/96→ 12/97; + ABS; Scheibenbremse;		24.3727-1747.2	581747	L= 1.682	
				01/98→; + ABS; Scheibenbremse; 		24.3727-1747.2	581747	L= 1.682	
				→ 03/96; + ABS; Scheibenbremse; 		24.3727-1747.2	581747	L= 1.682	
NISSAN - ALMERA I Hatchback (N15) 07/95→01/01									
 Radbremszylinder									
1.4 GX	64	09/95→03/00	➡	- ABS	2	24.3215-1107.3	020352	GG	
	55	09/95→03/00							
1.4 S	55	09/95→03/00							
LX	55	09/95→03/00							
1.5	77	07/95→03/00							
1.6	73	09/95→03/00							
1.6 SR	66	09/95→03/00							
SLX	66	09/95→03/00							
2.0 D	55	11/95→03/00							
Zubehörsatz, Bremsbacken									
1.4 GX	64	09/95→03/00	➡	- ABS		03.0137-9165.2	669165		
	55	09/95→03/00							
1.4 S	55	09/95→03/00							
LX	55	09/95→03/00							
1.5	77	07/95→03/00							
1.6	73	09/95→03/00							
1.6 SR	66	09/95→03/00							
SLX	66	09/95→03/00							
2.0 D	55	11/95→03/00							
 Bremsbackensatz									
1.4 GX	64	09/95→03/00	➡	- ABS		03.0137-0265.2	650265	Ø 180 x 31	
	55	09/95→03/00							
1.4 S	55	09/95→03/00							
LX	55	09/95→03/00							
1.5	77	07/95→03/00							
1.6	73	09/95→03/00							
1.6 SR	66	09/95→03/00							
SLX	66	09/95→03/00							
2.0 D	55	11/95→03/00							














	kw					! #		
NISSAN - ALMERA I Hatchback (N15) 07/95→01/01								
 Seilzug, Feststellbremse								
1.4	64	09/95→03/00			→ 03/96; + ABS; Scheibenbremse; 		24.3727-1701.2 581701	L= 250
GX	55	09/95→03/00			→ 03/96; - ABS; Trommelbremse; 		24.3727-1701.2 581701	L= 250
1.4 S	55	09/95→03/00						
LX	55	09/95→03/00			04/96→ 12/97; + ABS; Scheibenbremse; 		24.3727-1701.2 581701	L= 250
1.5	77	07/95→03/00						
1.6	73	09/95→03/00			01/98→; + ABS; Scheibenbremse; 		24.3727-1701.2 581701	L= 250
1.6 SR	66	09/95→03/00			04/96→; - ABS; Trommelbremse; 		24.3727-1701.2 581701	L= 250
SLX	66	09/95→03/00			04/96→; - ABS; Trommelbremse; 		24.3727-1742.2 581742	L= 1.660
2.0 D	55	11/95→03/00			04/96→; - ABS; Trommelbremse; 		24.3727-1743.2 581743	L= 1.662
					04/96→ 12/97; + ABS; Scheibenbremse; 		24.3727-1746.2 581746	L= 1.680
					→ 03/96; + ABS; Scheibenbremse; 		24.3727-1746.2 581746	L= 1.680
					01/98→; + ABS; Scheibenbremse; 		24.3727-1746.2 581746	L= 1.680
					04/96→ 12/97; + ABS; Scheibenbremse; 		24.3727-1747.2 581747	L= 1.682
					01/98→; + ABS; Scheibenbremse; 		24.3727-1747.2 581747	L= 1.682
					→ 03/96; + ABS; Scheibenbremse; 		24.3727-1747.2 581747	L= 1.682
2.0 GTi	105	07/96→03/00			Scheibenbremse; 		24.3727-1701.2 581701	L= 250
					Scheibenbremse; 		24.3727-1746.2 581746	L= 1.680
					Scheibenbremse; 		24.3727-1747.2 581747	L= 1.682
NISSAN - ALMERA II (N16) 04/00→								
 Bremsbackensatz								
1.5	66	07/00→11/06			- ABS		03.0137-0443.2 650443	Ø 203 x 37 - HEB
					→ 03/01; - ABS; Fahrzeugproduktionsland Japan		03.0137-0443.2 650443	Ø 203 x 37 - HEB
1.5	72	10/02→09/06			- ABS		03.0137-0443.2 650443	Ø 203 x 37 - HEB
1.5 dCi	60	01/03→09/06						
 Seilzug, Feststellbremse								
1.5	66	07/00→11/06			→ 03/01; - ABS; Fahrzeugproduktionsland Japan; Trommelbremse; 		24.3727-1723.2 581723	L= 236
					→ 03/01; + ABS; Fahrzeugproduktionsland Japan; Scheibenbremse; 		24.3727-1723.2 581723	L= 236
					+ ABS; Scheibenbremse; 		24.3727-1724.2 581724	L= 1.650
					+ ABS; Scheibenbremse; 		24.3727-1725.2 581725	L= 1.661
					- ABS; Trommelbremse; 		24.3727-1736.2 581736	L= 1.634
					- ABS; Trommelbremse; 		24.3727-1737.2 581737	L= 1.642
1.5	72	10/02→09/06			+ ABS; Scheibenbremse; 		24.3727-1724.2 581724	L= 1.650
1.5 dCi	60	01/03→09/06			+ ABS; Scheibenbremse; 		24.3727-1725.2 581725	L= 1.661
					- ABS; Trommelbremse; 		24.3727-1736.2 581736	L= 1.634
					- ABS; Trommelbremse; 		24.3727-1737.2 581737	L= 1.642
1.8	84	07/00→11/02			→ 03/01; Fahrzeugproduktionsland Japan; Scheibenbremse; 		24.3727-1723.2 581723	L= 236
2.2 Di	81	07/00→04/03			Scheibenbremse; 		24.3727-1724.2 581724	L= 1.650
					Scheibenbremse; 		24.3727-1725.2 581725	L= 1.661
1.8	85	10/02→09/06			Scheibenbremse; 		24.3727-1724.2 581724	L= 1.650
2.2 dCi	82 - 100	09/03→09/06			Scheibenbremse; 		24.3727-1725.2 581725	L= 1.661
NISSAN - ALMERA II Hatchback (N16) 01/00→								
 Bremsbackensatz								
1.5	66	03/00→11/06			- ABS		03.0137-0443.2 650443	Ø 203 x 37 - HEB
					→ 03/01; - ABS; Fahrzeugproduktionsland Japan		03.0137-0443.2 650443	Ø 203 x 37 - HEB
1.5	72	10/02→09/06			- ABS		03.0137-0443.2 650443	Ø 203 x 37 - HEB
1.5 dCi	60	01/03→09/06						
 Seilzug, Feststellbremse								
1.5	66	03/00→11/06			→ 03/01; - ABS; Fahrzeugproduktionsland Japan; Trommelbremse; 		24.3727-1723.2 581723	L= 236
					→ 03/01; + ABS; Fahrzeugproduktionsland Japan; Scheibenbremse; 		24.3727-1723.2 581723	L= 236
→								
































	kw					! #		
NISSAN - ALMERA II Hatchback (N16) 01/00→								
 Seilzug, Feststellbremse								
1.5	66	03/00→11/06		+ ABS; Scheibenbremse; <input type="checkbox"/>		24.3727-1724.2	581724	L= 1.650
				+ ABS; Scheibenbremse; <input type="checkbox"/>		24.3727-1725.2	581725	L= 1.661
				- ABS; Trommelbremse; <input type="checkbox"/>		24.3727-1736.2	581736	L= 1.634
				- ABS; Trommelbremse; <input type="checkbox"/>		24.3727-1737.2	581737	L= 1.642
1.5 1.5 dCi	72 60	10/02→09/06 01/03→09/06		+ ABS; Scheibenbremse; <input type="checkbox"/>		24.3727-1724.2	581724	L= 1.650
				+ ABS; Scheibenbremse; <input type="checkbox"/>		24.3727-1725.2	581725	L= 1.661
				- ABS; Trommelbremse; <input type="checkbox"/>		24.3727-1736.2	581736	L= 1.634
				- ABS; Trommelbremse; <input type="checkbox"/>		24.3727-1737.2	581737	L= 1.642
1.8	84	01/00→11/02		03/00→ 03/01; Fahrzeugproduktionsland Japan; Scheibenbremse; <input type="checkbox"/>		24.3727-1723.2	581723	L= 236
				02/00→; Scheibenbremse; <input type="checkbox"/>		24.3727-1724.2	581724	L= 1.650
				02/00→; Scheibenbremse; <input type="checkbox"/>		24.3727-1725.2	581725	L= 1.661
1.8 2.2 dCi	85 82 - 100	10/02→09/06 09/03→09/06		Scheibenbremse; <input type="checkbox"/>		24.3727-1724.2	581724	L= 1.650
				Scheibenbremse; <input type="checkbox"/>		24.3727-1725.2	581725	L= 1.661
2.2 Di	81	03/00→04/03		→ 03/01; Fahrzeugproduktionsland Japan; Scheibenbremse; <input type="checkbox"/>		24.3727-1723.2	581723	L= 236
				Scheibenbremse; <input type="checkbox"/>		24.3727-1724.2	581724	L= 1.650
				Scheibenbremse; <input type="checkbox"/>		24.3727-1725.2	581725	L= 1.661
NISSAN - ALMERA Classic (B10) 03/06→								
 Seilzug, Feststellbremse								
1.6 16V	79	03/06→		Trommelbremse; <input type="checkbox"/>		24.3727-1723.2	581723	L= 236
NISSAN - ALMERA TINO (V10) 12/98→02/06								
 Seilzug, Feststellbremse								
1.8	84 - 85	08/00→02/06		→ 11/05; Scheibenbremse; <input type="checkbox"/>		24.3727-1734.2	581734	L= 1.660
2.2 dCi	82 - 100	09/03→02/06		→ 11/05; Scheibenbremse; <input type="checkbox"/>		24.3727-1735.2	581735	L= 1.670
1.8	88	12/98→02/03		Scheibenbremse; <input type="checkbox"/>		24.3727-1734.2	581734	L= 1.660
2.0	100	08/00→01/03		Scheibenbremse; <input type="checkbox"/>		24.3727-1735.2	581735	L= 1.670
2.2 dCi	84	08/00→02/06		→ 08/03; Scheibenbremse; <input type="checkbox"/>		24.3727-1734.2	581734	L= 1.660
				→ 08/03; Scheibenbremse; <input type="checkbox"/>		24.3727-1735.2	581735	L= 1.670
NISSAN - ALTIMA Coupe (CL32) 10/06→12/13								
 Bremsbackensatz, Feststellbremse								
3.5 3.5 CVTC	201 210	04/07→06/13 01/10→12/13	➔			03.0137-3006.2	653006	Ø 172 x 32 - HEB
Zubehörsatz, Feststellbremsbacken								
3.5 3.5 CVTC	201 210	04/07→06/13 01/10→12/13	➔			03.0137-9342.2	669342	
NISSAN - AVENIR (W11) 11/97→03/06								
 Radbremszylinder								
1.8 2.0 4x4	92 107	11/97→12/05 11/97→12/05	➔	→ 04/00		24.3220-1703.3	020391	GG
NISSAN - BLUEBIRD SYLPHY / SYLPHY III (B17) 07/12→								
 Bremsbackensatz, Feststellbremse								
1.6	86	05/13→	➔			03.0137-3012.2	653012	Ø 172 x 32 - HEB
Zubehörsatz, Feststellbremsbacken								
1.6	86	05/13→	➔			03.0137-9335.2	669335	
NISSAN - CABSTAR (F23, H41, H42) 07/92→09/11								
 Radbremszylinder								
2.5 D	56	07/92→12/00	➔		2	24.3225-1103.3	020346	GG
Zubehörsatz, Bremsbacken								
2.5 D →	56	07/92→12/00	➔			03.0137-9169.2	669169	















	kW					! #		
NISSAN - CABSTAR (F23, H41, H42) 07/92→09/11								
 Bremsbackensatz								
2.5 D	56	07/92→12/00	➔				03.0137-0469.2 650469	Ø 280 x 65 + HEB
NISSAN - CABSTAR E (TL_, VL_) 07/92→11/06								
 Radbremszylinder								
105.35	78	10/98→10/06	➔	→ 08/01	2	24.3225-1102.3 020318	GG	
110.35	78	10/98→10/06	➔	09/01→	2	24.3225-1103.3 020346	GG	
110.45	78	10/98→10/06						
120.45	88	10/98→10/06						
120.35	88	10/98→10/06						
75.28	55	10/98→10/06						
90.28	66	10/98→10/06						
95.28	66	10/98→10/06						
95.32	66	10/98→10/06						
90.32	66	10/98→10/06						
125.35	92	10/98→10/06	➔		2	24.3225-1103.3 020346	GG	
125.45	92	10/98→10/06						
32.10	77	01/04→11/06						
28.10	77	01/04→11/06						
95.32	70	04/02→06/04						
3.0 110.35	81	10/00→04/04	➔			24.3225-1103.3 020346	GG	
NISSAN - CUBE (Z12) 09/07→								
 Bremsbackensatz, Feststellbremse								
1.5 dCi	78	10/09→	➔	→ 03/11		03.0137-3012.2 653012	Ø 172 x 32 - HEB	
1.6 16V	81	08/09→						
1.8	91	09/09→						
1.5 dCi	81	03/10→	➔			03.0137-3012.2 653012	Ø 172 x 32 - HEB	
Zubehörsatz, Feststellbremsbacken								
1.5 dCi	78	10/09→	➔	→ 03/11		03.0137-9335.2 669335		
1.6 16V	81	08/09→						
1.8	91	09/09→						
1.5 dCi	81	03/10→	➔			03.0137-9335.2 669335		
NISSAN - ELGRAND (E50) 10/95→04/02								
 Bremsbackensatz								
3.0 D	125	08/99→04/02	➔			03.0137-0310.2 650310	Ø 260 x 52	
3.0 D AWD	113	08/99→08/00						
3.2 D	110	10/95→08/01						
3.2 D 4x4	110	10/95→08/01						
3.3	125	04/96→04/02						
3.3 4x4	125	04/96→08/01						
3.5 AWD	177	08/00→04/02						
NISSAN - ELGRAND (E52) 09/10→								
 Bremsbackensatz, Feststellbremse								
3.5	194	09/10→	➔			03.0137-3041.2 653041	Ø 190 x 33 - HEB	
NISSAN - GT-R (R35) 12/07→								
 Bremsbackensatz, Feststellbremse								
NISMO V6	441 353 - 419	07/14→ 12/08→	➔			03.0137-3041.2 653041	Ø 190 x 33 - HEB	
V6	357	12/07→10/10	➔	02/09→		03.0137-3041.2 653041	Ø 190 x 33 - HEB	
V6	390	10/10→09/11	➔	02/11→		03.0137-3041.2 653041	Ø 190 x 33 - HEB	
V6	404	10/11→	➔	02/12→		03.0137-3041.2 653041	Ø 190 x 33 - HEB	
Zubehörsatz, Feststellbremsbacken								
NISMO V6	441 353 - 419	07/14→ 12/08→	➔			03.0137-9343.2 669343		
V6	357	12/07→10/10	➔	02/09→		03.0137-9343.2 669343		
NISSAN - INTERSTAR Bus (X70) 04/02→								
 Seilzug, Feststellbremse								
dCi 100	73	11/03→03/06		Scheibenbremse; 	1	24.3727-0762.2 580762	L= 1.175	
dCi 115	84	04/02→08/06		für verkürzten Radstand;	2	24.3727-1072.2 581072	L= 1.420	
dCi 90	66	07/02→08/06		Scheibenbremse; 				
dCi 100	74	04/06→03/11		→ 06/10; Scheibenbremse; 	1	24.3727-0762.2 580762	L= 1.175	
dCi 120	88	09/06→03/11						
→								
















	kw					! #		
NISSAN - INTERSTAR Bus (X70) 04/02→								
 Seilzug, Feststellbremse								
dCi 150	107	09/06→03/11			→ 06/10; für verkürzten Radstand; Scheibenbremse; 	2	24.3727-1072.2 581072	L= 1.420
dCi 140	100	11/03→			→ 08/06; Scheibenbremse; 	1	24.3727-0762.2 580762	L= 1.175
					→ 08/06; für verkürzten Radstand; Scheibenbremse; 	2	24.3727-1072.2 581072	L= 1.420
dCi 80	60	04/02→08/06			07/02→; Scheibenbremse; 	1	24.3727-0762.2 580762	L= 1.175
					07/02→; für verkürzten Radstand; Scheibenbremse; 	2	24.3727-1072.2 581072	L= 1.420
NISSAN - INTERSTAR Kasten (X70) 04/02→								
 Seilzug, Feststellbremse								
dCi 100	73	11/03→03/06			Scheibenbremse; 	1	24.3727-0762.2 580762	L= 1.175
					für verkürzten Radstand; Scheibenbremse; 	2	24.3727-1072.2 581072	L= 1.420
dCi 100	74	04/06→			→ 06/10; Scheibenbremse; 	1	24.3727-0762.2 580762	L= 1.175
dCi 120	88	09/06→			→ 06/10; für verkürzten Radstand; Scheibenbremse; 	2	24.3727-1072.2 581072	L= 1.420
dCi 150	107	09/06→						
dCi 115	84	04/02→			→ 08/06; Scheibenbremse; 	1	24.3727-0762.2 580762	L= 1.175
dCi 140	100	11/03→			→ 08/06; für verkürzten Radstand; Scheibenbremse; 	2	24.3727-1072.2 581072	L= 1.420
dCi 90	66	07/02→						
dCi 80	60	04/02→08/06			07/02→; Scheibenbremse; 	1	24.3727-0762.2 580762	L= 1.175
					07/02→; für verkürzten Radstand; Scheibenbremse; 	2	24.3727-1072.2 581072	L= 1.420
NISSAN - INTERSTAR Pritsche/Fahrgestell (X70) 08/03→								
 Seilzug, Feststellbremse								
dCi 100	73	02/04→			→ 06/10; Scheibenbremse; 	1	24.3727-0762.2 580762	L= 1.175
					→ 06/10; für verkürzten Radstand; Scheibenbremse; 	2	24.3727-1072.2 581072	L= 1.420
dCi 115	84	08/03→			→ 08/06; Scheibenbremse; 	1	24.3727-0762.2 580762	L= 1.175
dCi 140	100	11/03→			→ 08/06; für verkürzten Radstand; Scheibenbremse; 	2	24.3727-1072.2 581072	L= 1.420
dCi 120	88	08/06→			09/06→ 06/10; Scheibenbremse; 	1	24.3727-0762.2 580762	L= 1.175
dCi 150	107	08/06→			09/06→ 06/10; für verkürzten Radstand; Scheibenbremse; 	2	24.3727-1072.2 581072	L= 1.420
NISSAN - JUKE (F15) 06/10→								
 Bremsbackensatz, Feststellbremse								
1.2 DIG-T 1.5 dCi 1.6 1.6 CVTC 1.6 DIG-T 1.6 DIG-T 4x4 1.6 DIG-T NISMO 1.6 DIG-T NISMO 4x4 1.6 DIG-T NISMO RS 1.6 DIG-T NISMO RS 4x4 1.6 LPG	85 81 69 - 86 72 140 140 147 147 157 - 160 157 80 - 85	05/14→ 06/10→ 06/10→ 08/14→ 06/10→ 06/10→ 03/13→07/14 02/13→07/14 08/14→ 08/14→ 01/12→	➔				03.0137-3012.2 653012	Ø 172 x 32 - HEB
Zubehörsatz, Feststellbremsbacken								
1.2 DIG-T 1.5 dCi 1.6 1.6 CVTC 1.6 DIG-T 1.6 DIG-T 4x4 1.6 DIG-T NISMO 1.6 DIG-T NISMO 4x4 1.6 DIG-T NISMO RS 1.6 DIG-T NISMO RS 4x4 1.6 LPG	85 81 69 - 86 72 140 140 147 147 157 - 160 157 80 - 85	05/14→ 06/10→ 06/10→ 08/14→ 06/10→ 06/10→ 03/13→07/14 02/13→07/14 08/14→ 08/14→ 01/12→	➔				03.0137-9335.2 669335	













	kw					! #		
NISSAN - JUKE Van (F15) 06/10→								
 Bremsbackensatz, Feststellbremse								
1.6 CVTc dCi	140 86 81	03/13→ 03/13→ 06/10→	➡			03.0137-3012.2	653012	Ø 172 x 32 - HEB
Zubehörsatz, Feststellbremsbacken								
1.6 CVTc dCi	140 86 81	03/13→ 03/13→ 06/10→	➡			03.0137-9335.2	669335	
NISSAN - KUBISTAR Kasten (X76) 08/03→								
 Radbremszylinder								
1.2 1.5 dCi	44 42 - 60	08/03→ 08/03→	➡	→ 08/05; für erhöhte Nutzlast		24.3222-1715.3	020433	BDX ALU
			➡	→ 08/05; nicht für erhöhte Nutzlast		24.3222-1716.3	020434	BDX ALU
1.2 16V	55	04/06→	➡	→ 10/09; für erhöhte Nutzlast		24.3222-1715.3	020433	BDX ALU
			➡	→ 10/09; nicht für erhöhte Nutzlast		24.3222-1716.3	020434	BDX ALU
1.4 1.5 dCi 70 1.6 16V dCi 85	55 50 70 62	08/03→10/09 09/05→10/09 08/03→10/09 04/06→10/09	➡	für erhöhte Nutzlast		24.3222-1715.3	020433	BDX ALU
			➡	nicht für erhöhte Nutzlast		24.3222-1716.3	020434	BDX ALU
1.5 dCi	45	08/05→10/09	➡	09/05→; für erhöhte Nutzlast		24.3222-1715.3	020433	BDX ALU
			➡	09/05→; nicht für erhöhte Nutzlast		24.3222-1716.3	020434	BDX ALU
Zubehörsatz, Bremsbacken								
1.2 1.5 dCi	44 42 - 60	08/03→ 08/03→	➡	→ 08/05; für erhöhte Nutzlast		03.0137-9228.2	669228	BDX
			➡	→ 08/05; nicht für erhöhte Nutzlast		03.0137-9233.2	669233	
1.2 16V	55	04/06→	➡	→ 10/09; für erhöhte Nutzlast		03.0137-9228.2	669228	BDX
			➡	→ 10/09; nicht für erhöhte Nutzlast		03.0137-9233.2	669233	
1.4 1.5 dCi 70 1.6 16V dCi 85	55 50 70 62	08/03→10/09 09/05→10/09 08/03→10/09 04/06→10/09	➡	für erhöhte Nutzlast		03.0137-9228.2	669228	BDX
			➡	nicht für erhöhte Nutzlast		03.0137-9233.2	669233	
1.5 dCi	45	08/05→10/09	➡	09/05→; für erhöhte Nutzlast		03.0137-9228.2	669228	BDX
			➡	09/05→; nicht für erhöhte Nutzlast		03.0137-9233.2	669233	
 Bremstrommel								
1.2 1.5 dCi	44 42 - 60	08/03→ 08/03→	➡	→ 08/05; nicht für erhöhte Nutzlast		24.0220-3010.1	480081	Ø 234 x 50,5 / 204,5 - RLG / - ABS Ring
1.2 16V	55	04/06→	➡	→ 10/09; nicht für erhöhte Nutzlast		24.0220-3010.1	480081	Ø 234 x 50,5 / 204,5 - RLG / - ABS Ring
1.4 1.5 dCi 70 1.6 16V dCi 85	55 50 70 62	08/03→10/09 09/05→10/09 08/03→10/09 04/06→10/09	➡	nicht für erhöhte Nutzlast		24.0220-3010.1	480081	Ø 234 x 50,5 / 204,5 - RLG / - ABS Ring
1.5 dCi	45	08/05→10/09	➡	09/05→; nicht für erhöhte Nutzlast		24.0220-3010.1	480081	Ø 234 x 50,5 / 204,5 - RLG / - ABS Ring
 Bremsbackensatz								
1.2 1.5 dCi	44 42 - 60	08/03→ 08/03→	➡	→ 08/05; nicht für erhöhte Nutzlast		03.0137-0350.2	650350	Ø 203 x 39 + HEB
			➡	→ 08/05; für erhöhte Nutzlast		03.0520-5722.3	695722	BDX Ø 203 x 39 + RZ / + Zub TopKit
			➡	→ 08/05		03.0137-0351.2	650351	BDX Ø 229 x 42 + HEB
			➡			03.0520-5622.3	695622	BDX Ø 229 x 42 + RZ / + Zub TopKit
1.2 16V	55	04/06→	➡	→ 10/09; nicht für erhöhte Nutzlast		03.0137-0350.2	650350	Ø 203 x 39 + HEB
			➡	→ 10/09; für erhöhte Nutzlast		03.0520-5722.3	695722	BDX Ø 203 x 39 + RZ / + Zub TopKit
			➡	→ 10/09		03.0137-0351.2	650351	BDX Ø 229 x 42 + HEB
			➡			03.0520-5622.3	695622	BDX Ø 229 x 42 + RZ / + Zub TopKit
1.4 1.5 dCi 70 1.6 16V dCi 85	55 50 70 62	08/03→10/09 09/05→10/09 08/03→10/09 04/06→10/09	➡	nicht für erhöhte Nutzlast		03.0137-0350.2	650350	Ø 203 x 39 + HEB
			➡	für erhöhte Nutzlast		03.0520-5722.3	695722	BDX Ø 203 x 39 + RZ / + Zub TopKit
			➡			03.0137-0351.2	650351	BDX Ø 229 x 42 + HEB

	kw					! #		
NISSAN - KUBISTAR Kasten (X76) 08/03→								
 Bremsbackensatz								
1.4 1.5 dCi 70 1.6 16V dCi 85	55 50 70 62	08/03→10/09 09/05→10/09 08/03→10/09 04/06→10/09	➔	für erhöhte Nutzlast			03.0520-5622.3 695622	BDX Ø 229 x 42 + RZ / + Zub TopKit
			➔				03.0525-0020.3 EQ0020	BDX Ø 229 x 42 - RZ / + Zub Easy Quick
1.5 dCi	45	08/05→10/09	➔	09/05→; nicht für erhöhte Nutzlast			03.0137-0350.2 650350 03.0520-5722.3 695722	Ø 203 x 39 + HEB BDX Ø 203 x 39 + RZ / + Zub TopKit
			➔	09/05→; für erhöhte Nutzlast			03.0137-0351.2 650351 03.0520-5622.3 695622	BDX Ø 229 x 42 + HEB BDX Ø 229 x 42 + RZ / + Zub TopKit
			➔	09/05→			03.0525-0020.3 EQ0020	BDX Ø 229 x 42 - RZ / + Zub Easy Quick
 Seilzug, Feststellbremse								
1.2 1.5 dCi	44 42 - 60	08/03→ 08/03→		→ 08/05; Trommelbremse; <input type="checkbox"/>			24.3727-1041.2 581041	L= 1.423
				→ 08/05; Trommelbremse; <input type="checkbox"/>			24.3727-1042.2 581042	L= 1.421
1.2 16V	55	04/06→		→ 10/09; Trommelbremse; <input type="checkbox"/>			24.3727-1041.2 581041	L= 1.423
				→ 10/09; Trommelbremse; <input type="checkbox"/>			24.3727-1042.2 581042	L= 1.421
1.4 1.5 dCi 70 1.6 16V dCi 85	55 50 70 62	08/03→10/09 09/05→10/09 08/03→10/09 04/06→10/09		Trommelbremse; <input type="checkbox"/>			24.3727-1041.2 581041	L= 1.423
				Trommelbremse; <input type="checkbox"/>			24.3727-1042.2 581042	L= 1.421
1.5 dCi	45	08/05→10/09		09/05→; Trommelbremse; <input type="checkbox"/>			24.3727-1041.2 581041	L= 1.423
				09/05→; Trommelbremse; <input type="checkbox"/>			24.3727-1042.2 581042	L= 1.421
NISSAN - LEAF (ZE0) 11/10→								
 Bremsbackensatz, Feststellbremse								
Electric	80	11/10→	➔				03.0137-3012.2 653012	Ø 172 x 32 - HEB
Zubehörsatz, Feststellbremsbacken								
Electric	80	11/10→	➔				03.0137-9335.2 669335	
NISSAN - LEAF (ZE1) 08/17→								
 Bremsbackensatz, Feststellbremse								
Electric	110 - 160	08/17→	➔				03.0137-3012.2 653012	Ø 172 x 32 - HEB
Zubehörsatz, Feststellbremsbacken								
Electric	110 - 160	08/17→	➔				03.0137-9335.2 669335	
NISSAN - MAXIMA VII (A35) 09/08→								
Zubehörsatz, Feststellbremsbacken								
3.5	214	09/08→	➔				03.0137-9342.2 669342	
NISSAN - MICRA II (K11) 01/92→12/07								
 Radbremszylinder								
1.0 i 16V	40	08/92→07/00	➔	- ABS	2	24.3217-1708.3 020414	GG	
1.0 i 16V 1.4 i 16V	44 60	07/00→02/03 09/00→02/03	➔	→ 12/02; - ABS	2	24.3217-1708.3 020414	GG	
1.3 i 16V	55	08/92→09/00	➔	→ 08/00; - ABS	2	24.3217-1708.3 020414	GG	
1.5 D	42	02/98→02/03	➔	→ 12/02	2	24.3217-1708.3 020414	GG	
Zubehörsatz, Bremsbacken								
1.0 i 16V	40	08/92→07/00	➔	→ 01/98		03.0137-9180.2 669180		
			➔	02/98→		03.0137-9180.2 669180		
1.0 i 16V 1.4 i 16V 1.5 D	44 60 42	07/00→02/03 09/00→02/03 02/98→02/03	➔	→ 12/02		03.0137-9180.2 669180		
1.3 i 16V	55	08/92→09/00	➔	02/98→ 08/00		03.0137-9180.2 669180		
			➔	→ 01/98		03.0137-9180.2 669180		
 Bremstrommel								
1.0 i 16V	40	08/92→07/00	➔	- ABS; nicht für Leichtmetallfelgen		24.0218-0043.1 480165	Ø 216 x 32,8 / 181	
→								
















	kw					! #		
NISSAN - MICRA II (K11) 01/92→12/07								
 Bremstrommel								
1.0 i 16V 1.4 i 16V	44 60	07/00→02/03 09/00→02/03	➔	→ 12/02; - ABS; nicht für Leichtmetallfelgen			24.0218-0043.1 480165	Ø 216 x 32,8 / 181
1.3 i 16V	55	08/92→09/00	➔	→ 08/00; - ABS; nicht für Leichtmetallfelgen			24.0218-0043.1 480165	Ø 216 x 32,8 / 181
1.5 D	42	02/98→02/03	➔	→ 12/02; nicht für Leichtmetallfelgen			24.0218-0043.1 480165	Ø 216 x 32,8 / 181
 Bremsbackensatz								
1.0 i 16V	40	08/92→07/00	➔	→ 01/98; - ABS			03.0137-0275.2 650275	Ø 180 x 27 + HEB
			➔	02/98→			03.0420-3317.3 683317	Ø 180 x 27 + RZ / + Zub Kit
							03.0520-3317.3 693317	Ø 180 x 27 + RZ / + Zub TopKit
1.0 i 16V 1.4 i 16V 1.5 D	44 60 42	07/00→02/03 09/00→02/03 02/98→02/03	➔	→ 12/02			03.0137-0413.2 650413	Ø 180 x 27 + HEB
							03.0520-4217.3 694217	Ø 180 x 27 + RZ / + Zub TopKit
1.3 i 16V	55	08/92→09/00	➔	→ 01/98; - ABS			03.0137-0275.2 650275	Ø 180 x 27 + HEB
							03.0420-3317.3 683317	Ø 180 x 27 + RZ / + Zub Kit
							03.0520-3317.3 693317	Ø 180 x 27 + RZ / + Zub TopKit
			➔	02/98→ 08/00			03.0137-0413.2 650413	Ø 180 x 27 + HEB
							03.0520-4217.3 694217	Ø 180 x 27 + RZ / + Zub TopKit
 Seilzug, Feststellbremse								
1.0 i 16V	40	08/92→07/00		+ ABS; Scheibenbremse; 			24.3727-1701.2 581701	L= 250
				- ABS; Trommelbremse; 			24.3727-1701.2 581701	L= 250
				- ABS; Trommelbremse; 			24.3727-1704.2 581704	L= 1.433
				- ABS; Trommelbremse; 			24.3727-1705.2 581705	L= 1.410
				+ ABS; Scheibenbremse; 			24.3727-1714.2 581714	L= 1.310
				+ ABS; Scheibenbremse; 			24.3727-1715.2 581715	L= 1.287
1.0 i 16V 1.4 i 16V	44 60	07/00→02/03 09/00→02/03		→ 12/02; + ABS; Scheibenbremse; 			24.3727-1701.2 581701	L= 250
				→ 12/02; - ABS; Trommelbremse; 			24.3727-1701.2 581701	L= 250
				→ 12/02; + ABS; Scheibenbremse; 			24.3727-1714.2 581714	L= 1.310
				→ 12/02; + ABS; Scheibenbremse; 			24.3727-1715.2 581715	L= 1.287
1.3 i 16V	55	08/92→09/00		→ 08/00; - ABS; Trommelbremse; 			24.3727-1701.2 581701	L= 250
				→ 08/00; + ABS; Scheibenbremse; 			24.3727-1701.2 581701	L= 250
				→ 08/00; - ABS; Trommelbremse; 			24.3727-1704.2 581704	L= 1.433
				→ 08/00; - ABS; Trommelbremse; 			24.3727-1705.2 581705	L= 1.410
				→ 08/00; + ABS; Scheibenbremse; 			24.3727-1714.2 581714	L= 1.310
				→ 08/00; + ABS; Scheibenbremse; 			24.3727-1715.2 581715	L= 1.287
1.5 D	42	02/98→02/03		→ 08/00; Trommelbremse; 			24.3727-1701.2 581701	L= 250
				09/00→ 12/02; Trommelbremse; 			24.3727-1701.2 581701	L= 250
				→ 08/00; Trommelbremse; 			24.3727-1704.2 581704	L= 1.433
				→ 08/00; Trommelbremse; 			24.3727-1705.2 581705	L= 1.410
NISSAN - MICRA III (K12) 03/02→06/10								
 Radbremszylinder								
1.0 16V 1.2 1.2 16V 1.2 LPG 1.3 1.4 1.4 16V 1.5 dCi 160 SR	48 66 48 - 59 59 60 72 65 48 - 63 81	01/03→06/10 01/07→06/10 01/03→06/10 10/02→06/10 08/04→06/10 03/07→06/10 01/03→06/10 01/03→06/10 05/05→06/10	➔			2	24.3219-1755.3 020508	ALU
Zubehörsatz, Bremsbacken								
1.0 16V 1.2 1.2 16V 1.2 LPG 1.3 1.4 1.4 16V 1.5 dCi ➔	48 66 48 - 59 59 60 72 65 48 - 63	01/03→06/10 01/07→06/10 01/03→06/10 10/02→06/10 08/04→06/10 03/07→06/10 01/03→06/10 01/03→06/10	➔				03.0137-9280.2 669280	

















	kw					! #		
NISSAN - MICRA III (K12) 03/02→06/10								
Zubehörsatz, Bremsbacken								
160 SR	81	05/05→06/10	➔				03.0137-9280.2 669280	
 Bremstrommel								
1.0 16V	48	01/03→06/10	➔				24.0220-3033.1 480195	Ø 237 x 50,5 / 204,5 - RLG / - ABS Ring
1.2	66	01/07→06/10						
1.2 16V	48 -	01/03→06/10						
	59							
1.2 LPG	59	10/02→06/10						
1.3	60	08/04→06/10						
1.4	72	03/07→06/10						
1.4 16V	65	01/03→06/10						
1.5 dCi	48 -	01/03→06/10						
	63							
160 SR	81	05/05→06/10						
 Bremsbackensatz								
1.0 16V	48	01/03→06/10	➔				03.0137-0454.2 650454	AP Ø 203 x 38 + HEB
1.2	66	01/07→06/10					03.0520-6419.3 696419	AP Ø 203 x 38 + RZ / + Zub TopKit
1.2 16V	48 -	01/03→06/10						
	59							
1.3	60	08/04→06/10						
1.4	72	03/07→06/10						
1.4 16V	65	01/03→06/10						
1.5 dCi	48 -	01/03→06/10						
	63							
160 SR	81	05/05→06/10						
1.2 LPG	59	10/02→06/10	➔	06/05→			03.0137-0454.2 650454	AP Ø 203 x 38 + HEB
			➔				03.0520-6419.3 696419	AP Ø 203 x 38 + RZ / + Zub TopKit
 Seilzug, Feststellbremse								
1.0 16V	48	01/03→06/10					24.3727-1718.2 581718	L= 1.540
1.2	66	01/07→06/10					24.3727-1719.2 581719	L= 1.604
1.2 16V	48 -	01/03→06/10					24.3727-1722.2 581722	L= 200
	59							
1.2 LPG	59	10/02→06/10						
1.3	60	08/04→06/10						
1.4	72	03/07→06/10						
1.4 16V	65	01/03→06/10						
1.5 dCi	48 -	01/03→06/10						
	63							
160 SR	81	05/05→06/10						
NISSAN - MICRA IV (K13K) 05/10→								
 Radbremszylinder								
1.2	56 -	05/10→	➔			2	24.3219-1768.3 020561	ALU
	59							
1.2 Active	50	07/13→						
1.2 DIG-S	72	03/11→09/15						
1.2 LPG	59	05/10→09/15						
Zubehörsatz, Bremsbacken								
1.2	56 -	05/10→	➔				03.0137-9274.2 669274	BOS
	59							
1.2 Active	50	07/13→						
1.2 DIG-S	72	03/11→09/15						
1.2 LPG	59	05/10→09/15						
 Bremsbackensatz								
1.2	56 -	05/10→	➔				03.0137-0536.2 650536	Ø 203 x 39 + HEB
	59						03.0520-8119.3 698119	BOS Ø 203 x 39 + RZ / + Zub TopKit
1.2 Active	50	07/13→						
1.2 DIG-S	72	03/11→09/15						
1.2 LPG	59	05/10→09/15						
NISSAN - MICRA IV (K13KK) 07/09→								
 Radbremszylinder								
1.2	59	10/15→	➔			2	24.3219-1768.3 020561	ALU
1.2 DIG-S	72	03/11→						
Zubehörsatz, Bremsbacken								
1.2	59	10/15→	➔				03.0137-9274.2 669274	BOS
1.2 DIG-S	72	03/11→						
 Bremsbackensatz								
1.2	59	10/15→	➔				03.0137-0536.2 650536	Ø 203 x 39 + HEB
→								




















	kw			 	! #		
NISSAN - MICRA IV (K13KK) 07/09 →							
 Bremsbackensatz							
1.2 DIG-S	72	03/11 →	➔		03.0520-8119.3	698119	BOS Ø 203 x 39 + RZ / + Zub TopKit
NISSAN - MICRA C+C III (K12) 08/05 →							
 Radbremszylinder							
1.4 16V 1.6 160 SR	65 81	08/05 → 08/05 →	➔	→ 12/10	2	24.3219-1755.3	020508 ALU
Zubehörsatz, Bremsbacken							
1.4 16V 1.6 160 SR	65 81	08/05 → 08/05 →	➔	→ 12/10		03.0137-9280.2	669280
 Bremstrommel							
1.4 16V 1.6 160 SR	65 81	08/05 → 08/05 →	➔	→ 12/10		24.0220-3033.1	480195 Ø 237 x 50,5 / 204,5 - RLG / - ABS Ring
 Bremsbackensatz							
1.4 16V 1.6 160 SR	65 81	08/05 → 08/05 →	➔	→ 12/10		03.0137-0454.2 03.0520-6419.3	650454 696419 AP Ø 203 x 38 + HEB AP Ø 203 x 38 + RZ / + Zub TopKit
 Seilzug, Feststellbremse							
1.4 16V 1.6 160 SR	65 81	08/05 → 08/05 →		→ 12/10; Trommelbremse; <input type="checkbox"/>		24.3727-1718.2	581718 L= 1.540
				→ 12/10; Trommelbremse; <input type="checkbox"/>		24.3727-1719.2	581719 L= 1.604
				→ 12/10; Trommelbremse; <input checked="" type="checkbox"/>		24.3727-1722.2	581722 L= 200
NISSAN - MURANO I (Z50) 04/02 → 12/09							
 Bremsbackensatz, Feststellbremse							
2.5 3.5	120 172 - 180	11/04 → 10/07 08/03 → 10/07	➔			03.0137-3041.2	653041 Ø 190 x 33 - HEB
3.5 4x4 3.5 4x4	180 170 - 172	11/04 → 06/08 08/03 → 09/08	➔	→ 06/08		03.0137-3041.2	653041 Ø 190 x 33 - HEB
Zubehörsatz, Feststellbremsbacken							
2.5 3.5	120 172 - 180	11/04 → 10/07 08/03 → 10/07				03.0137-9343.2	669343
3.5 4x4	170 - 180	08/03 → 09/08					
NISSAN - MURANO II (Z51) 10/07 → 09/14							
 Bremsbackensatz, Feststellbremse							
2.5 2.5 4x4 2.5 dCi 4x4 3.5 3.5 4x4	125 125 140 191 - 195 183 - 198	09/08 → 09/14 09/08 → 09/14 01/10 → 09/14 11/07 → 09/14 11/07 → 09/14	➔			03.0137-3041.2	653041 Ø 190 x 33 - HEB
Zubehörsatz, Feststellbremsbacken							
2.5 2.5 4x4 2.5 dCi 4x4 3.5 3.5 4x4	125 125 140 191 - 195 183 - 198	09/08 → 09/14 09/08 → 09/14 01/10 → 09/14 11/07 → 09/14	➔			03.0137-9343.2	669343
NISSAN - MURANO II VAN (Z51) 10/07 → 09/14							
 Bremsbackensatz, Feststellbremse							
2.5 dCi 4x4 3.5 CVTC 4x4	140 188	03/13 → 09/14 03/13 → 09/14	➔			03.0137-3041.2	653041 Ø 190 x 33 - HEB
Zubehörsatz, Feststellbremsbacken							
2.5 dCi 4x4 3.5 CVTC 4x4	140 188	03/13 → 09/14 03/13 → 09/14	➔			03.0137-9343.2	669343


















	kw			 	! #		
NISSAN - MURANO III (Z52_) 10/14→							
 Bremsbackensatz, Feststellbremse							
3.5 CVTC ALL MODE 4x4-i	185	01/15→	➔			03.0137-3041.2 653041	Ø 190 x 33 - HEB
3.5 V6	194	10/14→					
3.5 V6 ALL MODE 4x4-i	183 - 194	10/14→					
3.5 V6	183	01/16→	➔	06/16→		03.0137-3041.2 653041	Ø 190 x 33 - HEB
Zubehörsatz, Feststellbremsbacken							
3.5 CVTC ALL MODE 4x4-i	185	01/15→	➔			03.0137-9343.2 669343	
3.5 V6	194	10/14→					
3.5 V6 ALL MODE 4x4-i	183 - 194	10/14→					
3.5 V6	183	01/16→				03.0137-9343.2 669343	
NISSAN - MURANO III VAN (Z52_) 10/14→							
 Bremsbackensatz, Feststellbremse							
3.5 CVTC	194	10/14→	➔			03.0137-3041.2 653041	Ø 190 x 33 - HEB
Zubehörsatz, Feststellbremsbacken							
3.5 CVTC	194	10/14→	➔			03.0137-9343.2 669343	
NISSAN - NAVARA (D22) 01/97→							
 Radbremszylinder							
2.4	79 - 110	01/97→09/04	➔	10/98→	2	24.3222-1743.3 020575	GG
2.4 4x4	79 - 110	01/97→09/04				24.3222-1747.3 020576	ALU
3.2 D 4x4	76	01/98→10/01					
2.5 D	98	01/08→	➔		2	24.3222-1743.3 020575	GG
2.5 D 4x4	96 - 98	11/01→					
2.5 TDiC 4x4	76	05/98→10/01	➔		2	24.3222-1743.3 020575	GG
3.0 4x4	120	05/00→				24.3222-1747.3 020576	ALU
3.0 TD 4x4	110	02/00→					
3.3 4x4	125	11/01→04/07					
Zubehörsatz, Bremsbacken							
2.4	79 - 110	01/97→09/04	➔	10/98→		03.0137-9290.2 669290	
2.4 4x4	79 - 110	01/97→09/04					
3.2 D 4x4	76	01/98→10/01					
2.5 D	98	01/08→	➔			03.0137-9290.2 669290	
2.5 D 4x4	96 - 98	11/01→					
2.5 TDiC 4x4	76	05/98→10/01					
3.0 4x4	120	05/00→					
3.0 TD 4x4	110	02/00→					
3.3 4x4	125	11/01→04/07					
2.5 TD	59	02/98→10/01	➔			03.0137-9273.2 669273	
 Bremsbackensatz							
2.4	79 - 110	01/97→09/04	➔	10/98→		03.0137-0319.2 650319	Ø 295 x 52
2.4 4x4	79 - 110	01/97→09/04					
3.2 D 4x4	76	01/98→10/01					
2.5 D	98	01/08→	➔			03.0137-0319.2 650319	Ø 295 x 52
2.5 D 4x4	96 - 98	11/01→					
2.5 TDiC 4x4	76	05/98→10/01					
3.0 4x4	120	05/00→					
3.0 TD 4x4	110	02/00→					
3.3 4x4	125	11/01→04/07					
2.5 TD	59	02/98→10/01	➔			03.0137-0310.2 650310	Ø 260 x 52
NISSAN - NAVARA Pritsche/Fahrgestell (D22) 03/97→							
 Radbremszylinder							
2.5 Di 4WD	98	02/02→	➔			24.3222-1743.3 020575	GG
Zubehörsatz, Bremsbacken							
2.5 Di	98	02/02→	➔			03.0137-9273.2 669273	
→							

























	kw					! #		
NISSAN - NAVARA Pritsche/Fahrgestell (D22) 03/97→								
Zubehörsatz, Bremsbacken								
2.5 Di 4WD	98	02/02→	➔				03.0137-9290.2	669290
 Bremsbackensatz								
2.5 Di	98	02/02→	➔				03.0137-0310.2	650310 Ø 260 x 52
2.5 Di 4WD	98	02/02→	➔				03.0137-0319.2	650319 Ø 295 x 52
NISSAN - NAVARA Pritsche/Fahrgestell (D23) 01/15→								
 Bremsbackensatz								
2.3 dCi	120	01/15→	➔	10/15→			03.0137-0519.2	650519 Ø 294 x 56 - HEB
2.3 dCi 4x4	120	01/15→						
NISSAN - NOTE (E11, NE11) 01/05→08/13								
 Radbremszylinder								
1.4	65	03/06→06/12	➔		2	24.3219-1755.3	020508	ALU
1.4 LPG	65	01/06→08/13						
1.5	80	03/06→12/10						
1.5 dCi	50 -	03/06→06/12						
	76							
1.6	81	03/06→06/12						
Zubehörsatz, Bremsbacken								
1.4	65	03/06→06/12	➔				03.0137-9280.2	669280
1.4 LPG	65	01/06→08/13						
1.5	80	03/06→12/10						
1.5 dCi	50 -	03/06→06/12						
	76							
1.6	81	03/06→06/12						
 Bremstrommel								
1.4	65	03/06→06/12	➔			24.0220-3033.1	480195	Ø 237 x 50,5 / 204,5 - RLG / - ABS Ring
1.4 LPG	65	01/06→08/13						
1.5	80	03/06→12/10						
1.5 dCi	50 -	03/06→06/12						
	76							
1.6	81	03/06→06/12						
 Bremsbackensatz								
1.4	65	03/06→06/12	➔			03.0137-0454.2	650454	AP Ø 203 x 38 + HEB
1.4 LPG	65	01/06→08/13				03.0520-6419.3	696419	AP Ø 203 x 38 + RZ / + Zub TopKit
1.5	80	03/06→12/10						
1.5 dCi	50 -	03/06→06/12						
	76							
1.6	81	03/06→06/12						
 Seilzug, Feststellbremse								
1.4	65	03/06→06/12		Trommelbremse; <input checked="" type="checkbox"/>		24.3727-1722.2	581722	L= 200
1.4 LPG	65	01/06→08/13		Trommelbremse; <input type="checkbox"/>		24.3727-1744.2	581744	L= 1.706
1.5	80	03/06→12/10		Trommelbremse; <input type="checkbox"/>		24.3727-1745.2	581745	L= 1.770
1.5 dCi	50 -	03/06→06/12						
	76							
1.6	81	03/06→06/12						
NISSAN - NOTE (E12) 09/12→								
 Radbremszylinder								
1.2	58 -	06/13→	➔		2	24.3219-1768.3	020561	ALU
	59							
1.2 DIG-S	65 -	06/13→						
	72							
1.2 LPG	56	03/15→						
1.5 dCi	66	06/13→						
1.6	80	06/13→						
Zubehörsatz, Bremsbacken								
1.2	58 -	06/13→	➔				03.0137-9274.2	669274 BOS
	59							
1.2 DIG-S	65 -	06/13→						
	72							
1.2 LPG	56	03/15→						
1.5 dCi	66	06/13→						
1.6	80	06/13→						
 Bremsbackensatz								
1.2	58 -	06/13→	➔				03.0137-0536.2	650536 Ø 203 x 39 + HEB
	59							
→								

	kw			 	! #		
NISSAN - NOTE (E12) 09/12→							
 Bremsbackensatz							
1.2 DIG-S	65 - 72	06/13→	➔			03.0520-8119.3 698119	BOS Ø 203 x 39 + RZ / + Zub TopKit
1.2 LPG	56	03/15→					
1.6	80	06/13→					
1.5 dCi	66	06/13→	➔			03.0137-0454.2 650454 03.0137-0536.2 650536 03.0520-8119.3 698119	AP Ø 203 x 38 + HEB Ø 203 x 39 + HEB BOS Ø 203 x 39 + RZ / + Zub TopKit
NISSAN - NOTE VAN (E11) 01/05→08/13							
 Radbremszylinder							
1.5 dCi	63	01/11→09/12	➔			24.3219-1755.3 020508	ALU
Zubehörsatz, Bremsbacken							
1.5 dCi	63	01/11→09/12	➔			03.0137-9280.2 669280	
 Bremstrommel							
1.5 dCi	63	01/11→09/12	➔			24.0220-3033.1 480195	Ø 237 x 50,5 / 204,5 - RLG / - ABS Ring
 Bremsbackensatz							
1.5 dCi	63	01/11→09/12	➔			03.0137-0454.2 650454 03.0520-6419.3 696419	AP Ø 203 x 38 + HEB AP Ø 203 x 38 + RZ / + Zub TopKit
 Seilzug, Feststellbremse							
1.5 dCi	63	01/11→09/12		Trommelbremse; <input checked="" type="checkbox"/>		24.3727-1722.2 581722	L= 200
				Trommelbremse; <input type="checkbox"/>		24.3727-1744.2 581744	L= 1.706
				Trommelbremse; <input type="checkbox"/>		24.3727-1745.2 581745	L= 1.770
NISSAN - NP300 NAVARA (D40) 10/04→							
 Radbremszylinder							
2.5 D 4WD	98	09/08→	➔		2	24.3222-1702.3 020525	ALU
2.5 dCi	106 - 128	07/05→					
2.5 dCi 4WD	106 - 140	07/05→					
2.5 dCi 4x4	120	02/12→12/16					
3.0 dCi 4WD	170	02/10→					
4.0	198	10/04→11/09					
4.0 4WD	198	10/04→					
 Bremsbackensatz							
2.5 D 4WD	98	09/08→	➔			03.0137-0519.2 650519	Ø 294 x 56 - HEB
2.5 dCi	106 - 128	07/05→					
2.5 dCi 4WD	106 - 140	07/05→					
2.5 dCi 4x4	120	02/12→12/16					
3.0 dCi 4WD	170	02/10→					
4.0	198	10/04→11/09					
4.0 4WD	198	10/04→					
 Bremsbackensatz, Feststellbremse							
4.0	198	10/04→11/09	➔			03.0137-3042.2 653042	Ø 190 x 33 - HEB
4.0 4WD	198	10/04→					
Zubehörsatz, Feststellbremsbacken							
4.0	198	10/04→11/09	➔			03.0137-9342.2 669342	
4.0 4WD	198	10/04→					
NISSAN - NP300 NAVARA Pick-up (D23) 07/14→							
 Bremsbackensatz							
2.3 dCi	140	10/15→	➔			03.0137-0519.2 650519	Ø 294 x 56 - HEB
2.3 dCi 4x4	118 - 140	10/15→					
2.5 dCi	120	07/14→					
2.5 dCi 4x4	120 - 140	07/14→					
2.3 dCi	120	01/15→	➔	10/15→		03.0137-0519.2 650519	Ø 294 x 56 - HEB
2.3 dCi 4x4	116 - 120	01/15→					














































	kW					! #			
NISSAN - NP300 NAVARA Pritsche/Fahrgestell (D40) 07/08→									
 Radbremszylinder									
2.5 dCi	140	03/10→	➔				24.3222-1702.3	020525	ALU
2.5 dCi 4WD	126	08/08→							
3.0 dCi	170	03/10→							
2.5 dCi 4WD	106	08/08→	➔	10/08→			24.3222-1702.3	020525	ALU
 Bremsbackensatz									
2.5 dCi	140	03/10→	➔				03.0137-0519.2	650519	Ø 294 x 56 - HEB
2.5 dCi 4WD	126	08/08→							
3.0 dCi	170	03/10→							
2.5 dCi 4WD	106	08/08→	➔	10/08→			03.0137-0519.2	650519	Ø 294 x 56 - HEB
NISSAN - NP300 PICKUP (D22) 04/08→									
 Radbremszylinder									
2.5 dCi	98	04/08→	➔			2	24.3222-1702.3	020525	ALU
2.5 dCi 4x4	98	04/08→							
 Bremsbackensatz									
2.5 dCi	98	04/08→	➔				03.0137-0519.2	650519	Ø 294 x 56 - HEB
2.5 dCi 4x4	98	04/08→							
NISSAN - NV200 / EVALIA Bus 07/10→									
 Radbremszylinder									
1.5 dCi 110	81	04/11→	➔				24.3222-1735.3	020554	GG
1.5 dCi 85	63	07/10→							
1.5 dCi 90	66	04/11→							
1.6 16V	81	07/10→							
 Bremsbackensatz									
1.5 dCi 110	81	04/11→	➔				03.0137-0513.2	650513	Ø 229 x 37
1.5 dCi 85	63	07/10→							
1.5 dCi 90	66	04/11→							
1.6 16V	81	07/10→							
 Bremsbackensatz, Feststellbremse									
e-NV	80	07/14→	➔				03.0137-3012.2	653012	Ø 172 x 32 - HEB
Zubehörsatz, Feststellbremsbacken									
e-NV	80	07/14→	➔				03.0137-9335.2	669335	
NISSAN - NV200 Kasten 02/10→									
 Radbremszylinder									
1.5 dCi 110	81	04/11→	➔				24.3222-1735.3	020554	GG
1.5 dCi 85	63	02/10→							
1.5 dCi 90	66	04/11→							
1.6 16V	81	02/10→							
 Bremsbackensatz									
1.5 dCi 110	81	04/11→	➔				03.0137-0513.2	650513	Ø 229 x 37
1.5 dCi 85	63	02/10→							
1.5 dCi 90	66	04/11→							
1.6 16V	81	02/10→							
 Bremsbackensatz, Feststellbremse									
e-NV	80	05/14→	➔				03.0137-3012.2	653012	Ø 172 x 32 - HEB
Zubehörsatz, Feststellbremsbacken									
e-NV	80	05/14→	➔				03.0137-9335.2	669335	
NISSAN - NV350 Kasten (E26) 05/12→									
 Bremsbackensatz									
2.5 dCi	95	06/12→	➔				03.0137-0310.2	650310	Ø 260 x 52
NISSAN - PATHFINDER II (R50) 09/95→07/05									
 Radbremszylinder									
2.7 TD 4WD	96	09/97→12/04	➔	03/98→ 10/00		2	24.3222-1747.3	020576	ALU
3.2 TD 4WD	110	09/97→12/04							
3.0 DDTi 4WD	125	09/99→12/04	➔			2	24.3222-1747.3	020576	ALU
3.3	125	05/99→12/04							
→									















































	kw			 	! #		
NISSAN - PATHFINDER II (R50) 09/95→07/05							
 Radbremszylinder							
3.3 V6 4WD	110 - 125	09/97→12/04	➔		2	24.3222-1747.3 020576	ALU
3.5 4WD	179	08/01→07/04	➔		2	24.3222-1743.3 020575	GG
3.5 V6 4WD	162	11/00→12/04	➔	06/01→	2	24.3222-1743.3 020575	GG
			➔	→ 05/01	2	24.3222-1747.3 020576	ALU
Zubehörsatz, Bremsbacken							
2.7 TD 4WD	96	09/97→12/04	➔	03/98→ 10/00		03.0137-9290.2 669290	
3.2 TD 4WD	110	09/97→12/04					
3.0 DDTi 4WD	125	09/99→12/04	➔			03.0137-9290.2 669290	
3.3	125	05/99→12/04					
3.3 V6 4WD	110 - 125	09/97→12/04					
3.5 4WD	179	08/01→07/04					
3.5 V6 4WD	162	11/00→12/04					
 Bremsbackensatz							
2.7 TD 4WD	96	09/97→12/04	➔	03/98→ 10/00		03.0137-0319.2 650319	Ø 295 x 52
3.2 TD 4WD	110	09/97→12/04					
3.0 DDTi 4WD	125	09/99→12/04	➔			03.0137-0319.2 650319	Ø 295 x 52
3.3	125	05/99→12/04					
3.3 V6 4WD	110 - 125	09/97→12/04					
3.5 4WD	179	08/01→07/04					
3.5 V6 4WD	162	11/00→12/04					
NISSAN - PATHFINDER III (R51) 01/05→							
 Bremsbackensatz, Feststellbremse							
2.5 dCi	128	01/05→	➔			03.0137-3042.2 653042	Ø 190 x 33 - HEB
2.5 dCi 4WD	120 - 140	01/05→					
3.0 dCi	170	08/10→					
4.0	214	01/10→08/14					
4.0 4WD	198	09/05→					
Zubehörsatz, Feststellbremsbacken							
2.5 dCi	128	01/05→	➔			03.0137-9342.2 669342	
2.5 dCi 4WD	120 - 140	01/05→					
3.0 dCi	170	08/10→					
4.0	214	01/10→08/14					
4.0 4WD	198	09/05→					
NISSAN - PATHFINDER III VAN (R51_) 01/05→							
 Radbremszylinder							
3.0 dCi 4x4	170	03/13→08/14	➔			24.3219-0803.3 020183	GG
Zubehörsatz, Bremsbacken							
3.0 dCi 4x4	170	03/13→08/14	➔			03.0137-9021.2 669021	Fiat
 Bremstrommel							
3.0 dCi 4x4	170	03/13→08/14	➔			24.0218-5001.1 480012	Ø 219 x 37 / 186,8
 Bremsbackensatz							
3.0 dCi 4x4	170	03/13→08/14	➔			03.0137-0015.2 650015	Fiat Ø 185 x 31
						03.0137-0273.2 650273	AP Ø 185 x 31
						03.0420-0319.3 680319	Fiat Ø 185 x 31 + RZ / + Zub Kit
 Bremsbackensatz, Feststellbremse							
2.5 dCi 4x4	140	03/13→08/14	➔			03.0137-3042.2 653042	Ø 190 x 33 - HEB
 Seilzug, Feststellbremse							
3.0 dCi 4x4	170	03/13→08/14		Trommelbremse; 	1	24.3727-0503.2 580503	L= 2.670
NISSAN - PATHFINDER IV (R52) 09/12→							
 Bremsbackensatz, Feststellbremse							
3.5	190	10/13→	➔			03.0137-3041.2 653041	Ø 190 x 33 - HEB
3.5 4WD	183 - 194	09/12→					
→							

	kw			 	! #		
NISSAN - PATHFINDER IV (R52) 09/12→							
Zubehörsatz, Feststellbremsbacken							
3.5 3.5 4WD	190 183 - 194	10/13→ 09/12→				03.0137-9343.2 669343	
NISSAN - PATROL GR IV (Y60, GR) 01/86→02/98							
 Bremsbackensatz							
2.8 TD	85	09/88→06/97	➡	→ 09/91		03.0137-0297.2 650297	Ø 270 x 52
NISSAN - PICK UP (D21) 09/85→12/08							
Zubehörsatz, Bremsbacken							
2.0	66	09/88→12/97	➡	10/88→		03.0137-9273.2 669273	
2.4 i 12V 4WD	93	04/92→02/98	➡			03.0137-9290.2 669290	
 Bremsbackensatz							
2.0	66	09/88→12/97	➡	10/88→		03.0137-0310.2 650310	Ø 260 x 52
2.4 i 12V 4WD	93	04/92→02/98	➡			03.0137-0319.2 650319	Ø 295 x 52
NISSAN - PICK UP (D22) 01/97→							
 Radbremszylinder							
2.4 4WD 3.2 D 4WD	110 76	11/01→ 12/98→04/05	➡		2	24.3222-1743.3 020575 24.3222-1747.3 020576	GG ALU
2.4 i 4WD 2.5 TD 4WD	88 76	02/98→04/05 05/98→04/05	➡	→ 10/01	2	24.3222-1747.3 020576	ALU
2.4 i 4WD 2.5 dCi 4WD	98 98	03/02→04/05 03/02→	➡		2	24.3222-1743.3 020575	GG
2.5 D 4WD	61	02/98→04/05	➡	05/98→ 10/01	2	24.3222-1747.3 020576	ALU
Zubehörsatz, Bremsbacken							
2.4 3.3 4WD	79 - 110 125	01/97→ 10/02→04/07	➡			03.0137-9273.2 669273	
2.4 4WD	110	11/01→	➡	11/04→		03.0137-9290.2 669290	
2.4 i 2.5 D 2.7 D	88 61 66	02/98→04/05 02/98→04/05 02/98→04/05	➡	→ 10/01		03.0137-9273.2 669273	
2.4 i 4WD 2.5 TD 4WD	88 76	02/98→04/05 05/98→04/05	➡	→ 10/01		03.0137-9290.2 669290	
2.4 i 4WD 2.5 dCi 4WD 3.2 D 4WD	98 98 76	03/02→04/05 03/02→ 12/98→04/05	➡			03.0137-9290.2 669290	
2.5 D 4WD	61	02/98→04/05	➡	05/98→ 10/01		03.0137-9290.2 669290	
2.5 Di	98	03/02→12/10	➡	→ 04/05		03.0137-9273.2 669273	
 Bremsbackensatz							
2.4 3.3 4WD	79 - 110 125	01/97→ 10/02→04/07	➡			03.0137-0310.2 650310	Ø 260 x 52
2.4	100	11/12→	➡			03.0137-0310.2 650310 03.0137-0319.2 650319	Ø 260 x 52 Ø 295 x 52
2.4 4WD	110	11/01→	➡	11/04→		03.0137-0319.2 650319	Ø 295 x 52
2.4 i 2.5 D 2.7 D	88 61 66	02/98→04/05 02/98→04/05 02/98→04/05	➡	→ 10/01		03.0137-0310.2 650310	Ø 260 x 52
2.4 i 4WD 2.5 TD 4WD	88 76	02/98→04/05 05/98→04/05	➡	→ 10/01		03.0137-0319.2 650319	Ø 295 x 52
2.4 i 4WD 2.5 dCi 4WD 3.2 D 4WD	98 98 76	03/02→04/05 03/02→ 12/98→04/05	➡			03.0137-0319.2 650319	Ø 295 x 52
2.5 D 4WD	61	02/98→04/05	➡	05/98→ 10/01		03.0137-0319.2 650319	Ø 295 x 52
2.5 Di	98	03/02→12/10	➡	→ 04/05		03.0137-0310.2 650310	Ø 260 x 52
NISSAN - PIXO (UA0) 03/09→							
 Bremsbackensatz							
1.0 1.0 LPG	50 50	03/09→ 03/09→	➡	→ 04/13		03.0137-0503.2 650503	Ø 180 x 26 - HEB

	kw					! #		
NISSAN - PRIMASTAR Bus (X83) 03/01→								
 Seilzug, Feststellbremse								
2.0	86	04/06→		für Linkslenker; für verkürzten Radstand; Scheibenbremse; <input checked="" type="checkbox"/> / <input type="checkbox"/>		24.3727-0796.2	580796	Satz L= 1.245 L2= 498
				für Linkslenker; für verlängerten Radstand; Scheibenbremse; <input checked="" type="checkbox"/> / <input type="checkbox"/>		24.3727-0797.2	580797	Satz L= 1.643 L2= 498
				für Linkslenker; Scheibenbremse; <input type="checkbox"/>		24.3727-1068.2	581068	L= 1.503
				für Linkslenker; Scheibenbremse; <input type="checkbox"/>		24.3727-1071.2	581071	L= 1.603
2.0 dCi 115 dCi 120 dCi 150 dCi 90	88 84 84 107 66	03/01→08/06 09/08→ 09/06→ 09/06→		für verkürzten Radstand; Scheibenbremse; <input checked="" type="checkbox"/> / <input type="checkbox"/>		24.3727-0796.2	580796	Satz L= 1.245 L2= 498
				für verlängerten Radstand; Scheibenbremse; <input checked="" type="checkbox"/> / <input type="checkbox"/>		24.3727-0797.2	580797	Satz L= 1.643 L2= 498
				Scheibenbremse; <input type="checkbox"/>		24.3727-1068.2	581068	L= 1.503
				Scheibenbremse; <input type="checkbox"/>		24.3727-1071.2	581071	L= 1.603
dCi 100 dCi 140 dCi 80	74 99 60	03/01→ 07/03→ 03/01→		→ 08/06; für verkürzten Radstand; Scheibenbremse; <input checked="" type="checkbox"/> / <input type="checkbox"/>		24.3727-0796.2	580796	Satz L= 1.245 L2= 498
				→ 08/06; für verlängerten Radstand; Scheibenbremse; <input checked="" type="checkbox"/> / <input type="checkbox"/>		24.3727-0797.2	580797	Satz L= 1.643 L2= 498
				→ 08/06; Scheibenbremse; <input type="checkbox"/>		24.3727-1068.2	581068	L= 1.503
				→ 08/06; Scheibenbremse; <input type="checkbox"/>		24.3727-1071.2	581071	L= 1.603
NISSAN - PRIMASTAR Kasten (X83) 09/02→								
 Seilzug, Feststellbremse								
1.9 dCi 100	74	09/02→		→ 08/06; Kasten/Kombi; für verkürzten Radstand; Scheibenbremse; <input checked="" type="checkbox"/> / <input type="checkbox"/>		24.3727-0796.2	580796	Satz L= 1.245 L2= 498
				→ 08/06; Kasten/Kombi; für verlängerten Radstand; <input checked="" type="checkbox"/> / <input type="checkbox"/>		24.3727-0797.2	580797	Satz L= 1.643 L2= 498
				→ 08/06; Pritsche/Fahrgestell; <input type="checkbox"/>		24.3727-1068.2	581068	L= 1.503
				→ 08/06; Kasten/Kombi; Scheibenbremse; <input type="checkbox"/>		24.3727-1068.2	581068	L= 1.503
				→ 08/06; Kasten/Kombi; Scheibenbremse; <input type="checkbox"/>		24.3727-1071.2	581071	L= 1.603
				→ 08/06; Pritsche/Fahrgestell; <input type="checkbox"/>		24.3727-1071.2	581071	L= 1.603
1.9 dCi 80 2.5 dCi 140	60 99	09/02→ 07/03→		→ 08/06; für verkürzten Radstand; Scheibenbremse; <input checked="" type="checkbox"/> / <input type="checkbox"/>		24.3727-0796.2	580796	Satz L= 1.245 L2= 498
				→ 08/06; für verlängerten Radstand; <input checked="" type="checkbox"/> / <input type="checkbox"/>		24.3727-0797.2	580797	Satz L= 1.643 L2= 498
				→ 08/06; Scheibenbremse; <input type="checkbox"/>		24.3727-1068.2	581068	L= 1.503
				→ 08/06; Scheibenbremse; <input type="checkbox"/>		24.3727-1071.2	581071	L= 1.603
2.0	86	04/06→		für Linkslenker; für verkürzten Radstand; Scheibenbremse; <input checked="" type="checkbox"/> / <input type="checkbox"/>		24.3727-0796.2	580796	Satz L= 1.245 L2= 498
				für Linkslenker; für verlängerten Radstand; Scheibenbremse; <input checked="" type="checkbox"/> / <input type="checkbox"/>		24.3727-0797.2	580797	Satz L= 1.643 L2= 498
				für Linkslenker; Scheibenbremse; <input type="checkbox"/>		24.3727-1068.2	581068	L= 1.503
				für Linkslenker; Scheibenbremse; <input type="checkbox"/>		24.3727-1071.2	581071	L= 1.603
2.0 2.0 dCi 115 2.0 dCi 90 2.5 dCi 115 2.5 dCi 150	88 84 66 84 107	02/03→ 09/06→ 09/06→ 09/08→ 09/06→		für verkürzten Radstand; Scheibenbremse; <input checked="" type="checkbox"/> / <input type="checkbox"/>		24.3727-0796.2	580796	Satz L= 1.245 L2= 498
				für verlängerten Radstand; <input checked="" type="checkbox"/> / <input type="checkbox"/>		24.3727-0797.2	580797	Satz L= 1.643 L2= 498
				Scheibenbremse; <input type="checkbox"/>		24.3727-1068.2	581068	L= 1.503
				Scheibenbremse; <input type="checkbox"/>		24.3727-1071.2	581071	L= 1.603
NISSAN - PRIMASTAR Pritsche/Fahrgestell (X83) 07/02→								
 Seilzug, Feststellbremse								
1.9 dCi 100	74	07/02→08/06		Kasten/Kombi; für verkürzten Radstand; Scheibenbremse; <input checked="" type="checkbox"/> / <input type="checkbox"/>		24.3727-0796.2	580796	Satz L= 1.245 L2= 498
				Kasten/Kombi; für verlängerten Radstand; <input checked="" type="checkbox"/> / <input type="checkbox"/>		24.3727-0797.2	580797	Satz L= 1.643 L2= 498
				Kasten/Kombi; Scheibenbremse; <input type="checkbox"/>		24.3727-1068.2	581068	L= 1.503
				Pritsche/Fahrgestell; <input type="checkbox"/>		24.3727-1068.2	581068	L= 1.503
				Pritsche/Fahrgestell; <input type="checkbox"/>		24.3727-1071.2	581071	L= 1.603
				Kasten/Kombi; Scheibenbremse; <input type="checkbox"/>		24.3727-1071.2	581071	L= 1.603
1.9 dCi 80 2.5 dCi 140	60 99	07/02→08/06 07/02→08/06		für verkürzten Radstand; Scheibenbremse; <input checked="" type="checkbox"/> / <input type="checkbox"/>		24.3727-0796.2	580796	Satz L= 1.245 L2= 498
				für verlängerten Radstand; <input checked="" type="checkbox"/> / <input type="checkbox"/>		24.3727-0797.2	580797	Satz L= 1.643 L2= 498
				Scheibenbremse; <input type="checkbox"/>		24.3727-1068.2	581068	L= 1.503
				Scheibenbremse; <input type="checkbox"/>		24.3727-1071.2	581071	L= 1.603
→								



	kw					! #		
NISSAN - PRIMASTAR Pritsche/Fahrgestell (X83) 07/02→								
 Seilzug, Feststellbremse								
2.0	88	07/02→08/06		für Linkslenker; Scheibenbremse; 		24.3727-0796.2	580796	Satz L= 1.245 L2= 498
				für Linkslenker; Scheibenbremse; 		24.3727-0797.2	580797	Satz L= 1.643 L2= 498
				für Linkslenker; Scheibenbremse; 		24.3727-1068.2	581068	L= 1.503
				für Linkslenker; Scheibenbremse; 		24.3727-1071.2	581071	L= 1.603
2.5 dCi 150	107	04/06→		09/06→; für verkürzten Radstand; Scheibenbremse;  / 		24.3727-0796.2	580796	Satz L= 1.245 L2= 498
				09/06→; für verlängerten Radstand;  / 		24.3727-0797.2	580797	Satz L= 1.643 L2= 498
				09/06→; Scheibenbremse; 		24.3727-1068.2	581068	L= 1.503
				09/06→; Scheibenbremse; 		24.3727-1071.2	581071	L= 1.603
NISSAN - PRIMERA (P11) 06/96→12/01								
 Radbremszylinder								
1.6 16V	66 - 78	06/96→12/01			2	24.3220-1718.3	020438	BDX GG
2.0 TD	66	09/96→12/01						
Zubehörsatz, Bremsbacken								
1.6 16V	66 - 78	06/96→12/01				03.0137-9228.2	669228	BDX
2.0 TD	66	09/96→12/01						
 Bremsbackensatz								
1.6 16V	66 - 78	06/96→12/01				03.0137-0351.2	650351	BDX Ø 229 x 42 + HEB
2.0 TD	66	09/96→12/01				03.0525-0020.3	EQ0020	BDX Ø 229 x 42 - RZ / + Zub Easy Quick
 Seilzug, Feststellbremse								
1.6 16V	66 - 78	06/96→12/01		Trommelbremse; 		24.3727-1713.2	581713	L= 1.620
2.0 TD	66	09/96→12/01						
1.8 16V	84	08/99→12/01		Scheibenbremse; 		24.3727-1730.2	581730	L= 1.657
2.0 16V	85 - 110	06/96→12/01		Scheibenbremse; 		24.3727-1731.2	581731	L= 1.632
NISSAN - PRIMERA (P12) 01/02→								
 Seilzug, Feststellbremse								
1.6	78	03/02→08/08		Scheibenbremse; 		24.3727-1723.2	581723	L= 236
1.8	85	03/02→10/08		Scheibenbremse; 		24.3727-1728.2	581728	L= 1.778
1.8 LPG	85	03/02→						
1.9 dCi	88	04/03→10/07		Scheibenbremse; 		24.3727-1729.2	581729	L= 1.778
2.0	103	03/02→10/08						
2.2 dCi	102	04/03→04/06						
1.6	80	01/02→04/06		03/02→; Scheibenbremse; 		24.3727-1723.2	581723	L= 236
				03/02→; Scheibenbremse; 		24.3727-1728.2	581728	L= 1.778
				03/02→; Scheibenbremse; 		24.3727-1729.2	581729	L= 1.778
1.9 dCi	85	08/02→10/07		04/03→; Scheibenbremse; 		24.3727-1723.2	581723	L= 236
				04/03→; Scheibenbremse; 		24.3727-1728.2	581728	L= 1.778
				04/03→; Scheibenbremse; 		24.3727-1729.2	581729	L= 1.778
2.2 Di	93	03/02→05/07		→ 04/03; Scheibenbremse; 		24.3727-1723.2	581723	L= 236
				→ 04/03; Scheibenbremse; 		24.3727-1728.2	581728	L= 1.778
				→ 04/03; Scheibenbremse; 		24.3727-1729.2	581729	L= 1.778
NISSAN - PRIMERA Hatchback (P11) 06/96→07/02								
 Radbremszylinder								
1.6 16V	66 - 78	09/96→07/02		→ 02/02	2	24.3220-1718.3	020438	BDX GG
1.6 16V LPG	78	09/00→07/02						
2.0 TD	66	09/96→07/02						
Zubehörsatz, Bremsbacken								
1.6 16V	66 - 78	09/96→07/02		→ 02/02		03.0137-9228.2	669228	BDX
1.6 16V LPG	78	09/00→07/02						
2.0 TD	66	09/96→07/02						
 Bremsbackensatz								
1.6 16V	66 - 78	09/96→07/02		→ 02/02		03.0137-0351.2	650351	BDX Ø 229 x 42 + HEB
1.6 16V LPG	78	09/00→07/02						
→								

	kw					! #		
NISSAN - PRIMERA Hatchback (P11) 06/96→07/02								
 Bremsbackensatz								
2.0 TD	66	09/96→07/02	➡	→ 02/02			03.0525-0020.3 EQ0020	BDX Ø 229 x 42 - RZ / + Zub Easy Quick
 Seilzug, Feststellbremse								
1.6 16V	66 - 78	09/96→07/02		→ 02/02; Trommelbremse; 			24.3727-1713.2 581713	L= 1.620
1.6 16V LPG	78	09/00→07/02						
2.0 TD	66	09/96→07/02						
1.8 16V	84	08/99→07/02		→ 02/02; Scheibenbremse; 			24.3727-1730.2 581730	L= 1.657
1.8 16V LPG	84	08/99→07/02						
2.0 16V	85 - 110	09/96→07/02		→ 02/02; Scheibenbremse; 			24.3727-1731.2 581731	L= 1.632
2.0 16V LPG	96	09/96→07/02						
NISSAN - PRIMERA Hatchback (P12) 01/02→								
 Seilzug, Feststellbremse								
1.6	78 - 80	07/02→08/08		Scheibenbremse; 			24.3727-1723.2 581723	L= 236
1.8	85	07/02→10/08		Scheibenbremse; 			24.3727-1728.2 581728	L= 1.778
1.9 dCi	88	04/03→10/07		Scheibenbremse; 			24.3727-1729.2 581729	L= 1.778
2.0	103	07/02→10/08						
1.9 dCi	85	08/02→10/07		04/03→; Scheibenbremse; 			24.3727-1723.2 581723	L= 236
				04/03→; Scheibenbremse; 			24.3727-1728.2 581728	L= 1.778
				04/03→; Scheibenbremse; 			24.3727-1729.2 581729	L= 1.778
2.2 dCi	102	04/03→		→ 10/07; Scheibenbremse; 			24.3727-1723.2 581723	L= 236
				→ 10/07; Scheibenbremse; 			24.3727-1728.2 581728	L= 1.778
				→ 10/07; Scheibenbremse; 			24.3727-1729.2 581729	L= 1.778
2.2 Di	93	07/02→05/07		→ 04/03; Scheibenbremse; 			24.3727-1723.2 581723	L= 236
				→ 04/03; Scheibenbremse; 			24.3727-1728.2 581728	L= 1.778
				→ 04/03; Scheibenbremse; 			24.3727-1729.2 581729	L= 1.778
NISSAN - PRIMERA Kombi (WP12) 01/02→								
 Seilzug, Feststellbremse								
1.6 Visia	80	01/02→04/06		03/02→; Scheibenbremse; 			24.3727-1723.2 581723	L= 236
				03/02→; Scheibenbremse; 			24.3727-1728.2 581728	L= 1.778
				03/02→; Scheibenbremse; 			24.3727-1729.2 581729	L= 1.778
1.8	85	03/02→05/07		Scheibenbremse; 			24.3727-1723.2 581723	L= 236
2.2 Di	93	03/02→04/03		Scheibenbremse; 			24.3727-1728.2 581728	L= 1.778
				Scheibenbremse; 			24.3727-1729.2 581729	L= 1.778
1.9 dCi	85	08/02→10/07		04/03→; Scheibenbremse; 			24.3727-1723.2 581723	L= 236
				04/03→; Scheibenbremse; 			24.3727-1728.2 581728	L= 1.778
				04/03→; Scheibenbremse; 			24.3727-1729.2 581729	L= 1.778
1.9 dCi	88	04/03→		→ 10/07; Scheibenbremse; 			24.3727-1723.2 581723	L= 236
2.2 dCi	102	04/03→		→ 10/07; Scheibenbremse; 			24.3727-1728.2 581728	L= 1.778
				→ 10/07; Scheibenbremse; 			24.3727-1729.2 581729	L= 1.778
2.0	103	03/02→		→ 10/08; Scheibenbremse; 			24.3727-1723.2 581723	L= 236
				→ 10/08; Scheibenbremse; 			24.3727-1728.2 581728	L= 1.778
				→ 10/08; Scheibenbremse; 			24.3727-1729.2 581729	L= 1.778
NISSAN - PRIMERA Traveller (W10) 07/90→03/98								
 Radbremszylinder								
1.6 i	66 - 75	07/90→03/98	➡	- ABS	2		24.3220-1703.3 020391	GG
Zubehörsatz, Bremsbacken								
1.6 i	66 - 75	07/90→03/98	➡	- ABS			03.0137-9112.2 669112	
 Seilzug, Feststellbremse								
1.6 i	66 - 75	07/90→03/98		- ABS; Trommelbremse; 			24.3727-1701.2 581701	L= 250
				+ ABS; Scheibenbremse; 			24.3727-1701.2 581701	L= 250
2.0 i	85	07/90→03/98		→ 12/95; Scheibenbremse; 			24.3727-1701.2 581701	L= 250

NISSAN - PRIMERA Traveller (WP11) 06/96→01/02

Seilzug, Feststellbremse

1.6 16V	66 - 73	04/98→12/01		→ 03/01; Scheibenbremse; <input type="checkbox"/>	24.3727-1716.2	581716	L= 1.642
1.8 16V 1.8 16V LPG 2.0 16V	84	08/99→12/01		→ 03/01; Scheibenbremse; <input type="checkbox"/>	24.3727-1717.2	581717	L= 1.668
2.0 TD	103	08/99→12/01					
2.0 16V	96 - 103	04/98→12/01					
2.0 16V	66	04/98→12/01					
2.0 16V	85	06/96→12/01		04/98→ 03/01; Scheibenbremse; <input type="checkbox"/>	24.3727-1716.2	581716	L= 1.642
				04/98→ 03/01; Scheibenbremse; <input type="checkbox"/>	24.3727-1717.2	581717	L= 1.668

NISSAN - QASHQAI / QASHQAI +2 I (J10, NJ10, JJ10E) 12/06→04/14

Bremsbackensatz, Feststellbremse

1.5 dCi	76 - 81	02/07→12/13			03.0137-3012.2	653012	Ø 172 x 32 - HEB
1.6	81 - 86	02/07→12/13					
1.6 dCi	96	10/11→12/13					
1.6 dCi All-wheel Drive	96	10/11→12/13					
1.6 LPG	86	11/10→12/13					
2.0	102 - 104	02/07→04/14					
2.0 All-wheel Drive	102 - 104	02/07→04/14					
2.0 dCi	110	02/07→12/13					
2.0 dCi All-wheel Drive	110	02/07→12/13					

Zubehörsatz, Feststellbremsbacken

1.5 dCi	76 - 81	02/07→12/13			03.0137-9335.2	669335	
1.6	81 - 86	02/07→12/13					
1.6 dCi	96	10/11→12/13					
1.6 dCi All-wheel Drive	96	10/11→12/13					
1.6 LPG	86	11/10→12/13					
2.0	102 - 104	02/07→04/14					
2.0 All-wheel Drive	102 - 104	02/07→04/14					
2.0 dCi	110	02/07→12/13					
2.0 dCi All-wheel Drive	110	02/07→12/13					
















Seilzug, Feststellbremse













1.5 dCi	76 - 78	02/07→12/13		Scheibenbremse; <input checked="" type="checkbox"/>	24.3727-1732.2	581732	L= 262
1.6	81 - 84	02/07→12/13		08/08→; Scheibenbremse; <input checked="" type="checkbox"/>	24.3727-1732.2	581732	L= 262
2.0	104	02/07→12/13		für verkürzten Radstand; Scheibenbremse; <input type="checkbox"/>	24.3727-1738.2	581738	L= 1.703
2.0 All-wheel Drive	104	02/07→12/13		für verkürzten Radstand; Scheibenbremse; <input type="checkbox"/>	24.3727-1739.2	581739	L= 1.705
2.0 dCi	110	02/07→12/13		08/08→; für verlängerten Radstand; Scheibenbremse; <input type="checkbox"/>	24.3727-1740.2	581740	L= 1.833
2.0 dCi All-wheel Drive	110	02/07→12/13		08/08→; für verlängerten Radstand; Scheibenbremse; <input type="checkbox"/>	24.3727-1741.2	581741	L= 1.835
1.5 dCi	81	01/10→12/13		Scheibenbremse; <input checked="" type="checkbox"/>	24.3727-1732.2	581732	L= 262
1.6	86	11/10→12/13		für verkürzten Radstand; Scheibenbremse; <input type="checkbox"/>	24.3727-1738.2	581738	L= 1.703
1.6 dCi	96	10/11→12/13		für verkürzten Radstand; Scheibenbremse; <input type="checkbox"/>	24.3727-1739.2	581739	L= 1.705
1.6 dCi All-wheel Drive	96	10/11→12/13		für verlängerten Radstand; Scheibenbremse; <input type="checkbox"/>	24.3727-1740.2	581740	L= 1.833
1.6 LPG	86	11/10→12/13		für verlängerten Radstand; Scheibenbremse; <input type="checkbox"/>	24.3727-1741.2	581741	L= 1.835
2.0	102	02/07→12/13		Scheibenbremse; <input checked="" type="checkbox"/>	24.3727-1732.2	581732	L= 262
2.0 All-wheel Drive	102	02/07→12/13		für verkürzten Radstand; Scheibenbremse; <input type="checkbox"/>	24.3727-1738.2	581738	L= 1.703
				für verkürzten Radstand; Scheibenbremse; <input type="checkbox"/>	24.3727-1739.2	581739	L= 1.705
2.0	103	01/10→04/14		für Linkslenker; <input checked="" type="checkbox"/>	24.3727-1732.2	581732	L= 262
2.0 All-wheel Drive	103	01/10→04/14		für Linkslenker; <input type="checkbox"/>	24.3727-1740.2	581740	L= 1.833
				für Linkslenker; <input type="checkbox"/>	24.3727-1741.2	581741	L= 1.835













NISSAN - QASHQAI / QASHQAI +2 I VAN (J10, JJ10E) 12/06→04/14














Bremsbackensatz, Feststellbremse


















1.5 dCi	81	03/13→04/14			03.0137-3012.2	653012	Ø 172 x 32 - HEB
1.6 CVTC	86	03/13→04/14					








	kw					! #		
NISSAN - QASHQAI / QASHQAI +2 I VAN (J10, JJ10E) 12/06→04/14								
 Bremsbackensatz, Feststellbremse								
1.6 dCi	96	03/13→04/14	➔			03.0137-3012.2	653012	Ø 172 x 32 - HEB
1.6 dCi All-wheel Drive	96	03/13→04/14						
2.0	104	03/13→04/14						
2.0 All-wheel Drive	104	03/13→04/14						
2.0 dCi All-wheel Drive	110	03/13→04/14						
Zubehörsatz, Feststellbremsbacken								
1.5 dCi	81	03/13→04/14	➔			03.0137-9335.2	669335	
1.6 CVTC	86	03/13→04/14						
1.6 dCi	96	03/13→04/14						
1.6 dCi All-wheel Drive	96	03/13→04/14						
2.0	104	03/13→04/14						
2.0 All-wheel Drive	104	03/13→04/14						
2.0 dCi All-wheel Drive	110	03/13→04/14						
 Seilzug, Feststellbremse								
1.5 dCi	81	03/13→04/14		Scheibenbremse; <input checked="" type="checkbox"/>		24.3727-1732.2	581732	L= 262
1.6 CVTC	86	03/13→04/14		für verkürzten Radstand;		24.3727-1738.2	581738	L= 1.703
1.6 dCi	96	03/13→04/14		Scheibenbremse; <input type="checkbox"/>				
1.6 dCi All-wheel Drive	96	03/13→04/14		für verkürzten Radstand;		24.3727-1739.2	581739	L= 1.705
2.0	104	03/13→04/14		Scheibenbremse; <input type="checkbox"/>				
2.0 All-wheel Drive	104	03/13→04/14		für verlängerten Radstand;		24.3727-1740.2	581740	L= 1.833
2.0 dCi All-wheel Drive	110	03/13→04/14		Scheibenbremse; <input type="checkbox"/>				
				für verlängerten Radstand;		24.3727-1741.2	581741	L= 1.835
				Scheibenbremse; <input type="checkbox"/>				
NISSAN - QASHQAI II SUV (J11, J11_) 11/13→								
 Bremsbackensatz, Feststellbremse								
1.5 dCi	81	11/13→	➔	→ 01/14		03.0137-3012.2	653012	Ø 172 x 32 - HEB
Zubehörsatz, Feststellbremsbacken								
1.5 dCi	81	11/13→	➔	→ 01/14		03.0137-9335.2	669335	
 Seilzug, Feststellbremse								
1.5 dCi	81	11/13→		→ 01/14; Scheibenbremse; <input checked="" type="checkbox"/>		24.3727-1732.2	581732	L= 262
				→ 01/14; für verkürzten Radstand;		24.3727-1738.2	581738	L= 1.703
				Scheibenbremse; <input type="checkbox"/>				
				→ 01/14; für verkürzten Radstand;		24.3727-1739.2	581739	L= 1.705
				Scheibenbremse; <input type="checkbox"/>				
				→ 01/14; für verlängerten Radstand;		24.3727-1740.2	581740	L= 1.833
				Scheibenbremse; <input type="checkbox"/>				
				→ 01/14; für verlängerten Radstand;		24.3727-1741.2	581741	L= 1.835
				Scheibenbremse; <input type="checkbox"/>				
NISSAN - QUEST (E52) 09/09→								
 Bremsbackensatz, Feststellbremse								
3.5 V6	194	02/12→	➔			03.0137-3041.2	653041	Ø 190 x 33 - HEB
Zubehörsatz, Feststellbremsbacken								
3.5 V6	194	02/12→	➔			03.0137-9343.2	669343	
NISSAN - QUEST (V42) 05/03→								
 Bremsbackensatz, Feststellbremse								
3.5	176	05/03→	➔			03.0137-3041.2	653041	Ø 190 x 33 - HEB
NISSAN - ROGUE 01/07→12/15								
 Bremsbackensatz, Feststellbremse								
2.5	124 - 127	01/07→12/13	➔			03.0137-3012.2	653012	Ø 172 x 32 - HEB
2.5 AWD	124 - 127	01/07→12/13						
NISSAN - SENTRA V (B15) 07/98→12/07								
 Bremsbackensatz								
2.5	129	06/02→08/06	➔			03.0137-0443.2	650443	Ø 203 x 37 - HEB















	kw					! #		
NISSAN - SENTRA VII (B17) 08/12→								
 Bremsbackensatz, Feststellbremse								
1.6 1.8	86 96	08/14→ 08/12→	➔				03.0137-3012.2 653012	Ø 172 x 32 - HEB
Zubehörsatz, Feststellbremsbacken								
1.6 1.8	86 96	08/14→ 08/12→	➔				03.0137-9335.2 669335	
NISSAN - SERENA (C23) 06/91→09/01								
 Radbremszylinder								
1.6 2.0 2.3 D 2.0 D	71 93 55 49	02/93→09/01 11/92→09/01 01/95→09/01 06/91→09/01	➔			2	24.3223-1709.3 020444	GG
			➔	→ 08/94		2	24.3223-1709.3 020444	GG
Zubehörsatz, Bremsbacken								
1.6	71	02/93→09/01	➔	10/95→ 05/96; für Fahrzeuge ohne Hochdach			03.0137-9169.2 669169	
			➔	12/94→ 05/96; für Fahrzeuge mit Hochdach			03.0137-9169.2 669169	
			➔	06/96→; für Fahrzeuge mit Hochdach			03.0137-9169.2 669169	
			➔	→ 09/95; für Fahrzeuge ohne Hochdach			03.0137-9169.2 669169	
			➔	06/96→; für Fahrzeuge ohne Hochdach			03.0137-9169.2 669169	
2.0	93	11/92→09/01	➔	10/95→ 05/96			03.0137-9169.2 669169	
			➔	→ 09/95			03.0137-9169.2 669169	
			➔	06/96→			03.0137-9169.2 669169	
2.0 D	49	06/91→09/01	➔	→ 08/94			03.0137-9169.2 669169	
2.3 D	55	01/95→09/01	➔	06/96→; für Fahrzeuge mit Hochdach			03.0137-9169.2 669169	
			➔	10/95→ 05/96; für Fahrzeuge ohne Hochdach			03.0137-9169.2 669169	
			➔	06/96→; für Fahrzeuge ohne Hochdach			03.0137-9169.2 669169	
			➔	→ 09/95; für Fahrzeuge ohne Hochdach			03.0137-9169.2 669169	
			➔	→ 05/96; für Fahrzeuge mit Hochdach			03.0137-9169.2 669169	
 Bremstrommel								
1.6 2.0 2.3 D 2.0 D	71 93 55 49	02/93→09/01 11/92→09/01 01/95→09/01 06/91→09/01	➔				24.0225-4012.1 480153	Ø 294 x 67 / 255,5
			➔	→ 08/94			24.0225-4012.1 480153	Ø 294 x 67 / 255,5
 Bremsbackensatz								
1.6	71	02/93→09/01	➔	→ 09/95; für Fahrzeuge ohne Hochdach			03.0137-0269.2 650269	Ø 254 x 57 + HEB
			➔	06/96→; für Fahrzeuge ohne Hochdach			03.0137-0361.2 650361	Ø 254 x 57 + HEB
			➔	12/94→ 05/96; für Fahrzeuge mit Hochdach			03.0137-0376.2 650376	Ø 254 x 58 + HEB
2.0	93	11/92→09/01	➔	→ 09/95			03.0137-0269.2 650269	Ø 254 x 57 + HEB
			➔	06/96→			03.0137-0361.2 650361	Ø 254 x 57 + HEB
2.0 D	49	06/91→09/01	➔	→ 08/94			03.0137-0269.2 650269	Ø 254 x 57 + HEB
2.3 D	55	01/95→09/01	➔	→ 09/95; für Fahrzeuge ohne Hochdach			03.0137-0269.2 650269	Ø 254 x 57 + HEB
			➔	06/96→; für Fahrzeuge ohne Hochdach			03.0137-0361.2 650361	Ø 254 x 57 + HEB
			➔	→ 05/96; für Fahrzeuge mit Hochdach			03.0137-0376.2 650376	Ø 254 x 58 + HEB
 Seilzug, Feststellbremse								
1.6	71	02/93→09/01		06/94→; Trommelbremse; ☐			24.3727-1726.2 581726	L= 1.608
				06/94→; Trommelbremse; ☑			24.3727-1727.2 581727	L= 1.234
2.0 D	49	06/91→09/01		06/94→ 08/94; Trommelbremse; ☐			24.3727-1726.2 581726	L= 1.608
				06/94→ 08/94; Trommelbremse; ☑			24.3727-1727.2 581727	L= 1.234
2.3 D	55	01/95→09/01		Trommelbremse; ☐			24.3727-1726.2 581726	L= 1.608
				Trommelbremse; ☑			24.3727-1727.2 581727	L= 1.234
NISSAN - SUNNY III Kasten/Kombi (Y10) 11/90→03/00								
Zubehörsatz, Bremsbacken								
1.6 i 16V 1.7 D →	66 40	10/92→03/00 11/90→03/00	➔				03.0137-9112.2 669112	

	kw					! #		
NISSAN - SUNNY III Kasten/Kombi (Y10) 11/90→03/00								
 Seilzug, Feststellbremse								
1.6 i 16V 1.7 D	66 40	10/92→03/00 11/90→03/00		Trommelbremse; 		24.3727-1701.2	581701	L= 250
NISSAN - SUNNY III Traveller (Y10) 11/90→03/00								
Zubehörsatz, Bremsbacken								
1.6 1.6 i 1.6 i 16V 4x4 2.0 D	75 66 75 55	07/95→03/00 06/91→03/00 10/92→03/00 06/91→03/00	➡			03.0137-9112.2	669112	
 Seilzug, Feststellbremse								
1.6 1.6 i 1.6 i 16V 4x4 2.0 D	75 66 75 55	07/95→03/00 06/91→03/00 10/92→03/00 06/91→03/00		Trommelbremse; 		24.3727-1701.2	581701	L= 250
NISSAN - TERRANO II (R20) 10/92→09/07								
 Radbremszylinder								
2.4 4WD	85	05/96→01/02	➡	10/99→; + ABS; Türenanzahl: 2	2	24.3220-1121.3	020343	GG
			➡	10/99→; Türenanzahl: 2; - ABS	2	24.3222-1124.3	020344	GG
			➡	10/99→; + ABS; Türenanzahl: 4	2	24.3222-1124.3	020344	GG
			➡	10/99→; Türenanzahl: 4; - ABS	2	24.3223-1706.3	020479	GG
			➡	→ 09/99; Türenanzahl: 2	2	24.3223-1709.3	020444	GG
			➡	→ 09/99; Türenanzahl: 4	2	24.3225-1703.3	020481	GG
2.4 4WD	87	05/96→09/07	➡	10/99→ 01/02; + ABS; Türenanzahl: 2	2	24.3220-1121.3	020343	GG
			➡	10/99→ 01/02; Türenanzahl: 2; - ABS	2	24.3222-1124.3	020344	GG
			➡	10/99→ 01/02; + ABS; Türenanzahl: 4	2	24.3222-1124.3	020344	GG
			➡	10/99→ 01/02; Türenanzahl: 4; - ABS	2	24.3223-1706.3	020479	GG
			➡	02/02→ 11/05; Türenanzahl: 4	2	24.3223-1706.3	020479	GG
			➡	→ 09/99; Türenanzahl: 2	2	24.3223-1709.3	020444	GG
			➡	→ 09/99; Türenanzahl: 4	2	24.3225-1703.3	020481	GG
2.4 i 12V 4WD	91	02/93→12/97	➡	→ 04/96; Türenanzahl: 2	2	24.3222-1717.3	020443	GG
			➡	→ 04/96; Türenanzahl: 4	2	24.3223-1709.3	020444	GG
2.7 TD 4WD	74	02/93→01/02	➡	10/99→; + ABS; Türenanzahl: 2	2	24.3220-1121.3	020343	GG
			➡	10/99→; Türenanzahl: 2; - ABS	2	24.3222-1124.3	020344	GG
			➡	10/99→; + ABS; Türenanzahl: 4	2	24.3222-1124.3	020344	GG
			➡	→ 04/96; Türenanzahl: 2	2	24.3222-1717.3	020443	GG
			➡	10/99→; Türenanzahl: 4; - ABS	2	24.3223-1706.3	020479	GG
			➡	05/96→ 09/99; Türenanzahl: 2	2	24.3223-1709.3	020444	GG
			➡	→ 04/96; Türenanzahl: 4	2	24.3223-1709.3	020444	GG
			➡	05/96→ 09/99; Türenanzahl: 4	2	24.3225-1703.3	020481	GG
2.7 TDi 4WD	92	05/96→09/07	➡	10/99→ 01/02; + ABS; Schaltgetriebe; Türenanzahl: 2	2	24.3220-1121.3	020343	GG
			➡	10/99→ 01/02; Automatikgetriebe; Türenanzahl: 2	2	24.3220-1121.3	020343	GG
			➡	10/99→ 01/02; Türenanzahl: 2; - ABS; Schaltgetriebe	2	24.3222-1124.3	020344	GG
			➡	02/02→ 11/05; Türenanzahl: 2	2	24.3222-1124.3	020344	GG
			➡	10/99→ 01/02; + ABS; Schaltgetriebe; Türenanzahl: 4	2	24.3222-1124.3	020344	GG
			➡	10/99→ 01/02; - ABS; Automatikgetriebe; Türenanzahl: 4	2	24.3222-1124.3	020344	GG
			➡	02/02→ 11/05; Türenanzahl: 4	2	24.3223-1706.3	020479	GG
			➡	10/99→ 01/02; Türenanzahl: 4; - ABS; Schaltgetriebe	2	24.3223-1706.3	020479	GG
			➡	→ 09/99; Türenanzahl: 2	2	24.3223-1709.3	020444	GG
			➡	→ 09/99; Türenanzahl: 4	2	24.3225-1703.3	020481	GG
3.0 Di 4WD	113	05/02→09/07	➡	→ 04/06; Türenanzahl: 2	2	24.3222-1124.3	020344	GG
			➡	→ 04/06; Türenanzahl: 4	2	24.3223-1706.3	020479	GG
Zubehörsatz, Bremsbacken								
2.4 4WD →	85	05/96→01/02	➡	→ 09/99		03.0137-9169.2	669169	












	kw			 	! #		
NISSAN - TERRANO II (R20) 10/92→09/07							
Zubehörsatz, Bremsbacken							
2.7 TD 4WD	74	02/93→01/02	➡	10/99→		03.0137-9268.2 669268	
2.4 4WD	87	05/96→09/07	➡	→ 09/99		03.0137-9169.2 669169	
2.7 TDi 4WD	92	05/96→09/07	➡	10/99→ 11/05		03.0137-9268.2 669268	
2.4 i 12V 4WD	91	02/93→12/97	➡	→ 04/96		03.0137-9169.2 669169	
3.0 Di 4WD	113	05/02→09/07	➡	→ 04/06		03.0137-9268.2 669268	
 Bremstrommel							
2.4 4WD	85 - 87	05/96→09/07	➡	→ 09/99		24.0225-4014.1 480155	Ø 294 x 65 / 255,5
2.7 TD 4WD	74	02/93→01/02					
2.7 TDi 4WD	92	05/96→09/07					
2.4 i 12V 4WD	91	02/93→12/97	➡	→ 04/96		24.0225-4014.1 480155	Ø 294 x 65 / 255,5
 Bremsbackensatz							
2.4 4WD	85	05/96→01/02	➡	→ 09/99		03.0137-0376.2 650376	Ø 254 x 58 + HEB
2.7 TD 4WD	74	02/93→01/02	➡	10/99→		03.0137-0469.2 650469	Ø 280 x 65 + HEB
2.4 4WD	87	05/96→09/07	➡	→ 09/99		03.0137-0376.2 650376	Ø 254 x 58 + HEB
2.7 TDi 4WD	92	05/96→09/07	➡	10/99→ 11/05		03.0137-0469.2 650469	Ø 280 x 65 + HEB
2.4 i 12V 4WD	91	02/93→12/97	➡	→ 04/96		03.0137-0376.2 650376	Ø 254 x 58 + HEB
3.0 Di 4WD	113	05/02→09/07	➡	→ 04/06		03.0137-0469.2 650469	Ø 280 x 65 + HEB
NISSAN - TERRANO II Van (R20) 06/98→09/07							
 Radbremszylinder							
2.7 TDi 4WD	92	06/98→09/07	➡	10/99→ 01/02; Automatikgetriebe; Türenanzahl: 2	24.3220-1121.3 020343	GG	
			➡	10/99→ 01/02; + ABS; Schaltgetriebe; Türenanzahl: 2	24.3220-1121.3 020343	GG	
			➡	10/99→ 01/02; Türenanzahl: 2; - ABS; Schaltgetriebe	24.3222-1124.3 020344	GG	
			➡	10/99→ 01/02; - ABS; Automatikgetriebe; Türenanzahl: 4	24.3222-1124.3 020344	GG	
			➡	02/02→ 11/05; Türenanzahl: 2	24.3222-1124.3 020344	GG	
			➡	10/99→ 01/02; + ABS; Schaltgetriebe; Türenanzahl: 4	24.3222-1124.3 020344	GG	
			➡	02/02→ 11/05; Türenanzahl: 4	24.3223-1706.3 020479	GG	
			➡	10/99→ 01/02; Türenanzahl: 4; - ABS; Schaltgetriebe	24.3223-1706.3 020479	GG	
			➡	→ 09/99; Türenanzahl: 2	24.3223-1709.3 020444	GG	
3.0 Di 4WD	113	04/03→09/07	➡	→ 04/06; Türenanzahl: 2	24.3222-1124.3 020344	GG	
			➡	→ 04/06; Türenanzahl: 4	24.3223-1706.3 020479	GG	
Zubehörsatz, Bremsbacken							
2.7 TDi 4WD	92	06/98→09/07	➡	→ 09/99	03.0137-9169.2 669169		
			➡	10/99→ 11/05	03.0137-9268.2 669268		
3.0 Di 4WD	113	04/03→09/07	➡	→ 04/06	03.0137-9268.2 669268		
 Bremstrommel							
2.7 TDi 4WD	92	06/98→09/07	➡	→ 09/99		24.0225-4014.1 480155	Ø 294 x 65 / 255,5
 Bremsbackensatz							
2.7 TDi 4WD	92	06/98→09/07	➡	→ 09/99	03.0137-0376.2 650376	Ø 254 x 58 + HEB	
			➡	10/99→ 11/05	03.0137-0469.2 650469	Ø 280 x 65 + HEB	
3.0 Di 4WD	113	04/03→09/07	➡	→ 04/06	03.0137-0469.2 650469	Ø 280 x 65 + HEB	
NISSAN - TIIDA Schrägheck (C12) 08/10→							
 Bremsbackensatz, Feststellbremse							
1.6	85 - 140	08/12→	➡		03.0137-3012.2 653012	Ø 172 x 32 - HEB	
1.6 CVTC	80 - 86	08/12→					
1.8	96	08/12→					
→							















	kw			 	! #		
NISSAN - TIIDA Schrägheck (C12) 08/10→							
Zubehörsatz, Feststellbremsbacken							
1.6	85	08/12→	➔			03.0137-9335.2	669335
1.6 CVTC	140	80 - 08/12→					
	86	86					
1.8	96	08/12→					
NISSAN - TRADE Bus 06/96→10/01							
 Radbremszylinder							
3.0 TDiC	78	06/96→10/01	➔			24.3225-1102.3	020318 GG
NISSAN - TRADE Kasten 01/96→12/00							
 Radbremszylinder							
100	78	01/96→12/98	➔	06/96→		24.3225-1102.3	020318 GG
75	55	05/97→12/00	➔			24.3225-1102.3	020318 GG
NISSAN - TRADE Kasten 04/93→10/98							
 Radbremszylinder							
3.0 D	63	04/93→10/98	➔			24.3225-1102.3	020318 GG
NISSAN - TRADE Kasten 06/96→10/01							
 Radbremszylinder							
3.0 TDiC	78	06/96→10/01	➔			24.3225-1102.3	020318 GG
NISSAN - TRADE Pritsche/Fahrgestell 04/93→10/98							
 Radbremszylinder							
3.0 D	63	04/93→10/98	➔			24.3225-1102.3	020318 GG
NISSAN - TRADE Pritsche/Fahrgestell 11/98→09/04							
 Radbremszylinder							
2.3 D	55	11/98→04/01	➔			24.3225-1102.3	020318 GG
NISSAN - TRADE Pritsche/Fahrgestell 06/96→10/01							
 Radbremszylinder							
2.3 D	55	06/96→10/01	➔			24.3225-1102.3	020318 GG
3.0 TDiC	78	06/96→10/01					
NISSAN - TRADE Pritsche/Fahrgestell 01/94→12/98							
 Radbremszylinder							
3.0 D	63	01/94→12/98	➔	→ 10/98		24.3225-1102.3	020318 GG
3.0 D	78	01/96→12/98	➔	06/96→		24.3225-1102.3	020318 GG
NISSAN - URVAN Kasten (E24) 06/86→05/97							
Zubehörsatz, Bremsbacken							
2.0	64	05/87→05/97	➔			03.0137-9273.2	669273
2.3 D	51	01/88→05/97	➔	→ 12/88		03.0137-9273.2	669273
2.5 D	59	12/88→05/97	➔	01/89→		03.0137-9273.2	669273
 Bremsbackensatz							
2.0	64	05/87→05/97	➔			03.0137-0310.2	650310 Ø 260 x 52
2.3 D	51	01/88→05/97	➔	→ 12/88		03.0137-0310.2	650310 Ø 260 x 52
2.5 D	59	12/88→05/97	➔	01/89→		03.0137-0310.2	650310 Ø 260 x 52
NISSAN - VANETTE CARGO Bus (HC 23) 04/94→05/01							
 Radbremszylinder							
1.6 i	72	01/96→05/01	➔			24.3223-1709.3	020444 GG
2.3 D	55	09/94→05/01					
Zubehörsatz, Bremsbacken							
1.6 i	72	01/96→05/01	➔	06/96→; für Fahrzeuge mit Hochdach		03.0137-9169.2	669169
			➔	06/96→; für Fahrzeuge ohne Hochdach		03.0137-9169.2	669169
			➔	→ 05/96; für Fahrzeuge ohne Hochdach		03.0137-9169.2	669169
→							















	kw					! #		
NISSAN - VANETTE CARGO Bus (HC 23) 04/94→05/01								
Zubehörsatz, Bremsbacken								
1.6 i	72	01/96→05/01	➔	→ 05/96; für Fahrzeuge mit Hochdach		03.0137-9169.2	669169	
2.3 D	55	09/94→05/01	➔	10/95→ 05/96; für Fahrzeuge ohne Hochdach		03.0137-9169.2	669169	
			➔	12/94→ 05/96; für Fahrzeuge mit Hochdach		03.0137-9169.2	669169	
			➔	06/96→; für Fahrzeuge mit Hochdach		03.0137-9169.2	669169	
			➔	→ 09/95; für Fahrzeuge ohne Hochdach		03.0137-9169.2	669169	
			➔	06/96→; für Fahrzeuge ohne Hochdach		03.0137-9169.2	669169	
Bremstrommel								
1.6 i	72	01/96→05/01	➔			24.0225-4012.1	480153	Ø 294 x 67 / 255,5
2.3 D	55	09/94→05/01						
Bremsbackensatz								
1.6 i	72	01/96→05/01	➔	06/96→; für Fahrzeuge ohne Hochdach		03.0137-0361.2	650361	Ø 254 x 57 + HEB
			➔	→ 05/96; für Fahrzeuge mit Hochdach		03.0137-0376.2	650376	Ø 254 x 58 + HEB
2.3 D	55	09/94→05/01	➔	→ 09/95; für Fahrzeuge ohne Hochdach		03.0137-0269.2	650269	Ø 254 x 57 + HEB
			➔	06/96→; für Fahrzeuge ohne Hochdach		03.0137-0361.2	650361	Ø 254 x 57 + HEB
			➔	12/94→ 05/96; für Fahrzeuge mit Hochdach		03.0137-0376.2	650376	Ø 254 x 58 + HEB
Seilzug, Feststellbremse								
1.6 i	72	01/96→05/01		Trommelbremse; <input type="checkbox"/>		24.3727-1726.2	581726	L= 1.608
2.3 D	55	09/94→05/01		Trommelbremse; <input type="checkbox"/>		24.3727-1727.2	581727	L= 1.234
NISSAN - VANETTE CARGO Kasten (HC 23) 09/94→05/02								
Radbremszylinder								
1.6 i	71	09/94→05/01	➔			24.3223-1709.3	020444	GG
2.0 D	49	01/95→05/01						
2.3 D	55	09/94→05/02	➔	→ 11/01		24.3223-1709.3	020444	GG
Zubehörsatz, Bremsbacken								
1.6 i	71	09/94→05/01	➔	10/95→ 05/96; für Fahrzeuge ohne Hochdach		03.0137-9169.2	669169	
			➔	12/94→ 05/96; für Fahrzeuge mit Hochdach		03.0137-9169.2	669169	
			➔	06/96→; für Fahrzeuge mit Hochdach		03.0137-9169.2	669169	
			➔	→ 09/95; für Fahrzeuge ohne Hochdach		03.0137-9169.2	669169	
			➔	06/96→; für Fahrzeuge ohne Hochdach		03.0137-9169.2	669169	
2.3 D	55	09/94→05/02	➔	06/96→ 11/01; für Fahrzeuge mit Hochdach		03.0137-9169.2	669169	
			➔	10/95→ 05/96; für Fahrzeuge ohne Hochdach		03.0137-9169.2	669169	
			➔	12/94→ 05/96; für Fahrzeuge mit Hochdach		03.0137-9169.2	669169	
			➔	→ 09/95; für Fahrzeuge ohne Hochdach		03.0137-9169.2	669169	
			➔	06/96→ 11/01; für Fahrzeuge ohne Hochdach		03.0137-9169.2	669169	
Bremstrommel								
1.6 i	71	09/94→05/01	➔			24.0225-4012.1	480153	Ø 294 x 67 / 255,5
2.0 D	49	01/95→05/01						
2.3 D	55	09/94→05/02	➔	→ 11/01		24.0225-4012.1	480153	Ø 294 x 67 / 255,5
Bremsbackensatz								
1.6 i	71	09/94→05/01	➔	→ 09/95; für Fahrzeuge ohne Hochdach		03.0137-0269.2	650269	Ø 254 x 57 + HEB
			➔	06/96→; für Fahrzeuge ohne Hochdach		03.0137-0361.2	650361	Ø 254 x 57 + HEB
			➔	12/94→ 05/96; für Fahrzeuge mit Hochdach		03.0137-0376.2	650376	Ø 254 x 58 + HEB
2.0 D	49	01/95→05/01	➔			03.0137-0269.2	650269	Ø 254 x 57 + HEB
2.3 D	55	09/94→05/02	➔	→ 09/95; für Fahrzeuge ohne Hochdach		03.0137-0269.2	650269	Ø 254 x 57 + HEB
			➔	06/96→ 11/01; für Fahrzeuge ohne Hochdach		03.0137-0361.2	650361	Ø 254 x 57 + HEB
			➔	12/94→ 05/96; für Fahrzeuge mit Hochdach		03.0137-0376.2	650376	Ø 254 x 58 + HEB
→								















	kW					! #		
NISSAN - VANETTE CARGO Kasten (HC 23) 09/94→05/02								
 Seilzug, Feststellbremse								
1.6 i	71	09/94→05/01			Trommelbremse; <input type="checkbox"/>		24.3727-1726.2 581726	L= 1.608
					Trommelbremse; <input type="checkbox"/>		24.3727-1727.2 581727	L= 1.234
2.3 D	55	09/94→05/02			→ 11/01; Trommelbremse; <input type="checkbox"/>		24.3727-1726.2 581726	L= 1.608
					→ 11/01; Trommelbremse; <input type="checkbox"/>		24.3727-1727.2 581727	L= 1.234
NISSAN - VERSA II (N17_) 08/11→								
 Radbremszylinder								
1.5 1.6 1.6 Flex	73 78 82	08/11→ 08/11→ 10/11→	➔			2	24.3219-1768.3 020561	ALU
 Bremsbackensatz								
1.5 1.6 1.6 Flex	73 78 82	08/11→ 08/11→ 10/11→	➔				03.0137-0536.2 650536	Ø 203 x 39 + HEB
NISSAN - XTERRA (N50) 01/05→								
 Bremsbackensatz, Feststellbremse								
4.0 4.0 4x4	198 195 - 214	01/05→ 01/05→	➔				03.0137-3042.2 653042	Ø 190 x 33 - HEB
NISSAN - X-TRAIL I (T30) 01/01→12/13								
 Bremsbackensatz, Feststellbremse								
2.0 2.0 4x4 2.2 dCi 2.2 DCi 2.2 dCi 4x4 2.2 DCi FWD 2.2 Di 4x4 2.5 4x4	103 - 110 103 - 206 100 84 100 84 84 121 - 134	07/01→01/13 06/01→01/13 12/03→01/13 10/04→01/13 06/01→12/08 06/01→09/04 07/01→10/05 09/01→01/13	➔				03.0137-0460.2 650460	Ø 172 x 22
Zubehörsatz, Feststellbremsbacken								
2.0 2.0 4x4 2.2 dCi 2.2 dCi 4x4 2.2 DCi FWD 2.2 Di 4x4 2.5 4x4	103 - 110 103 - 206 100 100 84 84 121 - 132	07/01→01/13 06/01→01/13 12/03→01/13 06/01→12/08 06/01→09/04 07/01→10/05 09/02→01/13	➔				03.0137-9293.2 669293	
 Seilzug, Feststellbremse								
2.0 2.0 4x4 2.2 dCi 2.2 dCi 4x4 2.2 DCi FWD 2.2 Di 4x4 2.5 4x4	103 - 110 103 - 206 100 100 84 84 121 - 134	07/01→01/13 06/01→01/13 12/03→01/13 06/01→12/08 06/01→09/04 07/01→10/05 09/01→01/13			Scheibenbremse; <input checked="" type="checkbox"/>		24.3727-1723.2 581723	L= 236
					Scheibenbremse; <input type="checkbox"/>		24.3727-1748.2 581748	L= 1.745
					Scheibenbremse; <input type="checkbox"/>		24.3727-1749.2 581749	L= 1.733
2.2 DCi	84	10/04→01/13			<input checked="" type="checkbox"/>		24.3727-1723.2 581723	L= 236
					<input type="checkbox"/>		24.3727-1748.2 581748	L= 1.745
							24.3727-1749.2 581749	L= 1.733
NISSAN - X-TRAIL II (T31) 03/07→12/18								
 Bremsbackensatz, Feststellbremse								
2.0 2.0 4x4 2.0 dCi 2.0 dCi 4x4 2.0 FWD 2.5 4x4	102 101 - 104 110 110 - 130 103 - 104 124 - 132	06/08→02/14 06/07→11/13 06/07→11/13 06/07→11/13 03/07→11/13 06/07→07/14	➔				03.0137-3012.2 653012	Ø 172 x 32 - HEB






















	kw					! #		
NISSAN - X-TRAIL II (T31) 03/07→12/18								
Zubehörsatz, Feststellbremsbacken								
2.0 2.0 4x4	102 101 - 104	06/08→02/14 06/07→11/13	➔				03.0137-9335.2 669335	
2.0 dCi 2.0 dCi 4x4	110 110 - 130	06/07→11/13 06/07→11/13						
2.0 FWD	103 - 104	03/07→11/13						
2.5 4x4	124 - 132	06/07→07/14						
NISSAN - X-TRAIL VAN (T31) 03/07→02/14								
 Bremsbackensatz, Feststellbremse								
dCi dCi 4x4	110 110 - 127	01/11→02/14 01/13→02/14	➔				03.0137-3012.2 653012	Ø 172 x 32 - HEB
Zubehörsatz, Feststellbremsbacken								
dCi dCi 4x4	110 110 - 127	01/11→02/14 01/13→02/14	➔				03.0137-9335.2 669335	
OPEL - ADAM (M13) 10/12→02/19								
 Radbremszylinder								
1.0 1.4 LPG 1.4 S	66 - 85 64 110	07/14→11/18 07/13→11/18 11/14→01/19	➔			2	24.3219-1755.3 020508	ALU
1.2 1.4	51 64 - 74	10/12→02/19 10/12→02/19	➔	01/13→		2	24.3219-1755.3 020508	ALU
Zubehörsatz, Bremsbacken								
1.0 1.4 LPG 1.4 S	66 - 85 64 110	07/14→11/18 07/13→11/18 11/14→01/19	➔	F6000001→; Br.trommeldurchm.innen [Zoll]: 9			03.0137-9309.2 669309	AP
			➔	→ E6999999; Br.trommeldurchm.innen [Zoll]: 9			03.0137-9309.2 669309	AP
			➔	F6000001→; Br.trommeldurchm.innen [Zoll]: 8			03.0137-9310.2 669310	AP
			➔	→ E6999999; Br.trommeldurchm.innen [Zoll]: 8			03.0137-9310.2 669310	AP
1.2 1.4	51 64 - 74	10/12→02/19 10/12→02/19	➔	01/13→; → E6999999; Br.trommeldurchm.innen [Zoll]: 9			03.0137-9309.2 669309	AP
			➔	F6000001→; Br.trommeldurchm.innen [Zoll]: 9			03.0137-9309.2 669309	AP
			➔	01/13→; → E6999999; Br.trommeldurchm.innen [Zoll]: 8			03.0137-9310.2 669310	AP
			➔	F6000001→; Br.trommeldurchm.innen [Zoll]: 8			03.0137-9310.2 669310	AP
 Bremstrommel								
1.0 1.4 LPG 1.4 S	66 - 85 64 110	07/14→11/18 07/13→11/18 11/14→01/19	➔	Br.trommeldurchm.innen [Zoll]: 8			24.0220-3035.1 480300	Ø 249,5 x 45 / 204,7
			➔	Br.trommeldurchm.innen [Zoll]: 9			24.0222-8037.1 480302	Ø 269 x 48 / 230
1.2 1.4	51 64 - 74	10/12→02/19 10/12→02/19	➔	01/13→; Br.trommeldurchm.innen [Zoll]: 8			24.0220-3035.1 480300	Ø 249,5 x 45 / 204,7
			➔	Br.trommeldurchm.innen [Zoll]: 9			24.0222-8037.1 480302	Ø 269 x 48 / 230
 Bremsbackensatz								
1.0 1.4 LPG 1.4 S	66 - 85 64 110	07/14→11/18 07/13→11/18 11/14→01/19	➔	F6000001→; Br.trommeldurchm.innen [Zoll]: 9			03.0137-0478.2 650478	AP Ø 228 x 42 + HEB
			➔	→ E6999999; Br.trommeldurchm.innen [Zoll]: 9			03.0137-0478.2 650478	AP Ø 228 x 42 + HEB
			➔	F6000001→; Br.trommeldurchm.innen [Zoll]: 8			03.0520-6819.3 696819	AP Ø 228 x 42 + RZ / + Zub TopKit
			➔	→ E6999999; Br.trommeldurchm.innen [Zoll]: 8			03.0137-0479.2 650479	AP Ø 203 x 38 + HEB
			➔	Br.trommeldurchm.innen [Zoll]: 8			03.0137-0479.2 650479	AP Ø 203 x 38 + HEB
			➔	Br.trommeldurchm.innen [Zoll]: 8			03.0520-6719.3 696719	AP Ø 203 x 38 + RZ / + Zub TopKit
1.2 1.4	51 64 - 74	10/12→02/19 10/12→02/19	➔	01/13→; → E6999999; Br.trommeldurchm.innen [Zoll]: 9			03.0137-0478.2 650478	AP Ø 228 x 42 + HEB
							03.0520-6819.3 696819	AP Ø 228 x 42 + RZ / + Zub TopKit
→								














	kw					! #		
OPEL - ADAM (M13) 10/12→02/19								
 Bremsbackensatz								
1.2 1.4	51 64 - 74	10/12→02/19 10/12→02/19	➔	F6000001→; Br.trommeldurchm.innen [Zoll]: 9		03.0137-0478.2	650478	AP Ø 228 x 42 + HEB
			➔	01/13→; → E6999999; Br.trommeldurchm.innen [Zoll]: 8		03.0137-0479.2	650479	AP Ø 203 x 38 + HEB
			➔	F6000001→; Br.trommeldurchm.innen [Zoll]: 8		03.0137-0479.2	650479	AP Ø 203 x 38 + HEB
			➔	Br.trommeldurchm.innen [Zoll]: 8		03.0520-6719.3	696719	AP Ø 203 x 38 + RZ / + Zub TopKit
 Seilzug, Feststellbremse								
1.0	66 - 85	07/14→11/18		Ø 203; Trommelbremse; ▾	1	24.3727-0799.2	580799	L= 1.335 L2= 1.335
1.4 LPG 1.4 S	64 110	07/13→11/18 11/14→01/19		Ø 228; Trommelbremse; ▾	1	24.3727-3500.2	583500	L= 1.352 L2= 1.352
1.2 1.4	51 64 - 74	10/12→02/19 10/12→02/19		01/13→; Ø 203; Trommelbremse; ▾	1	24.3727-0799.2	580799	L= 1.335 L2= 1.335
				01/13→; Ø 228; Trommelbremse; ▾	1	24.3727-3500.2	583500	L= 1.352 L2= 1.352
OPEL - AGILA (A) (H00) 09/00→12/07								
 Radbremszylinder								
1.0 1.0 12V 1.2 16V 1.2 16V Twinport 1.3 CDTI	44 43 55 59 51	08/03→12/07 09/00→12/07 09/00→12/07 07/04→12/07 08/03→12/07	➔	→ 07/07	2	24.3215-1701.3	020493	ALU
Zubehörsatz, Bremsbacken								
1.0 1.2 16V Twinport 1.3 CDTI	44 59 51	08/03→12/07 07/04→12/07 08/03→12/07	➔	→ 07/07		03.0137-9300.2	669300	
1.0 12V 1.2 16V	43 55	09/00→12/07 09/00→12/07	➔	→ 2G999999		03.0137-9286.2	669286	
			➔	3G0000001→; → 07/07		03.0137-9300.2	669300	
 Bremstrommel								
1.0 1.2 16V Twinport 1.3 CDTI	44 59 51	08/03→12/07 07/04→12/07 08/03→12/07	➔	4G000001→; → 07/07		24.0220-0045.1	480189	Ø 232 x 38 / 202 - RLG / - ABS Ring
1.0 12V 1.2 16V	43 55	09/00→12/07 09/00→12/07	➔	→ 2G999999		24.0218-0039.1	480160	Ø 208 x 34,5 / 182 - RLG / - ABS Ring
			➔	4G000001→; → 07/07		24.0220-0045.1	480189	Ø 232 x 38 / 202 - RLG / - ABS Ring
 Bremsbackensatz								
1.0 1.2 16V Twinport 1.3 CDTI	44 59 51	08/03→12/07 07/04→12/07 08/03→12/07	➔	→ 07/07		03.0137-0465.2	650465	Ø 200 x 29 + HEB
						03.0520-1415.3	691415	Ø 200 x 29 + RZ / + Zub TopKit
1.0 12V 1.2 16V	43 55	09/00→12/07 09/00→12/07	➔	→ 2G999999		03.0137-0399.2	650399	Ø 180 x 26 + HEB
			➔	3G0000001→; → 07/07		03.0520-1315.3	691315	Ø 180 x 26 + RZ / + Zub TopKit
			➔			03.0137-0465.2	650465	Ø 200 x 29 + HEB
						03.0520-1415.3	691415	Ø 200 x 29 + RZ / + Zub TopKit
 Seilzug, Feststellbremse								
1.0 1.2 16V Twinport 1.3 CDTI	44 59 51	08/03→12/07 07/04→12/07 08/03→12/07		→ 07/07; Trommelbremse; ▣		24.3727-0777.2	580777	L= 1.536 + Zub
				→ 07/07; Trommelbremse; ▣		24.3727-0778.2	580778	L= 1.530 + Zub
1.0 12V 1.2 16V	43 55	09/00→12/07 09/00→12/07		→ 1G075421; Trommelbremse; ▣		24.3727-0771.2	580771	L= 1.516 + Zub
				1G075422→ 2G999999; Trommelbremse; ▣		24.3727-0771.2	580771	L= 1.516 + Zub
				1G075422→ 2G999999; Trommelbremse; ▣		24.3727-0772.2	580772	L= 1.498
				→ 1G075421; Trommelbremse; ▣		24.3727-0774.2	580774	L= 1.507 + Zub
				3G0000001→; → 07/07; Trommelbremse; ▣		24.3727-0777.2	580777	L= 1.536 + Zub
				3G0000001→; → 07/07; Trommelbremse; ▣		24.3727-0778.2	580778	L= 1.530 + Zub
OPEL - AGILA (B) (H08) 04/08→10/14								
 Radbremszylinder								
1.0 1.0 LPG ➔	48 - 50 48	04/08→07/14 01/10→06/11	➔		2	24.3219-1756.3	020511	BOS ALU














	kW			 	! #		
OPEL - AGILA (B) (H08) 04/08→10/14							
 Radbremszylinder							
1.2	63 - 69	04/08→10/14	➔		2	24.3219-1756.3 020511	BOS ALU
1.2 LPG	63	04/08→10/10					
1.3 CDTI	55	04/08→04/10					
Zubehörsatz, Bremsbacken							
1.0	48 - 50	04/08→07/14	➔			03.0137-9287.2 669287	BOS
1.0 LPG	48	01/10→06/11					
1.2	63 - 69	04/08→10/14					
1.2 LPG	63	04/08→10/10					
1.3 CDTI	55	04/08→04/10					
 Bremsbackensatz							
1.0	48 - 50	04/08→07/14	➔			03.0137-0466.2 650466	BOS Ø 200 x 32 + HEB
1.0 LPG	48	01/10→06/11				03.0520-6919.3 696919	BOS Ø 200 x 32 + RZ / + Zub TopKit
1.2	63 - 69	04/08→10/14					
1.2 LPG	63	04/08→10/10					
1.3 CDTI	55	04/08→04/10					
 Seilzug, Feststellbremse							
1.0	48 - 50	04/08→07/14		Trommelbremse; <input type="checkbox"/>		24.3727-0792.2 580792	L= 1.600
1.0 LPG	48	01/10→06/11		Trommelbremse; <input type="checkbox"/>		24.3727-0793.2 580793	L= 1.600
1.2	63 - 69	04/08→10/14					
1.2 LPG	63	04/08→10/10					
1.3 CDTI	55	04/08→04/10					
OPEL - ANTARA A (L07) 05/06→							
 Bremsbackensatz, Feststellbremse							
2.0 CDTI	93 - 125	08/06→	➔			03.0137-3011.2 653011	Ø 188 x 26 - HEB
2.0 CDTI 4x4	110 - 125	07/06→					
2.2 CDTi	120 - 122	12/10→					
2.2 CDTi 4x4	120 - 135	12/10→12/15					
2.4	103 - 123	07/06→					
2.4 4x4	103 - 123	08/06→					
2.4 LPG	103	10/08→					
2.4 LPG 4x4	103	08/06→12/10					
3.0	183	07/13→					
3.2 V6	167	07/06→12/11					
3.0	190	11/10→12/15	➔	12/10→		03.0137-3011.2 653011	Ø 188 x 26 - HEB
OPEL - ARENA Bus (A97) 01/97→12/01							
 Radbremszylinder							
1.9 D	44	01/97→12/01	➔	03/98→ 09/01; - ABS		24.3223-1106.3 020317	BDX GG
			➔	03/98→ 09/01; + ABS		24.3225-1601.3 020359	TRW GG
2.5 D	55	01/97→12/01	➔	03/98→ 09/01		24.3225-1601.3 020359	TRW GG
Zubehörsatz, Bremsbacken							
1.9 D	44	01/97→12/01	➔	03/98→ 03/01; - ABS		03.0137-9211.2 669211	BDX
			➔	03/98→ 09/01; + ABS		03.0137-9216.2 669216	TRW
2.5 D	55	01/97→12/01	➔	03/98→ 09/01		03.0137-9216.2 669216	TRW
 Bremstrommel							
1.9 D	44	01/97→12/01	➔	03/98→ 09/01; + ABS		24.0225-4015.2 480178	Ø 291 x 70 / 254,8 - RLG / - ABS Ring / mit Radbefestigungsbolzen
2.5 D	55	01/97→12/01	➔	→ 09/01		24.0225-4015.2 480178	Ø 291 x 70 / 254,8 - RLG / - ABS Ring / mit Radbefestigungsbolzen
 Bremsbackensatz							
1.9 D	44	01/97→12/01	➔	03/98→ 03/01; - ABS		03.0137-0153.2 650153	BDX Ø 255 x 46
→							












	kw					! #		
OPEL - ARENA Bus (A97) 01/97→12/01								
 Bremsbackensatz								
1.9 D	44	01/97→12/01	➡	03/98→ 09/01; + ABS		03.0137-0330.2	650330	TRW Ø 254 x 57 + HEB
						03.0520-0825.3	690825	TRW Ø 254 x 57 + RZ / + Zub TopKit
2.5 D	55	01/97→12/01	➡	03/98→ 09/01		03.0137-0330.2	650330	TRW Ø 254 x 57 + HEB
						03.0520-0825.3	690825	TRW Ø 254 x 57 + RZ / + Zub TopKit
OPEL - ARENA Combi (A97) 03/98→08/01								
 Radbremszylinder								
1.9 D	44	03/98→08/01	➡	- ABS		24.3223-1106.3	020317	BDX GG
			➡	+ ABS		24.3225-1601.3	020359	TRW GG
2.5 D	55	03/98→08/01	➡			24.3225-1601.3	020359	TRW GG
Zubehörsatz, Bremsbacken								
1.9 D	44	03/98→08/01	➡	→ 03/01; - ABS		03.0137-9211.2	669211	BDX
			➡	+ ABS		03.0137-9216.2	669216	TRW
2.5 D	55	03/98→08/01	➡			03.0137-9216.2	669216	TRW
 Bremstrommel								
1.9 D	44	03/98→08/01	➡	+ ABS		24.0225-4015.2	480178	Ø 291 x 70 / 254,8 - RLG / - ABS Ring / mit Radbefestigungsbolzen
2.5 D	55	03/98→08/01	➡			24.0225-4015.2	480178	Ø 291 x 70 / 254,8 - RLG / - ABS Ring / mit Radbefestigungsbolzen
 Bremsbackensatz								
1.9 D	44	03/98→08/01	➡	→ 03/01; - ABS		03.0137-0153.2	650153	BDX Ø 255 x 46
			➡	+ ABS		03.0137-0330.2	650330	TRW Ø 254 x 57 + HEB
						03.0520-0825.3	690825	TRW Ø 254 x 57 + RZ / + Zub TopKit
2.5 D	55	03/98→08/01	➡			03.0137-0330.2	650330	TRW Ø 254 x 57 + HEB
						03.0520-0825.3	690825	TRW Ø 254 x 57 + RZ / + Zub TopKit
OPEL - ARENA Kasten (A97) 01/97→12/01								
 Radbremszylinder								
1.9 D	44	01/97→12/01	➡	03/98→ 09/01; - ABS		24.3223-1106.3	020317	BDX GG
			➡	03/98→ 09/01; + ABS		24.3225-1601.3	020359	TRW GG
2.5 D	55	01/97→12/01	➡	03/98→ 09/01		24.3225-1601.3	020359	TRW GG
Zubehörsatz, Bremsbacken								
1.9 D	44	01/97→12/01	➡	03/98→ 03/01; - ABS		03.0137-9211.2	669211	BDX
			➡	03/98→ 09/01; + ABS		03.0137-9216.2	669216	TRW
2.5 D	55	01/97→12/01	➡	03/98→ 09/01		03.0137-9216.2	669216	TRW
 Bremstrommel								
1.9 D	44	01/97→12/01	➡	03/98→ 09/01; + ABS		24.0225-4015.2	480178	Ø 291 x 70 / 254,8 - RLG / - ABS Ring / mit Radbefestigungsbolzen
2.5 D	55	01/97→12/01	➡	→ 09/01		24.0225-4015.2	480178	Ø 291 x 70 / 254,8 - RLG / - ABS Ring / mit Radbefestigungsbolzen
 Bremsbackensatz								
1.9 D	44	01/97→12/01	➡	03/98→ 03/01; - ABS		03.0137-0153.2	650153	BDX Ø 255 x 46
			➡	03/98→ 09/01; + ABS		03.0137-0330.2	650330	TRW Ø 254 x 57 + HEB
						03.0520-0825.3	690825	TRW Ø 254 x 57 + RZ / + Zub TopKit
2.5 D	55	01/97→12/01	➡	03/98→ 09/01		03.0137-0330.2	650330	TRW Ø 254 x 57 + HEB
						03.0520-0825.3	690825	TRW Ø 254 x 57 + RZ / + Zub TopKit









	kw					! #		
OPEL - ARENA Kasten (TB, TF) 03/98→08/01								
 Radbremszylinder								
1.9 D	44	03/98→08/01	➡	- ABS		24.3223-1106.3	020317	BDX GG
			➡	+ ABS		24.3225-1601.3	020359	TRW GG
2.5 D	55	03/98→08/01	➡			24.3225-1601.3	020359	TRW GG
Zubehörsatz, Bremsbacken								
1.9 D	44	03/98→08/01	➡	→ 03/01; - ABS		03.0137-9211.2	669211	BDX
			➡	+ ABS		03.0137-9216.2	669216	TRW
2.5 D	55	03/98→08/01	➡			03.0137-9216.2	669216	TRW
 Bremstrommel								
1.9 D	44	03/98→08/01	➡	+ ABS		24.0225-4015.2	480178	Ø 291 x 70 / 254,8 - RLG / - ABS Ring / mit Radbefestigungsbolzen
2.5 D	55	03/98→08/01	➡			24.0225-4015.2	480178	Ø 291 x 70 / 254,8 - RLG / - ABS Ring / mit Radbefestigungsbolzen
 Bremsbackensatz								
1.9 D	44	03/98→08/01	➡	→ 03/01; - ABS		03.0137-0153.2	650153	BDX Ø 255 x 46
			➡	+ ABS		03.0137-0330.2	650330	TRW Ø 254 x 57 + HEB
						03.0520-0825.3	690825	TRW Ø 254 x 57 + RZ / + Zub TopKit
2.5 D	55	03/98→08/01	➡			03.0137-0330.2	650330	TRW Ø 254 x 57 + HEB
						03.0520-0825.3	690825	TRW Ø 254 x 57 + RZ / + Zub TopKit
OPEL - ASTRA F (T92) 09/91→09/98								
 Radbremszylinder								
1.4 i	44	09/91→09/98	➡	10/91→; → R2500000	2	03.3217-3512.3	020032	Lucas GG
			➡	R2500001→	2	24.3219-1715.3	020122	ALU
						24.3219-1767.3	020552	GG
1.4 i 16V	66	02/96→09/98	➡	→ R2500000;	2	03.3217-3512.3	020032	Lucas GG
1.4 Si	60	03/92→09/98		nicht für Fahrzeuge mit verstärkter Bremse				
			➡	R2500001→;	2	24.3219-1715.3	020122	ALU
				nicht für Fahrzeuge mit verstärkter Bremse		24.3219-1767.3	020552	GG
			➡	für Fahrzeuge mit verstärkter Bremse	2	24.3219-1715.3	020122	ALU
						24.3219-1767.3	020552	GG
1.6	55	09/95→09/98	➡	→ R2500000	2	03.3217-3512.3	020032	Lucas GG
1.6 i	55	03/92→09/98						
1.6 i 16V	74	08/94→09/98	➡	R2500001→	2	24.3219-1715.3	020122	ALU
1.7 D	44	07/92→09/98				24.3219-1767.3	020552	GG
1.7 TD	50	11/94→09/98						
1.7 TDS	60	03/92→09/98						
1.8 i	66	03/92→09/98						
2.0 i	85	03/92→09/98						
1.8 i 16V	85	11/94→09/98	➡		2	24.3219-1715.3	020122	ALU
						24.3219-1767.3	020552	GG
Zubehörsatz, Bremsbacken								
1.4 i	44	09/91→09/98	➡	10/91→; → SP999999		03.0137-9166.2	669166	
			➡	T2500001→		03.0137-9167.2	669167	
1.4 i 16V	66	02/96→09/98	➡	→ SP999999; Schaltgetriebe		03.0137-9166.2	669166	
1.4 Si	60	03/92→09/98	➡					
1.6	55	09/95→09/98	➡	Automatikgetriebe		03.0137-9167.2	669167	
1.6 i	55	03/92→09/98	➡					
1.7 D	44	07/92→09/98	➡	T2500001→; Schaltgetriebe		03.0137-9167.2	669167	
1.6 i 16V	74	08/94→09/98	➡			03.0137-9167.2	669167	
1.7 TD	50	11/94→09/98						
1.7 TDS	60	03/92→09/98						
1.8 i	66	03/92→09/98						
1.8 i 16V	85	11/94→09/98						
2.0 i	85	03/92→09/98						
 Bremstrommel								
1.4 i	44	09/91→09/98	➡	10/91→		24.0220-0011.2	480016	Ø 228 x 37,4 / 201
1.4 i 16V	66	02/96→09/98	➡	Schaltgetriebe;		24.0220-0001.2	480013	Ø 242 x 53,5 / 201,3
1.4 Si	60	03/92→09/98		für Fahrzeuge mit verstärkter Bremse				
→								











	kw			 	! #		
OPEL - ASTRA F (T92) 09/91→09/98							
Bremstrommel							
1.4 i 16V 1.4 Si	66	02/96→09/98	➔	Automatikgetriebe		24.0220-0001.2 480013	Ø 242 x 53,5 / 201,3
	60	03/92→09/98	➔	Schaltgetriebe; nicht für Fahrzeuge mit verstärkter Bremse		24.0220-0011.2 480016	Ø 228 x 37,4 / 201
1.6 1.6 i	55	09/95→09/98	➔	Automatikgetriebe		24.0220-0001.2 480013	Ø 242 x 53,5 / 201,3
	55	03/92→09/98	➔	Schaltgetriebe		24.0220-0011.2 480016	Ø 228 x 37,4 / 201
1.6 i 16V 1.7 TD 1.7 TDS 1.8 i 1.8 i 16V 2.0 i	74	08/94→09/98	➔			24.0220-0001.2 480013	Ø 242 x 53,5 / 201,3
	50	11/94→09/98					
	60	03/92→09/98					
	66	03/92→09/98					
	85	11/94→09/98					
1.7 D	44	07/92→09/98	➔	für Fahrzeuge mit verstärkter Bremse		24.0220-0001.2 480013	Ø 242 x 53,5 / 201,3
			➔	nicht für Fahrzeuge mit verstärkter Bremse		24.0220-0011.2 480016	Ø 228 x 37,4 / 201
Bremsbackensatz							
1.4 i	44	09/91→09/98	➔	10/91→; → SP999999		03.0137-0266.2 650266	Ø 200 x 29 + HEB
			➔	T2500001→		03.0137-0267.2 650267	Ø 200 x 46 + HEB
						03.0420-4019.3 684019	DEL Ø 200 x 46 + RZ / + Zub Kit
						03.0520-4019.3 694019	DEL Ø 200 x 46 + RZ / + Zub TopKit
						03.0525-0011.3 EQ0011	TRW Ø 200 x 46 - RZ / + Zub Easy Quick
		➔	R2500001→ SP999999		03.0420-1019.3 681019	TRW Ø 200 x 29 + RZ / + Zub Kit	
					03.0520-1019.3 691019	TRW Ø 200 x 29 + RZ / + Zub TopKit	
					03.0525-0010.3 EQ0010	TRW Ø 200 x 29 - RZ / + Zub Easy Quick	
		➔	10/91→; → R2500000		03.0520-1917.3 691917	TRW Ø 200 x 29 + RZ / + Zub TopKit	
					03.0525-0010.3 EQ0010	TRW Ø 200 x 29 - RZ / + Zub Easy Quick	
1.4 i 16V 1.4 Si 1.6 1.6 i 1.7 D	66 60 55 55 44	02/96→09/98 03/92→09/98 09/95→09/98 03/92→09/98 07/92→09/98	➔	→ SP999999; Schaltgetriebe		03.0137-0266.2 650266	Ø 200 x 29 + HEB
			➔	Automatikgetriebe		03.0137-0267.2 650267	Ø 200 x 46 + HEB
						03.0420-4019.3 684019	DEL Ø 200 x 46 + RZ / + Zub Kit
						03.0520-4019.3 694019	DEL Ø 200 x 46 + RZ / + Zub TopKit
						03.0525-0011.3 EQ0011	TRW Ø 200 x 46 - RZ / + Zub Easy Quick
			➔	T2500001→; Schaltgetriebe		03.0137-0267.2 650267	Ø 200 x 46 + HEB
			03.0420-4019.3 684019	DEL Ø 200 x 46 + RZ / + Zub Kit			
			03.0520-4019.3 694019	DEL Ø 200 x 46 + RZ / + Zub TopKit			
			03.0525-0011.3 EQ0011	TRW Ø 200 x 46 - RZ / + Zub Easy Quick			
		➔	R2500001→ SP999999; Schaltgetriebe		03.0420-1019.3 681019	TRW Ø 200 x 29 + RZ / + Zub Kit	
					03.0520-1019.3 691019	TRW Ø 200 x 29 + RZ / + Zub TopKit	
					03.0525-0010.3 EQ0010	TRW Ø 200 x 29 - RZ / + Zub Easy Quick	
		➔	→ R2500000; Schaltgetriebe		03.0520-1917.3 691917	TRW Ø 200 x 29 + RZ / + Zub TopKit	
					03.0525-0010.3 EQ0010	TRW Ø 200 x 29 - RZ / + Zub Easy Quick	
1.6 i 16V 1.8 i 16V	74 85	08/94→09/98 11/94→09/98	➔			03.0137-0267.2 650267	Ø 200 x 46 + HEB
						03.0420-4019.3 684019	DEL Ø 200 x 46 + RZ / + Zub Kit
						03.0520-4019.3 694019	DEL Ø 200 x 46 + RZ / + Zub TopKit
						03.0525-0011.3 EQ0011	TRW Ø 200 x 46 - RZ / + Zub Easy Quick
1.7 TD 1.7 TDS 1.8 i 2.0 i	50 60 66 85	11/94→09/98 03/92→09/98 03/92→09/98 03/92→09/98	➔			03.0137-0267.2 650267	Ø 200 x 46 + HEB
			➔	R2500001→		03.0420-4019.3 684019	DEL Ø 200 x 46 + RZ / + Zub Kit
						03.0520-4019.3 694019	DEL Ø 200 x 46 + RZ / + Zub TopKit
						03.0525-0011.3 EQ0011	TRW Ø 200 x 46 - RZ / + Zub Easy Quick
			➔	→ R2500000		03.0520-3717.3 693717	Ø 200 x 46 + RZ / + Zub TopKit


















	kw					! #		
OPEL - ASTRA F (T92) 09/91→09/98								
 Bremsbackensatz								
1.7 TD 1.7 TDS 1.8 i 2.0 i	50 60 66 85	11/94→09/98 03/92→09/98 03/92→09/98 03/92→09/98	➔	→ R2500000			03.0525-0011.3 EQ0011	TRW Ø 200 x 46 - RZ / + Zub Easy Quick
 Bremsbackensatz, Feststellbremse								
1.8 i 16V 2.0 i 16V	85 100	11/94→09/98 02/95→09/98	➔				03.0137-0172.2 650172	Ø 160 x 25
Zubehörsatz, Feststellbremsbacken								
1.8 i 16V 2.0 i 16V	85 100	11/94→09/98 02/95→09/98	➔				03.0137-9243.2 669243	
 Seilzug, Feststellbremse								
1.4 1.4 i 16V 1.6 1.6 i 1.6 i 16V 1.7 D 1.7 TD 1.7 TDS 1.8 i 2.0 i	60 66 55 55 74 44 50 60 66 85	09/92→09/98 02/96→09/98 09/95→09/98 03/92→09/98 08/94→09/98 07/92→09/98 11/94→09/98 03/92→09/98 03/92→09/98 03/92→09/98		Trommelbremse; ⚡		1	24.3727-0735.2 580735	L= 1.273 L2= 1.690 + Zub
1.4 i	44	09/91→09/98		10/91→; Trommelbremse; ⚡		1	24.3727-0735.2 580735	L= 1.273 L2= 1.690 + Zub
1.8 i 16V 2.0 i 16V	85 100	11/94→09/98 02/95→09/98		Trommelbremse; ⚡		1	24.3727-0732.2 580732	L= 1.288 L2= 1.398 + Zub
				Scheibenbremse; ⚡		1	24.3727-0742.2 580742	L= 1.175 L2= 1.575 + Zub
OPEL - ASTRA F Cabriolet (T92) 03/93→03/01								
 Radbremszylinder								
1.4 i 16V 1.4 Si 1.6 i	66 60 55	01/96→03/01 05/93→03/01 01/96→03/01	➔	→ R2500000		2	03.3217-3512.3 020032	Lucas GG
			➔	R2500001→		2	24.3219-1715.3 020122 24.3219-1767.3 020552	ALU GG
1.8 i 16V	85	11/94→03/01	➔	→ R2500000		2	03.3217-3512.3 020032	Lucas GG
			➔			2	24.3219-1715.3 020122 24.3219-1767.3 020552	ALU GG
			➔	R2500001→		2	24.3219-1715.3 020122 24.3219-1767.3 020552	ALU GG
Zubehörsatz, Bremsbacken								
1.4 i 16V 1.4 Si 1.6 i 1.8 i 16V	66 60 55 85	01/96→03/01 05/93→03/01 01/96→03/01 11/94→03/01	➔				03.0137-9167.2 669167	
 Bremstrommel								
1.4 i 16V 1.4 Si 1.6 i 1.8 i 16V	66 60 55 85	01/96→03/01 05/93→03/01 01/96→03/01 11/94→03/01	➔				24.0220-0001.2 480013	Ø 242 x 53,5 / 201,3
 Bremsbackensatz								
1.4 i 16V 1.4 Si 1.6 i	66 60 55	01/96→03/01 05/93→03/01 01/96→03/01	➔				03.0137-0267.2 650267	Ø 200 x 46 + HEB
			➔	R2500001→			03.0420-4019.3 684019 03.0520-4019.3 694019 03.0525-0011.3 EQ0011	DEL Ø 200 x 46 + RZ / + Zub Kit DEL Ø 200 x 46 + RZ / + Zub TopKit TRW Ø 200 x 46 - RZ / + Zub Easy Quick
			➔	→ R2500000			03.0520-3717.3 693717 03.0525-0011.3 EQ0011	Ø 200 x 46 + RZ / + Zub TopKit TRW Ø 200 x 46 - RZ / + Zub Easy Quick
1.8 i 16V	85	11/94→03/01	➔				03.0137-0267.2 650267 03.0420-4019.3 684019 03.0520-4019.3 694019 03.0525-0011.3 EQ0011	Ø 200 x 46 + HEB DEL Ø 200 x 46 + RZ / + Zub Kit DEL Ø 200 x 46 + RZ / + Zub TopKit TRW Ø 200 x 46 - RZ / + Zub Easy Quick
			➔	R2500001→			03.0420-4019.3 684019 03.0520-4019.3 694019	DEL Ø 200 x 46 + RZ / + Zub Kit DEL Ø 200 x 46 + RZ / + Zub TopKit
→								















	kw					! #		
OPEL - ASTRA F Cabriolet (T92) 03/93→03/01								
 Bremsbackensatz								
1.8 i 16V	85	11/94→03/01	➔	R2500001→			03.0525-0011.3 EQ0011	TRW Ø 200 x 46 - RZ / + Zub Easy Quick
			➔	→ R2500000			03.0520-3717.3 693717 03.0525-0011.3 EQ0011	Ø 200 x 46 + RZ / + Zub TopKit TRW Ø 200 x 46 - RZ / + Zub Easy Quick
 Bremsbackensatz, Feststellbremse								
1.8 i 16V	85	11/94→03/01	➔	→ 09/98			03.0137-0172.2 650172	Ø 160 x 25
Zubehörsatz, Feststellbremsbacken								
1.8 i 16V	85	11/94→03/01	➔	→ 09/98			03.0137-9243.2 669243	
 Seilzug, Feststellbremse								
1.8 i 16V	85	11/94→03/01		→ 09/98; Trommelbremse; ⚠	1	24.3727-0732.2 580732		L= 1.288 L2= 1.398 + Zub
				→ 09/98; Scheibenbremse; ⚠	1	24.3727-0742.2 580742		L= 1.175 L2= 1.575 + Zub
OPEL - ASTRA F Caravan (T92) 09/91→01/98								
 Radbremszylinder								
1.4	60	09/92→01/98	➔		2	24.3219-1715.3 020122		ALU
1.4 i 16V	66	02/96→01/98				24.3219-1767.3 020552		GG
1.4 Si	60	03/92→01/98						
1.6	55	09/95→01/98						
1.6 i 16V	74	08/94→01/98						
1.7 D	44	07/92→01/98						
1.7 TD	50	11/94→01/98						
1.7 TDS	60	12/91→01/98						
1.8 i 16V	85	07/94→01/98						
1.4 i	44	09/91→01/98	➔	10/91→	2	24.3219-1715.3 020122		ALU
1.6 i	55	09/91→01/98				24.3219-1767.3 020552		GG
1.8 i	66	09/91→01/98						
Zubehörsatz, Bremsbacken								
1.4	60	09/92→01/98	➔	→ SP999999			03.0137-9167.2 669167	
1.4 i 16V	66	02/96→01/98						
1.4 Si	60	03/92→01/98	➔	T2500001→			03.0137-9215.2 669215	
1.6	55	09/95→01/98						
1.6 i 16V	74	08/94→01/98						
1.7 D	44	07/92→01/98						
1.7 TD	50	11/94→01/98						
1.7 TDS	60	12/91→01/98						
1.8 i 16V	85	07/94→01/98						
1.4 i	44	09/91→01/98	➔	10/91→; → SP999999			03.0137-9167.2 669167	
1.6 i	55	09/91→01/98						
1.8 i	66	09/91→01/98	➔	T2500001→			03.0137-9215.2 669215	
 Bremstrommel								
1.4	60	09/92→01/98	➔	→ ST999999			24.0220-0001.2 480013	Ø 242 x 53,5 / 201,3
1.4 i 16V	66	02/96→01/98						
1.4 Si	60	03/92→01/98	➔	T2500001→			24.0223-0013.2 480061	Ø 265 x 50 / 231
1.6	55	09/95→01/98						
1.6 i 16V	74	08/94→01/98						
1.7 D	44	07/92→01/98						
1.7 TD	50	11/94→01/98						
1.7 TDS	60	12/91→01/98						
1.8 i 16V	85	07/94→01/98						
1.4 i	44	09/91→01/98	➔	10/91→; → ST999999			24.0220-0001.2 480013	Ø 242 x 53,5 / 201,3
1.6 i	55	09/91→01/98						
1.8 i	66	09/91→01/98	➔	T2500001→			24.0223-0013.2 480061	Ø 265 x 50 / 231
 Bremsbackensatz								
1.4	60	09/92→01/98	➔	→ SP999999			03.0137-0267.2 650267	Ø 200 x 46 + HEB
1.4 i 16V	66	02/96→01/98					03.0420-4019.3 684019	DEL Ø 200 x 46 + RZ / + Zub Kit
1.4 Si	60	03/92→01/98					03.0520-4019.3 694019	DEL Ø 200 x 46 + RZ / + Zub TopKit
1.6	55	09/95→01/98						
1.6 i 16V	74	08/94→01/98					03.0525-0011.3 EQ0011	TRW Ø 200 x 46 - RZ / + Zub Easy Quick
1.7 D	44	07/92→01/98						
1.7 TD	50	11/94→01/98						
1.7 TDS	60	12/91→01/98						
1.8 i 16V	85	07/94→01/98	➔	T2500001→			03.0137-0322.2 650322	Ø 230 x 42
							03.0520-5719.3 695719	TRW Ø 230 x 42 + RZ / + Zub TopKit
							03.0525-0016.3 EQ0016	TRW Ø 230 x 42 - RZ / + Zub Easy Quick
1.4 i	44	09/91→01/98	➔	10/91→; → SP999999			03.0137-0267.2 650267	Ø 200 x 46 + HEB
1.6 i	55	09/91→01/98					03.0420-4019.3 684019	DEL Ø 200 x 46 + RZ / + Zub Kit
1.8 i	66	09/91→01/98						





















	kw					! #		
OPEL - ASTRA F Caravan (T92) 09/91→01/98								
 Bremsbackensatz								
1.4 i 1.6 i 1.8 i	44 55 66	09/91→01/98 09/91→01/98 09/91→01/98	➔	10/91→; → SP999999			03.0520-4019.3 694019 03.0525-0011.3 EQ0011	DEL Ø 200 x 46 + RZ / + Zub TopKit TRW Ø 200 x 46 - RZ / + Zub Easy Quick
			➔	T2500001→			03.0137-0322.2 650322 03.0520-5719.3 695719 03.0525-0016.3 EQ0016	Ø 230 x 42 TRW Ø 230 x 42 + RZ / + Zub TopKit TRW Ø 230 x 42 - RZ / + Zub Easy Quick
 Bremsbackensatz, Feststellbremse								
1.8 i 16V	85 - 92	06/93→01/98	➔				03.0137-0172.2 650172	Ø 160 x 25
Zubehörsatz, Feststellbremsbacken								
1.8 i 16V	85 - 92	06/93→01/98	➔				03.0137-9243.2 669243	
 Seilzug, Feststellbremse								
1.4 1.4 i 16V 1.4 Si 1.6 1.6 i 16V 1.7 D 1.7 TD 1.7 TDS	60 66 60 55 74 44 50 60	09/92→01/98 02/96→01/98 03/92→01/98 09/95→01/98 08/94→01/98 07/92→01/98 11/94→01/98 12/91→01/98		Trommelbremse; ↓	1		24.3727-0732.2 580732	L= 1.288 L2= 1.398 + Zub
1.4 i 1.6 i 1.8 i	44 55 66	09/91→01/98 09/91→01/98 09/91→01/98		10/91→; Trommelbremse; ↓	1		24.3727-0732.2 580732	L= 1.288 L2= 1.398 + Zub
1.8 i 16V	85 - 92	06/93→01/98		Trommelbremse; ↓	1	24.3727-0732.2 580732		L= 1.288 L2= 1.398 + Zub
				Scheibenbremse; ↓	1	24.3727-0742.2 580742		L= 1.175 L2= 1.575 + Zub
OPEL - ASTRA F CC (T92) 09/91→02/98								
 Radbremszylinder								
1.4 i 1.6 1.6 i 16V 1.7 D 1.7 TD 1.7 TDS	44 55 74 44 50 60	09/91→01/98 09/95→01/98 08/94→01/98 07/92→01/98 11/94→01/98 12/91→01/98	➔	→ R2500000	2		03.3217-3512.3 020032 24.3219-1715.3 020122 24.3219-1767.3 020552	Lucas GG ALU GG
1.4 i 16V 1.4 Si	66 60	09/96→02/98 03/92→01/98	➔	→ R2500000; nicht für Fahrzeuge mit verstärkter Bremse	2		03.3217-3512.3 020032	Lucas GG
			➔	R2500001→; nicht für Fahrzeuge mit verstärkter Bremse	2		24.3219-1715.3 020122 24.3219-1767.3 020552	ALU GG
			➔	für Fahrzeuge mit verstärkter Bremse	2		24.3219-1715.3 020122 24.3219-1767.3 020552	ALU GG
1.6 i 1.8 i 2.0 i	55 66 85	09/91→01/98 09/91→01/98 09/91→01/98	➔	10/91→; → R2500000	2		03.3217-3512.3 020032 24.3219-1715.3 020122 24.3219-1767.3 020552	Lucas GG ALU GG
1.8 i 16V	85	09/94→01/98	➔	11/94→	2		24.3219-1715.3 020122 24.3219-1767.3 020552	ALU GG
Zubehörsatz, Bremsbacken								
1.4 i	44	09/91→01/98	➔	→ SP999999			03.0137-9166.2 669166	
			➔	T2500001→			03.0137-9167.2 669167	
1.4 i 16V 1.4 Si 1.6 1.7 D	66 60 55 44	09/96→02/98 03/92→01/98 09/95→01/98 07/92→01/98	➔	→ SP999999; Schaltgetriebe			03.0137-9166.2 669166	
			➔	Automatikgetriebe			03.0137-9167.2 669167	
			➔	T2500001→; Schaltgetriebe			03.0137-9167.2 669167	
1.6 i	55	09/91→01/98	➔	10/91→; → SP999999; Schaltgetriebe			03.0137-9166.2 669166	
			➔	10/91→; Automatikgetriebe			03.0137-9167.2 669167	
			➔	T2500001→; Schaltgetriebe			03.0137-9167.2 669167	
1.6 i 16V 1.7 TD 1.7 TDS	74 50 60	08/94→01/98 11/94→01/98 12/91→01/98	➔				03.0137-9167.2 669167	
1.8 i 2.0 i	66 85	09/91→01/98 09/91→01/98	➔	10/91→			03.0137-9167.2 669167	
→								








	kw				! #		
OPEL - ASTRA F CC (T92) 09/91→02/98							
Zubehörsatz, Bremsbacken							
1.8 i 16V	85	09/94→01/98	➡	11/94→		03.0137-9167.2 669167	
 Bremstrommel							
1.4 i	44	09/91→01/98	➡			24.0220-0011.2 480016	Ø 228 x 37,4 / 201
1.4 i 16V 1.4 Si	66 60	09/96→02/98 03/92→01/98	➡	Schaltgetriebe; für Fahrzeuge mit verstärkter Bremse		24.0220-0001.2 480013	Ø 242 x 53,5 / 201,3
			➡	Automatikgetriebe		24.0220-0001.2 480013	Ø 242 x 53,5 / 201,3
			➡	Schaltgetriebe; nicht für Fahrzeuge mit verstärkter Bremse		24.0220-0011.2 480016	Ø 228 x 37,4 / 201
1.6	55	09/95→01/98	➡	Automatikgetriebe		24.0220-0001.2 480013	Ø 242 x 53,5 / 201,3
			➡	Schaltgetriebe		24.0220-0011.2 480016	Ø 228 x 37,4 / 201
1.6 i	55	09/91→01/98	➡	10/91→; Automatikgetriebe		24.0220-0001.2 480013	Ø 242 x 53,5 / 201,3
			➡	10/91→; Schaltgetriebe		24.0220-0011.2 480016	Ø 228 x 37,4 / 201
1.6 i 16V 1.7 TD 1.7 TDS	74 50 60	08/94→01/98 11/94→01/98 12/91→01/98	➡			24.0220-0001.2 480013	Ø 242 x 53,5 / 201,3
			➡	für Fahrzeuge mit verstärkter Bremse		24.0220-0001.2 480013	Ø 242 x 53,5 / 201,3
				nicht für Fahrzeuge mit verstärkter Bremse		24.0220-0011.2 480016	Ø 228 x 37,4 / 201
1.7 D	44	07/92→01/98	➡			24.0220-0001.2 480013	Ø 242 x 53,5 / 201,3
			➡			24.0220-0011.2 480016	Ø 228 x 37,4 / 201
1.8 i	66	09/91→01/98	➡	10/91→		24.0220-0001.2 480013	Ø 242 x 53,5 / 201,3
2.0 i	85	09/91→01/98	➡			24.0220-0001.2 480013	Ø 242 x 53,5 / 201,3
1.8 i 16V	85	09/94→01/98	➡	11/94→		24.0220-0001.2 480013	Ø 242 x 53,5 / 201,3
 Bremsbackensatz							
1.4 i	44	09/91→01/98	➡	→ SP999999		03.0137-0266.2 650266	Ø 200 x 29 + HEB
			➡	T2500001→		03.0137-0267.2 650267	Ø 200 x 46 + HEB
						03.0420-4019.3 684019	DEL Ø 200 x 46 + RZ / + Zub Kit
						03.0520-4019.3 694019	DEL Ø 200 x 46 + RZ / + Zub TopKit
						03.0525-0011.3 EQ0011	TRW Ø 200 x 46 - RZ / + Zub Easy Quick
➡	R2500001→ SP999999		03.0420-1019.3 681019	TRW Ø 200 x 29 + RZ / + Zub Kit			
			03.0520-1019.3 691019	TRW Ø 200 x 29 + RZ / + Zub TopKit			
			03.0525-0010.3 EQ0010	TRW Ø 200 x 29 - RZ / + Zub Easy Quick			
➡	→ R2500000		03.0520-1917.3 691917	TRW Ø 200 x 29 + RZ / + Zub TopKit			
			03.0525-0010.3 EQ0010	TRW Ø 200 x 29 - RZ / + Zub Easy Quick			
1.4 i 16V 1.4 Si 1.6 1.7 D	66 60 55 44	09/96→02/98 03/92→01/98 09/95→01/98 07/92→01/98	➡	→ SP999999; Schaltgetriebe		03.0137-0266.2 650266	Ø 200 x 29 + HEB
			➡	Automatikgetriebe		03.0137-0267.2 650267	Ø 200 x 46 + HEB
						03.0420-4019.3 684019	DEL Ø 200 x 46 + RZ / + Zub Kit
						03.0520-4019.3 694019	DEL Ø 200 x 46 + RZ / + Zub TopKit
						03.0525-0011.3 EQ0011	TRW Ø 200 x 46 - RZ / + Zub Easy Quick
			➡	T2500001→; Schaltgetriebe		03.0137-0267.2 650267	Ø 200 x 46 + HEB
						03.0420-4019.3 684019	DEL Ø 200 x 46 + RZ / + Zub TopKit
			03.0520-4019.3 694019	DEL Ø 200 x 46 + RZ / + Zub TopKit			
			03.0525-0011.3 EQ0011	TRW Ø 200 x 46 - RZ / + Zub Easy Quick			
➡	R2500001→ SP999999; Schaltgetriebe		03.0420-1019.3 681019	TRW Ø 200 x 29 + RZ / + Zub Kit			
			03.0520-1019.3 691019	TRW Ø 200 x 29 + RZ / + Zub TopKit			
			03.0525-0010.3 EQ0010	TRW Ø 200 x 29 - RZ / + Zub Easy Quick			
➡	→ R2500000; Schaltgetriebe		03.0520-1917.3 691917	TRW Ø 200 x 29 + RZ / + Zub TopKit			
			03.0525-0010.3 EQ0010	TRW Ø 200 x 29 - RZ / + Zub Easy Quick			
1.6 i	55	09/91→01/98	➡	10/91→; → SP999999; Schaltgetriebe		03.0137-0266.2 650266	Ø 200 x 29 + HEB
			➡	10/91→; Automatikgetriebe		03.0137-0267.2 650267	Ø 200 x 46 + HEB
						03.0420-4019.3 684019	DEL Ø 200 x 46 + RZ / + Zub Kit












	kw					! #		
OPEL - ASTRA F CC (T92) 09/91→02/98								
 Bremsbackensatz								
1.6 i	55	09/91→01/98	➔	10/91→; Automatikgetriebe			03.0520-4019.3 694019	DEL Ø 200 x 46 + RZ / + Zub TopKit
						03.0525-0011.3 EQ0011	TRW Ø 200 x 46 - RZ / + Zub Easy Quick	
			➔	T2500001→; Schaltgetriebe			03.0137-0267.2 650267	Ø 200 x 46 + HEB
						03.0420-4019.3 684019	DEL Ø 200 x 46 + RZ / + Zub Kit	
1.6 i 16V	74	08/94→01/98	➔				03.0520-4019.3 694019	DEL Ø 200 x 46 + RZ / + Zub TopKit
						03.0525-0011.3 EQ0011	TRW Ø 200 x 46 - RZ / + Zub Easy Quick	
			➔	R2500001→ SP999999; Schaltgetriebe			03.0420-1019.3 681019	TRW Ø 200 x 29 + RZ / + Zub Kit
						03.0520-1019.3 691019	TRW Ø 200 x 29 + RZ / + Zub TopKit	
1.7 TD 1.7 TDS	50 60	11/94→01/98 12/91→01/98	➔				03.0525-0010.3 EQ0010	TRW Ø 200 x 29 - RZ / + Zub Easy Quick
			➔	R2500001→			03.0520-1917.3 691917	TRW Ø 200 x 29 + RZ / + Zub TopKit
						03.0525-0010.3 EQ0010	TRW Ø 200 x 29 - RZ / + Zub Easy Quick	
			➔	→ R2500000			03.0520-3717.3 693717	Ø 200 x 46 + RZ / + Zub TopKit
1.8 i 2.0 i	66 85	09/91→01/98 09/91→01/98	➔	10/91→			03.0525-0011.3 EQ0011	TRW Ø 200 x 46 - RZ / + Zub Easy Quick
			➔	R2500001→			03.0137-0267.2 650267	Ø 200 x 46 + HEB
						03.0420-4019.3 684019	DEL Ø 200 x 46 + RZ / + Zub Kit	
						03.0520-4019.3 694019	DEL Ø 200 x 46 + RZ / + Zub TopKit	
1.8 i 16V	85	09/94→01/98	➔	11/94→			03.0525-0011.3 EQ0011	TRW Ø 200 x 46 - RZ / + Zub Easy Quick
						03.0137-0267.2 650267	Ø 200 x 46 + HEB	
						03.0420-4019.3 684019	DEL Ø 200 x 46 + RZ / + Zub Kit	
						03.0520-4019.3 694019	DEL Ø 200 x 46 + RZ / + Zub TopKit	
 Bremsbackensatz, Feststellbremse								
1.8 i 16V	85	09/94→01/98	➔				03.0137-0172.2 650172	Ø 160 x 25
2.0 i 16V	100	02/95→01/98	➔					
2.0 GSI 16V	110	09/91→01/98	➔	10/91→			03.0137-0172.2 650172	Ø 160 x 25
Zubehörsatz, Feststellbremsbacken								
1.8 i 16V	85	09/94→01/98	➔				03.0137-9243.2 669243	
2.0 i 16V	100	02/95→01/98	➔					
2.0 GSI 16V	110	09/91→01/98	➔	10/91→			03.0137-9243.2 669243	
 Seilzug, Feststellbremse								
1.4	60	09/92→01/98		Trommelbremse; ↓	1	24.3727-0735.2 580735		L= 1.273 L2= 1.690 + Zub
1.4 i	44	09/91→01/98						
1.4 i 16V	66	09/96→02/98						
1.6	55	09/95→01/98						
1.6 i 16V	74	08/94→01/98						
1.7 D	44	07/92→01/98						
1.7 TD	50	11/94→01/98						
1.7 TDS	60	12/91→01/98						
→								










	kw					! #		
OPEL - ASTRA F CC (T92) 09/91→02/98								
 Seilzug, Feststellbremse								
1.6 i	55	09/91→01/98			10/91→; Trommelbremse; ↓	1	24.3727-0735.2 580735	L= 1.273 L2= 1.690 + Zub
1.8 i	66	09/91→01/98						
2.0 i	85	09/91→01/98						
1.8 i 16V	85	09/94→01/98			Trommelbremse; ↓	1	24.3727-0732.2 580732	L= 1.288 L2= 1.398 + Zub
2.0 i 16V	100	02/95→01/98			Scheibenbremse; ↓	1	24.3727-0742.2 580742	L= 1.175 L2= 1.575 + Zub
2.0 GSI 16V	110	09/91→01/98			10/91→; Trommelbremse; ↓	1	24.3727-0732.2 580732	L= 1.288 L2= 1.398 + Zub
					10/91→; Scheibenbremse; ↓	1	24.3727-0742.2 580742	L= 1.175 L2= 1.575 + Zub
OPEL - ASTRA F CLASSIC Caravan (T92) 01/98→01/05								
 Radbremszylinder								
1.4 i	44	01/98→01/05	➔			2	24.3219-1715.3 020122	ALU
1.6 i	55	01/98→01/05						
1.6 i 16V	74	01/98→01/05						
Zubehörsatz, Bremsbacken								
1.4 i	44	01/98→01/05	➔				03.0137-9215.2 669215	
1.6 i	55	01/98→01/05						
1.6 i 16V	74	01/98→01/05						
 Bremstrommel								
1.4 i	44	01/98→01/05	➔				24.0223-0013.2 480061	Ø 265 x 50 / 231
1.6 i	55	01/98→01/05						
1.6 i 16V	74	01/98→01/05						
 Bremsbackensatz								
1.4 i	44	01/98→01/05	➔	→ SP999999			03.0137-0267.2 650267	Ø 200 x 46 + HEB
1.6 i	55	01/98→01/05					03.0420-4019.3 684019	DEL Ø 200 x 46 + RZ / + Zub Kit
1.6 i 16V	74	01/98→01/05					03.0520-4019.3 694019	DEL Ø 200 x 46 + RZ / + Zub TopKit
							03.0525-0011.3 EQ0011	TRW Ø 200 x 46 - RZ / + Zub Easy Quick
			➔	T2500001→			03.0137-0322.2 650322	Ø 230 x 42
							03.0520-5719.3 695719	TRW Ø 230 x 42 + RZ / + Zub TopKit
							03.0525-0016.3 EQ0016	TRW Ø 230 x 42 - RZ / + Zub Easy Quick
 Seilzug, Feststellbremse								
1.4 i	44	01/98→01/05			↓	1	24.3727-0732.2 580732	L= 1.288 L2= 1.398 + Zub
1.6 i	55	01/98→01/05						
1.6 i 16V	74	01/98→01/05						
OPEL - ASTRA F CLASSIC CC (T92) 01/98→08/02								
 Radbremszylinder								
1.4 i	44	01/98→08/02	➔			2	24.3219-1715.3 020122	ALU
1.6 i	55	01/98→08/02						
1.6 i 16V	74	01/98→08/02						
Zubehörsatz, Bremsbacken								
1.4 i	44	01/98→08/02	➔				03.0137-9167.2 669167	
1.6 i	55	01/98→08/02						
1.6 i 16V	74	01/98→08/02						
 Bremstrommel								
1.4 i	44	01/98→08/02	➔				24.0220-0001.2 480013	Ø 242 x 53,5 / 201,3
1.6 i	55	01/98→08/02						
1.6 i 16V	74	01/98→08/02						
 Bremsbackensatz								
1.4 i	44	01/98→08/02	➔				03.0137-0267.2 650267	Ø 200 x 46 + HEB
1.6 i	55	01/98→08/02						
1.6 i 16V	74	01/98→08/02						
 Seilzug, Feststellbremse								
1.4 i	44	01/98→08/02			↓	1	24.3727-0735.2 580735	L= 1.273 L2= 1.690 + Zub
1.6 i	55	01/98→08/02						
1.6 i 16V	74	01/98→08/02						
OPEL - ASTRA F CLASSIC Stufenheck (T92) 01/98→08/02								
 Radbremszylinder								
1.4 i	44	01/98→08/02	➔			2	24.3219-1715.3 020122	ALU
1.6 i	55	01/98→08/02						
➔								















	kw					! #		
OPEL - ASTRA F CLASSIC Stufenheck (T92) 01/98→08/02								
 Radbremszylinder								
1.6 i 16V	74	01/98→08/02	➔			2	24.3219-1715.3 020122 24.3219-1767.3 020552	ALU GG
Zubehörsatz, Bremsbacken								
1.4 i 1.6 i 1.6 i 16V	44 55 74	01/98→08/02 01/98→08/02 01/98→08/02	➔				03.0137-9167.2 669167	
 Bremstrommel								
1.4 i 1.6 i 1.6 i 16V	44 55 74	01/98→08/02 01/98→08/02 01/98→08/02	➔				24.0220-0001.2 480013	Ø 242 x 53,5 / 201,3
 Bremsbackensatz								
1.4 i 1.6 i 1.6 i 16V	44 55 74	01/98→08/02 01/98→08/02 01/98→08/02	➔				03.0137-0267.2 650267	Ø 200 x 46 + HEB
 Seilzug, Feststellbremse								
1.4 i 1.6 i 1.6 i 16V	44 55 74	01/98→08/02 01/98→08/02 01/98→08/02	⬇			1	24.3727-0735.2 580735	L= 1.273 L2= 1.690 + Zub
OPEL - ASTRA F Kasten/Kombi (T92) 10/91→01/99								
 Radbremszylinder								
1.4 i 1.7 D 1.7 TD	44 44 50	10/91→01/99 07/92→01/99 08/94→01/99	➔	→ 09/98			24.3219-1715.3 020122 24.3219-1767.3 020552	ALU GG
1.6 i 1.7 TD	55 60	10/91→02/98 03/95→02/98	➔				24.3219-1715.3 020122 24.3219-1767.3 020552	ALU GG
Zubehörsatz, Bremsbacken								
1.4 i 1.7 D 1.7 TD	44 44 50	10/91→01/99 07/92→01/99 08/94→01/99	➔	→ SP999999 T2500001→; → 09/98			03.0137-9167.2 669167 03.0137-9215.2 669215	
1.6 i 1.7 TD	55 60	10/91→02/98 03/95→02/98	➔	→ SP999999 T2500001→			03.0137-9167.2 669167 03.0137-9215.2 669215	
 Bremstrommel								
1.4 i 1.7 D 1.7 TD	44 44 50	10/91→01/99 07/92→01/99 08/94→01/99	➔	→ ST999999 T2500001→; → 09/98			24.0220-0001.2 480013 24.0223-0013.2 480061	Ø 242 x 53,5 / 201,3 Ø 265 x 50 / 231
1.6 i 1.7 TD	55 60	10/91→02/98 03/95→02/98	➔	→ ST999999 T2500001→			24.0220-0001.2 480013 24.0223-0013.2 480061	Ø 242 x 53,5 / 201,3 Ø 265 x 50 / 231
 Bremsbackensatz								
1.4 i 1.7 D 1.7 TD	44 44 50	10/91→01/99 07/92→01/99 08/94→01/99	➔	→ SP999999 T2500001→; → 09/98			03.0137-0267.2 650267 03.0420-4019.3 684019 03.0520-4019.3 694019 03.0525-0011.3 EQ0011	Ø 200 x 46 + HEB DEL Ø 200 x 46 + RZ / + Zub Kit DEL Ø 200 x 46 + RZ / + Zub TopKit TRW Ø 200 x 46 - RZ / + Zub Easy Quick
			➔	T2500001→; → 09/98			03.0137-0322.2 650322 03.0520-5719.3 695719 03.0525-0016.3 EQ0016	Ø 230 x 42 TRW Ø 230 x 42 + RZ / + Zub TopKit TRW Ø 230 x 42 - RZ / + Zub Easy Quick
1.6 i 1.7 TD	55 60	10/91→02/98 03/95→02/98	➔	→ SP999999 T2500001→			03.0137-0267.2 650267 03.0420-4019.3 684019 03.0520-4019.3 694019 03.0525-0011.3 EQ0011	Ø 200 x 46 + HEB DEL Ø 200 x 46 + RZ / + Zub Kit DEL Ø 200 x 46 + RZ / + Zub TopKit TRW Ø 200 x 46 - RZ / + Zub Easy Quick
			➔	T2500001→			03.0137-0322.2 650322 03.0520-5719.3 695719 03.0525-0016.3 EQ0016	Ø 230 x 42 TRW Ø 230 x 42 + RZ / + Zub TopKit TRW Ø 230 x 42 - RZ / + Zub Easy Quick











































	kw					! #		
OPEL - ASTRA F Kasten/Kombi (T92) 10/91→01/99								
 Seilzug, Feststellbremse								
1.4 i 1.7 D 1.7 TD	44 44 50	10/91→01/99 07/92→01/99 08/94→01/99			→ 09/98; Trommelbremse; 	1	24.3727-0732.2 580732	L= 1.288 L2= 1.398 + Zub
1.6 i 1.7 TD	55 60	10/91→02/98 03/95→02/98			Trommelbremse; 	1	24.3727-0732.2 580732	L= 1.288 L2= 1.398 + Zub
OPEL - ASTRA G Cabriolet (T98) 03/01→10/05								
 Seilzug, Feststellbremse								
2.0 16V Turbo 2.0 OPC 2.2 16V 2.2 DTI	147 141 108 92	11/02→10/05 03/02→10/05 03/01→10/05 09/02→10/05			42000001→; Scheibenbremse; 	1	24.3727-0748.2 580748	L= 279 + Zub
					→ 22006460; Scheibenbremse; 	1	24.3727-0748.2 580748	L= 279 + Zub
					22006461→ 38999999; Scheibenbremse; 	1	24.3727-0748.2 580748	L= 279 + Zub
					→ 22006460; Scheibenbremse; 	1	24.3727-0752.2 580752	L= 1.593 L2= 1.593 + Zub
					22006461→ 38999999; Scheibenbremse; 	1	24.3727-0753.2 580753	L= 1.592 L2= 1.592 + Zub
					42000001→; Scheibenbremse; 	1	24.3727-0783.2 580783	L= 1.587 L2= 1.587 + Zub
OPEL - ASTRA G Caravan (T98) 02/98→07/04								
 Radbremszylinder								
1.2 16V 1.6 1.6 16V 1.7 TD	48 55 74 50	02/98→09/00 02/98→09/00 02/98→07/04 02/98→08/00	➡	04/98→		2	24.3219-1715.3 020122	ALU
1.2 16V 1.4 16V 1.4 LPG 1.6 1.6 CNG 1.6 LPG 1.7 DTI 16V	55 66 66 62 - 76 71 74 - 76 55	09/00→07/04 06/98→07/04 03/98→07/04 09/00→07/04 03/03→07/04 03/98→07/04 02/00→07/04	➡			2	24.3219-1715.3 020122	ALU
Zubehörsatz, Bremsbacken								
1.2 16V 1.6 1.6 16V	48 55 74	02/98→09/00 02/98→09/00 02/98→07/04	➡	22000001→			03.0137-9215.2 669215	
			➡	04/98→; → 18999999			03.0137-9215.2 669215	
1.2 16V 1.4 16V 1.4 LPG 1.6 1.6 CNG 1.6 LPG 1.7 DTI 16V 1.7 TD	55 66 66 62 - 76 71 74 - 76 50	09/00→07/04 06/98→07/04 03/98→07/04 09/00→07/04 03/03→07/04 03/98→07/04 02/00→07/04 02/98→08/00	➡	22000001→			03.0137-9215.2 669215	
			➡	→ 18999999			03.0137-9215.2 669215	
			➡	04/98→			03.0137-9215.2 669215	
 Bremstrommel								
1.2 16V 1.6 1.6 16V 1.7 TD	48 55 74 50	02/98→09/00 02/98→09/00 02/98→07/04 02/98→08/00	➡	04/98→			24.0223-0013.2 480061	Ø 265 x 50 / 231
1.2 16V 1.4 16V 1.4 LPG 1.6 1.6 CNG 1.6 LPG 1.7 DTI 16V	55 66 66 62 - 76 71 74 - 76 55	09/00→07/04 06/98→07/04 03/98→07/04 09/00→07/04 03/03→07/04 03/98→07/04 02/00→07/04	➡				24.0223-0013.2 480061	Ø 265 x 50 / 231
 Bremsbackensatz								
1.2 16V 1.6 1.6 16V	48 55 74	02/98→09/00 02/98→09/00 02/98→07/04	➡	04/98→; → 18999999			03.0137-0322.2 650322 03.0520-5719.3 695719 03.0525-0016.3 EQ0016	Ø 230 x 42 TRW Ø 230 x 42 + RZ / + Zub TopKit TRW Ø 230 x 42 - RZ / + Zub Easy Quick
			➡	22000001→			03.0137-0424.2 650424 03.0520-6019.3 696019	Ø 230 x 42 + HEB Ø 230 x 42 + RZ / + Zub TopKit
1.2 16V 1.4 16V 1.4 LPG ➔	55 66 66	09/00→07/04 06/98→07/04 03/98→07/04	➡	→ 18999999			03.0137-0322.2 650322 03.0520-5719.3 695719	Ø 230 x 42 TRW Ø 230 x 42 + RZ / + Zub TopKit














	kw			 	! #		
OPEL - ASTRA G Caravan (T98) 02/98→07/04							
Bremsbackensatz							
1.6	62 - 76	09/00→07/04	➔	→ 18999999		03.0525-0016.3 EQ0016	TRW Ø 230 x 42 - RZ / + Zub Easy Quick
1.6 CNG	71	03/03→07/04					
1.6 LPG	74 - 76	03/98→07/04	➔	22000001→		03.0137-0424.2 650424 03.0520-6019.3 696019	Ø 230 x 42 + HEB Ø 230 x 42 + RZ / + Zub TopKit
1.7 DTI 16V	55	02/00→07/04					
1.7 TD	50	02/98→08/00	➔	04/98→		03.0137-0322.2 650322 03.0520-5719.3 695719 03.0525-0016.3 EQ0016	Ø 230 x 42 TRW Ø 230 x 42 + RZ / + Zub TopKit TRW Ø 230 x 42 - RZ / + Zub Easy Quick
Seilzug, Feststellbremse							
1.2 16V	48	02/98→09/00		04/98→; Trommelbremse; ⬇	2	24.3727-0746.2 580746	L= 182 + Zub
1.6	55	02/98→09/00		04/98→; Trommelbremse; ⬇	1	24.3727-0747.2 580747	L= 1.252 L2= 1.252 + Zub
1.6 16V	74	02/98→07/04		42000001→; Scheibenbremse; ⬆	1	24.3727-0748.2 580748	L= 279 + Zub
				04/98→; → 22006460; Scheibenbremse; ⬆	1	24.3727-0748.2 580748	L= 279 + Zub
				04/98→; Trommelbremse; ⬆	1	24.3727-0748.2 580748	L= 279 + Zub
				22006461→ 38999999; Scheibenbremse; ⬆	1	24.3727-0748.2 580748	L= 279 + Zub
				04/98→; → 22006460; Scheibenbremse; ⬇	1	24.3727-0752.2 580752	L= 1.593 L2= 1.593 + Zub
				22006461→ 38999999; Scheibenbremse; ⬇	1	24.3727-0753.2 580753	L= 1.592 L2= 1.592 + Zub
				42000001→; Scheibenbremse; ⬇	1	24.3727-0783.2 580783	L= 1.587 L2= 1.587 + Zub
1.2 16V	55	09/00→07/04		Trommelbremse; ⬇	2	24.3727-0746.2 580746	L= 182 + Zub
1.4 16V	66	06/98→07/04		Trommelbremse; ⬇	1	24.3727-0747.2 580747	L= 1.252 L2= 1.252 + Zub
1.4 LPG	66	03/98→07/04		Trommelbremse; ⬇	1	24.3727-0747.2 580747	L= 1.252 L2= 1.252 + Zub
1.6	62 - 76	09/00→07/04		→ 22006460; Scheibenbremse; ⬆	1	24.3727-0748.2 580748	L= 279 + Zub
1.6 CNG	71	03/03→07/04		42000001→; Scheibenbremse; ⬆	1	24.3727-0748.2 580748	L= 279 + Zub
1.6 LPG	74 - 76	03/98→07/04		Trommelbremse; ⬆	1	24.3727-0748.2 580748	L= 279 + Zub
1.7 DTI 16V	55	02/00→07/04		22006461→ 38999999; Scheibenbremse; ⬆	1	24.3727-0748.2 580748	L= 279 + Zub
				→ 22006460; Scheibenbremse; ⬇	1	24.3727-0752.2 580752	L= 1.593 L2= 1.593 + Zub
				22006461→ 38999999; Scheibenbremse; ⬇	1	24.3727-0753.2 580753	L= 1.592 L2= 1.592 + Zub
				42000001→; Scheibenbremse; ⬇	1	24.3727-0783.2 580783	L= 1.587 L2= 1.587 + Zub
1.7 CDTI	59	04/03→05/04		→ 38999999; Scheibenbremse; ⬆	1	24.3727-0748.2 580748	L= 279 + Zub
				42000001→; Scheibenbremse; ⬆	1	24.3727-0748.2 580748	L= 279 + Zub
				→ 38999999; Scheibenbremse; ⬇	1	24.3727-0753.2 580753	L= 1.592 L2= 1.592 + Zub
				42000001→; Scheibenbremse; ⬇	1	24.3727-0783.2 580783	L= 1.587 L2= 1.587 + Zub
1.7 TD	50	02/98→08/00		04/98→; Trommelbremse; ⬇	2	24.3727-0746.2 580746	L= 182 + Zub
				04/98→; Trommelbremse; ⬇	1	24.3727-0747.2 580747	L= 1.252 L2= 1.252 + Zub
				04/98→; Trommelbremse; ⬆	1	24.3727-0748.2 580748	L= 279 + Zub
				04/98→; Scheibenbremse; ⬆	1	24.3727-0748.2 580748	L= 279 + Zub
				04/98→; Scheibenbremse; ⬇	1	24.3727-0752.2 580752	L= 1.593 L2= 1.593 + Zub
1.8 16V	85	02/98→09/00		04/98→; → 22006460; Scheibenbremse; ⬆	1	24.3727-0748.2 580748	L= 279 + Zub
2.0 16V	100	02/98→07/04		⬆			
2.0 DI	60	02/98→07/04		42000001→; Scheibenbremse; ⬆	1	24.3727-0748.2 580748	L= 279 + Zub
				22006461→ 38999999; Scheibenbremse; ⬆	1	24.3727-0748.2 580748	L= 279 + Zub
				04/98→; → 22006460; Scheibenbremse; ⬇	1	24.3727-0752.2 580752	L= 1.593 L2= 1.593 + Zub
				22006461→ 38999999; Scheibenbremse; ⬇	1	24.3727-0753.2 580753	L= 1.592 L2= 1.592 + Zub
				42000001→; Scheibenbremse; ⬇	1	24.3727-0783.2 580783	L= 1.587 L2= 1.587 + Zub
1.8 16V	92	09/00→07/04		42000001→; Scheibenbremse; ⬆	1	24.3727-0748.2 580748	L= 279 + Zub
2.0 DTI 16V	74	08/99→07/04		→ 22006460; Scheibenbremse; ⬆	1	24.3727-0748.2 580748	L= 279 + Zub
2.0 OPC	141 - 147	09/02→07/04		22006461→ 38999999; Scheibenbremse; ⬆	1	24.3727-0748.2 580748	L= 279 + Zub
2.2 16V	108	03/01→07/04		Scheibenbremse; ⬆			
2.2 DTI	86 - 92	09/02→07/04		→ 22006460; Scheibenbremse; ⬇	1	24.3727-0752.2 580752	L= 1.593 L2= 1.593 + Zub
				22006461→ 38999999; Scheibenbremse; ⬇	1	24.3727-0753.2 580753	L= 1.592 L2= 1.592 + Zub
				42000001→; Scheibenbremse; ⬇	1	24.3727-0783.2 580783	L= 1.587 L2= 1.587 + Zub

	kw			 	! #		
OPEL - ASTRA G CC (T98) 02/98→12/09							
 Radbremszylinder							
1.2 16V 1.4 16V 1.4 LPG 1.6 1.6 16V 1.6 LPG 1.7 TD	48 66 66 55 74 74 50	02/98→09/00 02/98→01/05 02/98→01/05 02/98→09/00 02/98→01/05 03/98→01/05 02/98→08/00	➔	04/98→	2	24.3219-1715.3 020122	ALU
1.2 16V 1.4 1.6 1.6 LPG 1.7 DTI 16V	55 66 62 - 76 76 55	09/00→01/05 09/07→12/09 09/00→01/05 09/00→01/05 11/02→06/07 02/00→01/05	➔		2	24.3219-1715.3 020122	ALU
Zubehörsatz, Bremsbacken							
1.2 16V	48	02/98→09/00	➔	04/98→		03.0137-9167.2 669167	
1.2 16V	55	09/00→01/05	➔			03.0137-9167.2 669167	
1.4 1.6 1.6 LPG 1.7 DTI 16V	66 62 - 76 76 55	09/07→12/09 09/00→01/05 11/02→06/07 02/00→01/05	➔	22000001→ → 18999999		03.0137-9215.2 669215	
1.4 16V 1.4 LPG 1.6 1.6 16V 1.6 LPG 1.7 TD	66 66 55 74 74 50	02/98→01/05 02/98→01/05 02/98→09/00 02/98→01/05 03/98→01/05 02/98→08/00	➔	22000001→ 04/98→; → 18999999 04/98→		03.0137-9215.2 669215 03.0137-9215.2 669215 03.0137-9215.2 669215	
 Bremstrommel							
1.2 16V	48	02/98→09/00	➔	04/98→		24.0220-0001.2 480013	Ø 242 x 53,5 / 201,3
1.2 16V	55	09/00→01/05	➔			24.0220-0001.2 480013	Ø 242 x 53,5 / 201,3
1.4 1.6 1.6 LPG 1.7 DTI 16V	66 62 - 76 76 55	09/07→12/09 09/00→01/05 11/02→06/07 02/00→01/05	➔			24.0223-0013.2 480061	Ø 265 x 50 / 231
1.4 16V 1.4 LPG 1.6 1.6 16V 1.6 LPG 1.7 TD	66 66 55 74 74 50	02/98→01/05 02/98→01/05 02/98→09/00 02/98→01/05 03/98→01/05 02/98→08/00	➔	04/98→		24.0223-0013.2 480061	Ø 265 x 50 / 231
 Bremsbackensatz							
1.2 16V	48	02/98→09/00	➔	04/98→		03.0137-0267.2 650267	Ø 200 x 46 + HEB
1.2 16V	55	09/00→01/05	➔			03.0137-0267.2 650267	Ø 200 x 46 + HEB
1.4 1.6 1.6 LPG 1.7 DTI 16V	66 62 - 76 76 55	09/07→12/09 09/00→01/05 11/02→06/07 02/00→01/05	➔	→ 18999999		03.0137-0322.2 650322 03.0520-5719.3 695719 03.0525-0016.3 EQ0016	Ø 230 x 42 TRW Ø 230 x 42 + RZ / + Zub TopKit TRW Ø 230 x 42 - RZ / + Zub Easy Quick
			➔	22000001→		03.0137-0424.2 650424 03.0520-6019.3 696019	Ø 230 x 42 + HEB Ø 230 x 42 + RZ / + Zub TopKit
1.4 16V 1.4 LPG 1.6 1.6 16V 1.6 LPG	66 66 55 74 74	02/98→01/05 02/98→01/05 02/98→09/00 02/98→01/05 03/98→01/05	➔	04/98→; → 18999999		03.0137-0322.2 650322 03.0520-5719.3 695719 03.0525-0016.3 EQ0016	Ø 230 x 42 TRW Ø 230 x 42 + RZ / + Zub TopKit TRW Ø 230 x 42 - RZ / + Zub Easy Quick
			➔	22000001→		03.0137-0424.2 650424 03.0520-6019.3 696019	Ø 230 x 42 + HEB Ø 230 x 42 + RZ / + Zub TopKit
1.7 TD	50	02/98→08/00	➔	04/98→		03.0137-0322.2 650322 03.0520-5719.3 695719 03.0525-0016.3 EQ0016	Ø 230 x 42 TRW Ø 230 x 42 + RZ / + Zub TopKit TRW Ø 230 x 42 - RZ / + Zub Easy Quick
 Seilzug, Feststellbremse							
1.2 16V 1.4 16V 1.4 LPG 1.6 →	48 66 66 55	02/98→09/00 02/98→01/05 02/98→01/05 02/98→09/00		04/98→; Trommelbremse; ⚠ 04/98→; Trommelbremse; ⚠ 42000001→; Scheibenbremse; ⚠	2 1 1	24.3727-0746.2 580746 24.3727-0747.2 580747 24.3727-0748.2 580748	L= 182 + Zub L= 1.252 L2= 1.252 + Zub L= 279 + Zub








	kw			 	! #		
OPEL - ASTRA G CC (T98) 02/98→12/09							
 Seilzug, Feststellbremse							
1.6 16V 1.6 LPG	74	02/98→01/05		04/98→; → 22006460; Scheibenbremse;	1	24.3727-0748.2 580748	L= 279 + Zub
	74	03/98→01/05		↑	1	24.3727-0748.2 580748	L= 279 + Zub
				04/98→; Trommelbremse; ↑	1	24.3727-0748.2 580748	L= 279 + Zub
				22006461→ 38999999; Scheibenbremse; ↑	1	24.3727-0748.2 580748	L= 279 + Zub
				04/98→; → 22006460; Scheibenbremse; ↓	1	24.3727-0752.2 580752	L= 1.593 L2= 1.593 + Zub
				22006461→ 38999999; Scheibenbremse; ↓	1	24.3727-0753.2 580753	L= 1.592 L2= 1.592 + Zub
1.2 16V 1.4 1.6 1.6 LPG 1.7 DTI 16V	55	09/00→01/05		Trommelbremse; ↓	2	24.3727-0746.2 580746	L= 182 + Zub
	66	09/07→12/09		Trommelbremse; ↓	1	24.3727-0747.2 580747	L= 1.252 L2= 1.252 + Zub
	62 -	09/00→01/05		→ 22006460; Scheibenbremse; ↑	1	24.3727-0748.2 580748	L= 279 + Zub
	76	11/02→06/07		42000001→; Scheibenbremse; ↑	1	24.3727-0748.2 580748	L= 279 + Zub
	76	02/00→01/05		Trommelbremse; ↑	1	24.3727-0748.2 580748	L= 279 + Zub
				22006461→ 38999999; Scheibenbremse; ↑	1	24.3727-0748.2 580748	L= 279 + Zub
				→ 22006460; Scheibenbremse; ↓	1	24.3727-0752.2 580752	L= 1.593 L2= 1.593 + Zub
				22006461→ 38999999; Scheibenbremse; ↓	1	24.3727-0753.2 580753	L= 1.592 L2= 1.592 + Zub
				42000001→; Scheibenbremse; ↓	1	24.3727-0783.2 580783	L= 1.587 L2= 1.587 + Zub
				→ 38999999; Scheibenbremse; ↑	1	24.3727-0748.2 580748	L= 279 + Zub
1.7 CDTI	59	04/03→01/05		42000001→; Scheibenbremse; ↑	1	24.3727-0748.2 580748	L= 279 + Zub
				→ 38999999; Scheibenbremse; ↓	1	24.3727-0753.2 580753	L= 1.592 L2= 1.592 + Zub
				42000001→; Scheibenbremse; ↓	1	24.3727-0783.2 580783	L= 1.587 L2= 1.587 + Zub
				→ 38999999; Scheibenbremse; ↑	1	24.3727-0748.2 580748	L= 279 + Zub
1.7 TD	50	02/98→08/00		04/98→; Trommelbremse; ↓	2	24.3727-0746.2 580746	L= 182 + Zub
				04/98→; Trommelbremse; ↓	1	24.3727-0747.2 580747	L= 1.252 L2= 1.252 + Zub
				04/98→; Trommelbremse; ↑	1	24.3727-0748.2 580748	L= 279 + Zub
				04/98→; Scheibenbremse; ↑	1	24.3727-0748.2 580748	L= 279 + Zub
				04/98→; Scheibenbremse; ↓	1	24.3727-0752.2 580752	L= 1.593 L2= 1.593 + Zub
1.8 1.8 16V 2.0 16V OPC 2.0 DTI 16V 2.0 OPC 2.2 DTI	81	02/03→01/04		42000001→; Scheibenbremse; ↑	1	24.3727-0748.2 580748	L= 279 + Zub
	92	09/00→01/05		→ 22006460; Scheibenbremse; ↑	1	24.3727-0748.2 580748	L= 279 + Zub
	118	11/99→09/02		22006461→ 38999999; Scheibenbremse; ↑	1	24.3727-0748.2 580748	L= 279 + Zub
	74	08/99→01/05		→ 22006460; Scheibenbremse; ↓	1	24.3727-0752.2 580752	L= 1.593 L2= 1.593 + Zub
	141 -	09/02→01/05		22006461→ 38999999; Scheibenbremse; ↓	1	24.3727-0753.2 580753	L= 1.592 L2= 1.592 + Zub
	147	09/02→01/05		42000001→; Scheibenbremse; ↓	1	24.3727-0783.2 580783	L= 1.587 L2= 1.587 + Zub
1.8 16V 2.0 16V 2.0 DI	85	02/98→09/00		04/98→; → 22006460; Scheibenbremse;	1	24.3727-0748.2 580748	L= 279 + Zub
	100	02/98→01/05		↑	1	24.3727-0748.2 580748	L= 279 + Zub
	60	02/98→01/05		42000001→; Scheibenbremse; ↑	1	24.3727-0748.2 580748	L= 279 + Zub
				22006461→ 38999999; Scheibenbremse; ↑	1	24.3727-0748.2 580748	L= 279 + Zub
				04/98→; → 22006460; Scheibenbremse; ↓	1	24.3727-0752.2 580752	L= 1.593 L2= 1.593 + Zub
				22006461→ 38999999; Scheibenbremse; ↓	1	24.3727-0753.2 580753	L= 1.592 L2= 1.592 + Zub
2.2 16V	108	06/00→01/05		42000001→; Scheibenbremse; ↓	1	24.3727-0783.2 580783	L= 1.587 L2= 1.587 + Zub
				09/00→; → 22006460; Scheibenbremse;	1	24.3727-0748.2 580748	L= 279 + Zub
				↑	1	24.3727-0748.2 580748	L= 279 + Zub
				42000001→; Scheibenbremse; ↑	1	24.3727-0748.2 580748	L= 279 + Zub
				22006461→ 38999999; Scheibenbremse; ↑	1	24.3727-0748.2 580748	L= 279 + Zub
			09/00→; → 22006460; Scheibenbremse;	1	24.3727-0752.2 580752	L= 1.593 L2= 1.593 + Zub	
			↓	1	24.3727-0753.2 580753	L= 1.592 L2= 1.592 + Zub	
			22006461→ 38999999; Scheibenbremse; ↓	1	24.3727-0753.2 580753	L= 1.592 L2= 1.592 + Zub	
			42000001→; Scheibenbremse; ↓	1	24.3727-0783.2 580783	L= 1.587 L2= 1.587 + Zub	
OPEL - ASTRA G CLASSIC (T98) 03/04→07/09							
 Radbremszylinder							
1.4 16V 1.6 1.6 16V →	66	05/04→07/09	➔		2	24.3219-1715.3 020122	ALU
	76	03/06→06/08					
	74	05/04→02/06					








	kw					! #		
OPEL - ASTRA G CLASSIC (T98) 03/04→07/09								
Zubehörsatz, Bremsbacken								
1.4 16V	66	05/04→07/09	➡	22000001→			03.0137-9215.2 669215	
1.6	76	03/06→06/08						
1.6 16V	74	05/04→02/06	➡	→ 18999999			03.0137-9215.2 669215	
 Bremstrommel								
1.4 16V	66	05/04→07/09	➡				24.0223-0013.2 480061	Ø 265 x 50 / 231
1.6	76	03/06→06/08						
1.6 16V	74	05/04→02/06						
 Bremsbackensatz								
1.4 16V	66	05/04→07/09	➡	→ 18999999			03.0137-0322.2 650322	Ø 230 x 42
1.6	76	03/06→06/08					03.0520-5719.3 695719	TRW Ø 230 x 42 + RZ / + Zub TopKit
1.6 16V	74	05/04→02/06					03.0525-0016.3 EQ0016	TRW Ø 230 x 42 - RZ / + Zub Easy Quick
			➡	22000001→			03.0137-0424.2 650424	Ø 230 x 42 + HEB
							03.0520-6019.3 696019	Ø 230 x 42 + RZ / + Zub TopKit
 Seilzug, Feststellbremse								
1.4 16V	66	05/04→07/09		Trommelbremse; ⬇	2	24.3727-0746.2 580746		L= 182 + Zub
1.6	76	03/06→06/08		Trommelbremse; ⬇	1	24.3727-0747.2 580747		L= 1.252 L2= 1.252 + Zub
1.6 16V	74	05/04→02/06		→ 22006460; Scheibenbremse; ⬆	1	24.3727-0748.2 580748		L= 279 + Zub
				42000001→; Scheibenbremse; ⬆	1	24.3727-0748.2 580748		L= 279 + Zub
				Trommelbremse; ⬆	1	24.3727-0748.2 580748		L= 279 + Zub
				22006461→ 38999999; Scheibenbremse; ⬆	1	24.3727-0748.2 580748		L= 279 + Zub
				→ 22006460; Scheibenbremse; ⬇	1	24.3727-0752.2 580752		L= 1.593 L2= 1.593 + Zub
				22006461→ 38999999; Scheibenbremse; ⬇	1	24.3727-0753.2 580753		L= 1.592 L2= 1.592 + Zub
				42000001→; Scheibenbremse; ⬇	1	24.3727-0783.2 580783		L= 1.587 L2= 1.587 + Zub
1.7 CDTI	59	06/04→07/09		→ 38999999; Scheibenbremse; ⬆	1	24.3727-0748.2 580748		L= 279 + Zub
				42000001→; Scheibenbremse; ⬆	1	24.3727-0748.2 580748		L= 279 + Zub
				→ 38999999; Scheibenbremse; ⬇	1	24.3727-0753.2 580753		L= 1.592 L2= 1.592 + Zub
				42000001→; Scheibenbremse; ⬇	1	24.3727-0783.2 580783		L= 1.587 L2= 1.587 + Zub
OPEL - ASTRA G CLASSIC Caravan (F35) 03/04→07/09								
 Radbremszylinder								
1.4	66	10/07→07/09	➡		2	24.3219-1715.3 020122		ALU
1.4 16V	66	07/04→09/07						
1.6	74 - 76	06/04→07/09						
Zubehörsatz, Bremsbacken								
1.4	66	10/07→07/09	➡				03.0137-9215.2 669215	
1.4 16V	66	07/04→09/07						
1.6	74 - 76	06/04→07/09	➡	22000001→			03.0137-9215.2 669215	
			➡	→ 18999999			03.0137-9215.2 669215	
 Bremstrommel								
1.4	66	10/07→07/09	➡				24.0223-0013.2 480061	Ø 265 x 50 / 231
1.4 16V	66	07/04→09/07						
1.6	74 - 76	06/04→07/09						
 Bremsbackensatz								
1.4	66	10/07→07/09	➡				03.0137-0424.2 650424	Ø 230 x 42 + HEB
1.4 16V	66	07/04→09/07					03.0520-6019.3 696019	Ø 230 x 42 + RZ / + Zub TopKit
1.6	74 - 76	06/04→07/09	➡	→ 18999999			03.0137-0322.2 650322	Ø 230 x 42
							03.0520-5719.3 695719	TRW Ø 230 x 42 + RZ / + Zub TopKit
							03.0525-0016.3 EQ0016	TRW Ø 230 x 42 - RZ / + Zub Easy Quick
			➡	22000001→			03.0137-0424.2 650424	Ø 230 x 42 + HEB
							03.0520-6019.3 696019	Ø 230 x 42 + RZ / + Zub TopKit
 Seilzug, Feststellbremse								
1.4	66	10/07→07/09		Trommelbremse; ⬇	2	24.3727-0746.2 580746		L= 182 + Zub
1.4 16V	66	07/04→09/07		Trommelbremse; ⬇	1	24.3727-0747.2 580747		L= 1.252 L2= 1.252 + Zub
➔								

	kw					! #				
OPEL - ASTRA G CLASSIC Caravan (F35) 03/04→07/09										
 Seilzug, Feststellbremse										
1.4 1.4 16V	66	10/07→07/09		Scheibenbremse; 	1	24.3727-0748.2	580748	L= 279 + Zub		
			66	07/04→09/07		Trommelbremse; 	1	24.3727-0748.2	580748	L= 279 + Zub
						Scheibenbremse; 	1	24.3727-0783.2	580783	L= 1.587 L2= 1.587 + Zub
1.6	74 - 76	06/04→07/09		Trommelbremse; 	2	24.3727-0746.2	580746	L= 182 + Zub		
				Trommelbremse; 	1	24.3727-0747.2	580747	L= 1.252 L2= 1.252 + Zub		
				→ 22006460; Scheibenbremse; 	1	24.3727-0748.2	580748	L= 279 + Zub		
				42000001→; Scheibenbremse; 	1	24.3727-0748.2	580748	L= 279 + Zub		
				Trommelbremse; 	1	24.3727-0748.2	580748	L= 279 + Zub		
				22006461→ 38999999; Scheibenbremse; 	1	24.3727-0748.2	580748	L= 279 + Zub		
				→ 22006460; Scheibenbremse; 	1	24.3727-0752.2	580752	L= 1.593 L2= 1.593 + Zub		
				22006461→ 38999999; Scheibenbremse; 	1	24.3727-0753.2	580753	L= 1.592 L2= 1.592 + Zub		
				42000001→; Scheibenbremse; 	1	24.3727-0783.2	580783	L= 1.587 L2= 1.587 + Zub		
1.7 CDTI	59	05/04→07/09		→ 38999999; Scheibenbremse; 	1	24.3727-0748.2	580748	L= 279 + Zub		
				42000001→; Scheibenbremse; 	1	24.3727-0748.2	580748	L= 279 + Zub		
				→ 38999999; Scheibenbremse; 	1	24.3727-0753.2	580753	L= 1.592 L2= 1.592 + Zub		
				42000001→; Scheibenbremse; 	1	24.3727-0783.2	580783	L= 1.587 L2= 1.587 + Zub		
OPEL - ASTRA G CLASSIC Stufenheck (T98) 03/04→07/09										
 Radbremszylinder										
1.4 16V	66	05/04→07/09	➡		2	24.3219-1715.3	020122	ALU		
1.6 16V	74	03/04→01/08	➡							
Zubehörsatz, Bremsbacken										
1.4 16V	66	05/04→07/09	➡			03.0137-9215.2	669215			
1.6 16V	74	03/04→01/08	➡	22000001→		03.0137-9215.2	669215			
			➡	→ 18999999		03.0137-9215.2	669215			
 Bremstrommel										
1.4 16V	66	05/04→07/09	➡			24.0223-0013.2	480061	Ø 265 x 50 / 231		
1.6 16V	74	03/04→01/08	➡							
 Bremssackensatz										
1.4 16V	66	05/04→07/09	➡			03.0137-0424.2	650424	Ø 230 x 42 + HEB		
						03.0520-6019.3	696019	Ø 230 x 42 + RZ / + Zub TopKit		
1.6 16V	74	03/04→01/08	➡	→ 18999999		03.0137-0322.2	650322	Ø 230 x 42		
						03.0520-5719.3	695719	TRW Ø 230 x 42 + RZ / + Zub TopKit		
						03.0525-0016.3	EQ0016	TRW Ø 230 x 42 - RZ / + Zub Easy Quick		
			➡	22000001→		03.0137-0424.2	650424	Ø 230 x 42 + HEB		
						03.0520-6019.3	696019	Ø 230 x 42 + RZ / + Zub TopKit		
 Seilzug, Feststellbremse										
1.4 16V	66	05/04→07/09		Trommelbremse; 	2	24.3727-0746.2	580746	L= 182 + Zub		
				Trommelbremse; 	1	24.3727-0747.2	580747	L= 1.252 L2= 1.252 + Zub		
				Scheibenbremse; 	1	24.3727-0748.2	580748	L= 279 + Zub		
				Trommelbremse; 	1	24.3727-0748.2	580748	L= 279 + Zub		
				Scheibenbremse; 	1	24.3727-0783.2	580783	L= 1.587 L2= 1.587 + Zub		
1.6 16V	74	03/04→01/08		Trommelbremse; 	2	24.3727-0746.2	580746	L= 182 + Zub		
				Trommelbremse; 	1	24.3727-0747.2	580747	L= 1.252 L2= 1.252 + Zub		
				→ 22006460; Scheibenbremse; 	1	24.3727-0748.2	580748	L= 279 + Zub		
				42000001→; Scheibenbremse; 	1	24.3727-0748.2	580748	L= 279 + Zub		
				Trommelbremse; 	1	24.3727-0748.2	580748	L= 279 + Zub		
				22006461→ 38999999; Scheibenbremse; 	1	24.3727-0748.2	580748	L= 279 + Zub		
				→ 22006460; Scheibenbremse; 	1	24.3727-0752.2	580752	L= 1.593 L2= 1.593 + Zub		
				22006461→ 38999999; Scheibenbremse; 	1	24.3727-0753.2	580753	L= 1.592 L2= 1.592 + Zub		
	42000001→; Scheibenbremse; 	1	24.3727-0783.2	580783	L= 1.587 L2= 1.587 + Zub					













	kw					! #		
OPEL - ASTRA G Coupe (T98) 03/00→05/05								
 Radbremszylinder								
1.6 16V	74 - 76	03/00→05/05	➔			2	24.3219-1715.3 020122	ALU
Zubehörsatz, Bremsbacken								
1.6 16V	74 - 76	03/00→05/05	➔	22000001→			03.0137-9215.2 669215	
			➔	→ 18999999			03.0137-9215.2 669215	
 Bremstrommel								
1.6 16V	74 - 76	03/00→05/05	➔				24.0223-0013.2 480061	Ø 265 x 50 / 231
 Bremsbackensatz								
1.6 16V	74 - 76	03/00→05/05	➔	→ 18999999			03.0137-0322.2 650322	Ø 230 x 42
							03.0520-5719.3 695719	TRW Ø 230 x 42 + RZ / + Zub TopKit
							03.0525-0016.3 EQ0016	TRW Ø 230 x 42 - RZ / + Zub Easy Quick
			➔	22000001→			03.0137-0424.2 650424	Ø 230 x 42 + HEB
							03.0520-6019.3 696019	Ø 230 x 42 + RZ / + Zub TopKit
 Seilzug, Feststellbremse								
1.6 16V	74 - 76	03/00→05/05		Trommelbremse; ⬇		2	24.3727-0746.2 580746	L= 182 + Zub
				Trommelbremse; ⬇		1	24.3727-0747.2 580747	L= 1.252 L2= 1.252 + Zub
				→ 22006460; Scheibenbremse; ⬆		1	24.3727-0748.2 580748	L= 279 + Zub
				42000001→; Scheibenbremse; ⬆		1	24.3727-0748.2 580748	L= 279 + Zub
				Trommelbremse; ⬆		1	24.3727-0748.2 580748	L= 279 + Zub
				22006461→ 38999999; Scheibenbremse; ⬆		1	24.3727-0748.2 580748	L= 279 + Zub
				→ 22006460; Scheibenbremse; ⬇		1	24.3727-0752.2 580752	L= 1.593 L2= 1.593 + Zub
				22006461→ 38999999; Scheibenbremse; ⬇		1	24.3727-0753.2 580753	L= 1.592 L2= 1.592 + Zub
				42000001→; Scheibenbremse; ⬇		1	24.3727-0783.2 580783	L= 1.587 L2= 1.587 + Zub
1.8 16V	85 - 92	03/00→05/05		42000001→; Scheibenbremse; ⬆		1	24.3727-0748.2 580748	L= 279 + Zub
2.0 16V Turbo	140 - 147	09/00→05/05		→ 22006460; Scheibenbremse; ⬆		1	24.3727-0748.2 580748	L= 279 + Zub
2.2 16V	108	09/00→05/05		22006461→ 38999999; Scheibenbremse; ⬆		1	24.3727-0748.2 580748	L= 279 + Zub
2.2 DTI	92	09/02→05/05		→ 22006460; Scheibenbremse; ⬇		1	24.3727-0752.2 580752	L= 1.593 L2= 1.593 + Zub
				22006461→ 38999999; Scheibenbremse; ⬇		1	24.3727-0753.2 580753	L= 1.592 L2= 1.592 + Zub
				42000001→; Scheibenbremse; ⬇		1	24.3727-0783.2 580783	L= 1.587 L2= 1.587 + Zub
OPEL - ASTRA G Kasten/Kombi (F70) 09/98→04/05								
 Radbremszylinder								
1.2 1.4 1.6 1.7 CDTi 1.7 DTI 16V 1.7 TD	48 66 55 - 76 59 55 50	09/98→08/00 09/98→04/05 09/98→04/05 07/03→11/04 02/00→04/05 01/99→04/05	➔				24.3219-1715.3 020122	ALU
Zubehörsatz, Bremsbacken								
1.2	48	09/98→08/00	➔				03.0137-9167.2 669167	
1.4 1.6	66 55 - 76	09/98→04/05 09/98→04/05	➔	22000001→			03.0137-9215.2 669215	
			➔	→ 18999999			03.0137-9215.2 669215	
1.7 CDTi 1.7 DTI 16V 1.7 TD	59 55 50	07/03→11/04 02/00→04/05 01/99→04/05	➔				03.0137-9215.2 669215	
 Bremstrommel								
1.2	48	09/98→08/00	➔				24.0220-0001.2 480013	Ø 242 x 53,5 / 201,3
1.4 1.6	66 55 - 76	09/98→04/05 09/98→04/05	➔				24.0223-0013.2 480061	Ø 265 x 50 / 231
1.7 CDTi 1.7 DTI 16V 1.7 TD ➔	59 55 50	07/03→11/04 02/00→04/05 01/99→04/05						

































	kw					! #		
OPEL - ASTRA G Kasten/Kombi (F70) 09/98→04/05								
Bremsbackensatz								
1.2	48	09/98→08/00	➔				03.0137-0267.2 650267	Ø 200 x 46 + HEB
1.4	66	09/98→04/05	➔	→ 18999999			03.0137-0322.2 650322	Ø 230 x 42
1.6	55 - 76	09/98→04/05					03.0520-5719.3 695719	TRW Ø 230 x 42 + RZ / + Zub TopKit
1.7 CDTi	59	07/03→11/04					03.0525-0016.3 EQ0016	TRW Ø 230 x 42 - RZ / + Zub Easy Quick
1.7 DTI 16V	55	02/00→04/05					03.0525-0016.3 EQ0016	TRW Ø 230 x 42 - RZ / + Zub Easy Quick
			➔	22000001→			03.0137-0424.2 650424	Ø 230 x 42 + HEB
							03.0520-6019.3 696019	Ø 230 x 42 + RZ / + Zub TopKit
1.7 TD	50	01/99→04/05	➔				03.0137-0322.2 650322	Ø 230 x 42
							03.0520-5719.3 695719	TRW Ø 230 x 42 + RZ / + Zub TopKit
							03.0525-0016.3 EQ0016	TRW Ø 230 x 42 - RZ / + Zub Easy Quick
Seilzug, Feststellbremse								
1.2	48	09/98→08/00		Trommelbremse; ⬇	2	24.3727-0746.2 580746	L= 182 + Zub	
1.4	66	09/98→04/05		Trommelbremse; ⬇	1	24.3727-0747.2 580747	L= 1.252 L2= 1.252 + Zub	
1.6	55 - 76	09/98→04/05		→ 22006460; Scheibenbremse; ⬆	1	24.3727-0748.2 580748	L= 279 + Zub	
1.7 CDTi	59	07/03→11/04		42000001→; Scheibenbremse; ⬆	1	24.3727-0748.2 580748	L= 279 + Zub	
1.7 DTI 16V	55	02/00→04/05		Trommelbremse; ⬆	1	24.3727-0748.2 580748	L= 279 + Zub	
				22006461→ 38999999; Scheibenbremse; ⬆	1	24.3727-0748.2 580748	L= 279 + Zub	
				→ 22006460; Scheibenbremse; ⬇	1	24.3727-0752.2 580752	L= 1.593 L2= 1.593 + Zub	
				22006461→ 38999999; Scheibenbremse; ⬇	1	24.3727-0753.2 580753	L= 1.592 L2= 1.592 + Zub	
				42000001→; Scheibenbremse; ⬇	1	24.3727-0783.2 580783	L= 1.587 L2= 1.587 + Zub	
1.7 TD	50	01/99→04/05		Trommelbremse; ⬇	2	24.3727-0746.2 580746	L= 182 + Zub	
				Trommelbremse; ⬇	1	24.3727-0747.2 580747	L= 1.252 L2= 1.252 + Zub	
				Trommelbremse; ⬆	1	24.3727-0748.2 580748	L= 279 + Zub	
				Scheibenbremse; ⬆	1	24.3727-0748.2 580748	L= 279 + Zub	
				Scheibenbremse; ⬇	1	24.3727-0752.2 580752	L= 1.593 L2= 1.593 + Zub	
2.0 DI	60	01/99→04/05		42000001→; Scheibenbremse; ⬆	1	24.3727-0748.2 580748	L= 279 + Zub	
2.0 DTI	74	09/00→04/05		→ 22006460; Scheibenbremse; ⬆	1	24.3727-0748.2 580748	L= 279 + Zub	
				22006461→ 38999999; Scheibenbremse; ⬆	1	24.3727-0748.2 580748	L= 279 + Zub	
				→ 22006460; Scheibenbremse; ⬇	1	24.3727-0752.2 580752	L= 1.593 L2= 1.593 + Zub	
				22006461→ 38999999; Scheibenbremse; ⬇	1	24.3727-0753.2 580753	L= 1.592 L2= 1.592 + Zub	
				42000001→; Scheibenbremse; ⬇	1	24.3727-0783.2 580783	L= 1.587 L2= 1.587 + Zub	
OPEL - ASTRA G Stufenheck (T98) 03/98→12/09								
Radbremszylinder								
1.2 16V	48 - 55	09/98→01/05	➔		2	24.3219-1715.3 020122	ALU	
1.4	66	09/07→12/09	➔					
1.4 16V	66	09/98→01/05						
1.4 LPG	66	03/98→01/05						
1.6	55 - 76	09/98→12/09						
1.6 16V	74	09/98→01/05						
1.6 LPG	55 - 74	06/02→01/05						
1.7 DTI 16V	55	02/00→01/05						
1.7 TD	50	09/98→08/00						
Zubehörsatz, Bremsbacken								
1.2 16V	48 - 55	09/98→01/05	➔				03.0137-9167.2 669167	
1.4	66	09/07→12/09	➔				03.0137-9215.2 669215	
1.7 TD	50	09/98→08/00	➔				03.0137-9215.2 669215	
1.4 16V	66	09/98→01/05	➔	22000001→			03.0137-9215.2 669215	
1.4 LPG	66	03/98→01/05						
1.6	55 - 76	09/98→12/09	➔	→ 18999999			03.0137-9215.2 669215	
1.6 16V	74	09/98→01/05						
1.6 LPG	55 - 74	06/02→01/05						
1.7 DTI 16V	55	02/00→01/05						




























	kw					! #		
OPEL - ASTRA G Stufenheck (T98) 03/98→12/09								
Bremstrommel								
1.2 16V	48 - 55	09/98→01/05	➔				24.0220-0001.2 480013	Ø 242 x 53,5 / 201,3
1.4	66	09/07→12/09	➔				24.0223-0013.2 480061	Ø 265 x 50 / 231
1.4 16V	66	09/98→01/05						
1.4 LPG	66	03/98→01/05						
1.6	55 - 76	09/98→12/09						
1.6 16V	74	09/98→01/05						
1.6 LPG	55 - 74	06/02→01/05						
1.7 DTI 16V	55	02/00→01/05						
1.7 TD	50	09/98→08/00						
Bremsbackensatz								
1.2 16V	48 - 55	09/98→01/05	➔				03.0137-0267.2 650267	Ø 200 x 46 + HEB
1.4	66	09/07→12/09	➔				03.0137-0424.2 650424	Ø 230 x 42 + HEB
							03.0520-6019.3 696019	Ø 230 x 42 + RZ / + Zub TopKit
1.4 16V	66	09/98→01/05	➔	→ 18999999			03.0137-0322.2 650322	Ø 230 x 42
1.4 LPG	66	03/98→01/05					03.0520-5719.3 695719	TRW Ø 230 x 42 + RZ / + Zub TopKit
1.6	55 - 76	09/98→12/09					03.0525-0016.3 EQ0016	TRW Ø 230 x 42 - RZ / + Zub Easy Quick
1.6 16V	74	09/98→01/05						
1.6 LPG	55 - 74	06/02→01/05						
1.7 DTI 16V	55	02/00→01/05	➔	22000001→			03.0137-0424.2 650424	Ø 230 x 42 + HEB
							03.0520-6019.3 696019	Ø 230 x 42 + RZ / + Zub TopKit
1.7 TD	50	09/98→08/00	➔				03.0137-0322.2 650322	Ø 230 x 42
							03.0520-5719.3 695719	TRW Ø 230 x 42 + RZ / + Zub TopKit
							03.0525-0016.3 EQ0016	TRW Ø 230 x 42 - RZ / + Zub Easy Quick
Seilzug, Feststellbremse								
1.2 16V	48 - 55	09/98→01/05		Trommelbremse; ⬇	2	24.3727-0746.2 580746		L= 182 + Zub
1.4 16V	66	09/98→01/05		Trommelbremse; ⬇	1	24.3727-0747.2 580747		L= 1.252 L2= 1.252 + Zub
1.4 LPG	66	03/98→01/05		→ 22006460; Scheibenbremse; ⬆	1	24.3727-0748.2 580748		L= 279 + Zub
1.6	55 - 76	09/98→12/09		42000001→; Scheibenbremse; ⬆	1	24.3727-0748.2 580748		L= 279 + Zub
1.6 16V	74	09/98→01/05		Trommelbremse; ⬆	1	24.3727-0748.2 580748		L= 279 + Zub
1.6 LPG	55 - 74	06/02→01/05		22006461→ 38999999; Scheibenbremse; ⬆	1	24.3727-0748.2 580748		L= 279 + Zub
1.7 DTI 16V	55	02/00→01/05		→ 22006460; Scheibenbremse; ⬇	1	24.3727-0752.2 580752		L= 1.593 L2= 1.593 + Zub
				22006461→ 38999999; Scheibenbremse; ⬇	1	24.3727-0753.2 580753		L= 1.592 L2= 1.592 + Zub
				42000001→; Scheibenbremse; ⬇	1	24.3727-0783.2 580783		L= 1.587 L2= 1.587 + Zub
1.4	66	09/07→12/09		Trommelbremse; ⬇	2	24.3727-0746.2 580746		L= 182 + Zub
				Trommelbremse; ⬇	1	24.3727-0747.2 580747		L= 1.252 L2= 1.252 + Zub
				Scheibenbremse; ⬆	1	24.3727-0748.2 580748		L= 279 + Zub
				Trommelbremse; ⬆	1	24.3727-0748.2 580748		L= 279 + Zub
				Scheibenbremse; ⬇	1	24.3727-0783.2 580783		L= 1.587 L2= 1.587 + Zub
1.7 CDTI	59	04/03→12/09		→ 38999999; Scheibenbremse; ⬆	1	24.3727-0748.2 580748		L= 279 + Zub
				42000001→; Scheibenbremse; ⬆	1	24.3727-0748.2 580748		L= 279 + Zub
				→ 38999999; Scheibenbremse; ⬇	1	24.3727-0753.2 580753		L= 1.592 L2= 1.592 + Zub
				42000001→; Scheibenbremse; ⬇	1	24.3727-0783.2 580783		L= 1.587 L2= 1.587 + Zub
1.7 TD	50	09/98→08/00		Trommelbremse; ⬇	2	24.3727-0746.2 580746		L= 182 + Zub
				Trommelbremse; ⬇	1	24.3727-0747.2 580747		L= 1.252 L2= 1.252 + Zub
				Trommelbremse; ⬆	1	24.3727-0748.2 580748		L= 279 + Zub
				Scheibenbremse; ⬆	1	24.3727-0748.2 580748		L= 279 + Zub
				Scheibenbremse; ⬇	1	24.3727-0752.2 580752		L= 1.593 L2= 1.593 + Zub
1.8 16V	85 - 92	09/98→01/05		42000001→; Scheibenbremse; ⬆	1	24.3727-0748.2 580748		L= 279 + Zub
2.0 16V	100	09/98→01/05		→ 22006460; Scheibenbremse; ⬆	1	24.3727-0748.2 580748		L= 279 + Zub
2.0 DI	60	09/98→01/05		22006461→ 38999999; Scheibenbremse; ⬆	1	24.3727-0748.2 580748		L= 279 + Zub
2.0 DTI 16V	74	08/99→01/05						
2.2 16V	108	03/01→01/05		→ 22006460; Scheibenbremse; ⬇	1	24.3727-0752.2 580752		L= 1.593 L2= 1.593 + Zub
2.2 DTI	86 - 92	09/02→01/05		22006461→ 38999999; Scheibenbremse; ⬇	1	24.3727-0753.2 580753		L= 1.592 L2= 1.592 + Zub
				42000001→; Scheibenbremse; ⬇	1	24.3727-0783.2 580783		L= 1.587 L2= 1.587 + Zub































	kw					! #			
OPEL - ASTRA H (A04) 01/04→05/14									
 Radbremszylinder									
1.2	59	08/05→10/10	➔	08/06→		2	24.3219-1755.3	020508	ALU
1.4	66	03/04→10/10							
1.6	77	03/04→10/10	➔	→ 07/06		2	24.3220-1719.3	020448	ALU
1.7 CDTI	59 - 74	03/04→10/10							
1.4	55	04/04→10/04	➔			2	24.3220-1719.3	020448	ALU
1.4 LPG	66	08/09→10/10	➔			2	24.3219-1755.3	020508	ALU
Zubehörsatz, Bremsbacken									
1.2	59	08/05→10/10	➔	→ 07/06			03.0137-9215.2	669215	
1.4	66	03/04→10/10							
1.6	77	03/04→10/10	➔	08/06→			03.0137-9309.2	669309	AP
1.7 CDTI	59 - 74	03/04→10/10							
1.4	55	04/04→10/04	➔				03.0137-9215.2	669215	
1.4 LPG	66	08/09→10/10	➔				03.0137-9309.2	669309	AP
 Bremstrommel									
1.2	59	08/05→10/10	➔				24.0223-0021.1	480186	Ø 265 x 50 / 231
1.4	55 - 66	03/04→10/10							
1.4 LPG	66	08/09→10/10							
1.6	77	03/04→10/10							
1.7 CDTI	59 - 74	03/04→10/10							
 Bremsbackensatz									
1.2	59	08/05→10/10	➔	→ 07/06			03.0137-0424.2	650424	Ø 230 x 42 + HEB
1.4	66	03/04→10/10					03.0520-8720.3	698720	Ø 230 x 42 + RZ / + Zub TopKit
1.6	77	03/04→10/10							
1.7 CDTI	59 - 74	03/04→10/10	➔	08/06→			03.0137-0520.2	650520	AP Ø 230 x 43 + HEB
							03.0520-8319.3	690110	AP Ø 230 x 43 + RZ / + Zub TopKit
1.4	55	04/04→10/04	➔				03.0137-0424.2	650424	Ø 230 x 42 + HEB
							03.0520-8720.3	698720	Ø 230 x 42 + RZ / + Zub TopKit
1.4 LPG	66	08/09→10/10	➔				03.0137-0520.2	650520	AP Ø 230 x 43 + HEB
							03.0520-8319.3	690110	AP Ø 230 x 43 + RZ / + Zub TopKit
 Seilzug, Feststellbremse									
1.2	59	08/05→10/10		→ 07/06; Trommelbremse; ⚠		2	24.3727-0746.2	580746	L= 182 + Zub
1.4	66	03/04→10/10				1	24.3727-0770.2	580770	L= 1.295 L2= 1.328 + Zub
1.6	77	03/04→10/10		→ 07/06; Trommelbremse; ⚠					
1.7 CDTI	59 - 74	03/04→10/10		08/06→; Trommelbremse; ⚠		1	24.3727-0770.2	580770	L= 1.295 L2= 1.328 + Zub
						1	24.3727-0775.2	580775	L= 1.647 L2= 1.665
1.3 CDTI	66	08/05→10/10		Scheibenbremse; ⚠		1	24.3727-0775.2	580775	L= 1.647 L2= 1.665
1.6 Turbo	132	02/07→10/10							
1.8	92 - 103	01/04→10/10							
1.9 CDTI	74 - 110	09/04→10/10							
2.0 Turbo	125 - 177	03/04→10/10							
1.4	55	04/04→10/04		Trommelbremse; ⚠		2	24.3727-0746.2	580746	L= 182 + Zub
				Trommelbremse; ⚠		1	24.3727-0770.2	580770	L= 1.295 L2= 1.328 + Zub
				Scheibenbremse; ⚠		1	24.3727-0775.2	580775	L= 1.647 L2= 1.665
1.4 LPG	66	08/09→10/10		Trommelbremse; ⚠		1	24.3727-0770.2	580770	L= 1.295 L2= 1.328 + Zub
				Scheibenbremse; ⚠		1	24.3727-0775.2	580775	L= 1.647 L2= 1.665
1.6	85	12/06→05/14		01/07→ 11/10; Scheibenbremse; ⚠		1	24.3727-0775.2	580775	L= 1.647 L2= 1.665
1.7 CDTI	81 - 92	02/07→05/14		04/07→ 11/10; Scheibenbremse; ⚠		1	24.3727-0775.2	580775	L= 1.647 L2= 1.665
1.9 CDTI	88	06/04→10/10		09/04→; Scheibenbremse; ⚠		1	24.3727-0775.2	580775	L= 1.647 L2= 1.665
1.9 CDTI 16V	88	04/04→10/10							
OPEL - ASTRA H Caravan (A04) 08/04→05/14									
 Radbremszylinder									
1.4	55 - 66	08/04→10/10	➔	08/06→		2	24.3219-1755.3	020508	ALU
1.6	77	08/04→10/10	➔	→ 07/06		2	24.3220-1719.3	020448	ALU
1.7 CDTI	59 - 74	08/04→10/10							
1.4 LPG	66	08/09→10/10	➔			2	24.3219-1755.3	020508	ALU
→									

	kw			 	! #		
OPEL - ASTRA H Caravan (A04) 08/04→05/14							
Zubehörsatz, Bremsbacken							
1.4	55 - 66	08/04→10/10	➔	→ 07/06		03.0137-9215.2 669215	
1.6	77	08/04→10/10	➔	08/06→		03.0137-9309.2 669309	AP
1.7 CDTI	59 - 74	08/04→10/10					
1.4 LPG	66	08/09→10/10	➔			03.0137-9309.2 669309	AP
 Bremstrommel							
1.4	55 - 66	08/04→10/10	➔			24.0223-0021.1 480186	Ø 265 x 50 / 231
1.4 LPG	66	08/09→10/10					
1.6	77	08/04→10/10					
1.7 CDTI	59 - 74	08/04→10/10					
 Bremsbackensatz							
1.4	55 - 66	08/04→10/10	➔	→ 07/06		03.0137-0424.2 650424	Ø 230 x 42 + HEB
1.6	77	08/04→10/10				03.0520-8720.3 698720	Ø 230 x 42 + RZ / + Zub TopKit
1.7 CDTI	59 - 74	08/04→10/10	➔	08/06→		03.0137-0520.2 650520	AP Ø 230 x 43 + HEB
						03.0520-8319.3 690110	AP Ø 230 x 43 + RZ / + Zub TopKit
1.4 LPG	66	08/09→10/10	➔			03.0137-0520.2 650520	AP Ø 230 x 43 + HEB
						03.0520-8319.3 690110	AP Ø 230 x 43 + RZ / + Zub TopKit
 Seilzug, Feststellbremse							
1.3 CDTI	66	08/05→10/10		Scheibenbremse; ⚡	1	24.3727-0785.2 580785	L= 1.735 L2= 1.760 + Zub
1.6 LPG	85	08/09→10/10					
1.6 Turbo	132	02/07→10/10					
1.8	103	08/05→05/14					
1.9 CDTI	74 - 110	09/04→10/10					
1.9 CDTI 16V	88	08/04→10/10					
2.0 Turbo	125 - 147	08/04→10/10					
1.4	55 - 66	08/04→10/10		Trommelbremse; ⚡	2	24.3727-0746.2 580746	L= 182 + Zub
1.4 LPG	66	08/09→10/10		Trommelbremse; ⚡	1	24.3727-0770.2 580770	L= 1.295 L2= 1.328 + Zub
1.6	77	08/04→10/10		Scheibenbremse; ⚡	1	24.3727-0785.2 580785	L= 1.735 L2= 1.760 + Zub
1.7 CDTI	59 - 74	08/04→10/10					
1.6	85	12/06→05/14		01/07→ 11/10; Scheibenbremse; ⚡	1	24.3727-0785.2 580785	L= 1.735 L2= 1.760 + Zub
1.7 CDTI	81 - 92	02/07→05/14		04/07→ 11/10; Scheibenbremse; ⚡	1	24.3727-0785.2 580785	L= 1.735 L2= 1.760 + Zub
1.8	92	08/04→10/10		09/04→; Scheibenbremse; ⚡	1	24.3727-0785.2 580785	L= 1.735 L2= 1.760 + Zub
OPEL - ASTRA H CLASSIC Kombi (A04) 12/06→							
 Radbremszylinder							
1.4	66	01/09→	➔		2	24.3219-1755.3 020508	ALU
Zubehörsatz, Bremsbacken							
1.4	66	01/09→	➔			03.0137-9309.2 669309	AP
 Bremstrommel							
1.4	66	01/09→	➔			24.0223-0021.1 480186	Ø 265 x 50 / 231
 Bremsbackensatz							
1.4	66	01/09→	➔			03.0137-0520.2 650520	AP Ø 230 x 43 + HEB
						03.0520-8319.3 690110	AP Ø 230 x 43 + RZ / + Zub TopKit
 Seilzug, Feststellbremse							
1.4	66	01/09→		Trommelbremse; ⚡	2	24.3727-0746.2 580746	L= 182 + Zub
				Trommelbremse; ⚡	1	24.3727-0770.2 580770	L= 1.295 L2= 1.328 + Zub
				Scheibenbremse; ⚡	1	24.3727-0785.2 580785	L= 1.735 L2= 1.760 + Zub
1.6	85	12/06→05/14		01/07→ 11/10; Scheibenbremse; ⚡	1	24.3727-0785.2 580785	L= 1.735 L2= 1.760 + Zub
1.7 CDTI	81	01/09→		Scheibenbremse; ⚡	1	24.3727-0785.2 580785	L= 1.735 L2= 1.760 + Zub
1.7 CDTI	92	01/09→					
1.8	103	01/12→05/14					















	kw					! #		
OPEL - ASTRA H CLASSIC Schrägheck (A04) 01/09→								
 Radbremszylinder								
1.4	66	01/09→	→			2	24.3219-1755.3 020508 24.3220-1719.3 020448	ALU ALU
Zubehörsatz, Bremsbacken								
1.4	66	01/09→	→				03.0137-9215.2 669215 03.0137-9309.2 669309	AP
 Bremstrommel								
1.4	66	01/09→	→				24.0223-0021.1 480186	Ø 265 x 50 / 231
 Bremsbackensatz								
1.4	66	01/09→	→				03.0137-0424.2 650424 03.0137-0520.2 650520 03.0520-8319.3 690110 03.0520-8720.3 698720	Ø 230 x 42 + HEB AP Ø 230 x 43 + HEB AP Ø 230 x 43 + RZ / + Zub TopKit Ø 230 x 42 + RZ / + Zub TopKit
 Seilzug, Feststellbremse								
1.3 CDTi 1.6	66 85	01/09→ 01/09→			→ 11/10; Scheibenbremse; ↓	1	24.3727-0775.2 580775	L= 1.647 L2= 1.665
1.4	66	01/09→			Trommelbremse; ↓	2	24.3727-0746.2 580746	L= 182 + Zub
					Trommelbremse; ↓	1	24.3727-0770.2 580770	L= 1.295 L2= 1.328 + Zub
					Scheibenbremse; ↓	1	24.3727-0775.2 580775	L= 1.647 L2= 1.665
1.7 CDTi 1.8	81 - 92 103	01/09→ 02/13→			Scheibenbremse; ↓	1	24.3727-0775.2 580775	L= 1.647 L2= 1.665
OPEL - ASTRA H CLASSIC Stufenheck (A04) 02/07→								
 Seilzug, Feststellbremse								
1.6 1.7 CDTi 1.7 CDTi 1.8	85 81 92 103	01/09→05/14 01/09→ 01/09→ 02/07→09/12			Scheibenbremse; ↓	1	24.3727-0775.2 580775	L= 1.647 L2= 1.665
OPEL - ASTRA H GTC (A04) 03/05→10/10								
 Radbremszylinder								
1.4	55 - 66	03/05→10/10	→		08/06→	2	24.3219-1755.3 020508	ALU
1.6 1.7 CDTi 1.7 CDTi	77 74 59	03/05→10/10 03/05→10/10 03/05→10/10	→		→ 07/06	2	24.3220-1719.3 020448	ALU
Zubehörsatz, Bremsbacken								
1.4	55 - 66	03/05→10/10	→		→ 07/06		03.0137-9215.2 669215	
1.6 1.7 CDTi 1.7 CDTi	77 74 59	03/05→10/10 03/05→10/10 03/05→10/10	→		08/06→		03.0137-9309.2 669309	AP
 Bremstrommel								
1.4 1.6 1.7 CDTi 1.7 CDTi	55 - 66 77 74 59	03/05→10/10 03/05→10/10 03/05→10/10 03/05→10/10	→				24.0223-0021.1 480186	Ø 265 x 50 / 231
 Bremsbackensatz								
1.4	55 - 66	03/05→10/10	→		→ 07/06		03.0137-0424.2 650424 03.0520-8720.3 698720	Ø 230 x 42 + HEB Ø 230 x 42 + RZ / + Zub TopKit
1.6 1.7 CDTi 1.7 CDTi	77 74 59	03/05→10/10 03/05→10/10 03/05→10/10	→		08/06→		03.0137-0520.2 650520 03.0520-8319.3 690110	AP Ø 230 x 43 + HEB AP Ø 230 x 43 + RZ / + Zub TopKit
 Seilzug, Feststellbremse								
1.3 CDTi	66	04/05→10/10			08/05→; Scheibenbremse; ↓	1	24.3727-0775.2 580775	L= 1.647 L2= 1.665
1.4	55 - 66	03/05→10/10			→ 07/06; Trommelbremse; ↓	2	24.3727-0746.2 580746	L= 182 + Zub
1.6	77	03/05→10/10			→ 07/06; Trommelbremse; ↓	1	24.3727-0770.2 580770	L= 1.295 L2= 1.328 + Zub
1.7 CDTi 1.7 CDTi	74 59	03/05→10/10 03/05→10/10			08/06→; Trommelbremse; ↓	1	24.3727-0770.2 580770	L= 1.295 L2= 1.328 + Zub
					Scheibenbremse; ↓	1	24.3727-0775.2 580775	L= 1.647 L2= 1.665
→								













	kw			 	! #		
OPEL - ASTRA H GTC (A04) 03/05→10/10							
 Seilzug, Feststellbremse							
1.6	85	12/06→10/10		01/07→; Scheibenbremse; 	1	24.3727-0775.2 580775	L= 1.647 L2= 1.665
1.6 Turbo 1.8	132 92 - 103	02/07→10/10 03/05→10/10		Scheibenbremse; 	1	24.3727-0775.2 580775	L= 1.647 L2= 1.665
1.9 CDTi 1.9 CDTi	110 74 - 88	03/05→10/10 09/05→10/10					
1.9 CDTi 16V 2.0 Turbo	88 125 - 177	03/05→10/10 03/05→10/10					
1.7 CDTi	81 - 92	02/07→10/10		04/07→; Scheibenbremse; 	1	24.3727-0775.2 580775	L= 1.647 L2= 1.665
OPEL - ASTRA H Kasten/Kombi (L70) 02/04→12/13							
 Radbremszylinder							
1.4 EcoTec 1.6 EcoTec 1.7 CDTi	66 76 59	12/04→12/12 02/04→11/04 12/04→07/07	➔			24.3219-1755.3 020508 24.3220-1719.3 020448	ALU ALU
1.7 CDTi	74	03/04→10/10	➔	08/06→		24.3219-1755.3 020508	ALU
			➔	08/04→ 07/06		24.3220-1719.3 020448	ALU
Zubehörsatz, Bremsbacken							
1.4 EcoTec	66	12/04→12/12	➔			03.0137-9215.2 669215	
			➔	08/06→		03.0137-9309.2 669309	AP
1.6 EcoTec 1.7 CDTi	76 59	02/04→11/04 12/04→07/07	➔			03.0137-9215.2 669215 03.0137-9309.2 669309	AP
1.7 CDTi	74	03/04→10/10	➔	08/04→ 07/06		03.0137-9215.2 669215	
			➔	08/06→		03.0137-9309.2 669309	AP
 Bremstrommel							
1.4 EcoTec 1.6 EcoTec 1.7 CDTi	66 76 59	12/04→12/12 02/04→11/04 12/04→07/07	➔			24.0223-0021.1 480186	Ø 265 x 50 / 231
1.7 CDTi	74	03/04→10/10	➔	08/04→		24.0223-0021.1 480186	Ø 265 x 50 / 231
 Bremsbackensatz							
1.4 EcoTec 1.6 EcoTec 1.7 CDTi	66 76 59	12/04→12/12 02/04→11/04 12/04→07/07	➔			03.0137-0424.2 650424 03.0137-0520.2 650520 03.0520-8319.3 690110	Ø 230 x 42 + HEB AP Ø 230 x 43 + HEB AP Ø 230 x 43 + RZ / + Zub TopKit
						03.0520-8720.3 698720	Ø 230 x 42 + RZ / + Zub TopKit
1.7 CDTi	74	03/04→10/10	➔	08/04→ 07/06		03.0137-0424.2 650424 03.0520-8720.3 698720	Ø 230 x 42 + HEB Ø 230 x 42 + RZ / + Zub TopKit
			➔	08/06→		03.0137-0520.2 650520 03.0520-8319.3 690110	AP Ø 230 x 43 + HEB AP Ø 230 x 43 + RZ / + Zub TopKit
 Seilzug, Feststellbremse							
1.3 CDTi 1.6 EcoTec 1.9 CDTi	66 85 88 - 110	08/05→10/10 10/06→12/10 09/04→10/10		Scheibenbremse; 	1	24.3727-0785.2 580785	L= 1.735 L2= 1.760 + Zub
1.9 CDTi 16V	88	08/04→10/10					
1.4 EcoTec 1.7 CDTi	66 59	12/04→12/12 12/04→07/07		Trommelbremse; 	2	24.3727-0746.2 580746	L= 182 + Zub
				Trommelbremse; 	1	24.3727-0770.2 580770	L= 1.295 L2= 1.328 + Zub
				Scheibenbremse; 	1	24.3727-0775.2 580775	L= 1.647 L2= 1.665
1.6 EcoTec	76	02/04→11/04		Trommelbremse; 	2	24.3727-0746.2 580746	L= 182 + Zub
				Trommelbremse; 	1	24.3727-0770.2 580770	L= 1.295 L2= 1.328 + Zub
				Scheibenbremse; 	1	24.3727-0785.2 580785	L= 1.735 L2= 1.760 + Zub
1.7 CDTi	74	03/04→10/10		08/04→; Trommelbremse; 	2	24.3727-0746.2 580746	L= 182 + Zub
				08/04→; Trommelbremse; 	1	24.3727-0770.2 580770	L= 1.295 L2= 1.328 + Zub
				08/04→; Scheibenbremse; 	1	24.3727-0785.2 580785	L= 1.735 L2= 1.760 + Zub
1.7 CDTi	81 - 92	02/07→10/10		04/07→; Scheibenbremse; 	1	24.3727-0785.2 580785	L= 1.735 L2= 1.760 + Zub
1.9 CDTi	74	08/05→12/12		Scheibenbremse; 	1	24.3727-0775.2 580775	L= 1.647 L2= 1.665













	kw					! #		
OPEL - ASTRA H Stufenheck (A04) 02/07→05/14								
 Radbremsszylinder								
1.7 CDTi	74	02/07→10/10	➔			2	24.3219-1755.3 020508	ALU
Zubehörsatz, Bremsbacken								
1.7 CDTi	74	02/07→10/10	➔				03.0137-9309.2 669309	AP
 Bremstrommel								
1.7 CDTi	74	02/07→10/10	➔				24.0223-0021.1 480186	Ø 265 x 50 / 231
 Bremsbackensatz								
1.7 CDTi	74	02/07→10/10	➔				03.0137-0520.2 650520 03.0520-8319.3 690110	AP Ø 230 x 43 + HEB AP Ø 230 x 43 + RZ / + Zub TopKit
 Seilzug, Feststellbremse								
1.3 CDTi	66	02/07→10/10			Scheibenbremse; ⚡	1	24.3727-0775.2 580775	L= 1.647 L2= 1.665
1.4	66	02/07→06/10						
1.6	77	02/07→06/10						
1.8	103	02/07→09/12						
1.6	85	02/07→05/14			→ 11/10; Scheibenbremse; ⚡	1	24.3727-0775.2 580775	L= 1.647 L2= 1.665
1.7 CDTi	74	02/07→10/10			Trommelbremse; ⚡	1	24.3727-0770.2 580770	L= 1.295 L2= 1.328 + Zub
					Scheibenbremse; ⚡	1	24.3727-0775.2 580775	L= 1.647 L2= 1.665
1.7 CDTi	81	02/07→05/14			04/07→ 11/10; Scheibenbremse; ⚡	1	24.3727-0775.2 580775	L= 1.647 L2= 1.665
OPEL - ASTRA H TwinTop (A04) 09/05→10/10								
 Seilzug, Feststellbremse								
1.4	66	10/05→10/10			03/06→; Scheibenbremse; ⚡	1	24.3727-0775.2 580775	L= 1.647 L2= 1.665
1.6	77	09/05→10/10						
1.8	92 - 103	09/05→10/10						
1.9 CDTi	110	09/05→10/10						
2.0 Turbo	125 - 147	09/05→10/10						
1.6	85	12/06→10/10			Scheibenbremse; ⚡	1	24.3727-0775.2 580775	L= 1.647 L2= 1.665
1.6 Turbo	132	02/07→10/10						
OPEL - ASTRA J (P10) 09/09→10/15								
 Seilzug, Feststellbremse								
1.3 CDTi	70	12/09→10/15			- eFSB; ⚡		24.3727-0794.2 580794	L= 1.812
1.4	64 - 74	12/09→10/15			- eFSB; ⚡		24.3727-0795.2 580795	L= 1.814
1.4 LPG	103	01/12→10/15			- eFSB; ⚡	1	24.3727-0798.2 580798	L= 1.798
1.4 Turbo	103	12/09→10/15						
1.6	85	12/09→10/15						
1.6 CDTi	81 - 100	11/13→10/15						
1.6 SIDI	125	12/12→10/15						
1.6 Turbo	132	12/09→10/15						
1.6 Turbo 4x4	132	12/09→10/15						
1.7 CDTi	74 - 96	09/09→10/15						
2.0 BiTurbo CDTi	143	09/12→10/15						
2.0 CDTi	96 - 121	09/09→10/15						
1.4 Turbo	88	10/10→10/15			11/10→; - eFSB; ⚡		24.3727-0794.2 580794	L= 1.812
					11/10→; - eFSB; ⚡		24.3727-0795.2 580795	L= 1.814
					11/10→; - eFSB; ⚡	1	24.3727-0798.2 580798	L= 1.798
OPEL - ASTRA J Caravan (P10) 10/10→10/15								
 Seilzug, Feststellbremse								
1.3 CDTi	70	10/10→10/14			11/10→; - eFSB; ⚡		24.3727-0794.2 580794	L= 1.812
1.4	64 - 74	10/10→10/15			11/10→; - eFSB; ⚡		24.3727-0795.2 580795	L= 1.814
1.4 Turbo	88 - 103	10/10→10/15			11/10→; - eFSB; ⚡	1	24.3727-0798.2 580798	L= 1.798
1.6	85	10/10→10/15						
1.6 Turbo	132	10/10→10/15						
1.7 CDTi	74 - 96	10/10→10/15						
2.0 CDTi	118	10/10→10/15						
1.4 LPG	103	12/11→10/15			- eFSB; ⚡		24.3727-0794.2 580794	L= 1.812
1.6 CDTi	81 - 100	11/13→10/15			- eFSB; ⚡		24.3727-0795.2 580795	L= 1.814
1.6 SIDI	125	12/12→10/15			- eFSB; ⚡	1	24.3727-0798.2 580798	L= 1.798












	kW					! #		
OPEL - ASTRA J Caravan (P10) 10/10→10/15								
 Seilzug, Feststellbremse								
2.0 BiTurbo CDTI	143	09/12→10/15		- eFSB; <input type="checkbox"/>			24.3727-0794.2 580794	L= 1.812
2.0 CDTI	96 - 121	08/11→10/15		- eFSB; <input type="checkbox"/>			24.3727-0795.2 580795	L= 1.814
				- eFSB; <input checked="" type="checkbox"/>	1		24.3727-0798.2 580798	L= 1.798
OPEL - ASTRA J GTC 10/11→								
 Seilzug, Feststellbremse								
1.4	74 - 103	10/11→		- eFSB; <input type="checkbox"/>			24.3727-0794.2 580794	L= 1.812
1.6	132	10/11→		- eFSB; <input type="checkbox"/>			24.3727-0795.2 580795	L= 1.814
1.6 CDTI	81 - 100	07/14→		- eFSB; <input checked="" type="checkbox"/>	1		24.3727-0798.2 580798	L= 1.798
1.6 SIDI	125 - 147	12/12→						
1.7 CDTI	81 - 96	10/11→10/15						
1.8	103	10/11→10/15						
2.0 CDTI	96 - 121	10/11→10/15						
2.0 BiTurbo CDTI	143	10/12→10/15		12/12→; - eFSB; <input type="checkbox"/>			24.3727-0794.2 580794	L= 1.812
				12/12→; - eFSB; <input type="checkbox"/>			24.3727-0795.2 580795	L= 1.814
				12/12→; - eFSB; <input checked="" type="checkbox"/>	1		24.3727-0798.2 580798	L= 1.798
OPEL - ASTRA J Kasten/Kombi (P10) 09/09→10/15								
 Seilzug, Feststellbremse								
1.3 CDTi	70	10/12→10/15		- eFSB; <input type="checkbox"/>			24.3727-0794.2 580794	L= 1.812
1.6 CDTi	81	01/14→10/15		- eFSB; <input type="checkbox"/>			24.3727-0795.2 580795	L= 1.814
1.7 CDTi	96	10/12→10/15		- eFSB; <input type="checkbox"/>			24.3727-0795.2 580795	L= 1.814
2.0 CDTi	121	10/12→10/15		- eFSB; <input checked="" type="checkbox"/>	1		24.3727-0798.2 580798	L= 1.798
OPEL - ASTRA J Kasten/Schrägheck (P10) 09/09→10/15								
 Seilzug, Feststellbremse								
1.3 CDTi	70	05/13→10/15		- eFSB; <input type="checkbox"/>			24.3727-0794.2 580794	L= 1.812
1.6 CDTi	81	01/14→10/15		- eFSB; <input type="checkbox"/>			24.3727-0795.2 580795	L= 1.814
1.7 CDTi	81	05/13→10/15		- eFSB; <input type="checkbox"/>			24.3727-0795.2 580795	L= 1.814
				- eFSB; <input checked="" type="checkbox"/>	1		24.3727-0798.2 580798	L= 1.798
OPEL - ASTRA J Stufenheck 06/12→								
 Seilzug, Feststellbremse								
1.3 CDTI	70	06/12→10/15		- eFSB; <input type="checkbox"/>			24.3727-0794.2 580794	L= 1.812
1.4	64 - 74	06/12→10/15		- eFSB; <input type="checkbox"/>			24.3727-0795.2 580795	L= 1.814
1.4 LPG	103	07/14→		- eFSB; <input checked="" type="checkbox"/>	1		24.3727-0798.2 580798	L= 1.798
1.4 Turbo	88 - 103	06/12→						
1.6	85	06/12→						
1.6 CDTi	81 - 100	01/14→						
1.6 SIDI	125	06/12→10/15						
1.6 Turbo	132	06/12→						
1.7 CDTI	81 - 96	06/12→10/15						
OPEL - CALIBRA A (C89) 08/89→07/97								
 Bremsbackensatz, Feststellbremse								
2.0 i 16V	100	02/94→07/97	➔				03.0137-0172.2 650172	Ø 160 x 25
2.0 i 16V 4x4	100	02/94→07/97						
2.0 i 4x4	85	06/90→07/97						
2.0 i Turbo 4x4	150	08/91→07/97						
2.5 i V6	125	04/93→07/97						
Zubehörsatz, Feststellbremsbacken								
2.0 i 16V	100	02/94→07/97	➔				03.0137-9092.2 669092	
2.0 i 16V 4x4	100	02/94→07/97						
2.0 i 4x4	85	06/90→07/97						
2.0 i Turbo 4x4	150	08/91→07/97						
2.5 i V6	125	04/93→07/97	➔				03.0137-9243.2 669243	
 Seilzug, Feststellbremse								
2.0 i 16V	100	02/94→07/97		Scheibenbremse; <input checked="" type="checkbox"/>	1		24.3727-0736.2 580736	L= 1.365 L2= 1.498 + Zub
2.0 i 16V 4x4	100	02/94→07/97						
2.0 i 4x4	85	06/90→07/97						
2.0 i Turbo 4x4	150	08/91→07/97						
2.5 i V6	125	04/93→07/97						





























	kW			 	! #		
OPEL - CAMPO (TF0, TF1) 08/87→06/02							
 Radbremsszylinder							
2.5 DTI 2.5 DTI 4x4	74 74	07/01→12/01 07/01→12/01	➡		2	24.3225-1702.3 020425	GG
2.5 TD 2.5 TD 4x4	56 56	07/94→06/01 07/94→06/01	➡	→ 08/96	2	24.3225-1702.3 020425	GG
3.1 TD 3.1 TD 4x4	80 80	12/92→06/01 12/92→06/01	➡	09/96→	2	24.3225-1702.3 020425	GG
			➡	→ 08/96	2	24.3225-1702.3 020425	GG
 Bremsbackensatz							
2.5 DTI 4x4	74	07/01→12/01	➡			03.0137-0445.2 650445	Ø 294 x 47 - HEB
3.1 TD 4x4	80	12/92→06/01	➡	09/96→		03.0137-0445.2 650445	Ø 294 x 47 - HEB
OPEL - COMBO Kasten/Großraumlimousine 10/01→							
 Radbremsszylinder							
1.3 CDTI 16V 1.4 16V 1.6 1.6 CNG 16V 1.7 CDTI 16V 1.7 DI 16V 1.7 DTI 16V	51 - 55 66 64 69 - 71 74 48 55	08/05→ 08/05→ 10/01→ 04/05→ 12/04→ 10/01→ 10/01→	➡	→ 10/11		24.3219-1715.3 020122	ALU
Zubehörsatz, Bremsbacken							
1.3 CDTI 16V 1.4 16V 1.6 1.6 CNG 16V 1.7 CDTI 16V 1.7 DI 16V 1.7 DTI 16V	51 - 55 66 64 69 - 71 74 48 55	08/05→ 08/05→ 10/01→ 04/05→ 12/04→ 10/01→ 10/01→	➡	→ 10/11		03.0137-9215.2 669215	
 Bremstrommel							
1.3 CDTI 16V 1.4 16V 1.6 1.6 CNG 16V 1.7 CDTI 16V 1.7 DI 16V 1.7 DTI 16V	51 - 55 66 64 69 - 71 74 48 55	08/05→ 08/05→ 10/01→ 04/05→ 12/04→ 10/01→ 10/01→	➡	→ 36999999 43000001→; → 10/11		24.0223-0013.2 480061 24.0223-0021.1 480186	Ø 265 x 50 / 231 Ø 265 x 50 / 231
 Bremsbackensatz							
1.3 CDTI 16V 1.4 16V 1.6 1.6 CNG 16V 1.7 CDTI 16V 1.7 DI 16V 1.7 DTI 16V	51 - 55 66 64 69 - 71 74 48 55	08/05→ 08/05→ 10/01→ 04/05→ 12/04→ 10/01→ 10/01→	➡	→ 10/11		03.0137-0424.2 650424 03.0520-6019.3 696019	Ø 230 x 42 + HEB Ø 230 x 42 + RZ / + Zub TopKit
 Seilzug, Feststellbremse							
1.3 CDTI 16V 1.4 16V 1.6 1.6 CNG 16V 1.7 CDTI 16V 1.7 DI 16V 1.7 DTI 16V	51 - 55 66 64 69 - 71 74 48 55	08/05→ 08/05→ 10/01→ 04/05→ 12/04→ 10/01→ 10/01→		→ 10/11; ⚠ → 10/11; Trommelbremse; ⚠ → 10/11; ⚠	2 1 1	24.3727-0746.2 580746 24.3727-0761.2 580761 24.3727-0767.2 580767	L= 182 + Zub L= 1.235 L2= 1.235 L= 445
OPEL - COMBO Kasten/Großraumlimousine (71_) 07/94→10/01							
 Radbremsszylinder							
1.2 1.4 1.7 D	33 44 - 60 44	07/94→10/01 07/94→10/01 07/94→10/01	➡	→ 09/00		24.3219-1111.3 020194	TRW GG
1.4 16V →	66	08/99→10/01	➡	10/01→		24.3219-1715.3 020122	ALU








	kW					! #		
OPEL - COMBO Kasten/Großraumlimousine (71_) 07/94→10/01								
Zubehörsatz, Bremsbacken								
1.2 1.4	33 44 - 60	07/94→10/01 07/94→10/01	➡	→ 09/00			03.0137-9053.2 669053	TRW
1.7 D	44	07/94→10/01						
1.4 16V	66	08/99→10/01	➡	10/01→			03.0137-9215.2 669215	
 Bremstrommel								
1.2 1.4	33 44 - 60	07/94→10/01 07/94→10/01	➡	→ 09/00			24.0223-0008.2 480038	Ø 273 x 60 / 231
1.7 D	44	07/94→10/01						
1.4 16V	66	08/99→10/01	➡	10/01→; → 36999999			24.0223-0013.2 480061	Ø 265 x 50 / 231
			➡	43000001→			24.0223-0021.1 480186	Ø 265 x 50 / 231
 Bremsbackensatz								
1.2 1.4	33 44 - 60	07/94→10/01 07/94→10/01	➡	→ 09/00			03.0137-0167.2 650167	TRW Ø 230 x 51 + HEB
1.7 D	44	07/94→10/01					03.0520-5819.3 695819	TRW Ø 230 x 51 + RZ / + Zub TopKit
1.4 16V	66	08/99→10/01	➡	10/01→			03.0137-0424.2 650424	Ø 230 x 42 + HEB
							03.0520-6019.3 696019	Ø 230 x 42 + RZ / + Zub TopKit
 Seilzug, Feststellbremse								
1.2 1.4	33 44 - 60	07/94→10/01 07/94→10/01		→ 09/00; Trommelbremse; ⚠	1	24.3727-0759.2 580759		L= 1.659 L2= 1.521
1.7 D	44	07/94→10/01						
1.4 16V	66	08/99→10/01		10/01→; ⚠	2	24.3727-0746.2 580746		L= 182 + Zub
				10/01→; Trommelbremse; ⚠	1	24.3727-0761.2 580761		L= 1.235 L2= 1.235
				10/01→; ⚠	1	24.3727-0767.2 580767		L= 445
OPEL - COMBO Kasten/Großraumlimousine (X12) 02/12→								
 Radbremszylinder								
1.3 CDTI	59	02/12→	➡	03/15→; Br.trommeldurchm.innen [Zoll]: 9; für verkürzten Radstand		24.3220-1728.3 020509		ALU
			➡	03/15→; Br.trommeldurchm.innen [Zoll]: 10; für erhöhte Nutzlast		24.3225-1704.3 020541		ALU
1.3 CDTI	66 - 70	02/12→	➡	Br.trommeldurchm.innen [Zoll]: 9; für verkürzten Radstand		24.3220-1728.3 020509		ALU
1.6 CDTI	66 - 88	02/12→	➡	Br.trommeldurchm.innen [Zoll]: 10; für erhöhte Nutzlast		24.3225-1704.3 020541		ALU
1.4	70 - 88	02/12→	➡	Br.trommeldurchm.innen [Zoll]: 10		24.3225-1704.3 020541		ALU
1.4 CNG	88	02/12→						
2.0 CDTI	99	02/12→						
Zubehörsatz, Bremsbacken								
1.3 CDTI	59	02/12→	➡	03/15→; Br.trommeldurchm.innen [Zoll]: 9; für verkürzten Radstand		03.0137-9296.2 669296		
			➡	03/15→; Br.trommeldurchm.innen [Zoll]: 10; für verlängerten Radstand		03.0137-9309.2 669309		AP
1.3 CDTI	66 - 70	02/12→	➡	Br.trommeldurchm.innen [Zoll]: 9; für verkürzten Radstand		03.0137-9296.2 669296		
1.6 CDTI	66 - 88	02/12→	➡	Br.trommeldurchm.innen [Zoll]: 10; für verlängerten Radstand		03.0137-9309.2 669309		AP
1.4	70 - 88	02/12→	➡	Br.trommeldurchm.innen [Zoll]: 10		03.0137-9309.2 669309		AP
1.4 CNG	88	02/12→						
2.0 CDTI	99	02/12→						
 Bremsbackensatz								
1.3 CDTI	59	02/12→	➡	03/15→; Br.trommeldurchm.innen [Zoll]: 9; für verkürzten Radstand		03.0137-0457.2 650457		AP Ø 228 x 42 + HEB
			➡	03/15→; Br.trommeldurchm.innen [Zoll]: 10; für verlängerten Radstand		03.0137-0505.2 650505		AP Ø 254 x 57 + HEB
➔			➡	Br.trommeldurchm.innen [Zoll]: 10; für erhöhte Nutzlast		03.0520-1425.3 691425		Ø 254 x 57 + RZ / + Zub TopKit












	kw					! #		
OPEL - COMBO Kasten/Großraumlimousine (X12) 02/12→								
 Bremsbackensatz								
1.3 CDTI	59	02/12→	➔	Br.trommeldurchm.innen [Zoll]: 10; nicht für erhöhte Nutzlast		03.0520-7422.3	697422	AP Ø 254 x 57 + RZ / + Zub TopKit
1.3 CDTI	66 - 70	02/12→	➔	Br.trommeldurchm.innen [Zoll]: 9; für verkürzten Radstand		03.0137-0457.2	650457	AP Ø 228 x 42 + HEB
1.6 CDTI	66 - 88	02/12→	➔	Br.trommeldurchm.innen [Zoll]: 10; für verlängerten Radstand		03.0137-0505.2	650505	AP Ø 254 x 57 + HEB
			➔	Br.trommeldurchm.innen [Zoll]: 10; für erhöhte Nutzlast		03.0520-1425.3	691425	Ø 254 x 57 + RZ / + Zub TopKit
			➔	Br.trommeldurchm.innen [Zoll]: 10; nicht für erhöhte Nutzlast		03.0520-7422.3	697422	AP Ø 254 x 57 + RZ / + Zub TopKit
1.4	70 - 88	02/12→	➔	Br.trommeldurchm.innen [Zoll]: 10		03.0137-0505.2	650505	AP Ø 254 x 57 + HEB
1.4 CNG	88	02/12→				03.0520-1425.3	691425	Ø 254 x 57 + RZ / + Zub TopKit
2.0 CDTI	99	02/12→						
OPEL - COMBO Tour 10/01→12/11								
 Radbremszylinder								
1.3 CDTI 16V	51	06/04→01/11	➔		2	24.3219-1715.3	020122	ALU
1.6	62 - 64	10/01→09/06						
1.6 CNG	71	04/05→01/11						
1.7 DI 16V	48	10/01→06/04						
1.7 DTI 16V	55	10/01→06/04						
1.3 CDTI 16V	55	10/05→12/11	➔	→ 10/11	2	24.3219-1715.3	020122	ALU
1.4	66	10/04→12/11						
1.6 CNG	69	06/06→12/11						
1.7 CDTI 16V	74	07/04→12/11						
Zubehörsatz, Bremsbacken								
1.3 CDTI 16V	51	06/04→01/11	➔			03.0137-9215.2	669215	
1.6	62 - 64	10/01→09/06						
1.6 CNG	71	04/05→01/11						
1.7 DI 16V	48	10/01→06/04						
1.7 DTI 16V	55	10/01→06/04						
1.3 CDTI 16V	55	10/05→12/11	➔	→ 10/11		03.0137-9215.2	669215	
1.4	66	10/04→12/11						
1.6 CNG	69	06/06→12/11						
1.7 CDTI 16V	74	07/04→12/11						
 Bremstrommel								
1.3 CDTI 16V	51	06/04→01/11	➔	→ 36999999		24.0223-0013.2	480061	Ø 265 x 50 / 231
1.6	62 - 64	10/01→09/06	➔	43000001→		24.0223-0021.1	480186	Ø 265 x 50 / 231
1.6 CNG	71	04/05→01/11						
1.7 DI 16V	48	10/01→06/04						
1.7 DTI 16V	55	10/01→06/04						
1.3 CDTI 16V	55	10/05→12/11	➔	→ 36999999		24.0223-0013.2	480061	Ø 265 x 50 / 231
1.4	66	10/04→12/11	➔	43000001→; → 10/11		24.0223-0021.1	480186	Ø 265 x 50 / 231
1.6 CNG	69	06/06→12/11						
1.7 CDTI 16V	74	07/04→12/11						
 Bremsbackensatz								
1.3 CDTI 16V	51	06/04→01/11	➔			03.0137-0424.2	650424	Ø 230 x 42 + HEB
1.6	62 - 64	10/01→09/06				03.0520-6019.3	696019	Ø 230 x 42 + RZ / + Zub TopKit
1.6 CNG	71	04/05→01/11						
1.7 DI 16V	48	10/01→06/04						
1.7 DTI 16V	55	10/01→06/04						
1.3 CDTI 16V	55	10/05→12/11	➔	→ 10/11		03.0137-0424.2	650424	Ø 230 x 42 + HEB
1.4	66	10/04→12/11				03.0520-6019.3	696019	Ø 230 x 42 + RZ / + Zub TopKit
1.6 CNG	69	06/06→12/11						
1.7 CDTI 16V	74	07/04→12/11						
 Seilzug, Feststellbremse								
1.3 CDTI 16V	51	06/04→01/11		↓	2	24.3727-0746.2	580746	L= 182 + Zub
1.6	62 - 64	10/01→09/06		Trommelbremse; ↓	1	24.3727-0761.2	580761	L= 1.235 L2= 1.235
1.6 CNG	71	04/05→01/11		↑	1	24.3727-0767.2	580767	L= 445
1.7 DI 16V	48	10/01→06/04						
1.7 DTI 16V	55	10/01→06/04						
1.3 CDTI 16V	55	10/05→12/11		→ 10/11; ↓	2	24.3727-0746.2	580746	L= 182 + Zub
1.4	66	10/04→12/11		→ 10/11; Trommelbremse; ↓	1	24.3727-0761.2	580761	L= 1.235 L2= 1.235
1.6 CNG	69	06/06→12/11						
1.7 CDTI 16V	74	07/04→12/11		→ 10/11; ↑	1	24.3727-0767.2	580767	L= 445












	kw			 	! #		
OPEL - COMBO Tour (X12) 02/12→							
 Radbremszylinder							
1.3 CDTI	55 - 70	02/12→	➔	Br.trommeldurchm.innen [Zoll]: 9; für verkürzten Radstand	2	24.3220-1728.3 020509	ALU
1.6 CDTI	66 - 88	02/12→	➔	Br.trommeldurchm.innen [Zoll]: 10; für erhöhte Nutzlast	2	24.3225-1704.3 020541	ALU
1.4	70 - 88	02/12→	➔	Br.trommeldurchm.innen [Zoll]: 10	2	24.3225-1704.3 020541	ALU
1.4 CNG	88	02/12→					
2.0 CDTI	99	02/12→					
Zubehörsatz, Bremsbacken							
1.3 CDTI	55 - 70	02/12→	➔	Br.trommeldurchm.innen [Zoll]: 9; für verkürzten Radstand		03.0137-9296.2 669296	
1.6 CDTI	66 - 88	02/12→	➔	Br.trommeldurchm.innen [Zoll]: 10; für verlängerten Radstand		03.0137-9309.2 669309	AP
1.4	70 - 88	02/12→	➔	Br.trommeldurchm.innen [Zoll]: 10		03.0137-9309.2 669309	AP
1.4 CNG	88	02/12→					
2.0 CDTI	99	02/12→					
 Bremsbackensatz							
1.3 CDTI	55 - 70	02/12→	➔	Br.trommeldurchm.innen [Zoll]: 9; für verkürzten Radstand		03.0137-0457.2 650457	AP Ø 228 x 42 + HEB
1.6 CDTI	66 - 88	02/12→	➔	Br.trommeldurchm.innen [Zoll]: 10; für verlängerten Radstand		03.0137-0505.2 650505	AP Ø 254 x 57 + HEB
			➔	Br.trommeldurchm.innen [Zoll]: 10; für erhöhte Nutzlast		03.0520-1425.3 691425	Ø 254 x 57 + RZ / + Zub TopKit
			➔	Br.trommeldurchm.innen [Zoll]: 10; nicht für erhöhte Nutzlast		03.0520-7422.3 697422	AP Ø 254 x 57 + RZ / + Zub TopKit
1.4	70 - 88	02/12→	➔	Br.trommeldurchm.innen [Zoll]: 10		03.0137-0505.2 650505	AP Ø 254 x 57 + HEB
1.4 CNG	88	02/12→				03.0520-1425.3 691425	Ø 254 x 57 + RZ / + Zub TopKit
2.0 CDTI	99	02/12→					
OPEL - CORSA B (S93) 03/93→12/02							
 Radbremszylinder							
1.0 i 12V	40	11/96→09/00	➔		2	24.3219-1715.3 020122	ALU
1.2 i	33	03/93→09/00				24.3219-1767.3 020552	GG
1.4 i	40 - 44	03/93→09/00					
1.4 i 16V	63 - 66	09/94→09/00					
1.4 Si	60	03/93→09/00					
1.5 D	37	03/93→09/00					
1.5 TD	49	03/93→09/00					
1.6 i 16V	74 - 78	09/94→09/00					
1.7 D	44	02/96→09/00					
1.2 i 16V	48	03/98→09/00	➔	04/98→	2	24.3219-1715.3 020122	ALU
						24.3219-1767.3 020552	GG
1.6 GSI 16V	80	03/93→09/00	➔	09/93→	2	24.3219-1715.3 020122	ALU
						24.3219-1767.3 020552	GG
Zubehörsatz, Bremsbacken							
1.0 i 12V	40	11/96→09/00	➔			03.0137-9166.2 669166	
1.2 i	33	03/93→09/00					
1.4 i	40 - 44	03/93→09/00					
1.4 i 16V	63 - 66	09/94→09/00					
1.4 Si	60	03/93→09/00					
1.5 D	37	03/93→09/00					
1.5 TD	49	03/93→09/00					
1.6 i 16V	74 - 78	09/94→09/00					
1.7 D	44	02/96→09/00					
1.2 i 16V	48	03/98→09/00	➔	04/98→		03.0137-9166.2 669166	
1.6 GSI 16V	80	03/93→09/00	➔	09/93→		03.0137-9166.2 669166	
 Bremstrommel							
1.0 i 12V	40	11/96→09/00	➔	- ABS		24.0220-0012.1 480017	Ø 228 x 35 / 201 - RLG
1.2 i	33	03/93→09/00				24.0220-0712.2 480208	Ø 228 x 35 / 201 + RLG
1.4 i	40 - 44	03/93→09/00	➔	+ ABS		24.0220-0033.2 480132	Ø 228 x 35 / 201 - RLG / + ABS Ring
1.4 i 16V	63 - 66	09/94→09/00					
1.4 Si	60	03/93→09/00					













	kw				! #		
OPEL - CORSA B (S93) 03/93→12/02							
 Bremstrommel							
1.5 D	37	03/93→09/00	➔	- ABS		24.0220-0012.1 480017	Ø 228 x 35 / 201 - RLG
1.5 TD	49	03/93→09/00				24.0220-0712.2 480208	Ø 228 x 35 / 201 + RLG
1.6 i 16V	74 -	09/94→09/00					
	78		➔	+ ABS		24.0220-0033.2 480132	Ø 228 x 35 / 201
1.7 D	44	02/96→09/00					- RLG / + ABS Ring
1.2 i 16V	48	03/98→09/00	➔	04/98→; - ABS		24.0220-0012.1 480017	Ø 228 x 35 / 201 - RLG
						24.0220-0712.2 480208	Ø 228 x 35 / 201 + RLG
			➔	04/98→; + ABS		24.0220-0033.2 480132	Ø 228 x 35 / 201
							- RLG / + ABS Ring
1.6 GSI 16V	80	03/93→09/00	➔	09/93→; - ABS		24.0220-0012.1 480017	Ø 228 x 35 / 201 - RLG
						24.0220-0712.2 480208	Ø 228 x 35 / 201 + RLG
			➔	09/93→; + ABS		24.0220-0033.2 480132	Ø 228 x 35 / 201
							- RLG / + ABS Ring
 Bremsbackensatz							
1.0 i 12V	40	11/96→09/00	➔			03.0137-0266.2 650266	Ø 200 x 29 + HEB
1.2 i	33	03/93→09/00				03.0420-1019.3 681019	TRW Ø 200 x 29 + RZ / + Zub Kit
1.4 i	40 -	03/93→09/00				03.0520-1019.3 691019	TRW Ø 200 x 29 + RZ / + Zub TopKit
	44						
1.4 i 16V	63 -	09/94→09/00					
	66					03.0525-0010.3 EQ0010	TRW Ø 200 x 29 - RZ / + Zub Easy Quick
1.4 Si	60	03/93→09/00					
1.5 D	37	03/93→09/00					
1.5 TD	49	03/93→09/00					
1.6 i 16V	74 -	09/94→09/00					
	78						
1.7 D	44	02/96→09/00					
1.2 i 16V	48	03/98→09/00	➔	04/98→		03.0137-0266.2 650266	Ø 200 x 29 + HEB
						03.0420-1019.3 681019	TRW Ø 200 x 29 + RZ / + Zub Kit
						03.0520-1019.3 691019	TRW Ø 200 x 29 + RZ / + Zub TopKit
						03.0525-0010.3 EQ0010	TRW Ø 200 x 29 - RZ / + Zub Easy Quick
1.6 GSI 16V	80	03/93→09/00	➔	09/93→		03.0137-0266.2 650266	Ø 200 x 29 + HEB
						03.0420-1019.3 681019	TRW Ø 200 x 29 + RZ / + Zub Kit
						03.0520-1019.3 691019	TRW Ø 200 x 29 + RZ / + Zub TopKit
						03.0525-0010.3 EQ0010	TRW Ø 200 x 29 - RZ / + Zub Easy Quick
 Seilzug, Feststellbremse							
1.0 i 12V	40	11/96→09/00		Trommelbremse; <input type="checkbox"/>		24.3727-0743.2 580743	L= 1.373 + Zub
1.2 i	33	03/93→09/00		Trommelbremse; <input type="checkbox"/>		24.3727-0744.2 580744	L= 1.078 + Zub
1.4 i	40 -	03/93→09/00					
	44						
1.4 i 16V	63 -	09/94→09/00					
	66						
1.4 Si	60	03/93→09/00					
1.5 D	37	03/93→09/00					
1.5 TD	49	03/93→09/00					
1.6 i 16V	74 -	09/94→09/00					
	78						
1.7 D	44	02/96→09/00					
1.2 i 16V	48	03/98→09/00		04/98→; Trommelbremse; <input type="checkbox"/>		24.3727-0743.2 580743	L= 1.373 + Zub
				04/98→; Trommelbremse; <input type="checkbox"/>		24.3727-0744.2 580744	L= 1.078 + Zub
1.6 GSI 16V	80	03/93→09/00		09/93→; Trommelbremse; <input type="checkbox"/>		24.3727-0743.2 580743	L= 1.373 + Zub
				09/93→; Trommelbremse; <input type="checkbox"/>		24.3727-0744.2 580744	L= 1.078 + Zub
OPEL - CORSA B Kasten/Schrägheck (S93) 08/94→12/01							
 Radbremsszylinder							
1.4 i	44	08/99→09/00	➔			24.3219-1715.3 020122	ALU
1.7 D	44	08/99→09/00				24.3219-1767.3 020552	GG
Zubehörsatz, Bremsbacken							
1.4 i	44	08/99→09/00	➔			03.0137-9166.2 669166	
1.7 D	44	08/99→09/00					
 Bremstrommel							
1.4 i	44	08/99→09/00	➔	- ABS		24.0220-0012.1 480017	Ø 228 x 35 / 201 - RLG
1.7 D	44	08/99→09/00				24.0220-0712.2 480208	Ø 228 x 35 / 201 + RLG
			➔	+ ABS		24.0220-0033.2 480132	Ø 228 x 35 / 201
							- RLG / + ABS Ring

	kw					! #		
OPEL - CORSA B Kasten/Schrägheck (S93) 08/94→12/01								
 Bremsbackensatz								
1.4 i 1.7 D	44 44	08/99→09/00 08/99→09/00	➔				03.0137-0266.2 650266 03.0420-1019.3 681019 03.0520-1019.3 691019 03.0525-0010.3 EQ0010	Ø 200 x 29 + HEB TRW Ø 200 x 29 + RZ / + Zub Kit TRW Ø 200 x 29 + RZ / + Zub TopKit TRW Ø 200 x 29 - RZ / + Zub Easy Quick
 Seilzug, Feststellbremse								
1.4 i 1.7 D	44 44	08/99→09/00 08/99→09/00		Trommelbremse; <input type="checkbox"/>			24.3727-0743.2 580743 24.3727-0744.2 580744	L= 1.373 + Zub L= 1.078 + Zub
OPEL - CORSA B Kombi (S93) 04/98→12/02								
 Radbremszylinder								
1.4 i 16V 1.7 D	66 44	01/99→12/02 01/99→12/02	➔	→ 09/00	2		24.3219-1715.3 020122 24.3219-1767.3 020552	ALU GG
Zubehörsatz, Bremsbacken								
1.4 i 16V 1.7 D	66 44	01/99→12/02 01/99→12/02	➔	→ 09/00			03.0137-9166.2 669166	
 Bremstrommel								
1.4 i 16V 1.7 D	66 44	01/99→12/02 01/99→12/02	➔	→ 09/00; - ABS			24.0220-0012.1 480017 24.0220-0712.2 480208 24.0220-0033.2 480132	Ø 228 x 35 / 201 - RLG Ø 228 x 35 / 201 + RLG Ø 228 x 35 / 201 - RLG / + ABS Ring
 Bremsbackensatz								
1.4 i 16V 1.7 D	66 44	01/99→12/02 01/99→12/02	➔	→ 09/00			03.0137-0266.2 650266 03.0420-1019.3 681019 03.0520-1019.3 691019 03.0525-0010.3 EQ0010	Ø 200 x 29 + HEB TRW Ø 200 x 29 + RZ / + Zub Kit TRW Ø 200 x 29 + RZ / + Zub TopKit TRW Ø 200 x 29 - RZ / + Zub Easy Quick
 Seilzug, Feststellbremse								
1.4 i 16V 1.7 D	66 44	01/99→12/02 01/99→12/02		→ 09/00; Trommelbremse; <input type="checkbox"/>			24.3727-0743.2 580743 24.3727-0744.2 580744	L= 1.373 + Zub L= 1.078 + Zub
OPEL - CORSA C (X01) 09/00→12/09								
 Radbremszylinder								
1.0 1.4	43 60	09/00→06/03 01/02→12/09	➔		2		24.3219-1715.3 020122	ALU
1.0 1.2 1.2 Twinport 1.3 CDTI 1.4 1.4 Twinport 1.7 DI 1.7 DTI	44 55 59 51 66 66 48 55	06/03→12/09 09/00→12/09 07/04→12/09 06/03→12/09 09/00→12/09 06/03→12/09 09/00→12/09 09/00→12/09	➔	→ 09/06	2		24.3219-1715.3 020122	ALU
1.7 CDTI	74	06/03→12/09	➔	→ 09/06	2		24.3220-1719.3 020448	ALU
Zubehörsatz, Bremsbacken								
1.0 1.4	43 60	09/00→06/03 01/02→12/09	➔	- ABS			03.0137-9166.2 669166	
			➔	+ ABS			03.0137-9167.2 669167	
1.0 1.2 1.2 Twinport 1.3 CDTI 1.4 1.4 Twinport 1.7 CDTI 1.7 DI 1.7 DTI	44 55 59 51 66 66 74 48 55	06/03→12/09 09/00→12/09 07/04→12/09 06/03→12/09 09/00→12/09 06/03→12/09 06/03→12/09 09/00→12/09 09/00→12/09	➔	- ABS; → 09/06			03.0137-9166.2 669166	
			➔	+ ABS; → 09/06			03.0137-9167.2 669167	
 Bremstrommel								
1.0 1.4 →	43 60	09/00→06/03 01/02→12/09	➔	+ ABS			24.0220-0038.1 480162	Ø 228 x 54 / 201 - RLG / - ABS Ring













	kw					! #		
OPEL - CORSA C (X01) 09/00→12/09								
Bremstrommel								
1.0 1.4	43 60	09/00→06/03 01/02→12/09	➡	+ ABS			24.0220-0738.2 480214	Ø 228 x 54 / 201 + RLG / - ABS Ring
			➡	- ABS			24.0220-0039.1 480163	Ø 228 x 35 / 201 - RLG / - ABS Ring
1.0 1.2 1.2 Twinport 1.3 CDTI 1.4 1.4 Twinport 1.7 DI 1.7 DTI	44 55 59 51 66 66 48 55	06/03→12/09 09/00→12/09 07/04→12/09 06/03→12/09 09/00→12/09 06/03→12/09 09/00→12/09 09/00→12/09	➡	+ ABS; → 09/06			24.0220-0038.1 480162	Ø 228 x 54 / 201 - RLG / - ABS Ring
			➡	- ABS; → 09/06			24.0220-0738.2 480214	Ø 228 x 54 / 201 + RLG / - ABS Ring
			➡	- ABS; → 09/06			24.0220-0039.1 480163	Ø 228 x 35 / 201 - RLG / - ABS Ring
Bremsbackensatz								
1.0 1.4	43 60	09/00→06/03 01/02→12/09	➡	- ABS			03.0137-0395.2 650395	Ø 200 x 29 + HEB
							03.0520-5119.3 695119	Ø 200 x 29 + RZ / + Zub TopKit
							03.0525-0025.3 EQ0025	Ø 200 x 29 - RZ / + Zub Easy Quick
			➡	+ ABS			03.0137-0396.2 650396	Ø 200 x 46 + HEB
							03.0520-5219.3 695219	Ø 200 x 46 + RZ / + Zub TopKit
1.0 1.2 1.2 Twinport 1.3 CDTI 1.4 1.4 Twinport 1.7 DI 1.7 DTI	44 55 59 51 66 66 48 55	06/03→12/09 09/00→12/09 07/04→12/09 06/03→12/09 09/00→12/09 06/03→12/09 09/00→12/09 09/00→12/09	➡	- ABS; → 09/06			03.0137-0395.2 650395	Ø 200 x 29 + HEB
							03.0520-5119.3 695119	Ø 200 x 29 + RZ / + Zub TopKit
							03.0525-0025.3 EQ0025	Ø 200 x 29 - RZ / + Zub Easy Quick
			➡	+ ABS; → 09/06			03.0137-0396.2 650396	Ø 200 x 46 + HEB
							03.0520-5219.3 695219	Ø 200 x 46 + RZ / + Zub TopKit
1.7 CDTI	74	06/03→12/09	➡	- ABS; → 09/06			03.0137-0395.2 650395	Ø 200 x 29 + HEB
			➡	+ ABS; → 09/06			03.0137-0396.2 650396	Ø 200 x 46 + HEB
			➡	- ABS			03.0520-5119.3 695119	Ø 200 x 29 + RZ / + Zub TopKit
			➡	+ ABS			03.0520-5219.3 695219	Ø 200 x 46 + RZ / + Zub TopKit
Seilzug, Feststellbremse								
1.0	43	09/00→06/03		Trommelbremse; ☐			24.3727-0749.2 580749	L= 832 + Zub
				Trommelbremse; ☐			24.3727-0750.2 580750	L= 1.095 + Zub
				Trommelbremse; ☒	1		24.3727-0755.2 580755	L= 330 + Zub
				+ ABS; Trommelbremse; ☒	2		24.3727-0786.2 580786	L= 217
				- ABS; Trommelbremse; ☒	2		24.3727-0787.2 580787	L= 217
1.0 1.2 1.2 Twinport 1.7 DI	44 55 59 48	06/03→12/09 09/00→12/09 07/04→12/09 09/00→12/09		→ 09/06; Trommelbremse; ☐			24.3727-0749.2 580749	L= 832 + Zub
				→ 09/06; Trommelbremse; ☐			24.3727-0750.2 580750	L= 1.095 + Zub
				→ 09/06; Trommelbremse; ☒	1		24.3727-0755.2 580755	L= 330 + Zub
				→ 09/06; + ABS; Trommelbremse; ☒	2		24.3727-0786.2 580786	L= 217
				→ 09/06; - ABS; Trommelbremse; ☒	2		24.3727-0787.2 580787	L= 217
1.3 CDTI 1.7 CDTI 1.7 DTI	51 74 55	06/03→12/09 06/03→12/09 09/00→12/09		→ 09/06; Trommelbremse; ☐			24.3727-0749.2 580749	L= 832 + Zub
				→ 09/06; Trommelbremse; ☒	1		24.3727-0755.2 580755	L= 330 + Zub
				→ 09/06; Trommelbremse; ☐			24.3727-0769.2 580769	L= 1.106
				→ 09/06; + ABS; Trommelbremse; ☒	2		24.3727-0786.2 580786	L= 217
				→ 09/06; - ABS; Trommelbremse; ☒	2		24.3727-0787.2 580787	L= 217
1.4 1.8	60 79	01/02→12/09 01/02→12/09		Trommelbremse; ☐			24.3727-0749.2 580749	L= 832 + Zub
				Scheibenbremse; ☒	1		24.3727-0755.2 580755	L= 330 + Zub
				Scheibenbremse; ☐			24.3727-0766.2 580766	L= 1.143
				Scheibenbremse; ☐			24.3727-0768.2 580768	L= 1.426
				Trommelbremse; ☐			24.3727-0769.2 580769	L= 1.106
				+ ABS; Trommelbremse; ☒	2		24.3727-0786.2 580786	L= 217
				- ABS; Trommelbremse; ☒	2		24.3727-0787.2 580787	L= 217
1.4 1.4 Twinport 1.8	66 66 92	09/00→12/09 06/03→12/09 09/00→12/09		→ 09/06; Trommelbremse; ☐			24.3727-0749.2 580749	L= 832 + Zub
				→ 09/06; Scheibenbremse; ☒	1		24.3727-0755.2 580755	L= 330 + Zub
				→ 09/06; Scheibenbremse; ☐			24.3727-0766.2 580766	L= 1.143
				→ 09/06; Scheibenbremse; ☐			24.3727-0768.2 580768	L= 1.426
				→ 09/06; Trommelbremse; ☐			24.3727-0769.2 580769	L= 1.106
				→ 09/06; + ABS; Trommelbremse; ☒	2		24.3727-0786.2 580786	L= 217
				→ 09/06; - ABS; Trommelbremse; ☒	2		24.3727-0787.2 580787	L= 217

















	kw					! #		
OPEL - CORSA C Kasten/Schrägheck (X01) 09/00→12/12								
 Radbremszylinder								
1.2 1.2 16V 1.3 CDTI 16V	59 55 51 - 59	07/05→06/06 09/00→07/03 07/05→06/06	➡				24.3219-1715.3 020122	ALU
1.7 DI 16V 1.7 DTI 16V	48 55	09/00→07/03 09/00→07/03						
1.4	66	08/03→06/12	➡	→ 09/06			24.3219-1715.3 020122	ALU
1.7 CDTi	74	08/03→12/12	➡	→ 09/06			24.3220-1719.3 020448	ALU
Zubehörsatz, Bremsbacken								
1.2 1.2 16V 1.3 CDTI 16V	59 55 51 - 59	07/05→06/06 09/00→07/03 07/05→06/06	➡	- ABS			03.0137-9166.2 669166	
			➡	+ ABS			03.0137-9167.2 669167	
1.7 DI 16V 1.7 DTI 16V	48 55	09/00→07/03 09/00→07/03						
1.4	66	08/03→06/12	➡	- ABS; → 09/06			03.0137-9166.2 669166	
1.7 CDTi	74	08/03→12/12	➡	+ ABS; → 09/06			03.0137-9167.2 669167	
 Bremstrommel								
1.2 1.2 16V 1.3 CDTI 16V	59 55 51 - 59	07/05→06/06 09/00→07/03 07/05→06/06	➡	+ ABS			24.0220-0038.1 480162	Ø 228 x 54 / 201 - RLG / - ABS Ring
							24.0220-0738.2 480214	Ø 228 x 54 / 201 + RLG / - ABS Ring
1.7 DI 16V 1.7 DTI 16V	48 55	09/00→07/03 09/00→07/03	➡	- ABS			24.0220-0039.1 480163	Ø 228 x 35 / 201 - RLG / - ABS Ring
1.4	66	08/03→06/12	➡	→ 09/06; + ABS			24.0220-0038.1 480162	Ø 228 x 54 / 201 - RLG / - ABS Ring
							24.0220-0738.2 480214	Ø 228 x 54 / 201 + RLG / - ABS Ring
			➡	→ 09/06; - ABS			24.0220-0039.1 480163	Ø 228 x 35 / 201 - RLG / - ABS Ring
 Bremsbackensatz								
1.2 1.2 16V 1.3 CDTI 16V	59 55 51 - 59	07/05→06/06 09/00→07/03 07/05→06/06	➡	- ABS			03.0137-0395.2 650395	Ø 200 x 29 + HEB
							03.0520-5119.3 695119	Ø 200 x 29 + RZ / + Zub TopKit
							03.0525-0025.3 EQ0025	Ø 200 x 29 - RZ / + Zub Easy Quick
1.7 DI 16V 1.7 DTI 16V	48 55	09/00→07/03 09/00→07/03	➡	+ ABS			03.0137-0396.2 650396	Ø 200 x 46 + HEB
							03.0520-5219.3 695219	Ø 200 x 46 + RZ / + Zub TopKit
1.4	66	08/03→06/12	➡	- ABS; → 09/06			03.0137-0395.2 650395	Ø 200 x 29 + HEB
							03.0520-5119.3 695119	Ø 200 x 29 + RZ / + Zub TopKit
							03.0525-0025.3 EQ0025	Ø 200 x 29 - RZ / + Zub Easy Quick
			➡	+ ABS; → 09/06			03.0137-0396.2 650396	Ø 200 x 46 + HEB
							03.0520-5219.3 695219	Ø 200 x 46 + RZ / + Zub TopKit
1.7 CDTi	74	08/03→12/12	➡	- ABS; → 09/06			03.0137-0395.2 650395	Ø 200 x 29 + HEB
			➡	+ ABS; → 09/06			03.0137-0396.2 650396	Ø 200 x 46 + HEB
			➡	- ABS			03.0520-5119.3 695119	Ø 200 x 29 + RZ / + Zub TopKit
			➡	+ ABS			03.0520-5219.3 695219	Ø 200 x 46 + RZ / + Zub TopKit
 Seilzug, Feststellbremse								
1.2 1.2 16V 1.7 DI 16V	59 55 48	07/05→06/06 09/00→07/03 09/00→07/03		Trommelbremse; ☐			24.3727-0749.2 580749	L= 832 + Zub
				Trommelbremse; ☐			24.3727-0750.2 580750	L= 1.095 + Zub
				Trommelbremse; ☒	1	24.3727-0755.2 580755	L= 330 + Zub	
				+ ABS; Trommelbremse; ☒	2	24.3727-0786.2 580786	L= 217	
				- ABS; Trommelbremse; ☒	2	24.3727-0787.2 580787	L= 217	
1.3 CDTI 16V 1.7 DTI 16V	51 - 59 55	07/05→06/06 09/00→07/03		Trommelbremse; ☐			24.3727-0749.2 580749	L= 832 + Zub
				Trommelbremse; ☒	1	24.3727-0755.2 580755	L= 330 + Zub	
				Trommelbremse; ☐			24.3727-0769.2 580769	L= 1.106
				+ ABS; Trommelbremse; ☒	2	24.3727-0786.2 580786	L= 217	
				- ABS; Trommelbremse; ☒	2	24.3727-0787.2 580787	L= 217	
1.4	66	08/03→06/12		→ 09/06; Trommelbremse; ☐			24.3727-0749.2 580749	L= 832 + Zub
				→ 09/06; Scheibenbremse; ☒	1	24.3727-0755.2 580755	L= 330 + Zub	
				→ 09/06; Scheibenbremse; ☐			24.3727-0766.2 580766	L= 1.143
				→ 09/06; Scheibenbremse; ☐			24.3727-0768.2 580768	L= 1.426















	kw					! #		
OPEL - CORSA C Kasten/Schrägheck (X01) 09/00→12/12								
 Seilzug, Feststellbremse								
1.4	66	08/03→06/12		→ 09/06; Trommelbremse; <input type="checkbox"/>		24.3727-0769.2	580769	L= 1.106
				→ 09/06; + ABS; Trommelbremse; <input checked="" type="checkbox"/>	2	24.3727-0786.2	580786	L= 217
				→ 09/06; - ABS; Trommelbremse; <input checked="" type="checkbox"/>	2	24.3727-0787.2	580787	L= 217
1.7 CDTi	74	08/03→12/12		→ 09/06; Trommelbremse; <input type="checkbox"/>		24.3727-0749.2	580749	L= 832 + Zub
				→ 09/06; Trommelbremse; <input checked="" type="checkbox"/>	1	24.3727-0755.2	580755	L= 330 + Zub
				→ 09/06; Trommelbremse; <input type="checkbox"/>		24.3727-0769.2	580769	L= 1.106
				→ 09/06; + ABS; Trommelbremse; <input checked="" type="checkbox"/>	2	24.3727-0786.2	580786	L= 217
				→ 09/06; - ABS; Trommelbremse; <input checked="" type="checkbox"/>	2	24.3727-0787.2	580787	L= 217
OPEL - CORSA D (S07) 07/06→08/14								
 Radbremszylinder								
1.0	44	07/06→12/10	➡	10/06→	2	24.3219-1755.3	020508	ALU
1.2	59	07/06→08/14						
1.3 CDTI	55 -	07/06→08/14						
	66							
1.4	66	07/06→08/14						
1.4 LPG	66	08/06→12/11						
1.0	48	12/09→08/14	➡		2	24.3219-1755.3	020508	ALU
1.2	51 -	12/09→08/14						
	63							
1.2 LPG	55 -	08/06→08/14						
	63							
1.3 CDTI	70	06/09→08/14						
1.4	64 -	09/09→08/14						
	74							
1.4 LPG	64	09/09→08/14						
Zubehörsatz, Bremsbacken								
1.0	44	07/06→12/10	➡	10/06→; TÜrenanzahl: 5		03.0137-9309.2	669309	AP
1.2	59	07/06→08/14						
1.3 CDTI	55 -	07/06→08/14	➡	10/06→; TÜrenanzahl: 3		03.0137-9310.2	669310	AP
	66							
1.4	66	07/06→08/14						
1.4 LPG	66	08/06→12/11						
1.0	48	12/09→08/14	➡	TÜrenanzahl: 5		03.0137-9309.2	669309	AP
1.2	51 -	12/09→08/14						
	63		➡	TÜrenanzahl: 3		03.0137-9310.2	669310	AP
1.2 LPG	55 -	08/06→08/14						
	63							
1.3 CDTI	70	06/09→08/14						
1.4	64 -	09/09→08/14						
	74							
1.4 LPG	64	09/09→08/14						
 Bremsstrommel								
1.0	44	07/06→12/10	➡	10/06→; TÜrenanzahl: 3		24.0220-3035.1	480300	Ø 249,5 x 45 / 204,7
1.2	59	07/06→08/14						
			➡	10/06→; TÜrenanzahl: 5		24.0222-8037.1	480302	Ø 269 x 48 / 230
1.0	48	12/09→08/14	➡	TÜrenanzahl: 3		24.0220-3035.1	480300	Ø 249,5 x 45 / 204,7
1.2	51 -	12/09→08/14						
	63		➡	TÜrenanzahl: 5		24.0222-8037.1	480302	Ø 269 x 48 / 230
1.2 LPG	55 -	08/06→08/14						
	63							
1.3 CDTI	55	07/06→08/14	➡	10/06→; ecoFLEX		24.0220-3035.1	480300	Ø 249,5 x 45 / 204,7
			➡	10/06→; nicht für Ausstattungsvariante: ecoFLEX		24.0222-8037.1	480302	Ø 269 x 48 / 230
1.3 CDTI	66	07/06→06/11	➡	10/06→		24.0222-8037.1	480302	Ø 269 x 48 / 230
1.4	66	07/06→08/14						
1.4 LPG	66	08/06→12/11						
1.3 CDTI	70	06/09→08/14	➡			24.0222-8037.1	480302	Ø 269 x 48 / 230
1.4	64 -	09/09→08/14						
	74							
1.4 LPG	64	09/09→08/14						
 Bremsbackensatz								
1.0	44	07/06→12/10	➡	10/06→; TÜrenanzahl: 5		03.0137-0478.2	650478	AP Ø 228 x 42 + HEB
1.2	59	07/06→08/14				03.0520-6819.3	696819	AP Ø 228 x 42 + RZ / + Zub TopKit
			➡	10/06→; TÜrenanzahl: 3		03.0137-0479.2	650479	AP Ø 203 x 38 + HEB
						03.0520-6719.3	696719	AP Ø 203 x 38 + RZ / + Zub TopKit
1.0	48	12/09→08/14	➡	TÜrenanzahl: 5		03.0137-0478.2	650478	AP Ø 228 x 42 + HEB
1.2	51 -	12/09→08/14				03.0520-6819.3	696819	AP Ø 228 x 42 + RZ / + Zub TopKit
	63							
→								






















	kw					! #		
OPEL - CORSA D (S07) 07/06→08/14								
 Bremsbackensatz								
1.2 LPG	55 - 63	08/06→08/14	➔	Türenanzahl: 3			03.0137-0479.2 650479	AP Ø 203 x 38 + HEB
1.3 CDTI	70	06/09→08/14					03.0520-6719.3 696719	AP Ø 203 x 38 + RZ / + Zub
1.4	64 - 74	09/09→08/14						TopKit
1.4 LPG	64	09/09→08/14						
1.3 CDTI	55 - 66	07/06→08/14	➔	10/06→; Türenanzahl: 5			03.0137-0478.2 650478	AP Ø 228 x 42 + HEB
1.4	66	07/06→08/14					03.0520-6819.3 696819	AP Ø 228 x 42 + RZ / + Zub
1.4 LPG	66	08/06→12/11	➔	10/06→; Türenanzahl: 3			03.0137-0479.2 650479	AP Ø 203 x 38 + HEB
			➔	Türenanzahl: 3			03.0520-6719.3 696719	AP Ø 203 x 38 + RZ / + Zub
								TopKit
 Seilzug, Feststellbremse								
1.0	44	07/06→12/10		10/06→; → 76064268; Türenanzahl: 3; Trommelbremse; ⬇	1	24.3727-0781.2 580781		L= 1.477 L2= 1.462 + Zub
1.2	59	07/06→08/14		10/06→; Türenanzahl: 5; Trommelbremse; ⬇	1	24.3727-0782.2 580782		L= 1.477 L2= 1.492 + Zub
1.0	48	12/09→08/14		→ 76064268; Türenanzahl: 3; Trommelbremse; ⬇	1	24.3727-0781.2 580781		L= 1.477 L2= 1.462 + Zub
1.2	51 - 63	12/09→08/14						
1.2 LPG	55 - 63	08/06→08/14		Türenanzahl: 5; Trommelbremse; ⬇	1	24.3727-0782.2 580782		L= 1.477 L2= 1.492 + Zub
1.3 CDTI	55 - 66	07/06→08/14		10/06→; Trommelbremse; ⬇	1	24.3727-0782.2 580782		L= 1.477 L2= 1.492 + Zub
1.4	66	07/06→08/14						
1.4 LPG	66	08/06→12/11						
1.3 CDTI	70	06/09→08/14		Trommelbremse; ⬇	1	24.3727-0782.2 580782		L= 1.477 L2= 1.492 + Zub
1.4	64 - 74	09/09→08/14						
1.4 LPG	64	09/09→08/14						
OPEL - CORSA D Kasten/Schrägheck (S07) 07/06→08/14								
 Radbremszylinder								
1.0	44	08/06→08/14	➔	10/06→			24.3219-1755.3 020508	ALU
1.3 CDTI	55 - 66	07/06→08/14						
1.0	48	01/10→08/14	➔				24.3219-1755.3 020508	ALU
1.2	51 - 63	08/06→08/14						
1.3 CDTI	70	11/09→08/14						
1.4	74	07/12→08/14						
Zubehörsatz, Bremsbacken								
1.0	44	08/06→08/14	➔	10/06→; Türenanzahl: 5			03.0137-9309.2 669309	AP
1.3 CDTI	55 - 66	07/06→08/14	➔	10/06→; Türenanzahl: 3			03.0137-9310.2 669310	AP
1.0	48	01/10→08/14	➔	Türenanzahl: 5			03.0137-9309.2 669309	AP
1.2	51 - 63	08/06→08/14	➔	Türenanzahl: 3			03.0137-9310.2 669310	AP
1.3 CDTI	70	11/09→08/14						
1.4	74	07/12→08/14						
 Bremstrommel								
1.0	44	08/06→08/14	➔	10/06→; Türenanzahl: 3			24.0220-3035.1 480300	Ø 249,5 x 45 / 204,7
			➔	10/06→; Türenanzahl: 5			24.0222-8037.1 480302	Ø 269 x 48 / 230
1.0	48	01/10→08/14	➔	Türenanzahl: 3			24.0220-3035.1 480300	Ø 249,5 x 45 / 204,7
1.2	51 - 63	08/06→08/14	➔	Türenanzahl: 5			24.0222-8037.1 480302	Ø 269 x 48 / 230
1.3 CDTI	55	07/06→08/14	➔	10/06→; ecoFLEX			24.0220-3035.1 480300	Ø 249,5 x 45 / 204,7
			➔	10/06→; nicht für Ausstattungsvariante: ecoFLEX			24.0222-8037.1 480302	Ø 269 x 48 / 230
1.3 CDTI	66	07/06→06/10	➔	10/06→			24.0222-8037.1 480302	Ø 269 x 48 / 230
1.3 CDTI	70	11/09→08/14	➔				24.0222-8037.1 480302	Ø 269 x 48 / 230
1.4	74	07/12→08/14						
 Bremsbackensatz								
1.0	44	08/06→08/14	➔	10/06→; Türenanzahl: 5			03.0137-0478.2 650478	AP Ø 228 x 42 + HEB
							03.0520-6819.3 696819	AP Ø 228 x 42 + RZ / + Zub
			➔	10/06→; Türenanzahl: 3			03.0137-0479.2 650479	AP Ø 203 x 38 + HEB
							03.0520-6719.3 696719	AP Ø 203 x 38 + RZ / + Zub
								TopKit
→								


















































































	kw					! #		
OPEL - CORSA D Kasten/Schrägheck (S07) 07/06→08/14								
 Bremsbackensatz								
1.0 1.2	48 51 - 63	01/10→08/14 08/06→08/14	➔	Türenanzahl: 5		03.0137-0478.2 650478 03.0520-6819.3 696819	AP Ø 228 x 42 + HEB AP Ø 228 x 42 + RZ / + Zub TopKit	
1.3 CDTI 1.4	70 74	11/09→08/14 07/12→08/14	➔	Türenanzahl: 3		03.0137-0479.2 650479 03.0520-6719.3 696719	AP Ø 203 x 38 + HEB AP Ø 203 x 38 + RZ / + Zub TopKit	
1.3 CDTI	55 - 66	07/06→08/14	➔	10/06→; Türenanzahl: 5		03.0137-0478.2 650478 03.0520-6819.3 696819	AP Ø 228 x 42 + HEB AP Ø 228 x 42 + RZ / + Zub TopKit	
			➔	10/06→; Türenanzahl: 3		03.0137-0479.2 650479	AP Ø 203 x 38 + HEB	
			➔	Türenanzahl: 3		03.0520-6719.3 696719	AP Ø 203 x 38 + RZ / + Zub TopKit	
 Seilzug, Feststellbremse								
1.0	44	08/06→08/14		10/06→; → 76064268; Türenanzahl: 3; Trommelbremse; ⚡	1	24.3727-0781.2 580781	L= 1.477 L2= 1.462 + Zub	
				10/06→; Türenanzahl: 5; Trommelbremse; ⚡	1	24.3727-0782.2 580782	L= 1.477 L2= 1.492 + Zub	
1.0 1.2	48 51 - 63	01/10→08/14 08/06→08/14		→ 76064268; Türenanzahl: 3; Trommelbremse; ⚡	1	24.3727-0781.2 580781	L= 1.477 L2= 1.462 + Zub	
				Türenanzahl: 5; Trommelbremse; ⚡	1	24.3727-0782.2 580782	L= 1.477 L2= 1.492 + Zub	
1.3 CDTI	55 - 66	07/06→08/14		10/06→; Trommelbremse; ⚡	1	24.3727-0782.2 580782	L= 1.477 L2= 1.492 + Zub	
1.3 CDTI 1.4	70 74	11/09→08/14 07/12→08/14		Trommelbremse; ⚡	1	24.3727-0782.2 580782	L= 1.477 L2= 1.492 + Zub	
OPEL - CORSA E (X15) 09/14→								
 Radbremszylinder								
1.0 1.2 1.3 CDTI 1.4	66 - 85 51 55 - 70	09/14→ 09/14→ 09/14→ 09/14→	➔	11/14→; Br.trommeldurchm.innen [Zoll]: 9	2	24.3219-1755.3 020508	ALU	
1.4 Turbo	66 74	09/14→ 09/14→06/19						
1.4 LPG 1.4 Turbo	64 - 66 110	03/15→ 03/15→	➔	Br.trommeldurchm.innen [Zoll]: 9	2	24.3219-1755.3 020508	ALU	
Zubehörsatz, Bremsbacken								
1.0 1.2 1.3 CDTI 1.4	66 - 85 51 55 - 70	09/14→ 09/14→ 09/14→ 09/14→	➔	11/14→; Br.trommeldurchm.innen [Zoll]: 9		03.0137-9309.2 669309	AP	
1.4 Turbo	66 74	09/14→ 09/14→06/19						
1.4 LPG 1.4 Turbo	64 - 66 110	03/15→ 03/15→	➔	Br.trommeldurchm.innen [Zoll]: 9		03.0137-9309.2 669309	AP	
 Bremstrommel								
1.0 1.2 1.3 CDTI 1.4	66 - 85 51 55 - 70	09/14→ 09/14→ 09/14→ 09/14→	➔	Br.trommeldurchm.innen [Zoll]: 9		24.0222-8037.1 480302	Ø 269 x 48 / 230	
1.4 LPG 1.4 Turbo	64 - 66 74 - 110	03/15→ 03/15→ 09/14→						
 Bremsbackensatz								
1.0 1.2 1.3 CDTI 1.4	66 - 85 51 55 - 70	09/14→ 09/14→ 09/14→ 09/14→	➔	11/14→; Br.trommeldurchm.innen [Zoll]: 9		03.0137-0478.2 650478 03.0520-6819.3 696819	AP Ø 228 x 42 + HEB AP Ø 228 x 42 + RZ / + Zub TopKit	
1.4 Turbo	66 74	09/14→ 09/14→06/19						
→								

	kw					! #			
OPEL - CORSA E (X15) 09/14→									
 Bremsbackensatz									
1.4 LPG	64 - 66	03/15→	➔	Br.trommeldurchm.innen [Zoll]: 9		03.0137-0478.2	650478	AP Ø 228 x 42 + HEB	
1.4 Turbo	110	03/15→				03.0520-6819.3	696819	AP Ø 228 x 42 + RZ / + Zub TopKit	
 Seilzug, Feststellbremse									
1.0	66 - 85	09/14→		11/14→; Trommelbremse; ↓		1	24.3727-3501.2	583501	L= 1.478 L2= 1.490
1.2	51	09/14→							
1.3 CDTI	55 - 70	09/14→							
1.4	55 - 66	09/14→							
1.4 Turbo	74	09/14→06/19							
1.4 LPG	64 - 66	03/15→		Trommelbremse; ↓		1	24.3727-3501.2	583501	L= 1.478 L2= 1.490
1.4 Turbo	110	03/15→							
OPEL - CORSA E Kasten/Schrägheck (X15) 09/14→									
 Radbremsszylinder									
1.2	51	01/15→	➔	Br.trommeldurchm.innen [Zoll]: 9		24.3219-1755.3	020508	ALU	
1.3 CDTI	55	01/15→							
1.3 CDTI	70	09/14→	➔	11/14→;		24.3219-1755.3	020508	ALU	
1.4	55 - 66	09/14→		Br.trommeldurchm.innen [Zoll]: 9					
Zubehörsatz, Bremsbacken									
1.2	51	01/15→	➔	Br.trommeldurchm.innen [Zoll]: 9		03.0137-9309.2	669309	AP	
1.3 CDTI	55	01/15→							
1.3 CDTI	70	09/14→	➔	11/14→;		03.0137-9309.2	669309	AP	
1.4	55 - 66	09/14→		Br.trommeldurchm.innen [Zoll]: 9					
 Bremstrommel									
1.2	51	01/15→	➔	Br.trommeldurchm.innen [Zoll]: 9		24.0222-8037.1	480302	Ø 269 x 48 / 230	
1.3 CDTI	55 - 70	09/14→							
1.4	55 - 66	09/14→							
 Bremsbackensatz									
1.2	51	01/15→	➔	Br.trommeldurchm.innen [Zoll]: 9		03.0137-0478.2	650478	AP Ø 228 x 42 + HEB	
1.3 CDTI	55	01/15→				03.0520-6819.3	696819	AP Ø 228 x 42 + RZ / + Zub TopKit	
1.3 CDTI	70	09/14→	➔	11/14→;		03.0137-0478.2	650478	AP Ø 228 x 42 + HEB	
				Br.trommeldurchm.innen [Zoll]: 9		03.0520-6819.3	696819	AP Ø 228 x 42 + RZ / + Zub TopKit	
1.4	55 - 66	09/14→	➔	11/14→;		03.0137-0478.2	650478	AP Ø 228 x 42 + HEB	
			➔	Br.trommeldurchm.innen [Zoll]: 9		03.0520-6819.3	696819	AP Ø 228 x 42 + RZ / + Zub TopKit	
				Br.trommeldurchm.innen [Zoll]: 9					
 Seilzug, Feststellbremse									
1.2	51	01/15→		Trommelbremse; ↓		1	24.3727-3501.2	583501	L= 1.478 L2= 1.490
1.3 CDTI	55	01/15→							
1.3 CDTI	70	09/14→		11/14→; Trommelbremse; ↓		1	24.3727-3501.2	583501	L= 1.478 L2= 1.490
1.4	55 - 66	09/14→							
OPEL - CORSA F 07/19→									
 Radbremsszylinder									
1.2	55 - 96	07/19→	➔			2	24.3220-1743.3	020556	ALU
1.5	75	07/19→							
OPEL - CORSA F Kasten/Schrägheck 07/19→									
 Radbremsszylinder									
1.2	55	07/19→	➔			2	24.3220-1743.3	020556	ALU
1.5	75	07/19→							
OPEL - FRONTERA A (U92) 03/92→10/98									
 Radbremsszylinder									
2.2 i	100	03/95→10/98	➔	→ SV720102		2	24.3225-1702.3	020425	GG
2.3 TD	74	03/92→10/98							
















































	kw					! #		
OPEL - FRONTERA A (U92) 03/92→10/98								
 Radbremszylinder								
2.4 i 2.5 TDS 2.8 TD	92 85 83	03/92→10/98 09/96→10/98 03/95→08/98	➔	→ SV720102	2	24.3225-1702.3	020425	GG
Zubehörsatz, Bremsbacken								
2.2 i 2.3 TD 2.4 i 2.5 TDS 2.8 TD	100 74 92 85 83	03/95→10/98 03/92→10/98 03/92→10/98 09/96→10/98 03/95→08/98	➔	→ SV720102		03.0137-9245.2	669245	
 Bremsbackensatz								
2.2 i 2.3 TD 2.4 i 2.5 TDS 2.8 TD	100 74 92 85 83	03/95→10/98 03/92→10/98 03/92→10/98 09/96→10/98 03/95→08/98	➔	→ SV720102		03.0137-0283.2	650283	Ø 254 x 52
OPEL - FRONTERA A Sport (U92) 03/92→10/98								
 Radbremszylinder								
2.0 i 2.5 TDS	85 85	03/92→10/98 09/96→10/98	➔	→ SV720102	2	24.3225-1702.3	020425	GG
Zubehörsatz, Bremsbacken								
2.0 i 2.5 TDS	85 85	03/92→10/98 09/96→10/98	➔	→ SV720102		03.0137-9245.2	669245	
 Bremsbackensatz								
2.0 i 2.5 TDS	85 85	03/92→10/98 09/96→10/98	➔	→ SV720102		03.0137-0283.2	650283	Ø 254 x 52
OPEL - INSIGNIA A (G09) 07/08→03/17								
 Seilzug, Feststellbremse								
1.4 1.6 1.8 2.0 Biturbo CDTI 2.0 CDTI 2.0 E85 Turbo 2.0 Turbo 1.6 Turbo 2.0 Biturbo CDTI 4x4 2.0 CDTI 4x4 2.0 Turbo 4x4 2.8 V6 Turbo 4x4 2.8 V6 Turbo OPC 4x4	103 85 103 140 - 143 81 - 118 162 162 132 140 - 143 118 162 - 184 191 239	04/11→03/17 07/08→03/17 07/08→03/17 07/08→03/17 07/08→03/17 10/10→03/17 07/08→03/17 07/08→03/17 05/09→03/17 06/10→03/17 07/08→03/17 07/08→03/17 07/09→03/17		06/11→; → B1182367; - eFSB; ⚠ → B1182367; - eFSB; ⚠ → B1182367; - eFSB; ⚠ 10/08→; → B1182367; - eFSB; ⚠ → A1006683; ⚠	2 2 2 2 2	24.3727-0791.2 24.3727-0791.2 24.3727-0791.2 24.3727-0791.2 24.3727-0789.2 24.3727-0789.2	580791 580791 580791 580791 580789 580789	L= 1.937 + Zub L= 1.937 + Zub L= 1.937 + Zub L= 1.937 + Zub L= 2.005 + Zub L= 2.005 + Zub
OPEL - INSIGNIA A Country Tourer (G09) 07/08→03/17								
 Seilzug, Feststellbremse								
2.0 CDTi 2.0 CDTi 4x4	88 - 96 143	07/08→03/17 09/13→03/17		→ B1182367; Scheibenbremse; - eFSB; ⚠ → A1006683; Scheibenbremse; ⚠	2 2	24.3727-0791.2 24.3727-0789.2	580791 580789	L= 1.937 + Zub L= 2.005 + Zub
OPEL - INSIGNIA A Sports Tourer (G09) 07/08→03/17								
 Seilzug, Feststellbremse								
1.4 1.6 1.6 Turbo 1.8 2.0 Biturbo CDTI 2.0 CDTI 2.0 E85 Turbo 2.0 Turbo 2.0 Biturbo CDTI 4x4 2.0 CDTI 4x4 2.0 Turbo 4x4 2.8 V6 Turbo 4x4 2.8 V6 Turbo OPC 4x4	103 85 132 103 140 - 143 81 - 118 162 162 140 - 143 118 162 - 184 191 239	09/11→06/13 07/08→06/12 01/09→06/13 07/08→06/13 07/08→03/17 07/08→06/15 09/10→11/11 07/08→06/13 07/08→03/17 06/10→06/15 07/08→06/13 10/08→06/13 07/09→06/15		→ B1182367; Scheibenbremse; - eFSB; ⚠ → A1006683; Scheibenbremse; ⚠	2 2	24.3727-0791.2 24.3727-0789.2	580791 580789	L= 1.937 + Zub L= 2.005 + Zub



















	kW			 	! #		
OPEL - INSIGNIA A Stufenheck (G09) 07/08→03/17							
 Seilzug, Feststellbremse							
1.4	103	04/11→03/17		06/11→; → B1182367; - eFSB; 	2	24.3727-0791.2 580791	L= 1.937 + Zub
1.6	85	07/08→03/17		→ B1182367; - eFSB; 	2	24.3727-0791.2 580791	L= 1.937 + Zub
1.6 Turbo	132	07/08→03/17					
1.8	103	07/08→03/17					
2.0 Biturbo CDTI	140 -	07/08→03/17					
	143						
2.0 CDTI	81 -	07/08→03/17					
	118						
2.0 Turbo	162	07/08→03/17					
2.0 Turbo E85	162	07/08→03/17					
2.0 Biturbo CDTI 4x4	140 -	07/08→03/17		→ A1006683; 	2	24.3727-0789.2 580789	L= 2.005 + Zub
	143						
2.0 CDTI 4x4	118	06/10→03/17					
2.0 Turbo 4x4	162 -	07/08→03/17					
	184						
2.8 V6 Turbo 4x4	191	07/08→03/17					
2.8 V6 Turbo OPC 4x4	239	07/09→03/17					
OPEL - KARL (C16) 01/15→03/19							
 Radbremszylinder							
1.0	54 -	01/15→03/19	➔		2	24.3220-1759.3 020609	ALU
	55						
1.0 LPG	54	02/15→03/18					
Zubehörsatz, Bremsbacken							
1.0	54 -	01/15→03/19	➔			03.0137-9314.2 669314	
	55						
1.0 LPG	54	02/15→03/18					
 Bremsbackensatz							
1.0	54 -	01/15→03/19	➔			03.0137-0533.2 650533	Ø 200 x 36 + HEB
	55						
1.0 LPG	54	02/15→03/18					
OPEL - MERIVA A Großraumlimousine (X03) 05/03→05/10							
 Seilzug, Feststellbremse							
1.3 CDTI	51	04/05→05/10		→ 34999999; Scheibenbremse; 	1	24.3727-0780.2 580780	L= 1.610 L2= 1.610 + Zub
1.3 CDTI	55	09/03→05/10		44000001→; Scheibenbremse; 	1	24.3727-0779.2 580779	L= 1.615 L2= 1.615 + Zub
1.4 16V Twinport	66	07/04→05/10					
1.4 16V Twinport LPG	66	07/04→05/10		→ 34999999; Scheibenbremse; 	1	24.3727-0780.2 580780	L= 1.610 L2= 1.610 + Zub
1.6	64 -	05/03→05/10					
	77						
1.6 16V	74	05/03→01/06					
1.6 Turbo	132	09/05→05/10					
1.7 CDTI	74 -	09/03→05/10					
	92						
1.7 DTI	55	09/03→05/10					
1.8	92	05/03→05/10					
OPEL - MOKKA / MOKKA X (J13) 06/12→							
 Seilzug, Feststellbremse							
1.4	88 -	04/13→		H4000001 / HB000001→;	1	24.3727-3502.2 583502	L= 1.885 L2= 1.918
	103			Scheibenbremse; 			
1.4 4x4	103 -	06/12→					
	112						
1.4 LPG	103	04/13→					
1.6	85	06/12→					
1.6 CDTI	81 -	01/15→					
	100						
1.6 CDTI 4x4	81 -	01/15→					
	100						
1.7 CDTI	96	06/12→					
1.7 CDTI 4x4	96	06/12→					
1.8	103	01/13→					
1.8 4x4	103	01/13→					
OPEL - MOKKA X VAN (J13) 06/12→							
 Seilzug, Feststellbremse							
1.6 CDTi	100	03/18→		H4000001 / HB000001→;	1	24.3727-3502.2 583502	L= 1.885 L2= 1.918
				Scheibenbremse; 			


























	kW					! #		
OPEL - MOVANO B Bus (X62) 12/10→								
 Seilzug, Feststellbremse								
2.3 CDTI FWD	74 - 132	12/10→		für verkürzten Radstand; Scheibenbremse; für Variant Code: EV0 / FV0; 	2	24.3727-3602.2	583602	L= 1.730
				mittlerer Radstand / für verlängerten Radstand; 	1	24.3727-3606.2	583606	L= 1.032
				für verkürzten Radstand; 	1	24.3727-3607.2	583607	L= 1.086
OPEL - MOVANO B Kasten (X62) 05/10→								
 Seilzug, Feststellbremse								
2.3 CDTI FWD	74 - 132	05/10→		für verkürzten Radstand; Scheibenbremse; für Variant Code: EV0 / FV0; 	2	24.3727-3602.2	583602	L= 1.730
				mittlerer Radstand / für verlängerten Radstand; 	1	24.3727-3606.2	583606	L= 1.032
				für verkürzten Radstand; 	1	24.3727-3607.2	583607	L= 1.086
2.3 CDTI RWD	74 - 92	05/10→		für Fahrzeuge mit Einfachbereifung hinten; Scheibenbremse; 	2	24.3727-3603.2	583603	L= 1.555
				RWD; für Fahrzeuge mit Doppelbereifung hinten; Scheibenbremse; 	2	24.3727-3605.2	583605	L= 1.490
				mittlerer Radstand / für verlängerten Radstand; 	1	24.3727-3606.2	583606	L= 1.032
				für verkürzten Radstand; 	1	24.3727-3607.2	583607	L= 1.086
2.3 CDTI RWD	96 - 120	05/10→		für Fahrzeuge mit Einfachbereifung hinten; Scheibenbremse; 	2	24.3727-3603.2	583603	L= 1.555
				für Fahrzeuge mit Doppelbereifung hinten; Scheibenbremse; 	2	24.3727-3605.2	583605	L= 1.490
				mittlerer Radstand / für verlängerten Radstand; 	1	24.3727-3606.2	583606	L= 1.032
				für verkürzten Radstand; 	1	24.3727-3607.2	583607	L= 1.086
OPEL - MOVANO B Pritsche/Fahrgestell (X62) 05/10→								
 Seilzug, Feststellbremse								
2.3 CDTI FWD	74 - 132	05/10→		für verkürzten Radstand; Scheibenbremse; für Variant Code: EV0 / FV0; 	2	24.3727-3602.2	583602	L= 1.730
				mittlerer Radstand / für verlängerten Radstand; 	1	24.3727-3606.2	583606	L= 1.032
				für verkürzten Radstand; 	1	24.3727-3607.2	583607	L= 1.086
2.3 CDTI RWD	74 - 92	05/10→		für Fahrzeuge mit Einfachbereifung hinten; Scheibenbremse; 	2	24.3727-3603.2	583603	L= 1.555
				RWD; für Fahrzeuge mit Doppelbereifung hinten; Scheibenbremse; 	2	24.3727-3605.2	583605	L= 1.490
				mittlerer Radstand / für verlängerten Radstand; 	1	24.3727-3606.2	583606	L= 1.032
				für verkürzten Radstand; 	1	24.3727-3607.2	583607	L= 1.086
2.3 CDTI RWD	96 - 120	05/10→		für Fahrzeuge mit Einfachbereifung hinten; Scheibenbremse; 	2	24.3727-3603.2	583603	L= 1.555
				für Fahrzeuge mit Doppelbereifung hinten; Scheibenbremse; 	2	24.3727-3605.2	583605	L= 1.490
				mittlerer Radstand / für verlängerten Radstand; 	1	24.3727-3606.2	583606	L= 1.032
				für verkürzten Radstand; 	1	24.3727-3607.2	583607	L= 1.086
OPEL - MOVANO Bus (X70) 07/98→								
 Radbremszylinder								
1.9 DTI	59	09/00→10/01				24.3223-1707.3	020435	BDX GG
2.5 D	59	07/98→09/00				24.3223-1708.3	020436	BDX GG
2.8 DTI	84	07/98→10/01						
1.9 DTI	60	10/01→		→ 01/10; 		24.3223-1707.3	020435	BDX GG
2.2 DTI	66	09/00→				24.3223-1708.3	020436	BDX GG
2.5 DTI	84	10/01→		→ 01/10; 				
Zubehörsatz, Bremsbacken								
1.9 DTI	59	09/00→10/01				03.0137-9240.2	669240	
2.5 D	59	07/98→09/00						
2.8 DTI	84	07/98→10/01						
1.9 DTI	60	10/01→		→ 01/10		03.0137-9240.2	669240	
2.2 DTI	66	09/00→						
2.5 DTI	84	10/01→						
→								












	kw					! #		
OPEL - MOVANO Bus (X70) 07/98→								
 Bremstrommel								
1.9 DTI 2.5 D 2.8 DTI	59 59 84	09/00→10/01 07/98→09/00 07/98→10/01	➔				24.0228-0002.1 480159	Ø 320 x 69,5 / 282
1.9 DTI 2.2 DTI 2.5 DTI	60 66 84	10/01→ 09/00→ 10/01→	➔	→ 01/10			24.0228-0002.1 480159	Ø 320 x 69,5 / 282
 Bremsbackensatz								
1.9 DTI 2.5 D 2.8 DTI	59 59 84	09/00→10/01 07/98→09/00 07/98→10/01	➔				03.0137-0382.2 650382	Ø 280 x 65
1.9 DTI 2.2 DTI 2.5 DTI	60 66 84	10/01→ 09/00→ 10/01→	➔	→ 01/10			03.0137-0382.2 650382	Ø 280 x 65
 Seilzug, Feststellbremse								
1.9 DTI 2.5 D 2.8 DTI	59 59 84	09/00→10/01 07/98→09/00 07/98→10/01		Scheiben/Trommel; 	1	24.3727-0762.2 580762	L= 1.175	
				Scheiben/Trommel; 	2	24.3727-1000.2 581000	L= 1.737	
						24.3727-1072.2 581072	L= 1.420	
1.9 DTI 2.2 DTI 2.5 CDTI 2.5 DTI 3.0 DTi	60 66 74 84 100	10/01→ 09/00→ 09/07→ 10/01→ 10/03→		→ 01/10; Scheiben/Trommel; 	1	24.3727-0762.2 580762	L= 1.175	
				→ 01/10; Scheiben/Trommel; 	2	24.3727-1000.2 581000	L= 1.737	
						24.3727-1072.2 581072	L= 1.420	
2.5 CDTI	88 - 107	08/06→		09/06→ 01/10; Scheiben/Trommel; 	1	24.3727-0762.2 580762	L= 1.175	
				09/06→ 01/10; Scheiben/Trommel; 	2	24.3727-1000.2 581000	L= 1.737	
						24.3727-1072.2 581072	L= 1.420	
OPEL - MOVANO Kasten (X70) 01/99→								
 Radbremszylinder								
1.9 DTI 2.5 D 2.8 DTI	59 59 84	09/00→10/01 01/99→09/00 01/99→10/01	➔				24.3223-1707.3 020435	BDX GG
			➔				24.3223-1708.3 020436	BDX GG
1.9 DTI 2.2 DTI 2.5 DTi	60 66 73	10/01→ 09/00→ 10/03→	➔	→ 01/10; 			24.3223-1707.3 020435	BDX GG
2.5 DTI	84	10/01→	➔	→ 01/10; 			24.3223-1708.3 020436	BDX GG
Zubehörsatz, Bremsbacken								
1.9 DTI 2.5 D 2.8 DTI	59 59 84	09/00→10/01 01/99→09/00 01/99→10/01	➔				03.0137-9240.2 669240	
1.9 DTI 2.2 DTI 2.5 DTi 2.5 DTI	60 66 73 84	10/01→ 09/00→ 10/03→ 10/01→	➔	→ 01/10			03.0137-9240.2 669240	
 Bremstrommel								
1.9 DTI 2.5 D 2.8 DTI	59 59 84	09/00→10/01 01/99→09/00 01/99→10/01	➔				24.0228-0002.1 480159	Ø 320 x 69,5 / 282
1.9 DTI 2.2 DTI 2.5 DTi 2.5 DTI	60 66 73 84	10/01→ 09/00→ 10/03→ 10/01→	➔	→ 01/10			24.0228-0002.1 480159	Ø 320 x 69,5 / 282
 Bremsbackensatz								
1.9 DTI 2.5 D 2.8 DTI	59 59 84	09/00→10/01 01/99→09/00 01/99→10/01	➔				03.0137-0382.2 650382	Ø 280 x 65
1.9 DTI 2.2 DTI 2.5 DTi 2.5 DTI	60 66 73 84	10/01→ 09/00→ 10/03→ 10/01→	➔	→ 01/10			03.0137-0382.2 650382	Ø 280 x 65
 Seilzug, Feststellbremse								
1.9 DTI 2.5 D 2.8 DTI	59 59 84	09/00→10/01 01/99→09/00 01/99→10/01		Scheiben/Trommel; 	1	24.3727-0762.2 580762	L= 1.175	
				Scheiben/Trommel; 	2	24.3727-1000.2 581000	L= 1.737	
						24.3727-1072.2 581072	L= 1.420	
1.9 DTI 2.2 DTI 2.5 DTi 2.5 DTI 3.0 DTI	60 66 73 84 100	10/01→ 09/00→ 10/03→ 10/01→ 10/03→		→ 01/10; Scheiben/Trommel; 	1	24.3727-0762.2 580762	L= 1.175	
				→ 01/10; Scheiben/Trommel; 	2	24.3727-1000.2 581000	L= 1.737	
						24.3727-1072.2 581072	L= 1.420	
➔								

































































	kw					! #		
OPEL - MOVANO Kasten (X70) 01/99→								
 Seilzug, Feststellbremse								
2.5 CDTI	74 - 107	10/03→		09/06→ 01/10; Scheiben/Trommel; 	1	24.3727-0762.2 580762	L= 1.175	
				09/06→ 01/10; Scheiben/Trommel; 	2	24.3727-1000.2 581000	L= 1.737	
						24.3727-1072.2 581072	L= 1.420	
OPEL - MOVANO Pritsche/Fahrgestell (X70) 07/98→								
 Radbremszylinder								
2.2 DTI	66	09/00→		→ 01/10; 		24.3223-1707.3 020435	BDX GG	
2.5 DTi	73	10/03→						
2.5 DTI	84	10/01→		→ 01/10; 		24.3223-1708.3 020436	BDX GG	
2.5 D	59	07/98→09/00				24.3223-1707.3 020435	BDX GG	
2.8 DTI	84	07/98→10/01				24.3223-1708.3 020436	BDX GG	
Zubehörsatz, Bremsbacken								
2.2 DTI	66	09/00→		→ 01/10		03.0137-9240.2 669240		
2.5 DTi	73	10/03→						
2.5 DTI	84	10/01→						
2.5 D	59	07/98→09/00				03.0137-9240.2 669240		
2.8 DTI	84	07/98→10/01						
 Bremstrommel								
2.2 DTI	66	09/00→		→ 01/10		24.0228-0002.1 480159	Ø 320 x 69,5 / 282	
2.5 DTi	73	10/03→						
2.5 DTI	84	10/01→						
2.5 D	59	07/98→09/00				24.0228-0002.1 480159	Ø 320 x 69,5 / 282	
2.8 DTI	84	07/98→10/01						
 Bremsbackensatz								
2.2 DTI	66	09/00→		→ 01/10		03.0137-0382.2 650382	Ø 280 x 65	
2.5 DTi	73	10/03→						
2.5 DTI	84	10/01→						
2.5 D	59	07/98→09/00				03.0137-0382.2 650382	Ø 280 x 65	
2.8 DTI	84	07/98→10/01						
 Seilzug, Feststellbremse								
2.2 DTI	66	09/00→		→ 01/10; Scheiben/Trommel; 	1	24.3727-0762.2 580762	L= 1.175	
2.5 DTi	73	10/03→						
2.5 DTI	84	10/01→		→ 01/10; Scheiben/Trommel; 	2	24.3727-1000.2 581000	L= 1.737	
3.0 DTI	100	10/03→				24.3727-1072.2 581072	L= 1.420	
2.5 CDTI	74 - 107	08/06→		09/06→ 01/10; Scheiben/Trommel; 	1	24.3727-0762.2 580762	L= 1.175	
				09/06→ 01/10; Scheiben/Trommel; 	2	24.3727-1000.2 581000	L= 1.737	
						24.3727-1072.2 581072	L= 1.420	
2.5 D	59	07/98→09/00		Scheiben/Trommel; 	1	24.3727-0762.2 580762	L= 1.175	
2.8 DTI	84	07/98→10/01		Scheiben/Trommel; 	2	24.3727-1000.2 581000	L= 1.737	
						24.3727-1072.2 581072	L= 1.420	
OPEL - OMEGA B (V94) 03/94→12/05								
 Bremsbackensatz, Feststellbremse								
2.0	85	03/94→09/99		V1169751→		03.0137-0172.2 650172	Ø 160 x 25	
2.5 TD	96	04/94→07/03						
2.5 V6	125	03/94→09/00		→ V1169750		03.0137-0172.2 650172	Ø 160 x 25	
2.0	85	03/94→12/00		V1169751→; → 09/99		03.0137-0172.2 650172	Ø 160 x 25	
				→ V1169750		03.0137-0172.2 650172	Ø 160 x 25	
2.0 16V	100	03/94→09/99				03.0137-0172.2 650172	Ø 160 x 25	
2.5 DTI	110	09/01→07/03						
3.2 V6	160	02/01→07/03						
2.0 DTI 16V	74	09/97→09/00		V1169751→; → 08/00		03.0137-0172.2 650172	Ø 160 x 25	
2.2 16V	106	09/99→07/03		V1169751→		03.0137-0172.2 650172	Ø 160 x 25	
2.2 DTI 16V	81 - 88	09/00→07/03						
2.6 V6	132	09/00→07/03						
3.0 V6	155	04/94→02/01		V1169751→; → 01/01		03.0137-0172.2 650172	Ø 160 x 25	
				→ V1169750		03.0137-0172.2 650172	Ø 160 x 25	
Zubehörsatz, Feststellbremsbacken								
2.0	85	03/94→09/99		→ V1169750		03.0137-9092.2 669092		
2.0 16V	100	03/94→09/99						
2.5 TD	96	04/94→07/03		V1169751→		03.0137-9242.2 669242		
2.5 V6	125	03/94→09/00						
2.0	85	03/94→12/00		→ V1169750		03.0137-9092.2 669092		
→								












	kw					! #		
OPEL - OMEGA B (V94) 03/94→12/05								
Zubehörsatz, Feststellbremsbacken								
2.0	85	03/94→12/00	➔	V1169751→; → 09/99			03.0137-9242.2 669242	
2.0 DTI 16V	74	09/97→09/00	➔	V1169751→; → 08/00			03.0137-9242.2 669242	
2.2 16V 2.2 DTI 16V	106 81 - 88	09/99→07/03 09/00→07/03	➔	V1169751→			03.0137-9242.2 669242	
2.6 V6	132	09/00→07/03						
2.5 DTI 3.2 V6	110 160	09/01→07/03 02/01→07/03	➔				03.0137-9242.2 669242	
3.0 V6	155	04/94→02/01	➔	→ V1169750			03.0137-9092.2 669092	
			➔	V1169751→; → 01/01			03.0137-9242.2 669242	
 Seilzug, Feststellbremse								
2.0 2.0 16V 2.2 DTI 16V	85 100 81 - 88	03/94→09/99 03/94→09/99 09/00→07/03		Scheibenbremse; 	1	24.3727-0725.2 580725		L= 1.550 L2= 1.550 + Zub
2.5 DTI 2.5 TD 2.5 V6 2.6 V6 3.2 V6	110 96 125 132 160	09/01→07/03 04/94→07/03 03/94→09/00 09/00→07/03 02/01→07/03						
2.0	85	03/94→12/00		→ 09/99; Scheibenbremse; 	1	24.3727-0725.2 580725		L= 1.550 L2= 1.550 + Zub
2.0 DTI 16V	74	09/97→09/00		→ 08/00; Scheibenbremse; 	1	24.3727-0725.2 580725		L= 1.550 L2= 1.550 + Zub
2.2 16V	106	09/99→07/03		10/99→; Scheibenbremse; 	1	24.3727-0725.2 580725		L= 1.550 L2= 1.550 + Zub
3.0 V6	155	04/94→02/01		→ 01/01; Scheibenbremse; 	1	24.3727-0725.2 580725		L= 1.550 L2= 1.550 + Zub
OPEL - OMEGA B Caravan (V94) 03/94→07/03								
 Bremsbackensatz, Feststellbremse								
2.0 2.5 TD 2.5 V6	85 96 125	03/94→09/99 04/94→07/01 03/94→09/00	➔	V1169751→ → V1169750			03.0137-0172.2 650172	Ø 160 x 25
2.0 16V 2.5 DTI 3.2 V6	100 110 160	03/94→09/99 09/01→07/03 02/01→07/03	➔				03.0137-0172.2 650172	Ø 160 x 25
2.0 DTI 16V	74	09/97→09/00	➔	V1169751→; → 08/00			03.0137-0172.2 650172	Ø 160 x 25
2.2 16V 2.2 DTI 16V	106 81 - 88	09/99→07/03 09/00→07/03	➔	V1169751→			03.0137-0172.2 650172	Ø 160 x 25
2.6 V6	132	09/00→07/03						
3.0 V6	155	04/94→02/01	➔	V1169751→; → 01/01			03.0137-0172.2 650172	Ø 160 x 25
			➔	→ V1169750			03.0137-0172.2 650172	Ø 160 x 25
Zubehörsatz, Feststellbremsbacken								
2.0 2.0 16V 2.5 TD 2.5 V6	85 100 96 125	03/94→09/99 03/94→09/99 04/94→07/01 03/94→09/00	➔	→ V1169750 V1169751→			03.0137-9092.2 669092 03.0137-9242.2 669242	
2.0 DTI 16V	74	09/97→09/00	➔	V1169751→; → 08/00			03.0137-9242.2 669242	
2.2 16V 2.2 DTI 16V	106 81 - 88	09/99→07/03 09/00→07/03	➔	V1169751→			03.0137-9242.2 669242	
2.6 V6	132	09/00→07/03						
2.5 DTI 3.2 V6	110 160	09/01→07/03 02/01→07/03	➔				03.0137-9242.2 669242	
3.0 V6	155	04/94→02/01	➔	→ V1169750			03.0137-9092.2 669092	
			➔	V1169751→; → 01/01			03.0137-9242.2 669242	
 Seilzug, Feststellbremse								
2.0 2.0 16V 2.2 16V 2.2 DTI 16V	85 100 106 81 -	03/94→09/99 03/94→09/99 09/99→07/03 09/00→07/03		Scheibenbremse; 	1	24.3727-0725.2 580725		L= 1.550 L2= 1.550 + Zub
2.5 DTI 2.5 TD 2.5 V6 2.6 V6 3.2 V6	110 96 125 132 160	09/01→07/03 04/94→07/01 03/94→09/00 09/00→07/03 02/01→07/03						
2.0 DTI 16V	74	09/97→09/00		→ 08/00; Scheibenbremse; 	1	24.3727-0725.2 580725		L= 1.550 L2= 1.550 + Zub
3.0 V6	155	04/94→02/01		→ 01/01; Scheibenbremse; 	1	24.3727-0725.2 580725		L= 1.550 L2= 1.550 + Zub











	kw					! #		
OPEL - ROCKS-E 10/21→								
 Radbremszylinder								
Electric	6	10/21→	➔			2	24.3220-1743.3	020556 ALU
OPEL - SIGNUM CC (Z03) 05/03→12/08								
 Seilzug, Feststellbremse								
1.9 CDTI	88 - 110	04/04→02/08			für Fahrzeuge ohne Schlechtwegeausführung; Scheibenbremse; 	1	24.3727-0788.2	580788 L= 1.800 L2= 1.800
2.0 DTI	74	05/03→04/04						
2.2 DTI	92	05/03→04/04						
3.0 V6 CDTI	130	05/03→07/05						
OPEL - TIGRA (S93) 07/94→12/00								
 Radbremszylinder								
1.4 16V	63 - 66	07/94→12/00	➔			2	24.3219-1715.3	020122 ALU
1.6 16V	74 - 78	07/94→08/98					24.3219-1767.3	020552 GG
Zubehörsatz, Bremsbacken								
1.4 16V	63 - 66	07/94→12/00	➔				03.0137-9166.2	669166
1.6 16V	74 - 78	07/94→08/98						
 Bremstrommel								
1.4 16V	63 - 66	07/94→12/00	➔	- ABS			24.0220-0012.1	480017 Ø 228 x 35 / 201 - RLG
1.6 16V	74 - 78	07/94→08/98	➔	+ ABS			24.0220-0712.2	480208 Ø 228 x 35 / 201 + RLG
							24.0220-0033.2	480132 Ø 228 x 35 / 201 - RLG / + ABS Ring
 Bremsbackensatz								
1.4 16V	63 - 66	07/94→12/00	➔				03.0137-0266.2	650266 Ø 200 x 29 + HEB
1.6 16V	74 - 78	07/94→08/98					03.0420-1019.3	681019 TRW Ø 200 x 29 + RZ / + Zub Kit
							03.0520-1019.3	691019 TRW Ø 200 x 29 + RZ / + Zub TopKit
							03.0525-0010.3	EQ0010 TRW Ø 200 x 29 - RZ / + Zub Easy Quick
 Seilzug, Feststellbremse								
1.4 16V	63 - 66	07/94→12/00		Trommelbremse; 			24.3727-0743.2	580743 L= 1.373 + Zub
1.6 16V	74 - 78	07/94→08/98		Trommelbremse; 			24.3727-0744.2	580744 L= 1.078 + Zub
OPEL - TIGRA TwinTop (X04) 06/04→12/10								
 Radbremszylinder								
1.3 CDTI	51	06/04→12/10	➔	→ 08/09		2	24.3219-1715.3	020122 ALU
1.4	66	06/04→12/10						
1.8	92	06/04→12/10						
Zubehörsatz, Bremsbacken								
1.3 CDTI	51	06/04→12/10	➔	→ 08/09			03.0137-9167.2	669167
1.4	66	06/04→12/10						
1.8	92	06/04→12/10						
 Bremstrommel								
1.3 CDTI	51	06/04→12/10	➔	→ 08/09			24.0220-0038.1	480162 Ø 228 x 54 / 201 - RLG / - ABS Ring
1.4	66	06/04→12/10						
1.8	92	06/04→12/10					24.0220-0738.2	480214 Ø 228 x 54 / 201 + RLG / - ABS Ring
 Bremsbackensatz								
1.3 CDTI	51	06/04→12/10	➔	→ 08/09			03.0137-0396.2	650396 Ø 200 x 46 + HEB
1.4	66	06/04→12/10						
1.8	92	06/04→12/10	➔				03.0520-5219.3	695219 Ø 200 x 46 + RZ / + Zub TopKit
 Seilzug, Feststellbremse								
1.3 CDTI	51	06/04→12/10		→ 08/09; Trommelbremse; 			24.3727-0749.2	580749 L= 832 + Zub
1.4	66	06/04→12/10		→ 08/09; Trommelbremse; 			24.3727-0750.2	580750 L= 1.095 + Zub
1.8	92	06/04→12/10		→ 08/09; Scheibenbremse; 			24.3727-0766.2	580766 L= 1.143
				→ 08/09; Scheibenbremse; 			24.3727-0768.2	580768 L= 1.426
				→ 08/09; Trommelbremse; 		2	24.3727-0786.2	580786 L= 217


































	kw					! #		
OPEL - VECTRA B (J96) 09/95→07/04								
 Radbremszylinder								
1.6 i 2.0 DI 16V	55 60	10/95→04/02 11/96→04/02	➔	→ W7152258	2	24.3219-1715.3	020122	ALU
						24.3219-1767.3	020552	GG
				→ W5276825	2	24.3219-1715.3	020122	ALU
						24.3219-1767.3	020552	GG
				→ W1238518	2	24.3219-1715.3	020122	ALU
						24.3219-1767.3	020552	GG
				W1238519→ W1999999	2	24.3219-1715.3	020122	ALU
				W7154259→ W7999999	2	24.3219-1715.3	020122	ALU
				W5276826→ W5999999	2	24.3219-1715.3	020122	ALU
X7000001→	2	24.3220-1719.3	020448	ALU				
X5000001→	2	24.3220-1719.3	020448	ALU				
X1000001→	2	24.3220-1719.3	020448	ALU				
Zubehörsatz, Bremsbacken								
1.6 i 2.0 DI 16V	55 60	10/95→04/02 11/96→04/02	➔			03.0137-9215.2	669215	
 Bremstrommel								
1.6 i 2.0 DI 16V	55 60	10/95→04/02 11/96→04/02	➔	→ W7999999		24.0223-0013.2	480061	Ø 265 x 50 / 231
				X1000001→		24.0223-0018.2	480136	Ø 265 x 49,3 / 231
 Bremsbackensatz								
1.6 i 2.0 DI 16V	55 60	10/95→04/02 11/96→04/02	➔			03.0137-0322.2	650322	Ø 230 x 42
				W1238519→ W1999999		03.0520-5719.3	695719	TRW Ø 230 x 42 + RZ / + Zub TopKit
						03.0525-0016.3	EQ0016	TRW Ø 230 x 42 - RZ / + Zub Easy Quick
				W5276826→ W5999999		03.0520-5719.3	695719	TRW Ø 230 x 42 + RZ / + Zub TopKit
						03.0525-0016.3	EQ0016	TRW Ø 230 x 42 - RZ / + Zub Easy Quick
				W7154259→ W7999999		03.0520-5719.3	695719	TRW Ø 230 x 42 + RZ / + Zub TopKit
		03.0525-0016.3	EQ0016	TRW Ø 230 x 42 - RZ / + Zub Easy Quick				
		X1000001→		03.0520-7320.3	697320	TRW Ø 230 x 42 + RZ / + Zub TopKit		
				03.0525-0016.3	EQ0016	TRW Ø 230 x 42 - RZ / + Zub Easy Quick		
 Bremsbackensatz, Feststellbremse								
1.6 i 16V 1.8 i 16V	74 85 - 92	10/95→04/02 10/95→04/02	➔			03.0137-0172.2	650172	Ø 160 x 25
2.0 DTI 16V 2.0 i 2.0 i 16V 2.2 DTI 16V	74 82 100	06/97→04/02 10/95→04/02 09/95→06/00						
2.2 i 16V	88 - 92	09/00→04/02						
2.5 i V6 2.6 i V6	102 - 108 125	07/00→07/02 10/95→09/00						
2.6 i V6	125	09/00→04/02						
1.7 TD	60	10/95→12/98	➔	→ 11/96		03.0137-0172.2	650172	Ø 160 x 25
Zubehörsatz, Feststellbremsbacken								
1.6 i 16V 1.8 i 16V	74 85 - 92	10/95→04/02 10/95→04/02	➔			03.0137-9243.2	669243	
2.0 DTI 16V 2.0 i 2.0 i 16V 2.2 DTI 16V	74 82 100	06/97→04/02 10/95→04/02 09/95→06/00						
2.2 i 16V	88 - 92	09/00→04/02						
2.5 i V6 2.6 i V6	102 - 108 125	07/00→07/02 10/95→09/00						
2.6 i V6	125	09/00→04/02						
1.7 TD →	60	10/95→12/98	➔	→ 11/96		03.0137-9243.2	669243	




























	kw					! #		
OPEL - VECTRA B (J96) 09/95→07/04								
 Seilzug, Feststellbremse								
1.6 i	55	10/95→04/02		Trommelbremse; 		1	24.3727-0748.2 580748	L= 279 + Zub
				Trommelbremse; 		1	24.3727-0751.2 580751	L= 1.455 L2= 1.455 + Zub
1.6 i 16V	74	10/95→04/02		Scheibenbremse; 		1	24.3727-0748.2 580748	L= 279 + Zub
1.8 i 16V	85 - 92	10/95→04/02		Scheibenbremse; 		1	24.3727-0751.2 580751	L= 1.455 L2= 1.455 + Zub
2.0 DTI 16V	74	06/97→04/02		Scheibenbremse; 		2	24.3727-0754.2 580754	L= 128 + Zub
2.0 i	82	10/95→04/02						
2.0 i 16V	100	09/95→06/00						
2.2 DTI 16V	88 - 92	09/00→04/02						
2.2 i 16V	102 - 108	07/00→07/02						
2.5 i V6	125	10/95→09/00						
2.6 i V6	125	09/00→04/02						
1.7 TD	60	10/95→12/98		→ 11/96; Scheibenbremse; 		1	24.3727-0748.2 580748	L= 279 + Zub
				→ 11/96; Scheibenbremse; 		1	24.3727-0751.2 580751	L= 1.455 L2= 1.455 + Zub
				→ 11/96; Scheibenbremse; 		2	24.3727-0754.2 580754	L= 128 + Zub
2.0 DI 16V	60	11/96→04/02		Trommelbremse; 		1	24.3727-0748.2 580748	L= 279 + Zub
				Trommelbremse; 		1	24.3727-0751.2 580751	L= 1.455 L2= 1.455 + Zub
				Trommelbremse; 		2	24.3727-0760.2 580760	L= 220
OPEL - VECTRA B Caravan (J96) 11/96→07/03								
 Radbremszylinder								
1.6 i	55	11/96→06/00		→ W7152258		2	24.3219-1715.3 020122	ALU
							24.3219-1767.3 020552	GG
				→ W5276825		2	24.3219-1715.3 020122	ALU
							24.3219-1767.3 020552	GG
				→ W1238518		2	24.3219-1715.3 020122	ALU
							24.3219-1767.3 020552	GG
				W1238519→ W1999999		2	24.3219-1715.3 020122	ALU
				W7154259→ W7999999		2	24.3219-1715.3 020122	ALU
				W5276826→ W5999999		2	24.3219-1715.3 020122	ALU
				X7000001→		2	24.3220-1719.3 020448	ALU
				X5000001→		2	24.3220-1719.3 020448	ALU
				X1000001→		2	24.3220-1719.3 020448	ALU
Zubehörsatz, Bremsbacken								
1.6 i	55	11/96→06/00					03.0137-9215.2 669215	
 Bremstrommel								
1.6 i	55	11/96→06/00		→ W7999999			24.0223-0013.2 480061	Ø 265 x 50 / 231
				X1000001→			24.0223-0018.2 480136	Ø 265 x 49,3 / 231
 Bremsbackensatz								
1.6 i	55	11/96→06/00					03.0137-0322.2 650322	Ø 230 x 42
				W1238519→ W1999999			03.0520-5719.3 695719	TRW Ø 230 x 42 + RZ / + Zub TopKit
							03.0525-0016.3 EQ0016	TRW Ø 230 x 42 - RZ / + Zub Easy Quick
				W5276826→ W5999999			03.0520-5719.3 695719	TRW Ø 230 x 42 + RZ / + Zub TopKit
							03.0525-0016.3 EQ0016	TRW Ø 230 x 42 - RZ / + Zub Easy Quick
				W7154259→ W7999999			03.0520-5719.3 695719	TRW Ø 230 x 42 + RZ / + Zub TopKit
							03.0525-0016.3 EQ0016	TRW Ø 230 x 42 - RZ / + Zub Easy Quick
				X1000001→			03.0520-7320.3 697320	TRW Ø 230 x 42 + RZ / + Zub TopKit
							03.0525-0016.3 EQ0016	TRW Ø 230 x 42 - RZ / + Zub Easy Quick
 Bremsbackensatz, Feststellbremse								
1.6 i 16V	74	11/96→07/02		→ 04/02			03.0137-0172.2 650172	Ø 160 x 25
1.8 i 16V	92	09/00→07/03						
2.0 DTI 16V	74	06/97→07/03						
2.2 DTI 16V	92	09/00→07/03						
→								













































	kw					! #		
OPEL - VECTRA B Caravan (J96) 11/96→07/03								
 Bremsbackensatz, Feststellbremse								
2.2 i 16V	102 - 108	07/00→07/03	➡	→ 04/02			03.0137-0172.2 650172	Ø 160 x 25
2.6 i V6	125	09/00→07/03						
1.7 TD	60	11/96→12/97	➡	→ 11/96			03.0137-0172.2 650172	Ø 160 x 25
1.8 i 16V	85	11/96→09/00	➡				03.0137-0172.2 650172	Ø 160 x 25
2.0 DI 16V	60	11/96→06/00						
2.0 i	82	11/96→02/02						
2.0 i 16V	85 - 100	11/96→07/03						
2.2 DTI 16V	88	09/00→04/02						
2.5 i V6	125	11/96→09/00						
Zubehörsatz, Feststellbremsbacken								
1.6 i 16V	74	11/96→07/02	➡	→ 04/02			03.0137-9243.2 669243	
1.8 i 16V	92	09/00→07/03						
2.0 DTI 16V	74	06/97→07/03						
2.2 DTI 16V	92	09/00→07/03						
2.2 i 16V	102 - 108	07/00→07/03						
2.6 i V6	125	09/00→07/03						
1.7 TD	60	11/96→12/97	➡	→ 11/96			03.0137-9243.2 669243	
1.8 i 16V	85	11/96→09/00	➡				03.0137-9243.2 669243	
2.0 DI 16V	60	11/96→06/00						
2.0 i	82	11/96→02/02						
2.0 i 16V	85 - 100	11/96→07/03						
2.2 DTI 16V	88	09/00→04/02						
2.5 i V6	125	11/96→09/00						
 Seilzug, Feststellbremse								
1.6 i	55	11/96→06/00			Trommelbremse; 	1	24.3727-0748.2 580748	L= 279 + Zub
					Trommelbremse; 	1	24.3727-0751.2 580751	L= 1.455 L2= 1.455 + Zub
1.6 i 16V	74	11/96→07/02		→ 04/02; Scheibenbremse; 		1	24.3727-0748.2 580748	L= 279 + Zub
1.8 i 16V	92	09/00→07/03						
2.0 DTI 16V	74	06/97→07/03		→ 04/02; Scheibenbremse; 		1	24.3727-0751.2 580751	L= 1.455 L2= 1.455 + Zub
2.2 DTI 16V	92	09/00→07/03		→ 04/02; Scheibenbremse; 		2	24.3727-0754.2 580754	L= 128 + Zub
2.2 i 16V	102 - 108	07/00→07/03						
2.6 i V6	125	09/00→07/03						
1.7 TD	60	11/96→12/97		→ 11/96; Scheibenbremse; 		1	24.3727-0748.2 580748	L= 279 + Zub
				→ 11/96; Scheibenbremse; 		1	24.3727-0751.2 580751	L= 1.455 L2= 1.455 + Zub
				→ 11/96; Scheibenbremse; 		2	24.3727-0754.2 580754	L= 128 + Zub
1.8 i 16V	85	11/96→09/00		Scheibenbremse; 		1	24.3727-0748.2 580748	L= 279 + Zub
2.0 DI 16V	60	11/96→06/00						
2.0 i	82	11/96→02/02		Scheibenbremse; 		1	24.3727-0751.2 580751	L= 1.455 L2= 1.455 + Zub
2.0 i 16V	85 - 100	11/96→07/03		Scheibenbremse; 		2	24.3727-0754.2 580754	L= 128 + Zub
2.2 DTI 16V	88	09/00→04/02						
2.5 i V6	125	11/96→09/00						
OPEL - VECTRA B CC (J96) 09/95→07/03								
 Radbremszylinder								
1.6 i	55	10/95→07/03	➡	→ W1238518		2	24.3219-1715.3 020122	ALU
			➡	→ W7152258		2	24.3219-1715.3 020552	GG
			➡	→ W5276825		2	24.3219-1715.3 020122	ALU
			➡	→ W5276825		2	24.3219-1715.3 020552	GG
			➡	W5276826→ W5999999		2	24.3219-1715.3 020122	ALU
			➡	W7154259→ W7999999		2	24.3219-1715.3 020122	ALU
			➡	W1238519→ W1999999		2	24.3219-1715.3 020122	ALU
			➡	X7000001→; → 04/02		2	24.3220-1719.3 020448	ALU
			➡	X5000001→; → 04/02		2	24.3220-1719.3 020448	ALU
			➡	X1000001→; → 04/02		2	24.3220-1719.3 020448	ALU
2.0 DI 16V	60	11/96→06/00	➡	→ W1238518		2	24.3219-1715.3 020122	ALU
			➡	→ W7152258		2	24.3219-1715.3 020122	ALU
			➡	→ W7152258		2	24.3219-1715.3 020552	GG
			➡	→ W5276825		2	24.3219-1715.3 020122	ALU
			➡	→ W5276825		2	24.3219-1715.3 020552	GG


























	kw					! #		
OPEL - VECTRA B CC (J96) 09/95→07/03								
 Radbremszylinder								
2.0 DI 16V	60	11/96→06/00	➔	W5276826→ W5999999	2	24.3219-1715.3	020122	ALU
			➔	W7154259→ W7999999	2	24.3219-1715.3	020122	ALU
			➔	W1238519→ W1999999	2	24.3219-1715.3	020122	ALU
			➔	X7000001→	2	24.3220-1719.3	020448	ALU
			➔	X5000001→	2	24.3220-1719.3	020448	ALU
			➔	X1000001→	2	24.3220-1719.3	020448	ALU
Zubehörsatz, Bremsbacken								
1.6 i	55	10/95→07/03	➔	→ 04/02		03.0137-9215.2	669215	
2.0 DI 16V	60	11/96→06/00	➔			03.0137-9215.2	669215	
 Bremstrommel								
1.6 i	55	10/95→07/03	➔	→ W7999999		24.0223-0013.2	480061	Ø 265 x 50 / 231
			➔	X1000001→; → 04/02		24.0223-0018.2	480136	Ø 265 x 49,3 / 231
2.0 DI 16V	60	11/96→06/00	➔	→ W7999999		24.0223-0013.2	480061	Ø 265 x 50 / 231
			➔	X1000001→		24.0223-0018.2	480136	Ø 265 x 49,3 / 231
 Bremsbackensatz								
1.6 i	55	10/95→07/03	➔	→ 04/02		03.0137-0322.2	650322	Ø 230 x 42
			➔	W7154259→ W7999999		03.0520-5719.3	695719	TRW Ø 230 x 42 + RZ / + Zub TopKit
						03.0525-0016.3	EQ0016	TRW Ø 230 x 42 - RZ / + Zub Easy Quick
			➔	W1238519→ W1999999		03.0520-5719.3	695719	TRW Ø 230 x 42 + RZ / + Zub TopKit
						03.0525-0016.3	EQ0016	TRW Ø 230 x 42 - RZ / + Zub Easy Quick
			➔	W5276826→ W5999999		03.0520-5719.3	695719	TRW Ø 230 x 42 + RZ / + Zub TopKit
			03.0525-0016.3	EQ0016	TRW Ø 230 x 42 - RZ / + Zub Easy Quick			
➔	X1000001→; → 04/02		03.0520-7320.3	697320	TRW Ø 230 x 42 + RZ / + Zub TopKit			
			03.0525-0016.3	EQ0016	TRW Ø 230 x 42 - RZ / + Zub Easy Quick			
2.0 DI 16V	60	11/96→06/00	➔			03.0137-0322.2	650322	Ø 230 x 42
			➔	W1238519→ W1999999		03.0520-5719.3	695719	TRW Ø 230 x 42 + RZ / + Zub TopKit
						03.0525-0016.3	EQ0016	TRW Ø 230 x 42 - RZ / + Zub Easy Quick
			➔	W7154259→ W7999999		03.0520-5719.3	695719	TRW Ø 230 x 42 + RZ / + Zub TopKit
						03.0525-0016.3	EQ0016	TRW Ø 230 x 42 - RZ / + Zub Easy Quick
			➔	W5276826→ W5999999		03.0520-5719.3	695719	TRW Ø 230 x 42 + RZ / + Zub TopKit
			03.0525-0016.3	EQ0016	TRW Ø 230 x 42 - RZ / + Zub Easy Quick			
➔	X1000001→		03.0520-7320.3	697320	TRW Ø 230 x 42 + RZ / + Zub TopKit			
			03.0525-0016.3	EQ0016	TRW Ø 230 x 42 - RZ / + Zub Easy Quick			
 Bremsbackensatz, Feststellbremse								
1.6 i 16V	74	10/95→07/02	➔	→ 04/02		03.0137-0172.2	650172	Ø 160 x 25
1.8 i 16V	92	09/00→07/03						
2.0 DTI 16V	74	06/97→07/03						
2.2 DTI 16V	92	09/00→07/03						
2.2 i 16V	102 - 108	07/00→07/03						
2.6 i V6	125	09/00→07/03						
1.7 TD	60	10/95→12/98	➔	→ 11/96		03.0137-0172.2	650172	Ø 160 x 25
1.8 FlexFuel	85	01/99→09/00	➔			03.0137-0172.2	650172	Ø 160 x 25
1.8 i 16V	85	10/95→09/00						
2.0 i	82	10/95→02/02						
2.0 i 16V	85 - 100	09/95→07/03						
➔								








	kw				! #		
OPEL - VECTRA B CC (J96) 09/95→07/03							
 Bremsbackensatz, Feststellbremse							
2.2 DTI 16V 2.5 2.5 i V6	88 144 125	09/00→04/02 10/99→06/00 10/95→09/00	➔			03.0137-0172.2 650172	Ø 160 x 25
Zubehörsatz, Feststellbremsbacken							
1.6 i 16V 1.8 i 16V 2.0 DTI 16V 2.2 DTI 16V 2.2 i 16V 2.6 i V6	74 92 74 92 102 - 108 125	10/95→07/02 09/00→07/03 06/97→07/03 09/00→07/03 07/00→07/03 09/00→07/03	➔	→ 04/02		03.0137-9243.2 669243	
1.7 TD	60	10/95→12/98	➔	→ 11/96		03.0137-9243.2 669243	
1.8 FlexFuel 1.8 i 16V 2.0 i 2.0 i 16V 2.2 DTI 16V 2.5 2.5 i V6	85 85 82 85 - 100 88 144 125	01/99→09/00 10/95→09/00 10/95→02/02 09/95→07/03 09/00→04/02 10/99→06/00 10/95→09/00	➔			03.0137-9243.2 669243	
 Seilzug, Feststellbremse							
1.6 i	55	10/95→07/03		→ 04/02; Trommelbremse; ⬆️	1	24.3727-0748.2 580748	L= 279 + Zub
				→ 04/02; Trommelbremse; ◻	1	24.3727-0751.2 580751	L= 1.455 L2= 1.455 + Zub
1.6 i 16V 1.8 i 16V 2.0 DTI 16V 2.2 DTI 16V 2.2 i 16V 2.6 i V6	74 92 74 92 102 - 108 125	10/95→07/02 09/00→07/03 06/97→07/03 09/00→07/03 07/00→07/03 09/00→07/03		→ 04/02; Scheibenbremse; ⬆️	1	24.3727-0748.2 580748	L= 279 + Zub
				→ 04/02; Scheibenbremse; ◻	1	24.3727-0751.2 580751	L= 1.455 L2= 1.455 + Zub
				→ 04/02; Scheibenbremse; ⬇️	2	24.3727-0754.2 580754	L= 128 + Zub
1.7 TD	60	10/95→12/98		→ 11/96; Scheibenbremse; ⬆️	1	24.3727-0748.2 580748	L= 279 + Zub
				→ 11/96; Scheibenbremse; ◻	1	24.3727-0751.2 580751	L= 1.455 L2= 1.455 + Zub
				→ 11/96; Scheibenbremse; ⬇️	2	24.3727-0754.2 580754	L= 128 + Zub
1.8 FlexFuel 1.8 i 16V 2.0 i 2.0 i 16V 2.2 DTI 16V 2.5 2.5 i V6	85 85 82 85 - 100 88 144 125	01/99→09/00 10/95→09/00 10/95→02/02 09/95→07/03 09/00→04/02 10/99→06/00 10/95→09/00		Scheibenbremse; ⬆️	1	24.3727-0748.2 580748	L= 279 + Zub
				Scheibenbremse; ◻	1	24.3727-0751.2 580751	L= 1.455 L2= 1.455 + Zub
				Scheibenbremse; ⬇️	2	24.3727-0754.2 580754	L= 128 + Zub
2.0 DI 16V	60	11/96→06/00		Trommelbremse; ⬆️	1	24.3727-0748.2 580748	L= 279 + Zub
				Trommelbremse; ◻	1	24.3727-0751.2 580751	L= 1.455 L2= 1.455 + Zub
				Trommelbremse; ⬇️	2	24.3727-0760.2 580760	L= 220
OPEL - VECTRA C (Z02) 04/02→01/09							
 Seilzug, Feststellbremse							
1.6 1.6 16V 1.8 1.8 16V 2.0 16V Turbo 2.2 DGi 2.8 V6 Turbo 3.2 V6	77 74 81 - 103 90 129 114 169 - 188 155	08/05→08/08 07/04→10/05 04/02→08/08 04/02→09/08 03/03→08/08 10/03→08/08 08/05→08/08 08/02→07/06		für Fahrzeuge ohne Schlechtwegeausführung; Scheibenbremse; ⬇️	1	24.3727-0758.2 580758	L= 1.630 L2= 1.573
2.2 16V	108	04/02→12/08		→ 10/08; für Fahrzeuge ohne Schlechtwegeausführung; Scheibenbremse; ⬇️	1	24.3727-0758.2 580758	L= 1.630 L2= 1.573
OPEL - VECTRA C Caravan (Z02) 10/03→01/09							
 Seilzug, Feststellbremse							
1.9 CDTI	88	04/04→01/09		für Fahrzeuge ohne Schlechtwegeausführung; → 10/08; Scheibenbremse; ⬇️	1	24.3727-0788.2 580788	L= 1.800 L2= 1.800
1.9 CDTI 2.0 DTI 2.2 DTI 3.0 V6 CDTI	110 74 92 130	04/04→08/08 10/03→08/05 10/03→12/05 10/03→07/05		für Fahrzeuge ohne Schlechtwegeausführung; Scheibenbremse; ⬇️	1	24.3727-0788.2 580788	L= 1.800 L2= 1.800








	kw					! #			
OPEL - VECTRA C CC (Z02) 08/02→01/09									
 Seilzug, Feststellbremse									
1.6	74	08/05→08/08			für Fahrzeuge ohne Schlechtwegeausführung; Scheibenbremse; 	1	24.3727-0758.2	580758	L= 1.630 L2= 1.573
1.8	103	08/05→08/08							
1.8 16V	81	08/02→09/08							
	90								
2.0 16V Turbo	129	03/03→08/08							
2.2 16V	108	08/02→08/08							
2.2 DGi	114	10/03→08/08							
2.8 V6 Turbo	169	08/05→09/08							
	188								
3.2 V6	155	08/02→07/06							
OPEL - VIVARO A Bus (X83) 08/01→07/14									
 Seilzug, Feststellbremse									
1.9 DI	60	08/01→07/06			für Linkslenker;	1	24.3727-0796.2	580796	Satz L= 1.245 L2= 498
2.0 16V	88	08/01→07/06			→ AV606709 / AY606709;				
2.5 CDTI	84	08/06→03/10			Kasten/Kombi; für verkürzten Radstand;				
2.5 DTI	99	04/03→03/10							
					für Linkslenker;	1	24.3727-0797.2	580797	Satz L= 1.643 L2= 498
					→ AV606709 / AY606709;				
					Kasten/Kombi;				
					für verlängerten Radstand; 				
							24.3727-1068.2	581068	L= 1.503
							24.3727-1071.2	581071	L= 1.603
1.9 DTI	74	08/01→07/14			für Linkslenker;	1	24.3727-0796.2	580796	Satz L= 1.245 L2= 498
2.0 CDTI	66	08/06→07/14			→ AV606709 / AY606709;				
	84				Kasten/Kombi; für verkürzten Radstand;				
2.0 ECOTEC	86	08/06→07/14							
2.5 CDTI	107	08/06→07/14			für Linkslenker;	1	24.3727-0797.2	580797	Satz L= 1.643 L2= 498
					→ AV606709 / AY606709;				
					Kasten/Kombi;				
					für verlängerten Radstand; 				
					→ 06/14; 		24.3727-1068.2	581068	L= 1.503
					→ 06/14; 		24.3727-1071.2	581071	L= 1.603
OPEL - VIVARO A Kasten (X83) 08/01→07/14									
 Seilzug, Feststellbremse									
1.9 DI	60	08/01→07/06			für Linkslenker;	1	24.3727-0796.2	580796	Satz L= 1.245 L2= 498
2.0 16V	88	08/01→07/06			→ AV606709 / AY606709;				
2.5 CDTI	84	08/06→03/10			Kasten/Kombi; für verkürzten Radstand;				
2.5 DTI	99	04/03→03/10							
					für Linkslenker;	1	24.3727-0797.2	580797	Satz L= 1.643 L2= 498
					→ AV606709 / AY606709;				
					Kasten/Kombi;				
					für verlängerten Radstand; 				
							24.3727-1068.2	581068	L= 1.503
							24.3727-1071.2	581071	L= 1.603
1.9 DTI	74	08/01→07/14			für Linkslenker;	1	24.3727-0796.2	580796	Satz L= 1.245 L2= 498
2.0 CDTI	66	08/06→07/14			→ AV606709 / AY606709;				
	84				Kasten/Kombi; für verkürzten Radstand;				
2.0 ECOTEC	86	08/06→07/14							
2.5 CDTI	107	08/06→07/14			für Linkslenker;	1	24.3727-0797.2	580797	Satz L= 1.643 L2= 498
					→ AV606709 / AY606709;				
					Kasten/Kombi;				
					für verlängerten Radstand; 				
					→ 06/14; 		24.3727-1068.2	581068	L= 1.503
					→ 06/14; 		24.3727-1071.2	581071	L= 1.603
OPEL - VIVARO A Pritsche/Fahrgestell (X83) 02/01→07/14									
 Seilzug, Feststellbremse									
1.9 Di	60	08/01→07/14			08/06→; → AV606709 / AY606709;	1	24.3727-0796.2	580796	Satz L= 1.245 L2= 498
2.0 CDTI	66	01/06→07/14			für Linkslenker; Kasten/Kombi;				
					für verkürzten Radstand; 				
					08/06→; → AV606709 / AY606709;	1	24.3727-0797.2	580797	Satz L= 1.643 L2= 498
					für Linkslenker; Kasten/Kombi;				
					für verlängerten Radstand; 				
					08/06→ 06/14; 		24.3727-1068.2	581068	L= 1.503
					08/06→ 06/14; 		24.3727-1071.2	581071	L= 1.603
1.9 DTI	74	02/01→12/10			→ AV606709 / AY606709;	1	24.3727-0796.2	580796	Satz L= 1.245 L2= 498
2.0 16V	88	01/02→07/06			für Linkslenker; Kasten/Kombi;				
2.5 CDTI	84	08/06→03/10			für verkürzten Radstand; 				
→									











	kw					! #		
OPEL - VIVARO A Pritsche/Fahrgestell (X83) 02/01→07/14								
 Seilzug, Feststellbremse								
1.9 DTI 2.0 16V 2.5 CDTI	74 88 84	02/01→12/10 01/02→07/06 08/06→03/10		→ AV606709 / AY606709; für Linkslenker; Kasten/Kombi; für verlängerten Radstand; 	1	24.3727-0797.2 580797	Satz L= 1.643 L2= 498	
						24.3727-1068.2 581068	L= 1.503	
						24.3727-1071.2 581071	L= 1.603	
2.0 CDTI 2.0 ECOTEC 2.5 CDTI	84 86 107	08/06→07/14 08/06→07/14 08/06→07/14		→ AV606709 / AY606709; für Linkslenker; Kasten/Kombi; für verkürzten Radstand; 	1	24.3727-0796.2 580796	Satz L= 1.245 L2= 498	
				→ AV606709 / AY606709; für Linkslenker; Kasten/Kombi; für verlängerten Radstand; 	1	24.3727-0797.2 580797	Satz L= 1.643 L2= 498	
				→ 06/14; 		24.3727-1068.2 581068	L= 1.503	
				→ 06/14; 		24.3727-1071.2 581071	L= 1.603	
2.5 DTi	99	04/03→03/10		08/06→; → AV606709 / AY606709; für Linkslenker; Kasten/Kombi; für verkürzten Radstand; 	1	24.3727-0796.2 580796	Satz L= 1.245 L2= 498	
				08/06→; → AV606709 / AY606709; für Linkslenker; Kasten/Kombi; für verlängerten Radstand; 	1	24.3727-0797.2 580797	Satz L= 1.643 L2= 498	
				08/06→; 		24.3727-1068.2 581068	L= 1.503	
				08/06→; 		24.3727-1071.2 581071	L= 1.603	
OPEL - ZAFIRA / ZAFIRA FAMILY B (A05) 07/05→05/19								
 Seilzug, Feststellbremse								
1.6 1.6 CNG 1.6 CNG Turbo 1.6 FlexFuel 1.7 CDTI 1.8 1.8 LPG 1.9 CDTI 2.0 2.2	77 - 85 69 110 85 81 - 92 88 - 103 103 74 - 110 147 - 177 110	07/05→04/15 07/05→04/15 04/10→04/15 08/08→12/12 03/07→04/15 07/05→04/15 07/09→04/15 07/05→04/15 07/05→12/10 07/05→12/10		Scheibenbremse; 	1	24.3727-0790.2 580790	L= 1.749 L2= 1.774 + Zub	
OPEL - ZAFIRA A Großraumlimousine (T98) 04/99→06/05								
 Radbremszylinder								
1.6 1.6 16V 1.6 CNG 1.6 LPG	76 74 71 74 - 76	10/03→06/05 04/99→06/05 09/01→06/05 04/99→06/05	➔		2	24.3220-1719.3 020448	ALU	
Zubehörsatz, Bremsbacken								
1.6 1.6 16V 1.6 CNG 1.6 LPG	76 74 71 74 - 76	10/03→06/05 04/99→06/05 09/01→06/05 04/99→06/05	➔	22000001→		03.0137-9215.2 669215		
			➔	→ 12999999		03.0137-9215.2 669215		
 Bremstrommel								
1.6 1.6 16V 1.6 CNG 1.6 LPG	76 74 71 74 - 76	10/03→06/05 04/99→06/05 09/01→06/05 04/99→06/05	➔			24.0223-0018.2 480136	Ø 265 x 49,3 / 231	
 Bremsbackensatz								
1.6 1.6 16V 1.6 CNG 1.6 LPG	76 74 71 74 - 76	10/03→06/05 04/99→06/05 09/01→06/05 04/99→06/05	➔	→ 12999999		03.0137-0322.2 650322	Ø 230 x 42	
			➔			03.0520-7320.3 697320	TRW Ø 230 x 42 + RZ / + Zub TopKit	
			➔			03.0525-0016.3 EQ0016	TRW Ø 230 x 42 - RZ / + Zub Easy Quick	
			➔	22000001→		03.0137-0424.2 650424	Ø 230 x 42 + HEB	
 Seilzug, Feststellbremse								
1.6 1.6 16V 1.6 CNG	76 74 71	10/03→06/05 04/99→06/05 09/01→06/05		Trommelbremse; 	2	24.3727-0746.2 580746	L= 182 + Zub	
➔				42000001→; Scheibenbremse; 	1	24.3727-0748.2 580748	L= 279 + Zub	















	kw					! #					
OPEL - ZAFIRA A Großraumlimousine (T98) 04/99→06/05											
 Seilzug, Feststellbremse											
1.6 LPG	74 - 76	04/99→06/05		Trommelbremse; 	1	24.3727-0748.2	580748	L= 279 + Zub			
				→ 22006460; Scheibenbremse; 	1	24.3727-0748.2	580748	L= 279 + Zub			
				→ 1H999999; Scheibenbremse; 	1	24.3727-0748.2	580748	L= 279 + Zub			
				2H000001→ 32999999; Scheibenbremse; 	1	24.3727-0748.2	580748	L= 279 + Zub			
				22006461→ 32999999; Scheibenbremse; 	1	24.3727-0748.2	580748	L= 279 + Zub			
				2H000001→ 32999999; Scheibenbremse; 	1	24.3727-0756.2	580756	L= 1.680 L2= 1.680 + Zub			
				22006461→ 32999999; Scheibenbremse; 	1	24.3727-0756.2	580756	L= 1.680 L2= 1.680 + Zub			
				→ 22006460; Scheibenbremse; 	1	24.3727-0757.2	580757	L= 1.680 L2= 1.680 + Zub			
				→ 1H999999; Scheibenbremse; 	1	24.3727-0757.2	580757	L= 1.680 L2= 1.680 + Zub			
1.8 16V 2.0 DTI 16V 2.0 OPC 2.2 16V 2.2 DTI 16V	85 - 92 74 141 - 147 108 86 - 92	04/99→06/05 09/00→06/05 09/01→06/05 09/00→06/05 01/02→06/05		→ 1H999999; Scheibenbremse; 	1	24.3727-0748.2	580748	L= 279 + Zub			
				42000001→; Scheibenbremse; 	1	24.3727-0748.2	580748	L= 279 + Zub			
				→ 22006460; Scheibenbremse; 	1	24.3727-0748.2	580748	L= 279 + Zub			
				2H000001→ 32999999; Scheibenbremse; 	1	24.3727-0748.2	580748	L= 279 + Zub			
				22006461→ 32999999; Scheibenbremse; 	1	24.3727-0748.2	580748	L= 279 + Zub			
				22006461→ 32999999; Scheibenbremse; 	1	24.3727-0756.2	580756	L= 1.680 L2= 1.680 + Zub			
				2H000001→ 32999999; Scheibenbremse; 	1	24.3727-0756.2	580756	L= 1.680 L2= 1.680 + Zub			
				→ 22006460; Scheibenbremse; 	1	24.3727-0757.2	580757	L= 1.680 L2= 1.680 + Zub			
				→ 1H999999; Scheibenbremse; 	1	24.3727-0757.2	580757	L= 1.680 L2= 1.680 + Zub			
				42000001→; für Fahrzeuge ohne Schlechtwegeausführung; Scheibenbremse; 	1	24.3727-0784.2	580784	L= 1.677 L2= 1.677 + Zub			
			2.0 DI 16V	60	07/99→06/05		42000001→; Scheibenbremse; 	1	24.3727-0748.2	580748	L= 279 + Zub
							10/99→; → 1H999999; Scheibenbremse; 	1	24.3727-0748.2	580748	L= 279 + Zub
							10/99→; → 22006460; Scheibenbremse; 	1	24.3727-0748.2	580748	L= 279 + Zub
	2H000001→ 32999999; Scheibenbremse; 	1				24.3727-0748.2	580748	L= 279 + Zub			
	22006461→ 32999999; Scheibenbremse; 	1				24.3727-0748.2	580748	L= 279 + Zub			
	2H000001→ 32999999; Scheibenbremse; 	1				24.3727-0756.2	580756	L= 1.680 L2= 1.680 + Zub			
	22006461→ 32999999; Scheibenbremse; 	1				24.3727-0756.2	580756	L= 1.680 L2= 1.680 + Zub			
	10/99→; → 1H999999; Scheibenbremse; 	1				24.3727-0757.2	580757	L= 1.680 L2= 1.680 + Zub			
	10/99→; → 22006460; Scheibenbremse; 	1				24.3727-0757.2	580757	L= 1.680 L2= 1.680 + Zub			
	42000001→; für Fahrzeuge ohne Schlechtwegeausführung; Scheibenbremse; 	1	24.3727-0784.2	580784	L= 1.677 L2= 1.677 + Zub						
OPEL - ZAFIRA B Kasten/Großraumlimousine (A05) 07/05→04/15											
 Seilzug, Feststellbremse											
1.6 CNG Turbo VAN 1.6 CNG VAN 1.7 CDTI VAN 1.8 VAN 1.9 CDTI VAN 2.0 VAN 2.2 DGi VAN	110 69 81 - 92 103 88 - 110 147 110	02/09→04/15 07/05→04/15 01/08→04/15 07/05→04/15 07/05→04/15 07/05→12/10 07/05→12/11		Scheibenbremse; 	1	24.3727-0790.2	580790	L= 1.749 L2= 1.774 + Zub			
PEUGEOT - 106 II (1A_, 1C_) 04/96→05/05											
 Radbremszylinder											
1.0 i 1.1 BiFuel →	33 - 37 44	04/96→03/01 04/96→03/01		- ABS; Felge Lochzahl: 3; 		24.3219-1603.3	020200	GG			
				- ABS; Felge Lochzahl: 3; 		24.3219-1604.3	020201	GG			













	kw					! #		
PEUGEOT - 106 II (1A_, 1C_) 04/96→05/05								
 Radbremszylinder								
1.0 i	33	04/96→03/01	➡	- ABS; Felge Lochzahl: 4; 		24.3219-1609.3	020319	GG
1.1 BiFuel	37	04/96→03/01	➡	- ABS; Felge Lochzahl: 4; 		24.3219-1610.3	020320	GG
	44	04/96→03/01	➡	→Orga 08056; + ABS	2	24.3220-1711.3	020409	TRW GG
			➡	Orga 08057→; + ABS	2	24.3220-1717.3	020430	TRW ALU
1.1 i	40	01/97→03/01	➡	Felge Lochzahl: 3; 		24.3219-1603.3	020200	GG
			➡	Felge Lochzahl: 3; 		24.3219-1604.3	020201	GG
			➡	Felge Lochzahl: 4; 		24.3219-1609.3	020319	GG
			➡	Felge Lochzahl: 4; 		24.3219-1610.3	020320	GG
			➡	→Orga 08056	2	24.3220-1711.3	020409	TRW GG
			➡	Orga 08057→; + ABS	2	24.3220-1717.3	020430	TRW ALU
1.1 i	44	05/96→07/04	➡	→ 03/04; - ABS; Felge Lochzahl: 3; 		24.3219-1603.3	020200	GG
			➡	→ 03/04; - ABS; Felge Lochzahl: 3; 		24.3219-1604.3	020201	GG
			➡	→ 03/04; - ABS; Felge Lochzahl: 4; 		24.3219-1609.3	020319	GG
			➡	→ 03/04; - ABS; Felge Lochzahl: 4; 		24.3219-1610.3	020320	GG
			➡	→Orga 08056; + ABS	2	24.3220-1711.3	020409	TRW GG
			➡	Orga 08057→; → 03/04; + ABS	2	24.3220-1717.3	020430	TRW ALU
1.4 i	55	05/96→07/04	➡	→ 03/04; - ABS; 		24.3219-1609.3	020319	GG
			➡	→ 03/04; - ABS; 		24.3219-1610.3	020320	GG
			➡	→Orga 08056; + ABS	2	24.3220-1711.3	020409	TRW GG
			➡	Orga 08057→; → 03/04; + ABS	2	24.3220-1717.3	020430	TRW ALU
1.5 D	40	05/96→03/01	➡	- ABS; 		24.3219-1609.3	020319	GG
1.6 i	65	05/96→10/99	➡	- ABS; 		24.3219-1610.3	020320	GG
			➡	→Orga 08056; + ABS	2	24.3220-1711.3	020409	TRW GG
			➡	Orga 08057→; + ABS	2	24.3220-1717.3	020430	TRW ALU
1.5 D	42	04/98→07/04	➡	10/00→ 03/04; - ABS; 		24.3219-1609.3	020319	GG
			➡	10/00→ 03/04; - ABS; 		24.3219-1610.3	020320	GG
			➡	10/00→ 03/04; + ABS	2	24.3220-1717.3	020430	TRW ALU
Electric	20	04/96→07/04	➡	- ABS; Felge Lochzahl: 4		24.3219-1112.3	020311	BDX GG
Zubehörsatz, Bremsbacken								
1.0 i	33	04/96→03/01	➡	- ABS; Felge Lochzahl: 4		03.0137-9055.2	669055	BDX
1.1 BiFuel	37	04/96→03/01	➡	- ABS; Felge Lochzahl: 3		03.0137-9079.2	669079	
1.1 i	44	04/96→03/01	➡	+ ABS		03.0137-9158.2	669158	TRW
	40	01/97→03/01	➡					
1.1 i	44	05/96→07/04	➡	→ 03/04; - ABS; Felge Lochzahl: 4		03.0137-9055.2	669055	BDX
			➡	→ 03/04; - ABS; Felge Lochzahl: 3		03.0137-9079.2	669079	
			➡	→ 03/04; + ABS		03.0137-9158.2	669158	TRW
1.4 i	55	05/96→07/04	➡	→ 03/04; - ABS		03.0137-9055.2	669055	BDX
			➡	→ 03/04; + ABS		03.0137-9158.2	669158	TRW
1.5 D	40	05/96→03/01	➡	- ABS		03.0137-9055.2	669055	BDX
1.6 i	65	05/96→10/99	➡	+ ABS		03.0137-9158.2	669158	TRW
1.5 D	42	04/98→07/04	➡	10/00→ 03/04; - ABS		03.0137-9055.2	669055	BDX
			➡	10/00→ 03/04; + ABS		03.0137-9158.2	669158	TRW
Electric	20	04/96→07/04	➡			03.0137-9055.2	669055	BDX
 Bremstrommel								
1.0 i	33	04/96→03/01	➡	- ABS; Felge Lochzahl: 3		24.0216-5001.1	480001	Ø 201 x 38,5 / 166 - RLG
1.1 BiFuel	37	04/96→03/01	➡			24.0216-5701.2	480212	Ø 201 x 38,5 / 166 + RLG
1.1 i	44	04/96→03/01	➡	- ABS; Felge Lochzahl: 4		24.0218-0020.1	480074	Ø 212 x 46 / 181 - RLG / - ABS Ring
	40	01/97→03/01	➡			24.0218-0720.2	480205	Ø 212 x 46 / 181 + RLG / - ABS Ring
			➡	+ ABS		24.0220-3013.1	480089	Ø 247 x 46,5 / 204,5 - RLG / - ABS Ring
1.1 i	44	05/96→07/04	➡	→ 03/04; - ABS; Felge Lochzahl: 3		24.0216-5001.1	480001	Ø 201 x 38,5 / 166 - RLG
→						24.0216-5701.2	480212	Ø 201 x 38,5 / 166 + RLG








	kw			 	! #		
PEUGEOT - 106 II (1A_, 1C_) 04/96→05/05							
Bremstrommel							
1.1 i	44	05/96→07/04	➡	→ 03/04; - ABS; Felge Lochzahl: 4	24.0218-0020.1	480074	Ø 212 x 46 / 181 - RLG / - ABS Ring
			➡	→ 03/04; + ABS	24.0218-0720.2	480205	Ø 212 x 46 / 181 + RLG / - ABS Ring
1.4 i	55	05/96→07/04	➡	→ 03/04; - ABS	24.0218-0020.1	480074	Ø 212 x 46 / 181 - RLG / - ABS Ring
			➡	→ 03/04; + ABS	24.0218-0720.2	480205	Ø 212 x 46 / 181 + RLG / - ABS Ring
1.5 D 1.6 i	40 65	05/96→03/01 05/96→10/99	➡	- ABS	24.0218-0020.1	480074	Ø 212 x 46 / 181 - RLG / - ABS Ring
			➡	+ ABS	24.0218-0720.2	480205	Ø 212 x 46 / 181 + RLG / - ABS Ring
1.5 D	42	04/98→07/04	➡	10/00→ 03/04; - ABS	24.0218-0020.1	480074	Ø 212 x 46 / 181 - RLG / - ABS Ring
			➡	10/00→ 03/04; + ABS	24.0218-0720.2	480205	Ø 212 x 46 / 181 + RLG / - ABS Ring
Electric	20	04/96→07/04	➡	- ABS	24.0218-0020.1	480074	Ø 212 x 46 / 181 - RLG / - ABS Ring
			➡		24.0218-0720.2	480205	Ø 212 x 46 / 181 + RLG / - ABS Ring
Bremsbackensatz							
1.0 i 1.1 BiFuel 1.1 i	33 - 37 44 40	04/96→03/01 04/96→03/01 01/97→03/01	➡	- ABS; Felge Lochzahl: 3	03.0137-0195.2	650195	Ø 164 x 32
			➡		03.0520-0519.3	690519	BDX Ø 164 x 32 + RZ / + Zub TopKit
			➡		03.0525-0002.3	EQ0002	BDX Ø 164 x 32 - RZ / + Zub Easy Quick
			➡	- ABS; Felge Lochzahl: 4	03.0137-0196.2	650196	BDX Ø 180 x 32
			➡		03.0420-1619.3	681619	BDX Ø 180 x 32 + RZ / + Zub Kit
			➡		03.0520-1619.3	691619	BDX Ø 180 x 32 + RZ / + Zub TopKit
1.1 i	44	05/96→07/04	➡	- ABS; Felge Lochzahl: 4	03.0525-0003.3	EQ0003	BDX Ø 180 x 32 - RZ / + Zub Easy Quick
			➡	+ ABS	03.0137-0312.2	650312	TRW Ø 203 x 38
			➡	→Orga 08056; + ABS	03.0520-5720.3	695720	TRW Ø 203 x 39 + RZ / + Zub TopKit
			➡	Orga 08057→; + ABS	03.0520-6420.3	696420	TRW Ø 203 x 39 + RZ / + Zub TopKit
			➡	→ 03/04; - ABS; Felge Lochzahl: 3	03.0137-0195.2	650195	Ø 164 x 32
			➡	→ 03/04; - ABS; Felge Lochzahl: 4	03.0520-0519.3	690519	BDX Ø 164 x 32 + RZ / + Zub TopKit
1.4 i	55	05/96→07/04	➡		03.0525-0002.3	EQ0002	BDX Ø 164 x 32 - RZ / + Zub Easy Quick
			➡	→ 03/04; - ABS; Felge Lochzahl: 4	03.0137-0196.2	650196	BDX Ø 180 x 32
			➡		03.0420-1619.3	681619	BDX Ø 180 x 32 + RZ / + Zub Kit
			➡		03.0520-1619.3	691619	BDX Ø 180 x 32 + RZ / + Zub TopKit
			➡		03.0525-0003.3	EQ0003	BDX Ø 180 x 32 - RZ / + Zub Easy Quick
			➡	→ 03/04; + ABS	03.0137-0312.2	650312	TRW Ø 203 x 38
→			➡	→Orga 08056; + ABS	03.0520-5720.3	695720	TRW Ø 203 x 39 + RZ / + Zub TopKit
			➡	Orga 08057→; → 03/04; + ABS	03.0520-6420.3	696420	TRW Ø 203 x 39 + RZ / + Zub TopKit
			➡	→ 03/04; - ABS	03.0137-0196.2	650196	BDX Ø 180 x 32
			➡		03.0420-1619.3	681619	BDX Ø 180 x 32 + RZ / + Zub Kit
			➡		03.0520-1619.3	691619	BDX Ø 180 x 32 + RZ / + Zub TopKit
			➡		03.0525-0003.3	EQ0003	BDX Ø 180 x 32 - RZ / + Zub Easy Quick















	kw					! #		
PEUGEOT - 106 II (1A_, 1C_) 04/96→05/05								
Bremsbackensatz								
1.4 i	55	05/96→07/04	➡	→ 03/04; + ABS			03.0137-0312.2 650312	TRW Ø 203 x 38
			➡	→Orga 08056; + ABS			03.0520-5720.3 695720	TRW Ø 203 x 39 + RZ / + Zub TopKit
			➡	Orga 08057→; → 03/04; + ABS			03.0520-6420.3 696420	TRW Ø 203 x 39 + RZ / + Zub TopKit
1.5 D 1.6 i	40 65	05/96→03/01 05/96→10/99	➡	- ABS			03.0137-0196.2 650196	BDX Ø 180 x 32
							03.0420-1619.3 681619	BDX Ø 180 x 32 + RZ / + Zub Kit
							03.0520-1619.3 691619	BDX Ø 180 x 32 + RZ / + Zub TopKit
							03.0525-0003.3 EQ0003	BDX Ø 180 x 32 - RZ / + Zub Easy Quick
			➡	+ ABS			03.0137-0312.2 650312	TRW Ø 203 x 38
			➡	→Orga 08056; + ABS			03.0520-5720.3 695720	TRW Ø 203 x 39 + RZ / + Zub TopKit
			➡	Orga 08057→; + ABS			03.0520-6420.3 696420	TRW Ø 203 x 39 + RZ / + Zub TopKit
1.5 D	42	04/98→07/04	➡	10/00→ 03/04; - ABS			03.0137-0196.2 650196	BDX Ø 180 x 32
							03.0420-1619.3 681619	BDX Ø 180 x 32 + RZ / + Zub Kit
							03.0520-1619.3 691619	BDX Ø 180 x 32 + RZ / + Zub TopKit
							03.0525-0003.3 EQ0003	BDX Ø 180 x 32 - RZ / + Zub Easy Quick
			➡	10/00→ 03/04; + ABS			03.0137-0312.2 650312	TRW Ø 203 x 38
							03.0520-6420.3 696420	TRW Ø 203 x 39 + RZ / + Zub TopKit
Electric	20	04/96→07/04	➡				03.0137-0196.2 650196	BDX Ø 180 x 32
Seilzug, Feststellbremse								
1.0 i	33 - 37	04/96→03/01		Trommelbremse; ⚠	2	24.3727-0816.2 580816		L= 1.442
1.1 BiFuel	44	04/96→03/01						
1.1 i	40	01/97→03/01						
1.5 D	40	05/96→03/01						
1.6 i	65	05/96→10/99						
1.1 i	44	05/96→07/04		→ 03/04; Trommelbremse; ⚠	2	24.3727-0816.2 580816		L= 1.442
1.4 i	55	05/96→07/04						
1.5 D	42	04/98→07/04		10/00→ 03/04; Trommelbremse; ⚠	2	24.3727-0816.2 580816		L= 1.442
1.6 i	74	05/96→01/01		Scheibenbremse; ⚠	2	24.3727-0817.2 580817		L= 1.505
1.6 S16	88	04/98→09/01						
1.6 S16	87	05/96→07/04		→ 03/04; Scheibenbremse; ⚠	2	24.3727-0817.2 580817		L= 1.505
PEUGEOT - 106 Van II Kasten/Schrägheck (1S_) 04/96→03/01								
Radbremszylinder								
1.0	33	04/96→03/01	➡	05/96→; - ABS; Felge Lochzahl: 3; ☐			24.3219-1603.3 020200	GG
			➡	05/96→; - ABS; Felge Lochzahl: 3; ☐			24.3219-1604.3 020201	GG
			➡	05/96→; - ABS; Felge Lochzahl: 4; ☐			24.3219-1609.3 020319	GG
			➡	05/96→; - ABS; Felge Lochzahl: 4; ☐			24.3219-1610.3 020320	GG
			➡	05/96→; →Orga 08056; + ABS			24.3220-1711.3 020409	TRW GG
			➡	Orga 08057→; + ABS			24.3220-1717.3 020430	TRW ALU
1.5 D	40	05/96→03/01	➡	- ABS; ☐			24.3219-1609.3 020319	GG
			➡	- ABS; ☐			24.3219-1610.3 020320	GG
			➡	→Orga 08056; + ABS			24.3220-1711.3 020409	TRW GG
			➡	Orga 08057→; + ABS			24.3220-1717.3 020430	TRW ALU
1.5 D	42	06/96→03/01	➡	- ABS; ☐			24.3219-1609.3 020319	GG
			➡	- ABS; ☐			24.3219-1610.3 020320	GG
			➡	+ ABS			24.3220-1717.3 020430	TRW ALU
Electric	20	04/96→03/01	➡	- ABS; Felge Lochzahl: 4			24.3219-1112.3 020311	BDX GG
Zubehörsatz, Bremsbacken								
1.0	33	04/96→03/01	➡	05/96→; - ABS; Felge Lochzahl: 4			03.0137-9055.2 669055	BDX
			➡	05/96→; - ABS; Felge Lochzahl: 3			03.0137-9079.2 669079	
			➡	05/96→; + ABS			03.0137-9158.2 669158	TRW
1.5 D	40	05/96→03/01	➡	- ABS			03.0137-9055.2 669055	BDX
→	42							

















	kw					! #				
PEUGEOT - 106 Van II Kasten/Schrägheck (1S_) 04/96→03/01										
Zubehörsatz, Bremsbacken										
1.5 D	40 - 42	05/96→03/01	➡	+ ABS		03.0137-9158.2	669158	TRW		
Electric	20	04/96→03/01	➡			03.0137-9055.2	669055	BDX		
 Bremstrommel										
1.0	33	04/96→03/01	➡	05/96→; - ABS; Felge Lochzahl: 3		24.0216-5001.1	480001	Ø 201 x 38,5 / 166 - RLG		
						24.0216-5701.2	480212	Ø 201 x 38,5 / 166 + RLG		
				05/96→; - ABS; Felge Lochzahl: 4		24.0218-0020.1	480074	Ø 212 x 46 / 181 - RLG / - ABS Ring		
						24.0218-0720.2	480205	Ø 212 x 46 / 181 + RLG / - ABS Ring		
			➡	05/96→; + ABS		24.0220-3013.1	480089	Ø 247 x 46,5 / 204,5 - RLG / - ABS Ring		
1.5 D	40 - 42	05/96→03/01	➡	- ABS		24.0218-0020.1	480074	Ø 212 x 46 / 181 - RLG / - ABS Ring		
						24.0218-0720.2	480205	Ø 212 x 46 / 181 + RLG / - ABS Ring		
			➡	+ ABS		24.0220-3013.1	480089	Ø 247 x 46,5 / 204,5 - RLG / - ABS Ring		
Electric	20	04/96→03/01	➡	- ABS		24.0218-0020.1	480074	Ø 212 x 46 / 181 - RLG / - ABS Ring		
						24.0218-0720.2	480205	Ø 212 x 46 / 181 + RLG / - ABS Ring		
 Bremsbackensatz										
1.0	33	04/96→03/01	➡	05/96→; - ABS; Felge Lochzahl: 3		03.0137-0195.2	650195	Ø 164 x 32		
						03.0520-0519.3	690519	BDX Ø 164 x 32 + RZ / + Zub TopKit		
						03.0525-0002.3	EQ0002	BDX Ø 164 x 32 - RZ / + Zub Easy Quick		
						05/96→; - ABS; Felge Lochzahl: 4		03.0137-0196.2	650196	BDX Ø 180 x 32
					03.0420-1619.3		681619	BDX Ø 180 x 32 + RZ / + Zub Kit		
					03.0520-1619.3		691619	BDX Ø 180 x 32 + RZ / + Zub TopKit		
							➡	05/96→; + ABS		03.0525-0003.3
			➡	05/96→; + ABS		03.0137-0312.2	650312	TRW Ø 203 x 38		
			➡	05/96→; →Orga 08056; + ABS		03.0520-5720.3	695720	TRW Ø 203 x 39 + RZ / + Zub TopKit		
			➡	Orga 08057→; + ABS		03.0520-6420.3	696420	TRW Ø 203 x 39 + RZ / + Zub TopKit		
1.5 D	40	05/96→03/01	➡	- ABS		03.0137-0196.2	650196	BDX Ø 180 x 32		
						03.0420-1619.3	681619	BDX Ø 180 x 32 + RZ / + Zub Kit		
						03.0520-1619.3	691619	BDX Ø 180 x 32 + RZ / + Zub TopKit		
						03.0525-0003.3	EQ0003	BDX Ø 180 x 32 - RZ / + Zub Easy Quick		
			➡	+ ABS		03.0137-0312.2	650312	TRW Ø 203 x 38		
			➡	→Orga 08056; + ABS		03.0520-5720.3	695720	TRW Ø 203 x 39 + RZ / + Zub TopKit		
			➡	Orga 08057→; + ABS		03.0520-6420.3	696420	TRW Ø 203 x 39 + RZ / + Zub TopKit		
1.5 D	42	06/96→03/01	➡	- ABS		03.0137-0196.2	650196	BDX Ø 180 x 32		
						03.0420-1619.3	681619	BDX Ø 180 x 32 + RZ / + Zub Kit		
						03.0520-1619.3	691619	BDX Ø 180 x 32 + RZ / + Zub TopKit		
			➡	+ ABS		03.0525-0003.3	EQ0003	BDX Ø 180 x 32 - RZ / + Zub Easy Quick		
						03.0137-0312.2	650312	TRW Ø 203 x 38		
						03.0520-6420.3	696420	TRW Ø 203 x 39 + RZ / + Zub TopKit		
Electric	20	04/96→03/01	➡			03.0137-0196.2	650196	BDX Ø 180 x 32		
 Seilzug, Feststellbremse										
1.0	33	04/96→03/01		05/96→; Trommelbremse; ⚠	2	24.3727-0816.2	580816	L= 1.442		
1.5 D	40 - 42	05/96→03/01		Trommelbremse; ⚠	2	24.3727-0816.2	580816	L= 1.442		








	kW					! #		
PEUGEOT - 107 (PM_, PN_) 06/05→05/14								
 Radbremszylinder								
1.0 1.4 HDi	50 40	06/05→05/14 06/05→05/14	➔			2	24.3217-1719.3 020482	BOS ALU
Zubehörsatz, Bremsbacken								
1.0 1.4 HDi	50 40	06/05→05/14 06/05→05/14	➔				03.0137-9287.2 669287	BOS
 Bremstrommel								
1.0 1.4 HDi	50 40	06/05→05/14 06/05→05/14	➔				24.0220-0046.1 480193	Ø 233 x 44 / 201
 Bremsbackensatz								
1.0 1.4 HDi	50 40	06/05→05/14 06/05→05/14	➔				03.0137-0466.2 650466 03.0520-4117.3 694117	BOS Ø 200 x 32 + HEB BOS Ø 200 x 32 + RZ / + Zub TopKit
PEUGEOT - 108 05/14→								
 Radbremszylinder								
1.0 VTi 1.0 VTi 72 1.2	51 53 60	05/14→ 05/18→ 05/14→	➔			2	24.3217-1739.3 020597	BOS ALU
Zubehörsatz, Bremsbacken								
1.0 VTi 1.0 VTi 72 1.2	51 53 60	05/14→ 05/18→ 05/14→	➔				03.0137-9287.2 669287	BOS
 Bremstrommel								
1.0 VTi 1.0 VTi 72 1.2	51 53 60	05/14→ 05/18→ 05/14→	➔				24.0220-0046.1 480193	Ø 233 x 44 / 201
 Bremsbackensatz								
1.0 VTi 1.0 VTi 72 1.2	51 53 60	05/14→ 05/18→ 05/14→	➔				03.0137-0466.2 650466	BOS Ø 200 x 32 + HEB
PEUGEOT - 205 II (20A/C) 01/87→12/00								
 Radbremszylinder								
1.0	33	10/87→09/98	➔	09/90→; ☐			24.3219-1601.3 020198 24.3219-1605.3 020202	TRW GG BDX GG
			➔	09/90→; ☐			24.3219-1602.3 020199	TRW GG
1.0	37	08/92→05/97	➔	☐			24.3219-1601.3 020198 24.3219-1605.3 020202	TRW GG BDX GG
			➔	☐			24.3219-1602.3 020199	TRW GG
1.1 1.6	44 53 - 55	07/89→09/98 10/87→09/98	➔	→ 08/90		2	24.3219-1118.3 020332	TRW GG
			➔	09/90→; ☐			24.3219-1601.3 020198 24.3219-1605.3 020202	TRW GG BDX GG
			➔	09/90→; ☐			24.3219-1602.3 020199	TRW GG
1.4	55	07/88→09/98	➔	07/89→ 08/90		2	24.3219-1118.3 020332	TRW GG
			➔	09/90→; ☐			24.3219-1601.3 020198 24.3219-1605.3 020202	TRW GG BDX GG
			➔	09/90→; ☐			24.3219-1602.3 020199	TRW GG
1.6 Aut.	58 - 65	10/87→09/98	➔	→ 08/90; Automatikgetriebe		2	24.3219-1118.3 020332	TRW GG
			➔	09/90→; ☐			24.3219-1601.3 020198 24.3219-1605.3 020202	TRW GG BDX GG
			➔	09/90→; ☐			24.3219-1602.3 020199	TRW GG
1.7 Diesel	44	07/87→09/98	➔	→ 08/90; ☐			24.3219-1601.3 020198 24.3219-1605.3 020202	TRW GG BDX GG
			➔	→ 08/90; ☐			24.3219-1602.3 020199	TRW GG
			➔	03/94→		2	24.3220-1619.3 020246	TRW GG
1.8 TD	57	01/90→09/98	➔	09/90→; + ABS		2	24.3219-1118.3 020332	TRW GG
			➔	09/90→; - ABS; ☐			24.3219-1601.3 020198 24.3219-1605.3 020202	TRW GG BDX GG
			➔	09/90→; - ABS; ☐			24.3219-1602.3 020199	TRW GG
→								








	kw			 	! #		
PEUGEOT - 205 II (20A/C) 01/87→12/00							
 Radbremszylinder							
1.8 XDT	58	08/90→05/97	➔	+ ABS	2	24.3219-1118.3 020332	TRW GG
1.9 Diesel	47	10/87→09/98	➔	09/88→ 08/90; 		24.3219-1601.3 020198	TRW GG
				24.3219-1605.3 020202		BDX GG	
			➔	09/90→; 		24.3219-1601.3 020198	TRW GG
				24.3219-1605.3 020202		BDX GG	
			➔	09/88→ 08/90; 		24.3219-1602.3 020199	TRW GG
				24.3219-1602.3 020199		TRW GG	
➔	09/90→	2	24.3220-1619.3 020246	TRW GG			
Zubehörsatz, Bremsbacken							
1.0	33	10/87→09/98	➔	09/90→		03.0137-9055.2 669055	BDX
						03.0137-9175.2 669175	TRW
1.0	37	08/92→05/97	➔			03.0137-9055.2 669055	BDX
						03.0137-9175.2 669175	TRW
1.1 1.4 1.6	44 55 53 - 55	07/89→09/98 07/88→09/98 10/87→09/98	➔	09/90→		03.0137-9055.2 669055	BDX
						03.0137-9175.2 669175	TRW
			➔	→ 08/90		03.0137-9056.2 669056	TRW
1.6 Aut.	58 - 65	10/87→09/98	➔	09/90→		03.0137-9055.2 669055	BDX
						03.0137-9175.2 669175	TRW
			➔	→ 08/90; Automatikgetriebe		03.0137-9056.2 669056	TRW
1.7 Diesel	44	07/87→09/98	➔	→ 08/90		03.0137-9055.2 669055	BDX
						03.0137-9175.2 669175	TRW
			➔	03/94→		03.0137-9056.2 669056	TRW
1.8 TD	57	01/90→09/98	➔	09/90→; - ABS		03.0137-9055.2 669055	BDX
						03.0137-9175.2 669175	TRW
			➔	09/90→; + ABS		03.0137-9056.2 669056	TRW
1.8 XDT	58	08/90→05/97	➔	+ ABS		03.0137-9056.2 669056	TRW
1.9 Diesel	47	10/87→09/98	➔	09/88→ 08/90		03.0137-9055.2 669055	BDX
						03.0137-9175.2 669175	TRW
			➔	09/90→		03.0137-9055.2 669055	BDX
						03.0137-9056.2 669056	TRW
					03.0137-9175.2 669175	TRW	
 Bremsbackensatz							
1.0	33	10/87→09/98	➔	09/90→		03.0137-0196.2 650196	BDX Ø 180 x 32
						03.0137-0197.2 650197	TRW Ø 180 x 32 + HEB
						03.0520-0419.3 690419	TRW Ø 180 x 32 + RZ / + Zub TopKit
						03.0520-0619.3 690619	BDX Ø 180 x 32 + RZ / + Zub TopKit
						03.0525-0003.3 EQ0003	BDX Ø 180 x 32 - RZ / + Zub Easy Quick
					03.0525-0004.3 EQ0004	TRW Ø 180 x 32 - RZ / + Zub Easy Quick	
1.0	37	08/92→05/97	➔			03.0137-0196.2 650196	BDX Ø 180 x 32
						03.0137-0197.2 650197	TRW Ø 180 x 32 + HEB
						03.0520-0419.3 690419	TRW Ø 180 x 32 + RZ / + Zub TopKit
						03.0520-0619.3 690619	BDX Ø 180 x 32 + RZ / + Zub TopKit
						03.0525-0003.3 EQ0003	BDX Ø 180 x 32 - RZ / + Zub Easy Quick
					03.0525-0004.3 EQ0004	TRW Ø 180 x 32 - RZ / + Zub Easy Quick	
1.1 1.4 1.6	44 55 53 - 55	07/89→09/98 07/88→09/98 10/87→09/98	➔	09/90→		03.0137-0196.2 650196	BDX Ø 180 x 32
						03.0137-0197.2 650197	TRW Ø 180 x 32 + HEB
						03.0520-0419.3 690419	TRW Ø 180 x 32 + RZ / + Zub TopKit
						03.0520-0619.3 690619	BDX Ø 180 x 32 + RZ / + Zub TopKit
						03.0525-0003.3 EQ0003	BDX Ø 180 x 32 - RZ / + Zub Easy Quick
					03.0525-0004.3 EQ0004	TRW Ø 180 x 32 - RZ / + Zub Easy Quick	
→							













	kw			 	! #		
PEUGEOT - 205 II (20A/C) 01/87→12/00							
Bremsbackensatz							
1.1 1.4 1.6	44 55 53 - 55	07/89→09/98 07/88→09/98 10/87→09/98	➔	→ 08/90		03.0137-0201.2 650201 03.0520-0919.3 690919 03.0525-0027.3 EQ0027	TRW Ø 180 x 41 + HEB TRW Ø 180 x 41 + RZ / + Zub TopKit TRW Ø 180 x 41 - RZ / + Zub Easy Quick
1.6 Aut.	58 - 65	10/87→09/98	➔	09/90→		03.0137-0196.2 650196 03.0137-0197.2 650197 03.0520-0419.3 690419 03.0520-0619.3 690619 03.0525-0003.3 EQ0003 03.0525-0004.3 EQ0004	BDX Ø 180 x 32 TRW Ø 180 x 32 + HEB TRW Ø 180 x 32 + RZ / + Zub TopKit BDX Ø 180 x 32 + RZ / + Zub TopKit BDX Ø 180 x 32 - RZ / + Zub Easy Quick TRW Ø 180 x 32 - RZ / + Zub Easy Quick
				➔	→ 08/90; Automatikgetriebe		03.0137-0201.2 650201 03.0520-0919.3 690919 03.0525-0027.3 EQ0027
1.7 Diesel	44	07/87→09/98	➔	→ 08/90		03.0137-0196.2 650196 03.0137-0197.2 650197 03.0520-0419.3 690419 03.0520-0619.3 690619 03.0525-0003.3 EQ0003 03.0525-0004.3 EQ0004	BDX Ø 180 x 32 TRW Ø 180 x 32 + HEB TRW Ø 180 x 32 + RZ / + Zub TopKit BDX Ø 180 x 32 + RZ / + Zub TopKit BDX Ø 180 x 32 - RZ / + Zub Easy Quick TRW Ø 180 x 32 - RZ / + Zub Easy Quick
				➔	03/94→		03.0137-0201.2 650201 03.0525-0027.3 EQ0027
1.8 TD	57	01/90→09/98	➔	09/90→; - ABS		03.0137-0196.2 650196 03.0137-0197.2 650197 03.0520-0419.3 690419 03.0520-0619.3 690619 03.0525-0003.3 EQ0003 03.0525-0004.3 EQ0004	BDX Ø 180 x 32 TRW Ø 180 x 32 + HEB TRW Ø 180 x 32 + RZ / + Zub TopKit BDX Ø 180 x 32 + RZ / + Zub TopKit BDX Ø 180 x 32 - RZ / + Zub Easy Quick TRW Ø 180 x 32 - RZ / + Zub Easy Quick
				➔	09/90→; + ABS		03.0137-0201.2 650201 03.0520-0919.3 690919 03.0525-0027.3 EQ0027
1.8 XDT	58	08/90→05/97	➔	+ ABS		03.0137-0201.2 650201	TRW Ø 180 x 41 + HEB
1.9 Diesel	47	10/87→09/98	➔	09/88→ 08/90		03.0137-0196.2 650196 03.0137-0197.2 650197 03.0520-0419.3 690419 03.0520-0619.3 690619 03.0525-0003.3 EQ0003 03.0525-0004.3 EQ0004	BDX Ø 180 x 32 TRW Ø 180 x 32 + HEB TRW Ø 180 x 32 + RZ / + Zub TopKit BDX Ø 180 x 32 + RZ / + Zub TopKit BDX Ø 180 x 32 - RZ / + Zub Easy Quick TRW Ø 180 x 32 - RZ / + Zub Easy Quick
				➔	09/90→		03.0137-0196.2 650196 03.0137-0197.2 650197 03.0137-0201.2 650201 03.0520-0419.3 690419 03.0520-0619.3 690619 03.0525-0003.3 EQ0003















	kw					! #		
PEUGEOT - 205 II (20A/C) 01/87→12/00								
 Bremsbackensatz								
1.9 Diesel	47	10/87→09/98	➔	09/90→			03.0525-0004.3 EQ0004	TRW Ø 180 x 32 - RZ / + Zub Easy Quick
							03.0525-0027.3 EQ0027	TRW Ø 180 x 41 - RZ / + Zub Easy Quick
 Seilzug, Feststellbremse								
1.0	33	10/87→09/98		09/90→; Trommelbremse; <input type="checkbox"/>			24.3727-0801.2 580801	L= 1.386
1.8 TD	57	01/90→09/98		09/90→; Trommelbremse; <input type="checkbox"/>			24.3727-0802.2 580802	L= 1.372
1.0	37	08/92→05/97		Trommelbremse; <input type="checkbox"/>			24.3727-0801.2 580801	L= 1.386
1.8 XDT	58	08/90→05/97		Trommelbremse; <input type="checkbox"/>			24.3727-0802.2 580802	L= 1.372
1.1	44	07/89→09/98		09/90→; Trommelbremse; <input type="checkbox"/>			24.3727-0801.2 580801	L= 1.386
1.4	55	07/88→09/98		→ 08/90; Trommelbremse; <input type="checkbox"/>			24.3727-0801.2 580801	L= 1.386
1.6	53 - 55	10/87→09/98		09/90→; Trommelbremse; <input type="checkbox"/>			24.3727-0802.2 580802	L= 1.372
				→ 08/90; Trommelbremse; <input type="checkbox"/>			24.3727-0802.2 580802	L= 1.372
1.6 Aut.	58 - 65	10/87→09/98		09/90→; Trommelbremse; <input type="checkbox"/>			24.3727-0801.2 580801	L= 1.386
				→ 08/90; Automatikgetriebe; Trommelbremse; <input type="checkbox"/>			24.3727-0801.2 580801	L= 1.386
				09/90→; Trommelbremse; <input type="checkbox"/>			24.3727-0802.2 580802	L= 1.372
				→ 08/90; Automatikgetriebe; Trommelbremse; <input type="checkbox"/>			24.3727-0802.2 580802	L= 1.372
1.7 Diesel	44	07/87→09/98		03/94→; Trommelbremse; <input type="checkbox"/>			24.3727-0801.2 580801	L= 1.386
				→ 08/90; Trommelbremse; <input type="checkbox"/>			24.3727-0801.2 580801	L= 1.386
				03/94→; Trommelbremse; <input type="checkbox"/>			24.3727-0802.2 580802	L= 1.372
				→ 08/90; Trommelbremse; <input type="checkbox"/>			24.3727-0802.2 580802	L= 1.372
1.9 Diesel	47	10/87→09/98		09/90→; Trommelbremse; <input type="checkbox"/>			24.3727-0801.2 580801	L= 1.386
				09/88→ 08/90; Trommelbremse; <input type="checkbox"/>			24.3727-0801.2 580801	L= 1.386
				09/90→; Trommelbremse; <input type="checkbox"/>			24.3727-0802.2 580802	L= 1.372
				09/88→ 08/90; Trommelbremse; <input type="checkbox"/>			24.3727-0802.2 580802	L= 1.372
1.9 GTI	94	10/87→09/98		09/90→; Scheibenbremse; <input type="checkbox"/>			24.3727-0810.2 580810	L= 1.417
				→ 08/88; Scheibenbremse; <input type="checkbox"/>			24.3727-0810.2 580810	L= 1.417
				09/90→; Scheibenbremse; <input type="checkbox"/>			24.3727-0811.2 580811	L= 1.432
				→ 08/88; Scheibenbremse; <input type="checkbox"/>			24.3727-0811.2 580811	L= 1.432
PEUGEOT - 205 Kasten/Schrägheck 08/90→05/97								
 Radbremszylinder								
1.7 Diesel	44	03/94→05/97	➔				24.3220-1619.3 020246	TRW GG
Zubehörsatz, Bremsbacken								
1.7 Diesel	44	03/94→05/97	➔				03.0137-9056.2 669056	TRW
 Bremsbackensatz								
1.7 Diesel	44	03/94→05/97	➔				03.0137-0201.2 650201	TRW Ø 180 x 41 + HEB
							03.0525-0027.3 EQ0027	TRW Ø 180 x 41 - RZ / + Zub Easy Quick
 Seilzug, Feststellbremse								
1.7 Diesel	44	03/94→05/97		Trommelbremse; <input type="checkbox"/>			24.3727-0801.2 580801	L= 1.386
				Trommelbremse; <input type="checkbox"/>			24.3727-0802.2 580802	L= 1.372
PEUGEOT - 206 CC (2D) 09/00→12/08								
 Seilzug, Feststellbremse								
1.6	81	09/01→12/08		→Orga 11108; Scheibenbremse; <input type="checkbox"/>	2		24.3727-0833.2 580833	L= 1.707
1.6 16V	80	09/00→12/07						
1.6 HDi 110	80	04/05→02/07						
2.0 S16	100	09/00→12/07						
PEUGEOT - 206 Schrägheck (2A/C) 08/98→12/12								
 Radbremszylinder								
1.0	52	06/01→12/05	➔	- ABS	2		24.3219-1112.3 020311	BDX GG
1.1 i	44	09/98→02/07	➔	- ABS; <input type="checkbox"/>			24.3220-1617.3 020244	BDX GG
1.4 CNG	55	05/06→09/07	➔	- ABS; <input type="checkbox"/>				
1.4 Flex	60	01/06→11/09	➔	- ABS; <input type="checkbox"/>			24.3220-1618.3 020245	BDX GG
1.4 HDi	51	09/02→02/07	➔	- ABS; <input type="checkbox"/>				
1.4 LPG	55	05/06→09/07	➔	+ ABS	2		24.3220-1717.3 020430	TRW ALU
1.1	40	08/98→07/00	➔	09/98→; - ABS	2		24.3219-1112.3 020311	BDX GG
→								












	kw				! #		
PEUGEOT - 206 Schrägheck (2A/C) 08/98→12/12							
 Radbremszylinder							
1.1	40	08/98→07/00	➡	09/98→; - ABS; 		24.3220-1617.3 020244	BDX GG
			➡	09/98→; - ABS; 		24.3220-1618.3 020245	BDX GG
			➡	09/98→; + ABS	2	24.3220-1717.3 020430	TRW ALU
1.4 16V 1.6 1.6 16V 1.6 Flex	65 81 79 83	10/03→02/08 05/05→07/08 06/01→04/09 05/05→07/08	➡		2	24.3220-1717.3 020430	TRW ALU
1.4 HDi eco 70 1.4 i	50 55	09/01→04/09 09/98→12/12	➡	→ 02/09; - ABS	2	24.3219-1112.3 020311	BDX GG
			➡	→ 02/09; - ABS; 		24.3220-1617.3 020244	BDX GG
			➡	→ 02/09; - ABS; 		24.3220-1618.3 020245	BDX GG
			➡	→ 02/09; + ABS	2	24.3220-1717.3 020430	TRW ALU
1.6 16V 1.6 BiFuel	80 80	07/00→04/09 07/00→04/09	➡	→ 02/09	2	24.3220-1717.3 020430	TRW ALU
1.6 8V	66	05/99→10/03	➡	→ 12/00; Schaltgetriebe; - ABS	2	24.3219-1112.3 020311	BDX GG
			➡	→ 12/00; - ABS; Schaltgetriebe; 		24.3220-1617.3 020244	BDX GG
			➡	→ 12/00; - ABS; Schaltgetriebe; 		24.3220-1618.3 020245	BDX GG
			➡	→ 12/00; + ABS	2	24.3220-1717.3 020430	TRW ALU
			➡	→ 12/00; - ABS; Automatikgetriebe	2	24.3220-1717.3 020430	TRW ALU
1.6 i	65	09/98→12/00	➡	Schaltgetriebe; - ABS	2	24.3219-1112.3 020311	BDX GG
			➡	- ABS; Schaltgetriebe; 		24.3220-1617.3 020244	BDX GG
			➡	- ABS; Schaltgetriebe; 		24.3220-1618.3 020245	BDX GG
			➡	+ ABS	2	24.3220-1717.3 020430	TRW ALU
			➡	- ABS; Automatikgetriebe	2	24.3220-1717.3 020430	TRW ALU
1.9 D	51	09/98→11/01	➡	- ABS	2	24.3219-1112.3 020311	BDX GG
			➡	+ ABS	2	24.3220-1717.3 020430	TRW ALU
2.0 HDI 90	66	12/99→09/09	➡	→ 02/09; + ABS	2	24.3220-1717.3 020430	TRW ALU
Zubehörsatz, Bremsbacken							
1.0 1.1 i 1.4 Flex 1.4 HDi 1.9 D	52 44 60 51 51	06/01→12/05 09/98→02/07 01/06→11/09 09/02→02/07 09/98→11/01	➡	- ABS		03.0137-9088.2 669088	BDX
			➡	→Orga 09456; + ABS		03.0137-9158.2 669158	TRW
			➡	Orga 09457→; + ABS		03.0137-9278.2 669278	
1.1	40	08/98→07/00	➡	09/98→; - ABS		03.0137-9088.2 669088	BDX
			➡	09/98→; →Orga 09456; + ABS		03.0137-9158.2 669158	TRW
			➡	Orga 09457→; + ABS		03.0137-9278.2 669278	
1.4 16V 1.6 1.6 16V 1.6 Flex	65 81 79 83	10/03→02/08 05/05→07/08 06/01→04/09 05/05→07/08	➡			03.0137-9278.2 669278	
1.4 CNG 1.4 LPG	55 55	05/06→09/07 05/06→09/07	➡	- ABS		03.0137-9088.2 669088	BDX
			➡	+ ABS		03.0137-9278.2 669278	
1.4 HDi eco 70 1.4 i	50 55	09/01→04/09 09/98→12/12	➡	→ 02/09; - ABS		03.0137-9088.2 669088	BDX
			➡	→Orga 09456; + ABS		03.0137-9158.2 669158	TRW
			➡	Orga 09457→; → 02/09; + ABS		03.0137-9278.2 669278	
1.6 16V 1.6 BiFuel	80 80	07/00→04/09 07/00→04/09	➡	→ 02/09		03.0137-9278.2 669278	
1.6 8V	66	05/99→10/03	➡	→ 12/00; - ABS		03.0137-9088.2 669088	BDX
			➡	→ 12/00; + ABS		03.0137-9158.2 669158	TRW
1.6 i	65	09/98→12/00	➡	- ABS		03.0137-9088.2 669088	BDX
			➡	+ ABS		03.0137-9158.2 669158	TRW
2.0 HDI 90	66	12/99→09/09	➡	→Orga 09456		03.0137-9158.2 669158	TRW
			➡	Orga 09457→; → 02/09		03.0137-9278.2 669278	
 Bremstrommel							
1.0 1.1 i 1.4 Flex 1.4 HDi	52 44 60 51	06/01→12/05 09/98→02/07 01/06→11/09 09/02→02/07	➡	- ABS		24.0218-0020.1 480074	Ø 212 x 46 / 181 - RLG / - ABS Ring
			➡	→Orga 10254; + ABS		24.0218-0720.2 480205	Ø 212 x 46 / 181 + RLG / - ABS Ring
			➡			24.0220-3013.1 480089	Ø 247 x 46,5 / 204,5 - RLG / - ABS Ring
→							















	kw			 	! #		
PEUGEOT - 206 Schrägheck (2A/C) 08/98→12/12							
Bremstrommel							
1.0 1.1 i 1.4 Flex 1.4 HDi	52 44 60 51	06/01→12/05 09/98→02/07 01/06→11/09 09/02→02/07	➡	Orga 10255→; + ABS		24.0220-3029.1 480179 24.0220-3729.2 480217	Ø 244,5 x 42 / 204,5 - RLG / - ABS Ring Ø 244,5 x 42 / 204,5 + RLG / + ABS Ring
1.1	40	08/98→07/00	➡	09/98→; - ABS		24.0218-0020.1 480074 24.0218-0720.2 480205	Ø 212 x 46 / 181 - RLG / - ABS Ring Ø 212 x 46 / 181 + RLG / - ABS Ring
			➡	09/98→; →Orga 10254; + ABS		24.0220-3013.1 480089	Ø 247 x 46,5 / 204,5 - RLG / - ABS Ring
			➡	Orga 10255→; + ABS		24.0220-3029.1 480179 24.0220-3729.2 480217	Ø 244,5 x 42 / 204,5 - RLG / - ABS Ring Ø 244,5 x 42 / 204,5 + RLG / + ABS Ring
1.4 16V 1.6 1.6 16V 1.6 Flex	65 81 79 83	10/03→02/08 05/05→07/08 06/01→04/09 05/05→07/08	➡			24.0220-3013.1 480089	Ø 247 x 46,5 / 204,5 - RLG / - ABS Ring
1.4 CNG 1.4 LPG	55 55	05/06→09/07 05/06→09/07	➡	- ABS		24.0218-0020.1 480074 24.0218-0720.2 480205	Ø 212 x 46 / 181 - RLG / - ABS Ring Ø 212 x 46 / 181 + RLG / - ABS Ring
			➡	+ ABS		24.0220-3029.1 480179 24.0220-3729.2 480217	Ø 244,5 x 42 / 204,5 - RLG / - ABS Ring Ø 244,5 x 42 / 204,5 + RLG / + ABS Ring
1.4 HDi eco 70 1.4 i	50 55	09/01→04/09 09/98→12/12	➡	→ 02/09; - ABS		24.0218-0020.1 480074 24.0218-0720.2 480205	Ø 212 x 46 / 181 - RLG / - ABS Ring Ø 212 x 46 / 181 + RLG / - ABS Ring
			➡	→Orga 10254; + ABS		24.0220-3013.1 480089	Ø 247 x 46,5 / 204,5 - RLG / - ABS Ring
			➡	Orga 10255→; → 02/09; + ABS		24.0220-3029.1 480179 24.0220-3729.2 480217	Ø 244,5 x 42 / 204,5 - RLG / - ABS Ring Ø 244,5 x 42 / 204,5 + RLG / + ABS Ring
1.6 16V 1.6 BiFuel 2.0 HDi 90	80 80 66	07/00→04/09 07/00→04/09 12/99→09/09	➡	→ 02/09		24.0220-3013.1 480089	Ø 247 x 46,5 / 204,5 - RLG / - ABS Ring
1.6 8V	66	05/99→10/03	➡	→ 12/00; - ABS		24.0218-0020.1 480074 24.0218-0720.2 480205	Ø 212 x 46 / 181 - RLG / - ABS Ring Ø 212 x 46 / 181 + RLG / - ABS Ring
			➡	→ 12/00; + ABS		24.0220-3013.1 480089	Ø 247 x 46,5 / 204,5 - RLG / - ABS Ring
1.6 i 1.9 D	65 51	09/98→12/00 09/98→11/01	➡	- ABS		24.0218-0020.1 480074 24.0218-0720.2 480205	Ø 212 x 46 / 181 - RLG / - ABS Ring Ø 212 x 46 / 181 + RLG / - ABS Ring
			➡	+ ABS		24.0220-3013.1 480089	Ø 247 x 46,5 / 204,5 - RLG / - ABS Ring
Bremsbackensatz							
1.0 1.1 i 1.4 Flex 1.4 HDi	52 44 60 51	06/01→12/05 09/98→02/07 01/06→11/09 09/02→02/07	➡	→Orga 09456; + ABS		03.0137-0312.2 650312 03.0520-6420.3 696420	TRW Ø 203 x 38 TRW Ø 203 x 39 + RZ / + Zub TopKit
			➡	- ABS		03.0137-0354.2 650354 03.0520-4819.3 694819 03.0520-6520.3 696520 03.0525-0021.3 EQ0021	BDX Ø 180 x 32 + HEB BDX Ø 180 x 32 + RZ / - RZR / + Zub TopKit BDX Ø 180 x 32 + RZ / + Zub TopKit BDX Ø 180 x 32 - RZ / + Zub Easy Quick
			➡	Orga 09457→; + ABS		03.0137-0446.2 650446 03.0520-7720.3 697720	Ø 203 x 39 + HEB TRW Ø 203 x 39 + RZ / + Zub TopKit
1.1	40	08/98→07/00	➡	09/98→; →Orga 09456; + ABS		03.0137-0312.2 650312 03.0520-6420.3 696420	TRW Ø 203 x 38 TRW Ø 203 x 39 + RZ / + Zub TopKit
→			➡	09/98→; - ABS		03.0137-0354.2 650354	BDX Ø 180 x 32 + HEB















	kw			 	! #		
PEUGEOT - 206 Schrägheck (2A/C) 08/98→12/12							
Bremsbackensatz							
1.1	40	08/98→07/00	➡	09/98→; - ABS		03.0520-4819.3 694819 03.0520-6520.3 696520 03.0525-0021.3 EQ0021	BDX Ø 180 x 32 + RZ / - RZR / + Zub TopKit BDX Ø 180 x 32 + RZ / + Zub TopKit BDX Ø 180 x 32 - RZ / + Zub Easy Quick
			➡	Orga 09457→; + ABS		03.0137-0446.2 650446 03.0520-7720.3 697720	Ø 203 x 39 + HEB TRW Ø 203 x 39 + RZ / + Zub TopKit
1.4 16V 1.6 1.6 16V 1.6 Flex	65 81 79 83	10/03→02/08 05/05→07/08 06/01→04/09 05/05→07/08	➡			03.0137-0446.2 650446 03.0520-7720.3 697720	Ø 203 x 39 + HEB TRW Ø 203 x 39 + RZ / + Zub TopKit
1.4 CNG 1.4 LPG	55 55	05/06→09/07 05/06→09/07	➡	- ABS		03.0137-0354.2 650354	BDX Ø 180 x 32 + HEB
			➡	+ ABS		03.0137-0446.2 650446 03.0520-7720.3 697720	Ø 203 x 39 + HEB TRW Ø 203 x 39 + RZ / + Zub TopKit
1.4 HDi eco 70 1.4 i	50 55	09/01→04/09 09/98→12/12	➡	→Orga 09456; + ABS		03.0137-0312.2 650312 03.0520-6420.3 696420	TRW Ø 203 x 38 TRW Ø 203 x 39 + RZ / + Zub TopKit
			➡	→ 02/09; - ABS		03.0137-0354.2 650354 03.0520-4819.3 694819 03.0520-6520.3 696520 03.0525-0021.3 EQ0021	BDX Ø 180 x 32 + HEB BDX Ø 180 x 32 + RZ / - RZR / + Zub TopKit BDX Ø 180 x 32 + RZ / + Zub TopKit BDX Ø 180 x 32 - RZ / + Zub Easy Quick
			➡	Orga 09457→; → 02/09; + ABS		03.0137-0446.2 650446 03.0520-7720.3 697720	Ø 203 x 39 + HEB TRW Ø 203 x 39 + RZ / + Zub TopKit
1.6 16V 1.6 BiFuel	80 80	07/00→04/09 07/00→04/09	➡	→ 02/09		03.0137-0446.2 650446 03.0520-7720.3 697720	Ø 203 x 39 + HEB TRW Ø 203 x 39 + RZ / + Zub TopKit
1.6 8V	66	05/99→10/03	➡	→ 12/00; + ABS		03.0137-0312.2 650312 03.0520-6420.3 696420	TRW Ø 203 x 38 TRW Ø 203 x 39 + RZ / + Zub TopKit
			➡	→ 12/00; - ABS		03.0137-0354.2 650354	BDX Ø 180 x 32 + HEB
			➡	→ 12/00; Schaltgetriebe; - ABS		03.0520-4819.3 694819 03.0520-6520.3 696520 03.0525-0021.3 EQ0021	BDX Ø 180 x 32 + RZ / - RZR / + Zub TopKit BDX Ø 180 x 32 + RZ / + Zub TopKit BDX Ø 180 x 32 - RZ / + Zub Easy Quick
			➡	→ 12/00; - ABS; Automatikgetriebe		03.0525-0021.3 EQ0021	BDX Ø 180 x 32 - RZ / + Zub Easy Quick
1.6 i	65	09/98→12/00	➡	+ ABS		03.0137-0312.2 650312 03.0520-6420.3 696420	TRW Ø 203 x 38 TRW Ø 203 x 39 + RZ / + Zub TopKit
			➡	- ABS		03.0137-0354.2 650354	BDX Ø 180 x 32 + HEB
			➡	Schaltgetriebe; - ABS		03.0520-4819.3 694819 03.0520-6520.3 696520 03.0525-0021.3 EQ0021	BDX Ø 180 x 32 + RZ / - RZR / + Zub TopKit BDX Ø 180 x 32 + RZ / + Zub TopKit BDX Ø 180 x 32 - RZ / + Zub Easy Quick
			➡	- ABS; Automatikgetriebe		03.0525-0021.3 EQ0021	BDX Ø 180 x 32 - RZ / + Zub Easy Quick
1.9 D	51	09/98→11/01	➡	→Orga 09456; + ABS		03.0137-0312.2 650312 03.0520-6420.3 696420	TRW Ø 203 x 38 TRW Ø 203 x 39 + RZ / + Zub TopKit
			➡	- ABS		03.0137-0354.2 650354 03.0520-4819.3 694819 03.0525-0021.3 EQ0021	BDX Ø 180 x 32 + HEB BDX Ø 180 x 32 + RZ / - RZR / + Zub TopKit BDX Ø 180 x 32 - RZ / + Zub Easy Quick
			➡	Orga 09457→; + ABS		03.0137-0446.2 650446 03.0520-7720.3 697720	Ø 203 x 39 + HEB TRW Ø 203 x 39 + RZ / + Zub TopKit
→							













	kw					! #		
PEUGEOT - 206 Schrägheck (2A/C) 08/98→12/12								
 Bremsbackensatz								
2.0 HDi 90	66	12/99→09/09	➡	→Orga 09456			03.0137-0312.2 650312 03.0520-6420.3 696420	TRW Ø 203 x 38 TRW Ø 203 x 39 + RZ / + Zub TopKit
			➡	Orga 09457→; → 02/09			03.0137-0446.2 650446 03.0520-7720.3 697720	Ø 203 x 39 + HEB TRW Ø 203 x 39 + RZ / + Zub TopKit
 Seilzug, Feststellbremse								
1.0 1.1 i 1.4 CNG 1.4 Flex 1.4 HDi 1.4 HDi eco 70 1.4 i 1.4 LPG 1.9 D 2.0 HDi 90	52 44 55 60 51 50 55 55 51 66	06/01→12/05 09/98→02/07 05/06→09/07 01/06→11/09 09/02→02/07 09/01→04/09 09/98→12/12 05/06→09/07 09/98→11/01 12/99→09/09		→Orga 11108; Trommelbremse; ⚠	2		24.3727-0830.2 580830	L= 1.638
1.1	40	08/98→07/00		09/98→; →Orga 11108; Trommelbremse; ⚠	2		24.3727-0830.2 580830	L= 1.638
1.4 16V 1.6 1.6 16V 1.6 BiFuel 1.6 Flex 1.6 HDi 110 2.0 RC	65 81 79 - 80 80 83 80 130	10/03→02/08 05/05→07/08 07/00→04/09 07/00→04/09 05/05→07/08 05/04→02/07 07/03→12/07		→Orga 11108; Scheibenbremse; ⚠	2		24.3727-0833.2 580833	L= 1.707
1.6 8V	66	05/99→10/03		→ 12/00; Trommelbremse; ⚠	2		24.3727-0830.2 580830	L= 1.638
1.6 i	65	09/98→12/00		Trommelbremse; ⚠	2		24.3727-0830.2 580830	L= 1.638
2.0 S16	99	04/99→10/00		Scheibenbremse; ⚠	2		24.3727-0833.2 580833	L= 1.707
2.0 S16	100	06/99→12/07		10/00→; →Orga 11108; Scheibenbremse; ⚠	2		24.3727-0833.2 580833	L= 1.707
PEUGEOT - 206 Stufenheck 03/07→								
 Radbremszylinder								
1.4 1.4 HDi eco 70	55 50	03/07→ 09/08→	➡	→ 02/09; - ABS	2		24.3219-1112.3 020311	BDX GG
			➡	→ 02/09; - ABS; ⚠			24.3220-1617.3 020244	BDX GG
			➡	→ 02/09; - ABS; ⚠			24.3220-1618.3 020245	BDX GG
			➡	→ 02/09; + ABS	2		24.3220-1717.3 020430	TRW ALU
1.6 16V	80	03/07→	➡	→ 02/09	2		24.3220-1717.3 020430	TRW ALU
Zubehörsatz, Bremsbacken								
1.4 1.4 HDi eco 70	55 50	03/07→ 09/08→	➡	→ 02/09; - ABS			03.0137-9088.2 669088	BDX
			➡	→ 02/09; + ABS			03.0137-9278.2 669278	
1.6 16V	80	03/07→	➡	→ 02/09			03.0137-9278.2 669278	
 Bremstrommel								
1.4 1.4 HDi eco 70	55 50	03/07→ 09/08→	➡	→ 02/09; - ABS			24.0218-0020.1 480074 24.0218-0720.2 480205	Ø 212 x 46 / 181 - RLG / - ABS Ring Ø 212 x 46 / 181 + RLG / - ABS Ring
			➡	→ 02/09; + ABS			24.0220-3029.1 480179 24.0220-3729.2 480217	Ø 244,5 x 42 / 204,5 - RLG / - ABS Ring Ø 244,5 x 42 / 204,5 + RLG / + ABS Ring
1.6 16V	80	03/07→	➡	→ 02/09			24.0220-3013.1 480089	Ø 247 x 46,5 / 204,5 - RLG / - ABS Ring
 Bremsbackensatz								
1.4	55	03/07→	➡	→ 02/09; - ABS			03.0137-0354.2 650354	BDX Ø 180 x 32 + HEB
			➡	→ 02/09; + ABS			03.0137-0446.2 650446 03.0520-7720.3 697720	Ø 203 x 39 + HEB TRW Ø 203 x 39 + RZ / + Zub TopKit
1.4 HDi eco 70	50	09/08→	➡	→ 02/09; - ABS			03.0137-0354.2 650354 03.0520-4819.3 694819 03.0520-6520.3 696520	BDX Ø 180 x 32 + HEB BDX Ø 180 x 32 + RZ / - RZR / + Zub TopKit BDX Ø 180 x 32 + RZ / + Zub TopKit

	kw					! #		
PEUGEOT - 206 Stufenheck 03/07→								
 Bremsbackensatz								
1.4 HDi eco 70	50	09/08→	➡	→ 02/09; - ABS			03.0525-0021.3 EQ0021	BDX Ø 180 x 32 - RZ / + Zub Easy Quick
			➡	→ 02/09; + ABS			03.0137-0446.2 650446 03.0520-7720.3 697720	Ø 203 x 39 + HEB TRW Ø 203 x 39 + RZ / + Zub TopKit
1.6 16V	80	03/07→	➡	→ 02/09			03.0137-0446.2 650446 03.0520-7720.3 697720	Ø 203 x 39 + HEB TRW Ø 203 x 39 + RZ / + Zub TopKit
 Seilzug, Feststellbremse								
1.4	55	03/07→		→Orga 11108; Trommelbremse; ⚠	2	24.3727-0830.2 580830		L= 1.638
1.6 16V	80	03/07→		→Orga 11108; Scheibenbremse; ⚠	2	24.3727-0833.2 580833		L= 1.707
PEUGEOT - 206 SW (2E/K) 07/02→								
 Radbremszylinder								
1.1	44	07/02→02/07	➡		2	24.3220-1717.3 020430		TRW ALU
1.4	55	07/02→02/07						
1.4 Flex	59	01/06→07/08						
1.4 HDi	50	07/02→02/07						
1.4 LPG	55	07/02→02/07						
2.0 HDi	66	07/02→02/07						
Zubehörsatz, Bremsbacken								
1.1	44	07/02→02/07	➡	→Orga 09456			03.0137-9158.2 669158	TRW
1.4	55	07/02→02/07						
1.4 Flex	59	01/06→07/08	➡	Orga 09457→			03.0137-9278.2 669278	
1.4 HDi	50	07/02→02/07						
1.4 LPG	55	07/02→02/07						
2.0 HDi	66	07/02→02/07						
 Bremstrommel								
1.1	44	07/02→02/07	➡	→Orga 10254			24.0220-3013.1 480089	Ø 247 x 46,5 / 204,5 - RLG / - ABS Ring
1.4	55	07/02→02/07						
1.4 Flex	59	01/06→07/08	➡	Orga 10255→			24.0220-3029.1 480179	Ø 244,5 x 42 / 204,5 - RLG / - ABS Ring
1.4 HDi	50	07/02→02/07						
1.4 LPG	55	07/02→02/07						
2.0 HDi	66	07/02→02/07					24.0220-3729.2 480217	Ø 244,5 x 42 / 204,5 + RLG / + ABS Ring
 Bremsbackensatz								
1.1	44	07/02→02/07	➡	→Orga 09456			03.0137-0312.2 650312	TRW Ø 203 x 38
1.4	55	07/02→02/07					03.0520-6420.3 696420	TRW Ø 203 x 39 + RZ / + Zub TopKit
1.4 Flex	59	01/06→07/08						
1.4 HDi	50	07/02→02/07						
1.4 LPG	55	07/02→02/07	➡	Orga 09457→			03.0137-0446.2 650446 03.0520-7720.3 697720	Ø 203 x 39 + HEB TRW Ø 203 x 39 + RZ / + Zub TopKit
2.0 HDi	66	07/02→02/07						
 Seilzug, Feststellbremse								
1.1	44	07/02→02/07		→Orga 11108; Trommelbremse; ⚠	2	24.3727-0830.2 580830		L= 1.638
1.4	55	07/02→02/07						
1.4 Flex	59	01/06→07/08						
1.4 HDi	50	07/02→02/07						
1.4 LPG	55	07/02→02/07						
2.0 HDi	66	07/02→02/07						
1.4 16V	65	10/03→		→Orga 11108; Scheibenbremse; ⚠	2	24.3727-0833.2 580833		L= 1.707
1.6	81	05/05→07/08		→ 05/07; Scheibenbremse; ⚠	2	24.3727-0833.2 580833		L= 1.707
1.6 16V	80	07/02→						
1.6 HDi 110	80	05/04→						
1.6 Flex	81 - 83	05/05→07/08		Scheibenbremse; ⚠	2	24.3727-0833.2 580833		L= 1.707
1.6 LPG	80	07/02→02/07						
2.0 16V	100	07/02→02/07						
PEUGEOT - 206 Van 04/99→03/09								
 Radbremszylinder								
1.1	44	09/02→02/07	➡	- ABS			24.3219-1112.3 020311	BDX GG
			➡	- ABS; ⚠			24.3220-1617.3 020244	BDX GG
			➡	- ABS; ⚠			24.3220-1618.3 020245	BDX GG
			➡	+ ABS			24.3220-1717.3 020430	TRW ALU
1.4 HDi	50	09/01→03/09	➡	→ 02/09; - ABS			24.3219-1112.3 020311	BDX GG
			➡	→ 02/09; - ABS; ⚠			24.3220-1617.3 020244	BDX GG






















	kw			 	! #		
PEUGEOT - 206 Van 04/99→03/09							
 Radbremszylinder							
1.4 HDi	50	09/01→03/09	➡	→ 02/09; - ABS; 	24.3220-1618.3	020245	BDX GG
			➡	→ 02/09; + ABS	24.3220-1717.3	020430	TRW ALU
1.9 D	51	04/99→05/07	➡	- ABS	24.3219-1112.3	020311	BDX GG
			➡	+ ABS	24.3220-1717.3	020430	TRW ALU
Zubehörsatz, Bremsbacken							
1.1 1.9 D	44 51	09/02→02/07 04/99→05/07	➡	- ABS	03.0137-9088.2	669088	BDX
			➡	→Orga 09456; + ABS	03.0137-9158.2	669158	TRW
			➡	Orga 09457→; + ABS	03.0137-9278.2	669278	
1.4 HDi	50	09/01→03/09	➡	→ 02/09; - ABS	03.0137-9088.2	669088	BDX
			➡	→Orga 09456; + ABS	03.0137-9158.2	669158	TRW
			➡	Orga 09457→; → 02/09; + ABS	03.0137-9278.2	669278	
 Bremstrommel							
1.1	44	09/02→02/07	➡	- ABS	24.0218-0020.1	480074	Ø 212 x 46 / 181 - RLG / - ABS Ring
			➡	→Orga 10254; + ABS	24.0220-3013.1	480089	Ø 212 x 46 / 181 + RLG / - ABS Ring
			➡	Orga 10255→; + ABS	24.0220-3029.1	480179	Ø 247 x 46,5 / 204,5 - RLG / - ABS Ring
1.4 HDi	50	09/01→03/09	➡	→ 02/09; - ABS	24.0218-0020.1	480074	Ø 212 x 46 / 181 - RLG / - ABS Ring
			➡	→Orga 10254; + ABS	24.0218-0720.2	480205	Ø 212 x 46 / 181 + RLG / - ABS Ring
			➡	Orga 10255→; → 02/09; + ABS	24.0220-3013.1	480089	Ø 247 x 46,5 / 204,5 - RLG / - ABS Ring
			➡	Orga 10255→; → 02/09; + ABS	24.0220-3029.1	480179	Ø 244,5 x 42 / 204,5 - RLG / - ABS Ring
1.9 D	51	04/99→05/07	➡	- ABS	24.0220-3729.2	480217	Ø 244,5 x 42 / 204,5 - RLG / - ABS Ring
			➡	- ABS	24.0220-3729.2	480217	Ø 244,5 x 42 / 204,5 + RLG / + ABS Ring
			➡	- ABS	24.0218-0020.1	480074	Ø 212 x 46 / 181 - RLG / - ABS Ring
			➡	- ABS	24.0218-0720.2	480205	Ø 212 x 46 / 181 + RLG / - ABS Ring
➡	+ ABS	24.0220-3013.1	480089	Ø 247 x 46,5 / 204,5 - RLG / - ABS Ring			
 Bremsbackensatz							
1.1	44	09/02→02/07	➡	→Orga 09456; + ABS	03.0137-0312.2	650312	TRW Ø 203 x 38
			➡	- ABS	03.0520-6420.3	696420	TRW Ø 203 x 39 + RZ / + Zub TopKit
			➡	- ABS	03.0137-0354.2	650354	BDX Ø 180 x 32 + HEB
			➡	- ABS	03.0520-4819.3	694819	BDX Ø 180 x 32 + RZ / - RZR / + Zub TopKit
1.4 HDi	50	09/01→03/09	➡	→Orga 09456; + ABS	03.0520-6520.3	696520	BDX Ø 180 x 32 + RZ / + Zub TopKit
			➡	→ 02/09; - ABS	03.0525-0021.3	EQ0021	BDX Ø 180 x 32 - RZ / + Zub Easy Quick
			➡	Orga 09457→; + ABS	03.0137-0446.2	650446	Ø 203 x 39 + HEB
			➡	Orga 09457→; + ABS	03.0520-7720.3	697720	TRW Ø 203 x 39 + RZ / + Zub TopKit
→			➡	→Orga 09456; + ABS	03.0137-0312.2	650312	TRW Ø 203 x 38
			➡	→ 02/09; - ABS	03.0520-6420.3	696420	TRW Ø 203 x 39 + RZ / + Zub TopKit
			➡	→ 02/09; - ABS	03.0137-0354.2	650354	BDX Ø 180 x 32 + HEB
			➡	→ 02/09; - ABS	03.0520-4819.3	694819	BDX Ø 180 x 32 + RZ / - RZR / + Zub TopKit
➡	- ABS	03.0520-6520.3	696520	BDX Ø 180 x 32 + RZ / + Zub TopKit			
➡	- ABS	03.0525-0021.3	EQ0021	BDX Ø 180 x 32 - RZ / + Zub Easy Quick			
➡	Orga 09457→; → 02/09; + ABS	03.0137-0446.2	650446	Ø 203 x 39 + HEB			














	kw					! #		
PEUGEOT - 206 Van 04/99→03/09								
 Bremsbackensatz								
1.4 HDi	50	09/01→03/09	➔	Orga 09457→; → 02/09; + ABS			03.0520-7720.3 697720	TRW Ø 203 x 39 + RZ / + Zub TopKit
1.9 D	51	04/99→05/07	➔	→Orga 09456; + ABS			03.0137-0312.2 650312	TRW Ø 203 x 38
			➔	- ABS			03.0520-6420.3 696420	TRW Ø 203 x 39 + RZ / + Zub TopKit
			➔	Orga 09457→; + ABS			03.0137-0354.2 650354 03.0520-4819.3 694819 03.0525-0021.3 EQ0021	BDX Ø 180 x 32 + HEB BDX Ø 180 x 32 + RZ / - RZR / + Zub TopKit BDX Ø 180 x 32 - RZ / + Zub Easy Quick
			➔	Orga 09457→; + ABS			03.0137-0446.2 650446 03.0520-7720.3 697720	Ø 203 x 39 + HEB TRW Ø 203 x 39 + RZ / + Zub TopKit
 Seilzug, Feststellbremse								
1.1 1.4 HDi 1.9 D	44 50 51	09/02→02/07 09/01→03/09 04/99→05/07		→Orga 11108; Trommelbremse; ▾	2		24.3727-0830.2 580830	L= 1.638
PEUGEOT - 206+ (2L_, 2M_) 01/09→08/13								
 Radbremszylinder								
1.1 1.1 LPG 1.4 HDi eco 70 1.4 i	44 44 50 54 - 55	01/09→06/13 04/09→06/13 01/09→06/13 01/09→08/13	➔	für Fahrzeuge mit Bremskraftregler; → 05/13; - ABS	2		24.3219-1112.3 020311	BDX GG
			➔	- ABS; → 05/13; ▣			24.3220-1617.3 020244	BDX GG
			➔	- ABS; → 05/13; ▣			24.3220-1618.3 020245	BDX GG
			➔	+ ABS; → 05/13; für Fahrzeuge mit elektronischer Bremskraftverteilung (EBD)	2		24.3220-1717.3 020430	TRW ALU
Zubehörsatz, Bremsbacken								
1.1 1.1 LPG 1.4 HDi eco 70 1.4 i	44 44 50 54 - 55	01/09→06/13 04/09→06/13 01/09→06/13 01/09→08/13	➔	- ABS; → 05/13			03.0137-9088.2 669088	BDX
			➔	+ ABS; → 05/13; für Fahrzeuge mit elektronischer Bremskraftverteilung (EBD)			03.0137-9278.2 669278	
 Bremstrommel								
1.1 1.1 LPG 1.4 HDi eco 70 1.4 i	44 44 50 54 - 55	01/09→06/13 04/09→06/13 01/09→06/13 01/09→08/13	➔	- ABS; → 05/13			24.0218-0020.1 480074	Ø 212 x 46 / 181 - RLG / - ABS Ring
							24.0218-0720.2 480205	Ø 212 x 46 / 181 + RLG / - ABS Ring
			➔	→ 05/13; + ABS			24.0220-3013.1 480089	Ø 247 x 46,5 / 204,5 - RLG / - ABS Ring
			➔	+ ABS; → 05/13; für Fahrzeuge mit elektronischer Bremskraftverteilung (EBD)			24.0220-3029.1 480179 24.0220-3729.2 480217	Ø 244,5 x 42 / 204,5 - RLG / - ABS Ring Ø 244,5 x 42 / 204,5 + RLG / + ABS Ring
 Bremsbackensatz								
1.1 1.1 LPG 1.4 HDi eco 70 1.4 i	44 44 50 54 - 55	01/09→06/13 04/09→06/13 01/09→06/13 01/09→08/13	➔	- ABS; → 05/13			03.0137-0354.2 650354 03.0520-6520.3 696520	BDX Ø 180 x 32 + HEB BDX Ø 180 x 32 + RZ / + Zub TopKit
			➔	+ ABS; → 05/13; für Fahrzeuge mit elektronischer Bremskraftverteilung (EBD)			03.0137-0446.2 650446 03.0520-7720.3 697720	Ø 203 x 39 + HEB TRW Ø 203 x 39 + RZ / + Zub TopKit
			➔	für Fahrzeuge mit Bremskraftregler; → 05/13; - ABS			03.0520-4819.3 694819	BDX Ø 180 x 32 + RZ / - RZR / + Zub TopKit
 Seilzug, Feststellbremse								
1.1 1.1 LPG 1.4 HDi eco 70 1.4 i	44 44 50 54 - 55	01/09→06/13 04/09→06/13 01/09→06/13 01/09→08/13		→ 05/13; Trommelbremse; ▾	2		24.3727-0830.2 580830	L= 1.638
PEUGEOT - 207 (WA_, WC_) 02/06→12/15								
 Radbremszylinder								
1.4 1.4 HDi	53 50 - 52	02/06→10/13 02/06→12/15	➔	- ABS; → 06/12; ▣			24.3220-1611.3 020238	BDX GG
			➔	- ABS; → 06/12; ▣			24.3220-1612.3 020239	BDX GG
→								


























	kW			 	! #		
PEUGEOT - 207 (WA_, WC_) 02/06→12/15							
 Radbremszylinder							
1.4 1.4 HDi	53 50 - 52	02/06→10/13 02/06→12/15	➡	+ ABS; → 06/12	2	24.3220-1732.3 020514	BOS ALU
1.4 1.4 Bioflex	54 - 55 60	04/06→12/15 08/08→12/14	➡	- ABS; → 06/12; 		24.3220-1611.3 020238	BDX GG
			➡	- ABS; → 06/12; 		24.3220-1612.3 020239	BDX GG
			➡	→ 06/12	2	24.3220-1732.3 020514	BOS ALU
1.4 16V 1.6 HDi	65 - 72 66 - 68	02/06→10/13 02/06→10/13	➡	→ 06/12	2	24.3220-1732.3 020514	BOS ALU
1.4 16V	70	06/07→10/13	➡	08/07→ 06/12	2	24.3220-1732.3 020514	BOS ALU
1.4 BiFuel	54	08/07→12/13	➡	- ABS; 		24.3220-1611.3 020238	BDX GG
			➡	- ABS; 		24.3220-1612.3 020239	BDX GG
			➡		2	24.3220-1732.3 020514	BOS ALU
1.9 D	51	10/08→12/12	➡	Br.trommeldurchm.innen [Zoll]: 8	2	24.3220-1717.3 020430	TRW ALU
2.0 HDi	66	10/08→12/12	➡		2	24.3220-1717.3 020430	TRW ALU
Zubehörsatz, Bremsbacken							
1.4 1.4 16V 1.4 Bioflex 1.4 HDi 1.6 HDi	53 - 55 65 - 72 60 50 - 52 66 - 68	02/06→12/15 02/06→10/13 08/08→12/14 02/06→12/15 02/06→10/13	➡	→ 06/12		03.0137-9228.2 669228	BDX
1.4 16V	70	06/07→10/13	➡	08/07→ 06/12		03.0137-9228.2 669228	BDX
1.4 BiFuel	54	08/07→12/13	➡			03.0137-9228.2 669228	BDX
1.9 D	51	10/08→12/12	➡	Br.trommeldurchm.innen [Zoll]: 7		03.0137-9088.2 669088	BDX
			➡	Br.trommeldurchm.innen [Zoll]: 8		03.0137-9278.2 669278	
2.0 HDi	66	10/08→12/12	➡			03.0137-9278.2 669278	
 Bremstrommel							
1.4 1.4 16V 1.4 Bioflex 1.4 HDi 1.6 HDi	53 - 55 65 - 72 60 50 - 52 66 - 68	02/06→12/15 02/06→10/13 08/08→12/14 02/06→12/15 02/06→10/13	➡	→ 06/12		24.0222-9701.2 480219	Ø 273 x 51 / 230,1 + RLG / + ABS Ring
1.4 16V	70	06/07→10/13	➡	08/07→ 06/12		24.0222-9701.2 480219	Ø 273 x 51 / 230,1 + RLG / + ABS Ring
1.4 BiFuel	54	08/07→12/13	➡			24.0222-9701.2 480219	Ø 273 x 51 / 230,1 + RLG / + ABS Ring
1.9 D	51	10/08→12/12	➡	Br.trommeldurchm.innen [Zoll]: 7		24.0218-0020.1 480074	Ø 212 x 46 / 181 - RLG / - ABS Ring
			➡	Br.trommeldurchm.innen [Zoll]: 8		24.0218-0720.2 480205	Ø 212 x 46 / 181 + RLG / - ABS Ring
			➡			24.0220-3013.1 480089	Ø 247 x 46,5 / 204,5 - RLG / - ABS Ring
2.0 HDi	66	10/08→12/12	➡			24.0220-3013.1 480089	Ø 247 x 46,5 / 204,5 - RLG / - ABS Ring
 Bremsbackensatz							
1.4 1.4 Bioflex 1.4 HDi	53 - 55 60 50 - 52	02/06→12/15 08/08→12/14 02/06→12/15	➡	→ 06/12		03.0137-0491.2 650491	Ø 228 x 42 + HEB
			➡	+ ABS; → 06/12		03.0520-9420.3 699420	BOS Ø 228 x 42 + RZ / + Zub TopKit
1.4 16V 1.6 HDi	65 - 72 66 - 68	02/06→10/13 02/06→10/13	➡	→ 06/12		03.0137-0491.2 650491	Ø 228 x 42 + HEB
			➡			03.0520-9420.3 699420	BOS Ø 228 x 42 + RZ / + Zub TopKit
1.4 16V	70	06/07→10/13	➡	08/07→ 06/12		03.0137-0491.2 650491	Ø 228 x 42 + HEB
			➡			03.0520-9420.3 699420	BOS Ø 228 x 42 + RZ / + Zub TopKit
1.4 BiFuel	54	08/07→12/13	➡			03.0137-0491.2 650491	Ø 228 x 42 + HEB
→							












	kw					! #		
PEUGEOT - 207 (WA_, WC_) 02/06→12/15								
 Bremsbackensatz								
1.4 BiFuel	54	08/07→12/13	➡	+ ABS			03.0520-9420.3 699420	BOS Ø 228 x 42 + RZ / + Zub TopKit
1.9 D	51	10/08→12/12	➡	Br.trommeldurchm.innen [Zoll]: 7			03.0137-0354.2 650354 03.0525-0021.3 EQ0021	BDX Ø 180 x 32 + HEB BDX Ø 180 x 32 - RZ / + Zub Easy Quick
				Br.trommeldurchm.innen [Zoll]: 8			03.0137-0446.2 650446 03.0520-7720.3 697720	Ø 203 x 39 + HEB TRW Ø 203 x 39 + RZ / + Zub TopKit
2.0 HDi	66	10/08→12/12	➡				03.0137-0446.2 650446 03.0520-7720.3 697720	Ø 203 x 39 + HEB TRW Ø 203 x 39 + RZ / + Zub TopKit
 Seilzug, Feststellbremse								
1.4	53 - 55	02/06→12/15		→ 06/12; Trommelbremse; ☑	2	24.3727-0846.2 580846		L= 1.796
1.4 16V	65 - 72	02/06→10/13						
1.4 Bioflex	60	08/08→12/14						
1.4 HDi	50 - 52	02/06→12/15						
1.6 HDi	68	11/09→12/12						
1.4 16V	70	06/07→10/13		08/07→ 06/12; Trommelbremse; ☑	2	24.3727-0846.2 580846		L= 1.796
1.4 BiFuel	54	08/07→12/13		Trommelbremse; ☑	2	24.3727-0846.2 580846		L= 1.796
1.6	81	08/08→12/13		→Orga 11634; Scheibenbremse; ☑	2	24.3727-0845.2 580845		L= 1.905
1.6 16V	79 - 80	02/06→12/13		Orga 11635→; → 06/12; Scheibenbremse; ☑	2	24.3727-0855.2 580855		L= 1.910
1.6 16V RC	128	02/07→12/12						
1.6 16V Turbo	110 - 115	02/06→10/13						
1.6 16V VTi	88	02/07→12/12						
1.6 Flex	83	08/08→12/13						
1.6 HDi	80	02/06→10/13						
1.6 HDi 110	82	08/09→12/12						
1.6 16V VTi	81	09/08→12/12		→Orga 11634; Scheibenbremse; ☑	2	24.3727-0845.2 580845		L= 1.905
				Orga 11635→; Scheibenbremse; ☑	2	24.3727-0855.2 580855		L= 1.910
1.6 HDi	66	02/06→10/13		→Orga 11634; Scheibenbremse; ☑	2	24.3727-0845.2 580845		L= 1.905
				→ 06/12; Trommelbremse; ☑	2	24.3727-0846.2 580846		L= 1.796
				Orga 11635→; → 06/12; Scheibenbremse; ☑	2	24.3727-0855.2 580855		L= 1.910
1.9 D	51	10/08→12/12		Trommelbremse; ☑	2	24.3727-0830.2 580830		L= 1.638
2.0 HDi	66	10/08→12/12						
PEUGEOT - 207 CC (WD_) 02/07→01/15								
 Seilzug, Feststellbremse								
1.6 16V	88	02/07→10/13		→ für DAM-Nummer bis: 1163482; Scheibenbremse; ☑	2	24.3727-0845.2 580845		L= 1.905
1.6 16V Turbo	110 - 115	02/07→12/13						
1.6 HDi	80 - 82	02/07→01/15		für DAM-Nummer ab: 1163582 →; Scheibenbremse; ☑	2	24.3727-0855.2 580855		L= 1.910
PEUGEOT - 207 Kasten/Schrägheck (WA_, WC_) 04/06→								
 Radbremszylinder								
1.4	54	06/07→10/08	➡	- ABS; ☑		24.3220-1611.3 020238		BDX GG
				- ABS; ☑		24.3220-1612.3 020239		BDX GG
				+ ABS		24.3220-1732.3 020514		BOS ALU
1.4 HDi	50	04/07→	➡	- ABS; → 06/12; ☑		24.3220-1611.3 020238		BDX GG
				- ABS; → 06/12; ☑		24.3220-1612.3 020239		BDX GG
				+ ABS; → 06/12		24.3220-1732.3 020514		BOS ALU
1.6 HDi	66 - 68	04/07→03/13	➡	→ 06/12		24.3220-1732.3 020514		BOS ALU
Zubehörsatz, Bremsbacken								
1.4	54	06/07→10/08	➡			03.0137-9228.2 669228		BDX
1.4 HDi	50	04/07→	➡	→ 06/12		03.0137-9228.2 669228		BDX
1.6 HDi	66 - 68	04/07→03/13						
 Bremstrommel								
1.4	54	06/07→10/08	➡			24.0222-9701.2 480219		Ø 273 x 51 / 230,1 + RLG / + ABS Ring
→								



























	kw				! #		
PEUGEOT - 207 Kasten/Schrägheck (WA_, WC_) 04/06→							
 Bremstrommel							
1.4 HDi 1.6 HDi	50 66 - 68	04/07→ 04/07→03/13	➡	→ 06/12		24.0222-9701.2 480219	Ø 273 x 51 / 230,1 + RLG / + ABS Ring
 Bremsbackensatz							
1.4	54	06/07→10/08	➡			03.0137-0491.2 650491	Ø 228 x 42 + HEB
			➡	+ ABS		03.0520-9420.3 699420	BOS Ø 228 x 42 + RZ / + Zub TopKit
1.4 HDi	50	04/07→	➡	→ 06/12		03.0137-0491.2 650491	Ø 228 x 42 + HEB
			➡	+ ABS; → 06/12		03.0520-9420.3 699420	BOS Ø 228 x 42 + RZ / + Zub TopKit
1.6 HDi	66 - 68	04/07→03/13	➡	→ 06/12		03.0137-0491.2 650491 03.0520-9420.3 699420	Ø 228 x 42 + HEB BOS Ø 228 x 42 + RZ / + Zub TopKit
 Seilzug, Feststellbremse							
1.4	54	06/07→10/08		Trommelbremse; 	2	24.3727-0846.2 580846	L= 1.796
1.4 HDi	50	04/07→		→ 06/12; Trommelbremse; 	2	24.3727-0846.2 580846	L= 1.796
1.6 HDi	66 - 68	04/07→03/13		→Orga 11634; Scheibenbremse; 	2	24.3727-0845.2 580845	L= 1.905
				→ 06/12; Trommelbremse; 	2	24.3727-0846.2 580846	L= 1.796
				Orga 11635→; → 06/12; Scheibenbremse; 	2	24.3727-0855.2 580855	L= 1.910
1.6 HDi 1.6 VTi	80 88	04/06→12/12 03/07→12/12		→Orga 11634; Scheibenbremse; 	2	24.3727-0845.2 580845	L= 1.905
				Orga 11635→; Scheibenbremse; 	2	24.3727-0855.2 580855	L= 1.910
PEUGEOT - 207 Stufenheck 12/07→12/14							
 Radbremszylinder							
1.4	54 - 55	12/07→12/12	➡	- ABS; → 06/12; 		24.3220-1611.3 020238	BDX GG
1.4 Flex	60	11/08→12/14	➡	- ABS; → 06/12; 		24.3220-1612.3 020239	BDX GG
			➡	→ 06/12	2	24.3220-1732.3 020514	BOS ALU
1.9 XSD	51	12/07→12/12	➡	Br.trommeldurchm.innen [Zoll]: 8	2	24.3220-1717.3 020430	TRW ALU
2.0 HDi	66	12/07→12/12	➡		2	24.3220-1717.3 020430	TRW ALU
Zubehörsatz, Bremsbacken							
1.4	54 - 55	12/07→12/12	➡	→ 06/12		03.0137-9228.2 669228	BDX
1.4 Flex	60	11/08→12/14					
1.9 XSD	51	12/07→12/12	➡	Br.trommeldurchm.innen [Zoll]: 7		03.0137-9088.2 669088	BDX
			➡	Br.trommeldurchm.innen [Zoll]: 8		03.0137-9278.2 669278	
2.0 HDi	66	12/07→12/12	➡			03.0137-9278.2 669278	
 Bremstrommel							
1.4	54 - 55	12/07→12/12	➡	→ 06/12		24.0222-9701.2 480219	Ø 273 x 51 / 230,1 + RLG / + ABS Ring
1.4 Flex	60	11/08→12/14					
1.9 XSD	51	12/07→12/12	➡	Br.trommeldurchm.innen [Zoll]: 7		24.0218-0020.1 480074	Ø 212 x 46 / 181 - RLG / - ABS Ring
						24.0218-0720.2 480205	Ø 212 x 46 / 181 + RLG / - ABS Ring
			➡	Br.trommeldurchm.innen [Zoll]: 8		24.0220-3013.1 480089	Ø 247 x 46,5 / 204,5 - RLG / - ABS Ring
2.0 HDi	66	12/07→12/12	➡			24.0220-3013.1 480089	Ø 247 x 46,5 / 204,5 - RLG / - ABS Ring
 Bremsbackensatz							
1.4	54 - 55	12/07→12/12	➡	→ 06/12		03.0137-0491.2 650491	Ø 228 x 42 + HEB
1.4 Flex	60	11/08→12/14	➡	+ ABS; → 06/12		03.0520-9420.3 699420	BOS Ø 228 x 42 + RZ / + Zub TopKit
1.9 XSD	51	12/07→12/12	➡	Br.trommeldurchm.innen [Zoll]: 7		03.0137-0354.2 650354	BDX Ø 180 x 32 + HEB
						03.0525-0021.3 EQ0021	BDX Ø 180 x 32 - RZ / + Zub Easy Quick
			➡	Br.trommeldurchm.innen [Zoll]: 8		03.0137-0446.2 650446	Ø 203 x 39 + HEB
						03.0520-7720.3 697720	TRW Ø 203 x 39 + RZ / + Zub TopKit
2.0 HDi →	66	12/07→12/12	➡			03.0137-0446.2 650446	Ø 203 x 39 + HEB

	kw					! #		
PEUGEOT - 207 Stufenheck 12/07→12/14								
 Bremsbackensatz								
2.0 HDi	66	12/07→12/12	➔				03.0520-7720.3 697720	TRW Ø 203 x 39 + RZ / + Zub TopKit
 Seilzug, Feststellbremse								
1.4	54 - 55	12/07→12/12		→ 06/12; Trommelbremse; ⚠	2	24.3727-0846.2 580846		L= 1.796
1.4 Flex	60	11/08→12/14						
1.6 Bioflex	83	01/08→12/13		→Orga 11634; Scheibenbremse; ⚠	2	24.3727-0845.2 580845		L= 1.905
				Orga 11635→; → 06/12; Scheibenbremse; ⚠	2	24.3727-0855.2 580855		L= 1.910
1.9 XSD	51	12/07→12/12		Trommelbremse; ⚠	2	24.3727-0830.2 580830		L= 1.638
2.0 HDi	66	12/07→12/12						
PEUGEOT - 207 SW (WK_) 02/07→12/13								
 Radbremszylinder								
1.4	54	06/07→12/12	➔	- ABS; ☐		24.3220-1611.3 020238		BDX GG
1.4 Flex	59	08/08→01/13						
1.4 LPG	54	08/07→12/12	➔	- ABS; ☐		24.3220-1612.3 020239		BDX GG
1.6 HDi	66	06/07→12/12	➔	+ ABS	2	24.3220-1732.3 020514		BOS ALU
1.4 16V	72	11/09→12/12	➔	+ ABS	2	24.3220-1732.3 020514		BOS ALU
1.6 HDi	68	11/09→12/12						
2.0 HDi	66	10/08→12/12	➔		2	24.3220-1717.3 020430		TRW ALU
Zubehörsatz, Bremsbacken								
1.4	54	06/07→12/12	➔			03.0137-9228.2 669228		BDX
1.4 16V	72	11/09→12/12						
1.4 Flex	59	08/08→01/13						
1.4 LPG	54	08/07→12/12						
1.6 HDi	66 - 68	06/07→12/12						
1.4 16V	70	06/07→10/13	➔	→ 07/13		03.0137-9228.2 669228		BDX
2.0 HDi	66	10/08→12/12	➔			03.0137-9278.2 669278		
 Bremstrommel								
1.4	54	06/07→12/12	➔			24.0222-9701.2 480219		Ø 273 x 51 / 230,1 + RLG / + ABS Ring
1.4 16V	72	11/09→12/12						
1.4 Flex	59	08/08→01/13						
1.4 LPG	54	08/07→12/12						
1.6 HDi	66 - 68	06/07→12/12						
1.4 16V	70	06/07→10/13	➔	→ 07/13		24.0222-9701.2 480219		Ø 273 x 51 / 230,1 + RLG / + ABS Ring
2.0 HDi	66	10/08→12/12	➔			24.0220-3013.1 480089		Ø 247 x 46,5 / 204,5 - RLG / - ABS Ring
 Bremsbackensatz								
1.4	54	06/07→12/12	➔			03.0137-0491.2 650491		Ø 228 x 42 + HEB
1.4 16V	72	11/09→12/12						
1.4 Flex	59	08/08→01/13	➔	+ ABS		03.0520-9420.3 699420		BOS Ø 228 x 42 + RZ / + Zub TopKit
1.4 LPG	54	08/07→12/12						
1.6 HDi	66 - 68	06/07→12/12						
1.4 16V	70	06/07→10/13	➔	→ 07/13		03.0137-0491.2 650491		Ø 228 x 42 + HEB
			➔	→ 07/13; + ABS		03.0520-9420.3 699420		BOS Ø 228 x 42 + RZ / + Zub TopKit
2.0 HDi	66	10/08→12/12	➔			03.0137-0446.2 650446 03.0520-7720.3 697720		Ø 203 x 39 + HEB TRW Ø 203 x 39 + RZ / + Zub TopKit
 Seilzug, Feststellbremse								
1.4	54	06/07→12/12		Trommelbremse; ⚠	2	24.3727-0846.2 580846		L= 1.796
1.4 16V	72	11/09→12/12						
1.4 Flex	59	08/08→01/13						
1.4 LPG	54	08/07→12/12						
1.4 16V	70	06/07→10/13		→ 07/13; Trommelbremse; ⚠	2	24.3727-0846.2 580846		L= 1.796
1.6	81	08/08→12/12		→Orga 11634; Scheibenbremse; ⚠	2	24.3727-0845.2 580845		L= 1.905
1.6 Flex	83	08/08→12/13		Orga 11635→; → 06/12; Scheibenbremse; ⚠	2	24.3727-0855.2 580855		L= 1.910
1.6 16V	88	06/07→10/13		→Orga 11634; Scheibenbremse; ⚠	2	24.3727-0845.2 580845		L= 1.905
1.6 HDi	82	08/09→10/13		Orga 11635→; → 07/13; Scheibenbremse; ⚠	2	24.3727-0855.2 580855		L= 1.910
➔								

























	kw					! #		
PEUGEOT - 207 SW (WK_) 02/07→12/13								
 Seilzug, Feststellbremse								
1.6 16V RC	128	02/07→12/12		11/07→; →Orga 11634; Scheibenbremse; 	2	24.3727-0845.2	580845	L= 1.905
				Orga 11635→; Scheibenbremse; 	2	24.3727-0855.2	580855	L= 1.910
1.6 16V Turbo	110	02/07→12/12		→Orga 11634; Scheibenbremse; 	2	24.3727-0845.2	580845	L= 1.905
1.6 HDi	68 - 80	06/07→12/12		Orga 11635→; Scheibenbremse; 	2	24.3727-0855.2	580855	L= 1.910
1.6 HDi	66	06/07→12/12		→Orga 11634; Scheibenbremse; 	2	24.3727-0845.2	580845	L= 1.905
				Trommelbremse; 	2	24.3727-0846.2	580846	L= 1.796
				Orga 11635→; Scheibenbremse; 	2	24.3727-0855.2	580855	L= 1.910
2.0 HDi	66	10/08→12/12		Trommelbremse; 	2	24.3727-0830.2	580830	L= 1.638
PEUGEOT - 207 SW Kasten/Kombi (WK_) 08/07→12/12								
 Radbremszylinder								
1.6 HDi	66	08/07→12/12	➡	- ABS; 		24.3220-1611.3	020238	BDX GG
			➡	- ABS; 		24.3220-1612.3	020239	BDX GG
			➡	+ ABS		24.3220-1732.3	020514	BOS ALU
Zubehörsatz, Bremsbacken								
1.6 HDi	66	08/07→12/12	➡			03.0137-9228.2	669228	BDX
 Bremsstrommel								
1.6 HDi	66	08/07→12/12	➡			24.0222-9701.2	480219	Ø 273 x 51 / 230,1 + RLG / + ABS Ring
 Bremsbackensatz								
1.6 HDi	66	08/07→12/12	➡			03.0137-0491.2	650491	Ø 228 x 42 + HEB
			➡	+ ABS		03.0520-9420.3	699420	BOS Ø 228 x 42 + RZ / + Zub TopKit
 Seilzug, Feststellbremse								
1.6 HDi	66 - 80	08/07→12/12		→Orga 11634; Scheibenbremse; 	2	24.3727-0845.2	580845	L= 1.905
				Orga 11635→; Scheibenbremse; 	2	24.3727-0855.2	580855	L= 1.910
PEUGEOT - 208 I (CA_, CC_) 03/12→								
 Radbremszylinder								
1.0	50	03/12→	➡	Br.trommeldurchm.innen [Zoll]: 9	2	24.3220-1732.3	020514	BOS ALU
1.2 GPL	60	06/15→						
1.2 PureTech 82	61	03/18→	➡	Br.trommeldurchm.innen [Zoll]: 8	2	24.3220-1743.3	020556	ALU
1.2 THP 110	81	01/13→						
1.2 VTi 68 / PureTech 68	50	08/16→						
1.2 VTi 82	60	03/12→						
1.4 GPL	70	10/13→						
1.4 HDi	50	03/12→						
1.4 VTi	70	03/12→						
1.5 BlueHDi 100	75	05/18→						
1.6	85 - 115	03/12→						
1.6 BlueHDi 100	73	01/15→						
1.6 BlueHDi 120	88	11/13→						
1.6 e-HDi	82	07/15→						
1.6 HDi	68 - 85	03/12→						
1.6 HDi / BlueHDi 75	55	01/13→						
1.6 THP 165	121	03/15→						
Zubehörsatz, Bremsbacken								
1.0	50	03/12→	➡	Br.trommeldurchm.innen [Zoll]: 9		03.0137-9228.2	669228	BDX
1.2 GPL	60	06/15→						
1.2 PureTech 82	61	03/18→	➡	Br.trommeldurchm.innen [Zoll]: 8		03.0137-9281.2	669281	
1.2 THP 110	81	01/13→						
1.2 VTi 68 / PureTech 68	50	08/16→						
1.2 VTi 82	60	03/12→						
1.4 GPL	70	10/13→						
1.4 HDi	50	03/12→						
1.4 VTi	70	03/12→						
1.5 BlueHDi 100	75	05/18→						
1.6	85 - 115	03/12→						
1.6 BlueHDi 100	73	01/15→						
1.6 BlueHDi 120	88	11/13→						
1.6 e-HDi	82	07/15→						
➔								









	kw			 	! #		
PEUGEOT - 208 I (CA_, CC_) 03/12→							
Zubehörsatz, Bremsbacken							
1.6 HDi	68 - 85	03/12→	➔	Br.trommeldurchm.innen [Zoll]: 9		03.0137-9228.2 669228	BDX
1.6 HDi / BlueHDi 75	55	01/13→	➔	Br.trommeldurchm.innen [Zoll]: 8		03.0137-9281.2 669281	
1.6 THP 165	121	03/15→					
 Bremstrommel							
1.0	50	03/12→	➔	Br.trommeldurchm.innen [Zoll]: 9		24.0222-9701.2 480219	Ø 273 x 51 / 230,1 + RLG / + ABS Ring
1.2 GPL	60	06/15→					
1.2 PureTech 82	61	03/18→					
1.2 THP 110	81	01/13→					
1.2 VTi 68 / PureTech 68	50	08/16→					
1.2 VTi 82	60	03/12→					
1.4 GPL	70	10/13→					
1.4 HDi	50	03/12→					
1.4 VTi	70	03/12→					
1.5 BlueHDi 100	75	05/18→					
1.6	85 - 115	03/12→					
1.6 BlueHDi 100	73	01/15→					
1.6 BlueHDi 120	88	11/13→					
1.6 e-HDi	82	07/15→					
1.6 HDi	68 - 85	03/12→					
1.6 HDi / BlueHDi 75	55	01/13→					
1.6 THP 165	121	03/15→					
 Bremsbackensatz							
1.0	50	03/12→	➔	→Orga 14482; Br.trommeldurchm.innen [Zoll]: 9		03.0137-0491.2 650491	Ø 228 x 42 + HEB
1.2 GPL	60	06/15→				03.0520-9420.3 699420	BOS Ø 228 x 42 + RZ / + Zub TopKit
1.2 THP 110	81	01/13→					
1.2 VTi 82	60	03/12→					
1.4 GPL	70	10/13→	➔			03.0137-0504.2 650504	BOS Ø 203 x 39 + HEB
1.4 HDi	50	03/12→	➔	Orga 14483→; Br.trommeldurchm.innen [Zoll]: 9		03.0137-0542.2 650542	Ø 228 x 42 + HEB
1.4 VTi	70	03/12→					
1.6	85 - 115	03/12→	➔	Br.trommeldurchm.innen [Zoll]: 8		03.0520-9720.3 699720	BOS Ø 203 x 39 + RZ / + Zub TopKit
1.6 BlueHDi 100	73	01/15→					
1.6 BlueHDi 120	88	11/13→					
1.6 e-HDi	82	07/15→					
1.6 HDi	68 - 85	03/12→					
1.6 HDi / BlueHDi 75	55	01/13→					
1.6 THP 165	121	03/15→					
1.2 PureTech 82	61	03/18→	➔	→Orga 14482; Br.trommeldurchm.innen [Zoll]: 9		03.0137-0491.2 650491	Ø 228 x 42 + HEB
1.2 VTi 68 / PureTech 68	50	08/16→				03.0520-9420.3 699420	BOS Ø 228 x 42 + RZ / + Zub TopKit
1.5 BlueHDi 100	75	05/18→					
			➔	Br.trommeldurchm.innen [Zoll]: 8		03.0137-0504.2 650504	BOS Ø 203 x 39 + HEB
			➔	Orga 14483→; Br.trommeldurchm.innen [Zoll]: 9		03.0520-9720.3 699720	BOS Ø 203 x 39 + RZ / + Zub TopKit
			➔	Orga 14483→; Br.trommeldurchm.innen [Zoll]: 9		03.0137-0542.2 650542	Ø 228 x 42 + HEB
 Seilzug, Feststellbremse							
1.0	50	03/12→		Trommelbremse; Br.trommeldurchm.innen [Zoll]: 9; →Orga 14573; ⚠	2	24.3727-0846.2 580846	L= 1.796
1.2 GPL	60	06/15→					
1.2 PureTech 82	61	03/18→					
1.2 THP 110	81	01/13→					
1.2 VTi 68 / PureTech 68	50	08/16→					
1.2 VTi 82	60	03/12→					
1.4 GPL	70	10/13→					
1.4 HDi	50	03/12→					
1.4 VTi	70	03/12→					
1.5 BlueHDi 100	75	05/18→					
1.6	85 - 115	03/12→					
1.6 BlueHDi 100	73	01/15→					
1.6 BlueHDi 120	88	11/13→					
1.6 e-HDi	82	07/15→					
1.6 GTi	147 - 153	08/12→					
1.6 HDi	68 - 85	03/12→					
1.6 HDi / BlueHDi 75	55	01/13→					
1.6 THP 165	121	03/15→					
PEUGEOT - 208 II (UB_, UP_, UW_, UJ_) 06/19→							
 Radbremszylinder							
1.2 PureTech 100	74	06/19→	➔		2	24.3220-1743.3 020556	ALU
1.2 PureTech 130	96	06/19→					








	kw					! #		
PEUGEOT - 208 II (UB_, UP_, UW_, UJ_) 06/19→								
 Radbremsszylinder								
1.2 PureTech 75	55	06/19→	➔			2	24.3220-1743.3 020556	ALU
1.2 VTi 82	60	06/19→						
1.5 BlueHDi 100	75	06/19→						
1.5 BlueHDi 130	96	09/19→						
1.6 HDi 90	68	10/19→						
1.6 VTi 115	85	11/19→						
PEUGEOT - 208 Kasten/Schrägheck (CR_) 10/12→								
 Radbremsszylinder								
1.2 VTi 68 / PureTech 68	50	06/15→	➔	Br.trommeldurchm.innen [Zoll]: 9		2	24.3220-1732.3 020514	BOS ALU
1.5 BlueHDi 100	75	05/18→	➔	Br.trommeldurchm.innen [Zoll]: 8		2	24.3220-1743.3 020556	ALU
1.2 VTi 82 / PureTech 82	60	06/15→	➔	Br.trommeldurchm.innen [Zoll]: 9			24.3220-1732.3 020514	BOS ALU
1.4 HDi 68	50	10/12→						
1.6 Blue HDi 100	73	06/15→	➔	Br.trommeldurchm.innen [Zoll]: 8			24.3220-1743.3 020556	ALU
1.6 BlueHDi 75	55	04/15→						
1.6 HDi 92	68	03/14→						
Zubehörsatz, Bremsbacken								
1.2 VTi 68 / PureTech 68	50	06/15→	➔	Br.trommeldurchm.innen [Zoll]: 9			03.0137-9228.2 669228	BDX
1.2 VTi 82 / PureTech 82	60	06/15→						
1.4 HDi 68	50	10/12→	➔	Br.trommeldurchm.innen [Zoll]: 8			03.0137-9281.2 669281	
1.5 BlueHDi 100	75	05/18→						
1.6 Blue HDi 100	73	06/15→						
1.6 BlueHDi 75	55	04/15→						
1.6 HDi 92	68	03/14→						
 Bremstrommel								
1.2 VTi 68 / PureTech 68	50	06/15→	➔	Br.trommeldurchm.innen [Zoll]: 9			24.0222-9701.2 480219	Ø 273 x 51 / 230,1 + RLG / + ABS Ring
1.2 VTi 82 / PureTech 82	60	06/15→						
1.4 HDi 68	50	10/12→						
1.5 BlueHDi 100	75	05/18→						
1.6 Blue HDi 100	73	06/15→						
1.6 BlueHDi 75	55	04/15→						
1.6 HDi 92	68	03/14→						
 Bremsbackensatz								
1.2 VTi 68 / PureTech 68	50	06/15→	➔	→Orga 14482; Br.trommeldurchm.innen [Zoll]: 9			03.0137-0491.2 650491	Ø 228 x 42 + HEB
1.5 BlueHDi 100	75	05/18→					03.0520-9420.3 699420	BOS Ø 228 x 42 + RZ / + Zub TopKit
			➔	Br.trommeldurchm.innen [Zoll]: 8			03.0137-0504.2 650504	BOS Ø 203 x 39 + HEB
							03.0520-9720.3 699720	BOS Ø 203 x 39 + RZ / + Zub TopKit
			➔	Orga 14483→; Br.trommeldurchm.innen [Zoll]: 9			03.0137-0542.2 650542	Ø 228 x 42 + HEB
1.2 VTi 82 / PureTech 82	60	06/15→	➔	→Orga 14482; Br.trommeldurchm.innen [Zoll]: 9			03.0137-0491.2 650491	Ø 228 x 42 + HEB
1.4 HDi 68	50	10/12→					03.0520-9420.3 699420	BOS Ø 228 x 42 + RZ / + Zub TopKit
1.6 Blue HDi 100	73	06/15→						
1.6 BlueHDi 75	55	04/15→	➔				03.0137-0504.2 650504	BOS Ø 203 x 39 + HEB
1.6 HDi 92	68	03/14→						
			➔	Orga 14483→; Br.trommeldurchm.innen [Zoll]: 9			03.0137-0542.2 650542	Ø 228 x 42 + HEB
			➔	Br.trommeldurchm.innen [Zoll]: 8			03.0520-9720.3 699720	BOS Ø 203 x 39 + RZ / + Zub TopKit
 Seilzug, Feststellbremse								
1.2 VTi 68 / PureTech 68	50	06/15→		Trommelbremse;		2	24.3727-0846.2 580846	L= 1.796
1.2 VTi 82 / PureTech 82	60	06/15→		Br.trommeldurchm.innen [Zoll]: 9;				
1.4 HDi 68	50	10/12→		→Orga 14573; ☐				
1.5 BlueHDi 100	75	05/18→						
1.6 Blue HDi 100	73	06/15→						
1.6 BlueHDi 75	55	04/15→						
1.6 HDi 92	68	03/14→						
PEUGEOT - 301 11/12→								
 Radbremsszylinder								
1.2 PureTech 82	61	02/18→	➔	Br.trommeldurchm.innen [Zoll]: 9		2	24.3220-1732.3 020514	BOS ALU
1.5 BlueHDi 100	75	05/18→	➔	Br.trommeldurchm.innen [Zoll]: 8		2	24.3220-1743.3 020556	ALU
1.2 VTi 72	53	11/12→	➔	→Orga 14692; - ABS; ☐			24.3220-1617.3 020244	BDX GG
1.2 VTi 82	60	12/14→						
1.6 BlueHDi 100	73	04/14→	➔	→Orga 14692; - ABS; ☐			24.3220-1618.3 020245	BDX GG
1.6 HDi 90	68	11/12→	➔	Orga 14693→;		2	24.3220-1732.3 020514	BOS ALU
1.6 LPG	85	07/14→		Br.trommeldurchm.innen [Zoll]: 9				
1.6 VTi 115	85	11/12→/10/17	➔	Orga 14693→;		2	24.3220-1743.3 020556	ALU
				Br.trommeldurchm.innen [Zoll]: 8				








	kw			 	! #		
PEUGEOT - 301 11/12→							
 Radbremszylinder							
1.2 VTi 72 1.2 VTi 82 1.6 BlueHDi 100 1.6 HDi 90 1.6 LPG 1.6 VTi 115	53 60 73 68 85 85	11/12→ 12/14→ 04/14→ 11/12→ 07/14→ 11/12→10/17	➔	→Orga 14692; + ABS	2	24.3220-1743.3 020556	ALU
Zubehörsatz, Bremsbacken							
1.2 PureTech 82 1.2 VTi 72 1.2 VTi 82 1.5 BlueHDi 100 1.6 BlueHDi 100 1.6 HDi 90 1.6 LPG 1.6 VTi 115	61 53 60 75 73 68 85 85	02/18→ 11/12→ 12/14→ 05/18→ 04/14→ 11/12→ 07/14→ 11/12→10/17	➔	Br.trommeldurchm.innen [Zoll]: 9		03.0137-9228.2 669228	BDX
			➔	Br.trommeldurchm.innen [Zoll]: 8		03.0137-9281.2 669281	
 Bremstrommel							
1.2 PureTech 82 1.2 VTi 72 1.2 VTi 82 1.5 BlueHDi 100 1.6 BlueHDi 100 1.6 HDi 90 1.6 LPG 1.6 VTi 115	61 53 60 75 73 68 85 85	02/18→ 11/12→ 12/14→ 05/18→ 04/14→ 11/12→ 07/14→ 11/12→10/17	➔	Br.trommeldurchm.innen [Zoll]: 9		24.0222-9701.2 480219	Ø 273 x 51 / 230,1 + RLG / + ABS Ring
 Bremsbackensatz							
1.2 PureTech 82 1.5 BlueHDi 100	61 75	02/18→ 05/18→	➔	Br.trommeldurchm.innen [Zoll]: 8		03.0137-0504.2 650504 03.0520-9720.3 699720	BOS Ø 203 x 39 + HEB BOS Ø 203 x 39 + RZ / + Zub TopKit
			➔	Br.trommeldurchm.innen [Zoll]: 9		03.0137-0542.2 650542	Ø 228 x 42 + HEB
1.2 VTi 72 1.2 VTi 82 1.6 BlueHDi 100 1.6 HDi 90 1.6 LPG 1.6 VTi 115	53 60 73 68 85 85	11/12→ 12/14→ 04/14→ 11/12→ 07/14→ 11/12→10/17	➔	Orga 14693→; Br.trommeldurchm.innen [Zoll]: 8		03.0137-0504.2 650504 03.0520-9720.3 699720	BOS Ø 203 x 39 + HEB BOS Ø 203 x 39 + RZ / + Zub TopKit
			➔	→Orga 14692; + ABS		03.0137-0504.2 650504 03.0520-9720.3 699720	BOS Ø 203 x 39 + HEB BOS Ø 203 x 39 + RZ / + Zub TopKit
			➔	Orga 14693→; Br.trommeldurchm.innen [Zoll]: 9		03.0137-0542.2 650542	Ø 228 x 42 + HEB
PEUGEOT - 306 (7B, N3, N5) 04/93→10/03							
 Radbremszylinder							
1.1	44	06/94→05/01	➔	→ 04/97; - ABS; <input type="checkbox"/>		24.3220-1615.3 020242 24.3220-1617.3 020244	TRW GG BDX GG
			➔	→ 04/97; - ABS; <input type="checkbox"/>		24.3220-1616.3 020243 24.3220-1618.3 020245	TRW GG BDX GG
			➔	→ 08/95; + ABS	2	24.3220-1619.3 020246	TRW GG
			➔	→ 04/97; + ABS	2	24.3220-1702.3 020375	BDX GG
			➔	09/95→; →Orga 08729; + ABS	2	24.3220-1711.3 020409	TRW GG
1.4 SL 1.6 SR 1.9 SLD	55 65 50	06/94→05/01 06/94→10/00 06/94→05/01	➔	10/94→; - ABS; <input type="checkbox"/>		24.3220-1615.3 020242 24.3220-1617.3 020244	TRW GG BDX GG
			➔	10/94→; - ABS; <input type="checkbox"/>		24.3220-1616.3 020243 24.3220-1618.3 020245	TRW GG BDX GG
			➔	10/94→ 08/95; + ABS	2	24.3220-1619.3 020246	TRW GG
			➔	10/94→; + ABS	2	24.3220-1702.3 020375	BDX GG
			➔	09/95→; →Orga 08729; + ABS	2	24.3220-1711.3 020409	TRW GG
			➔	Orga 08730→; + ABS	2	24.3220-1717.3 020430	TRW ALU
1.6	72	10/00→05/01	➔	- ABS; <input type="checkbox"/>		24.3220-1615.3 020242 24.3220-1617.3 020244	TRW GG BDX GG
			➔	- ABS; <input type="checkbox"/>		24.3220-1616.3 020243 24.3220-1618.3 020245	TRW GG BDX GG
			➔	Orga 08730→; + ABS	2	24.3220-1717.3 020430	TRW ALU
1.8	74	06/94→05/01	➔	- ABS; <input type="checkbox"/>		24.3220-1615.3 020242 24.3220-1617.3 020244	TRW GG BDX GG
			➔	- ABS; <input type="checkbox"/>		24.3220-1616.3 020243 24.3220-1618.3 020245	TRW GG BDX GG
→							










	kw			 	! #		
PEUGEOT - 306 (7B, N3, N5) 04/93→10/03							
 Radbremszylinder							
1.8	74	06/94→05/01	➡	→ 08/95; + ABS	2	24.3220-1619.3 020246	TRW GG
			➡	+ ABS	2	24.3220-1702.3 020375	BDX GG
			➡	→Orga 08729; + ABS	2	24.3220-1711.3 020409	TRW GG
			➡	Orga 08730→; + ABS	2	24.3220-1717.3 020430	TRW ALU
1.8 ST 1.9 SLD	74 47	06/94→05/01 06/94→05/01	➡	- ABS; 		24.3220-1615.3 020242	TRW GG
			➡	- ABS; 		24.3220-1617.3 020244	BDX GG
			➡	- ABS; 		24.3220-1616.3 020243	TRW GG
			➡	→ 08/95; + ABS	2	24.3220-1618.3 020245	BDX GG
			➡	+ ABS	2	24.3220-1619.3 020246	TRW GG
			➡	09/95→; →Orga 08729; + ABS	2	24.3220-1702.3 020375	BDX GG
			➡	Orga 08730→; + ABS	2	24.3220-1711.3 020409	TRW GG
			➡	Orga 08730→; + ABS	2	24.3220-1717.3 020430	TRW ALU
1.9 D	51 - 55	03/98→05/01	➡	- ABS; 		24.3220-1615.3 020242	TRW GG
			➡	- ABS; 		24.3220-1617.3 020244	BDX GG
			➡	- ABS; 		24.3220-1616.3 020243	TRW GG
			➡	+ ABS	2	24.3220-1618.3 020245	BDX GG
			➡	→Orga 08729; + ABS	2	24.3220-1702.3 020375	BDX GG
			➡	Orga 08730→; + ABS	2	24.3220-1711.3 020409	TRW GG
			➡	Orga 08730→; + ABS	2	24.3220-1717.3 020430	TRW ALU
1.9 D	68	02/94→12/97	➡	10/94→; - ABS; 		24.3220-1615.3 020242	TRW GG
			➡	- ABS; für Fahrzeuge ohne verstärktes Fahrwerk; Türenanzahl: 5; 		24.3220-1617.3 020244	BDX GG
			➡	- ABS; für Fahrzeuge ohne verstärktes Fahrwerk; Türenanzahl: 5; 		24.3220-1615.3 020242	TRW GG
			➡	- ABS; für Fahrzeuge ohne verstärktes Fahrwerk; Türenanzahl: 5; 		24.3220-1617.3 020244	BDX GG
			➡	10/94→; - ABS; 		24.3220-1616.3 020243	TRW GG
			➡	10/94→; - ABS; 		24.3220-1618.3 020245	BDX GG
			➡	10/94→ 08/95; + ABS	2	24.3220-1616.3 020243	TRW GG
			➡	→ 08/95; + ABS	2	24.3220-1618.3 020245	BDX GG
			➡	+ ABS; für Fahrzeuge ohne verstärktes Fahrwerk	2	24.3220-1619.3 020246	TRW GG
			➡	10/94→; + ABS	2	24.3220-1702.3 020375	BDX GG
			➡	- ABS; für Fahrzeuge mit verstärktem Fahrwerk; Türenanzahl: 3	2	24.3220-1702.3 020375	BDX GG
			➡	09/95→; →Orga 08729	2	24.3220-1702.3 020375	BDX GG
			➡	Orga 08730→	2	24.3220-1711.3 020409	TRW GG
			➡	Orga 08730→	2	24.3220-1717.3 020430	TRW ALU
1.9 SRDT	66	06/94→05/01	➡	10/94→; - ABS; 		24.3220-1615.3 020242	TRW GG
			➡	10/94→; - ABS; 		24.3220-1617.3 020244	BDX GG
			➡	10/94→; - ABS; 		24.3220-1616.3 020243	TRW GG
			➡	10/94→; - ABS; 		24.3220-1618.3 020245	BDX GG
			➡	10/94→ 08/95; + ABS	2	24.3220-1619.3 020246	TRW GG
			➡	10/94→; + ABS	2	24.3220-1702.3 020375	BDX GG
			➡	09/95→; →Orga 08729	2	24.3220-1711.3 020409	TRW GG
			➡	Orga 08730→	2	24.3220-1717.3 020430	TRW ALU
Zubehörsatz, Bremsbacken							
1.1	44	06/94→05/01	➡	→ 04/97; - ABS		03.0137-9086.2 669086	BDX
			➡	09/95→ 04/97; + ABS		03.0137-9175.2 669175	TRW
			➡	→ 08/95; + ABS		03.0137-9158.2 669158	TRW
			➡	→ 04/97; + ABS		03.0137-9175.2 669175	TRW
			➡	→ 04/97; + ABS		03.0137-9228.2 669228	BDX
1.4 SL 1.6 SR 1.9 SLD	55 65 50	06/94→05/01 06/94→10/00 06/94→05/01	➡	10/94→; - ABS		03.0137-9086.2 669086	BDX
			➡	09/95→; + ABS		03.0137-9175.2 669175	TRW
			➡	10/94→ 08/95; + ABS		03.0137-9158.2 669158	TRW
			➡	10/94→; + ABS		03.0137-9175.2 669175	TRW
			➡	10/94→; + ABS		03.0137-9228.2 669228	BDX
→							











	kw			 	! #					
PEUGEOT - 306 (7B, N3, N5) 04/93→10/03										
Zubehörsatz, Bremsbacken										
1.6	72	10/00→05/01	➡	- ABS	03.0137-9086.2 669086	BDX				
			➡	+ ABS	03.0137-9175.2 669175	TRW				
			➡	+ ABS	03.0137-9158.2 669158	TRW				
1.8	74	06/94→05/01	➡	- ABS	03.0137-9086.2 669086	BDX				
			➡	+ ABS	03.0137-9175.2 669175	TRW				
			➡	+ ABS	03.0137-9158.2 669158	TRW				
			➡	→ 08/95; + ABS	03.0137-9228.2 669228	BDX				
1.8 ST 1.9 SLD	74 47	06/94→05/01 06/94→05/01	➡	- ABS	03.0137-9086.2 669086	BDX				
			➡	+ ABS	03.0137-9175.2 669175	TRW				
			➡	09/95→; + ABS	03.0137-9158.2 669158	TRW				
			➡	→ 08/95; + ABS	03.0137-9175.2 669175	TRW				
1.9 D	51 - 55	03/98→05/01	➡	- ABS	03.0137-9086.2 669086	BDX				
			➡	+ ABS	03.0137-9175.2 669175	TRW				
			➡	+ ABS	03.0137-9228.2 669228	BDX				
1.9 D	68	02/94→12/97	➡	10/94→ 08/95; - ABS	03.0137-9086.2 669086	BDX				
			➡	- ABS; für Fahrzeuge ohne verstärktes Fahrwerk; Türenanzahl: 5	03.0137-9086.2 669086	BDX				
			➡		03.0137-9175.2 669175	TRW				
			➡	09/95→	03.0137-9158.2 669158	TRW				
			➡	10/94→ 08/95	03.0137-9175.2 669175	TRW				
			➡	→ 08/95; + ABS	03.0137-9175.2 669175	TRW				
			➡	+ ABS; für Fahrzeuge ohne verstärktes Fahrwerk	03.0137-9228.2 669228	BDX				
			➡	- ABS; für Fahrzeuge mit verstärktem Fahrwerk; Türenanzahl: 3	03.0137-9228.2 669228	BDX				
1.9 SRDT	66	06/94→05/01	➡	10/94→ 08/95; - ABS	03.0137-9086.2 669086	BDX				
			➡	09/95→	03.0137-9158.2 669158	TRW				
			➡	10/94→ 08/95	03.0137-9175.2 669175	TRW				
			➡	10/94→; + ABS	03.0137-9228.2 669228	BDX				
 Bremstrommel										
1.1	44	06/94→05/01	➡	→ 04/97; - ABS	24.0218-0016.1 480011	Ø 212 x 44,5 / 181 - RLG / - ABS Ring				
			➡		24.0218-0716.2 480203	Ø 212 x 44,5 / 181 + RLG / - ABS Ring				
			➡	→ 08/95; + ABS; TRW	24.0218-0016.1 480011	Ø 212 x 44,5 / 181 - RLG / - ABS Ring				
			➡		24.0218-0716.2 480203	Ø 212 x 44,5 / 181 + RLG / - ABS Ring				
			➡	09/95→ 04/97; + ABS	24.0220-3014.1 480090	Ø 247 x 46,5 / 204,5 - RLG / - ABS Ring				
			➡	→ 04/97; + ABS; BENDIX	24.0222-8017.1 480071	Ø 274 x 50,8 / 230				
			1.4 SL 1.6 SR 1.9 SLD	55 65 50	06/94→05/01 06/94→10/00 06/94→05/01	➡	10/94→; - ABS; Lucas	24.0218-0016.1 480011	Ø 212 x 44,5 / 181 - RLG / - ABS Ring	
						➡	10/94→ 08/95; + ABS; Lucas	24.0218-0016.1 480011	Ø 212 x 44,5 / 181 - RLG / - ABS Ring	
➡	10/94→ 08/95; + ABS	24.0218-0716.2 480203				Ø 212 x 44,5 / 181 + RLG / - ABS Ring				
➡	10/94→; - ABS	24.0218-0716.2 480203				Ø 212 x 44,5 / 181 + RLG / - ABS Ring				
			➡	09/95→; + ABS	24.0220-3014.1 480090	Ø 247 x 46,5 / 204,5 - RLG / - ABS Ring				
			➡	10/94→ 08/95; + ABS; BDX	24.0222-8017.1 480071	Ø 274 x 50,8 / 230				
			1.6 1.9 D	72 51 - 55	10/00→05/01 03/98→05/01	➡	- ABS; Lucas	24.0218-0016.1 480011	Ø 212 x 44,5 / 181 - RLG / - ABS Ring	
➡	- ABS	24.0218-0716.2 480203				Ø 212 x 44,5 / 181 + RLG / - ABS Ring				
➡	+ ABS	24.0220-3014.1 480090				Ø 247 x 46,5 / 204,5 - RLG / - ABS Ring				
→										

	kw			 	! #		
PEUGEOT - 306 (7B, N3, N5) 04/93→10/03							
Bremstrommel							
1.8	74	06/94→05/01	➡	- ABS; Lucas	24.0218-0016.1	480011	Ø 212 x 44,5 / 181 - RLG / - ABS Ring
			➡	- ABS	24.0218-0016.1	480011	Ø 212 x 44,5 / 181 - RLG / - ABS Ring
					24.0218-0716.2	480203	Ø 212 x 44,5 / 181 + RLG / - ABS Ring
			➡	→ 08/95; + ABS; Lucas	24.0218-0016.1	480011	Ø 212 x 44,5 / 181 - RLG / - ABS Ring
			➡	→ 08/95; + ABS; TRW	24.0218-0016.1	480011	Ø 212 x 44,5 / 181 - RLG / - ABS Ring
					24.0218-0716.2	480203	Ø 212 x 44,5 / 181 + RLG / - ABS Ring
			➡	→ 08/95; + ABS	24.0218-0716.2	480203	Ø 212 x 44,5 / 181 + RLG / - ABS Ring
1.8 ST 1.9 SLD	74 47	06/94→05/01 06/94→05/01	➡	- ABS; Lucas	24.0218-0016.1	480011	Ø 212 x 44,5 / 181 - RLG / - ABS Ring
			➡	→ 08/95; + ABS; Lucas	24.0218-0016.1	480011	Ø 212 x 44,5 / 181 - RLG / - ABS Ring
			➡	→ 08/95; + ABS	24.0218-0716.2	480203	Ø 212 x 44,5 / 181 + RLG / - ABS Ring
			➡	- ABS	24.0218-0716.2	480203	Ø 212 x 44,5 / 181 + RLG / - ABS Ring
			➡	09/95→; + ABS	24.0220-3014.1	480090	Ø 247 x 46,5 / 204,5 - RLG / - ABS Ring
			➡	→ 08/95; + ABS; BDX	24.0222-8017.1	480071	Ø 274 x 50,8 / 230
1.9 D	68	02/94→12/97	➡	→ 08/95; + ABS; TRW	24.0218-0016.1	480011	Ø 212 x 44,5 / 181 - RLG / - ABS Ring
					24.0218-0716.2	480203	Ø 212 x 44,5 / 181 + RLG / - ABS Ring
			➡	10/94→ 08/95; Lucas	24.0218-0016.1	480011	Ø 212 x 44,5 / 181 - RLG / - ABS Ring
			➡	- ABS; für Fahrzeuge ohne verstärktes Fahrwerk; Türenanzahl: 5	24.0218-0016.1	480011	Ø 212 x 44,5 / 181 - RLG / - ABS Ring
					24.0218-0716.2	480203	Ø 212 x 44,5 / 181 + RLG / - ABS Ring
			➡	10/94→ 08/95	24.0218-0716.2	480203	Ø 212 x 44,5 / 181 + RLG / - ABS Ring
			➡	09/95→	24.0220-3014.1	480090	Ø 247 x 46,5 / 204,5 - RLG / - ABS Ring
			➡	- ABS; für Fahrzeuge mit verstärktem Fahrwerk; Türenanzahl: 3; BENDIX	24.0222-8017.1	480071	Ø 274 x 50,8 / 230
			➡	10/94→ 08/95; + ABS; BDX	24.0222-8017.1	480071	Ø 274 x 50,8 / 230
1.9 SRDT	66	06/94→05/01	➡	10/94→ 08/95; Lucas	24.0218-0016.1	480011	Ø 212 x 44,5 / 181 - RLG / - ABS Ring
			➡	10/94→ 08/95	24.0218-0716.2	480203	Ø 212 x 44,5 / 181 + RLG / - ABS Ring
			➡	09/95→	24.0220-3014.1	480090	Ø 247 x 46,5 / 204,5 - RLG / - ABS Ring
			➡	10/94→ 08/95; + ABS; BDX	24.0222-8017.1	480071	Ø 274 x 50,8 / 230
Bremsbackensatz							
1.1	44	06/94→05/01	➡	→ 04/97; - ABS	03.0137-0197.2	650197	TRW Ø 180 x 32 + HEB
					03.0137-0261.2	650261	BDX Ø 180 x 32
				03.0520-2520.3	692520	TRW Ø 180 x 32 + RZ / + Zub TopKit	
				03.0520-2620.3	692620	BDX Ø 180 x 32 + RZ / + Zub TopKit	
				03.0525-0004.3	EQ0004	TRW Ø 180 x 32 - RZ / + Zub Easy Quick	
			➡	→ 08/95; + ABS	03.0137-0197.2	650197	TRW Ø 180 x 32 + HEB
					03.0525-0004.3	EQ0004	TRW Ø 180 x 32 - RZ / + Zub Easy Quick
→							












	kw			 	! #		
PEUGEOT - 306 (7B, N3, N5) 04/93→10/03							
Bremsbackensatz							
1.1	44	06/94→05/01	➡	09/95→ 04/97; + ABS	03.0137-0312.2	650312	TRW Ø 203 x 38
			➡	→ 04/97; + ABS	03.0137-0370.2	650370	BDX Ø 229 x 42 + HEB
			➡	09/95→; →Orga 08729; + ABS	03.0520-3220.3	693220	BDX Ø 229 x 42 + RZ / + Zub TopKit
1.4 SL 1.6 SR 1.9 SLD	55 65 50	06/94→05/01 06/94→10/00 06/94→05/01	➡	10/94→; - ABS	03.0137-0197.2	650197	TRW Ø 180 x 32 + HEB
					03.0137-0261.2	650261	BDX Ø 180 x 32
					03.0520-2520.3	692520	TRW Ø 180 x 32 + RZ / + Zub TopKit
					03.0520-2620.3	692620	BDX Ø 180 x 32 + RZ / + Zub TopKit
					03.0525-0004.3	EQ0004	TRW Ø 180 x 32 - RZ / + Zub Easy Quick
			➡	10/94→ 08/95; + ABS	03.0137-0197.2	650197	TRW Ø 180 x 32 + HEB
					03.0525-0004.3	EQ0004	TRW Ø 180 x 32 - RZ / + Zub Easy Quick
			➡	09/95→; + ABS	03.0137-0312.2	650312	TRW Ø 203 x 38
			➡	10/94→; + ABS	03.0137-0370.2	650370	BDX Ø 229 x 42 + HEB
		03.0520-3220.3	693220	BDX Ø 229 x 42 + RZ / + Zub TopKit			
		03.0520-5720.3	695720	TRW Ø 203 x 39 + RZ / + Zub TopKit			
		03.0520-6420.3	696420	TRW Ø 203 x 39 + RZ / + Zub TopKit			
1.6	72	10/00→05/01	➡	- ABS	03.0137-0197.2	650197	TRW Ø 180 x 32 + HEB
					03.0137-0261.2	650261	BDX Ø 180 x 32
					03.0520-2520.3	692520	TRW Ø 180 x 32 + RZ / + Zub TopKit
		03.0520-2620.3	692620	BDX Ø 180 x 32 + RZ / + Zub TopKit			
		03.0525-0004.3	EQ0004	TRW Ø 180 x 32 - RZ / + Zub Easy Quick			
➡	+ ABS	03.0137-0312.2	650312	TRW Ø 203 x 38			
➡	Orga 08730→; + ABS	03.0520-6420.3	696420	TRW Ø 203 x 39 + RZ / + Zub TopKit			
1.8	74	06/94→05/01	➡	→ 08/95; + ABS	03.0137-0197.2	650197	TRW Ø 180 x 32 + HEB
					03.0525-0004.3	EQ0004	TRW Ø 180 x 32 - RZ / + Zub Easy Quick
			➡	- ABS	03.0137-0261.2	650261	BDX Ø 180 x 32
					03.0520-2520.3	692520	TRW Ø 180 x 32 + RZ / + Zub TopKit
					03.0520-2620.3	692620	BDX Ø 180 x 32 + RZ / + Zub TopKit
					03.0525-0004.3	EQ0004	TRW Ø 180 x 32 - RZ / + Zub Easy Quick
➡	+ ABS	03.0137-0312.2	650312	TRW Ø 203 x 38			
		03.0137-0370.2	650370	BDX Ø 229 x 42 + HEB			
		03.0520-3220.3	693220	BDX Ø 229 x 42 + RZ / + Zub TopKit			
➡	→Orga 08729; + ABS	03.0520-5720.3	695720	TRW Ø 203 x 39 + RZ / + Zub TopKit			
➡	Orga 08730→; + ABS	03.0520-6420.3	696420	TRW Ø 203 x 39 + RZ / + Zub TopKit			
1.8 ST 1.9 SLD	74 47	06/94→05/01 06/94→05/01	➡	→ 08/95; + ABS	03.0137-0197.2	650197	TRW Ø 180 x 32 + HEB
					03.0525-0004.3	EQ0004	TRW Ø 180 x 32 - RZ / + Zub Easy Quick
			➡	- ABS	03.0137-0197.2	650197	TRW Ø 180 x 32 + HEB
					03.0137-0261.2	650261	BDX Ø 180 x 32
					03.0520-2520.3	692520	TRW Ø 180 x 32 + RZ / + Zub TopKit
					03.0520-2620.3	692620	BDX Ø 180 x 32 + RZ / + Zub TopKit
		03.0525-0004.3	EQ0004	TRW Ø 180 x 32 - RZ / + Zub Easy Quick			
➡	09/95→; + ABS	03.0137-0312.2	650312	TRW Ø 203 x 38			
➡	+ ABS	03.0137-0370.2	650370	BDX Ø 229 x 42 + HEB			





























	kw			 	! #		
PEUGEOT - 306 (7B, N3, N5) 04/93→10/03							
Bremsbackensatz							
1.8 ST 1.9 SLD	74 47	06/94→05/01 06/94→05/01	➡ + ABS	03.0520-3220.3	693220	BDX Ø 229 x 42 + RZ / + Zub TopKit	
			➡ 09/95→; →Orga 08729; + ABS	03.0520-5720.3	695720	TRW Ø 203 x 39 + RZ / + Zub TopKit	
			➡ Orga 08730→; + ABS	03.0520-6420.3	696420	TRW Ø 203 x 39 + RZ / + Zub TopKit	
1.9 D	51 - 55	03/98→05/01	➡ - ABS	03.0137-0197.2	650197	TRW Ø 180 x 32 + HEB	
				03.0137-0261.2	650261	BDX Ø 180 x 32	
				03.0520-2520.3	692520	TRW Ø 180 x 32 + RZ / + Zub TopKit	
				03.0520-2620.3	692620	BDX Ø 180 x 32 + RZ / + Zub TopKit	
				03.0525-0004.3	EQ0004	TRW Ø 180 x 32 - RZ / + Zub Easy Quick	
			➡ + ABS	03.0137-0312.2	650312	TRW Ø 203 x 38	
				03.0137-0370.2	650370	BDX Ø 229 x 42 + HEB	
				03.0520-3220.3	693220	BDX Ø 229 x 42 + RZ / + Zub TopKit	
			➡ →Orga 08729; + ABS	03.0520-5720.3	695720	TRW Ø 203 x 39 + RZ / + Zub TopKit	
			➡ Orga 08730→; + ABS	03.0520-6420.3	696420	TRW Ø 203 x 39 + RZ / + Zub TopKit	
1.9 D	68	02/94→12/97	➡ → 08/95; + ABS	03.0137-0197.2	650197	TRW Ø 180 x 32 + HEB	
				03.0525-0004.3	EQ0004	TRW Ø 180 x 32 - RZ / + Zub Easy Quick	
			➡ - ABS; für Fahrzeuge ohne verstärktes Fahrwerk; Türenanzahl: 5	03.0137-0197.2	650197	TRW Ø 180 x 32 + HEB	
				03.0137-0261.2	650261	BDX Ø 180 x 32	
				03.0520-2520.3	692520	TRW Ø 180 x 32 + RZ / + Zub TopKit	
				03.0520-2620.3	692620	BDX Ø 180 x 32 + RZ / + Zub TopKit	
				03.0525-0004.3	EQ0004	TRW Ø 180 x 32 - RZ / + Zub Easy Quick	
			➡ 10/94→ 08/95	03.0137-0197.2	650197	TRW Ø 180 x 32 + HEB	
				03.0525-0004.3	EQ0004	TRW Ø 180 x 32 - RZ / + Zub Easy Quick	
			➡ 10/94→ 08/95; - ABS	03.0137-0261.2	650261	BDX Ø 180 x 32	
				03.0520-2520.3	692520	TRW Ø 180 x 32 + RZ / + Zub TopKit	
	03.0520-2620.3	692620	BDX Ø 180 x 32 + RZ / + Zub TopKit				
➡ 09/95→	03.0137-0312.2	650312	TRW Ø 203 x 38				
➡ + ABS; für Fahrzeuge ohne verstärktes Fahrwerk	03.0137-0370.2	650370	BDX Ø 229 x 42 + HEB				
	03.0520-3220.3	693220	BDX Ø 229 x 42 + RZ / + Zub TopKit				
➡ - ABS; für Fahrzeuge mit verstärktem Fahrwerk; Türenanzahl: 3	03.0137-0370.2	650370	BDX Ø 229 x 42 + HEB				
➡ 10/94→; + ABS	03.0137-0370.2	650370	BDX Ø 229 x 42 + HEB				
	03.0520-3220.3	693220	BDX Ø 229 x 42 + RZ / + Zub TopKit				
➡ für Fahrzeuge mit verstärktem Fahrwerk; Türenanzahl: 3; + ABS	03.0520-3220.3	693220	BDX Ø 229 x 42 + RZ / + Zub TopKit				
➡ 09/95→; →Orga 08729	03.0520-5720.3	695720	TRW Ø 203 x 39 + RZ / + Zub TopKit				
➡ Orga 08730→	03.0520-6420.3	696420	TRW Ø 203 x 39 + RZ / + Zub TopKit				
1.9 SRDT	66	06/94→05/01	➡ 10/94→ 08/95	03.0137-0197.2	650197	TRW Ø 180 x 32 + HEB	
				03.0525-0004.3	EQ0004	TRW Ø 180 x 32 - RZ / + Zub Easy Quick	
			➡ 10/94→ 08/95; - ABS	03.0137-0261.2	650261	BDX Ø 180 x 32	
				03.0520-2520.3	692520	TRW Ø 180 x 32 + RZ / + Zub TopKit	
				03.0520-2620.3	692620	BDX Ø 180 x 32 + RZ / + Zub TopKit	
➡ 09/95→	03.0137-0312.2	650312	TRW Ø 203 x 38				
➡ 10/94→; + ABS	03.0137-0370.2	650370	BDX Ø 229 x 42 + HEB				










	kw			 	! #		
PEUGEOT - 306 (7B, N3, N5) 04/93→10/03							
 Bremsbackensatz							
1.9 SRDT	66	06/94→05/01	➡	10/94→; + ABS		03.0520-3220.3 693220	BDX Ø 229 x 42 + RZ / + Zub TopKit
			➡	09/95→; →Orga 08729		03.0520-5720.3 695720	TRW Ø 203 x 39 + RZ / + Zub TopKit
			➡	Orga 08730→		03.0520-6420.3 696420	TRW Ø 203 x 39 + RZ / + Zub TopKit
 Seilzug, Feststellbremse							
1.1	44	06/94→05/01		→ 04/97; Trommelbremse; <input type="checkbox"/>		24.3727-0818.2 580818	L= 1.656
				→ 04/97; Trommelbremse; <input type="checkbox"/>		24.3727-0819.2 580819	L= 1.561
1.4 SL	55	06/94→05/01		10/94→; Trommelbremse; <input type="checkbox"/>		24.3727-0818.2 580818	L= 1.656
1.9 SLD	50	06/94→05/01		10/94→; Trommelbremse; <input type="checkbox"/>		24.3727-0819.2 580819	L= 1.561
1.9 SRDT	66	06/94→05/01		10/94→; Trommelbremse; <input type="checkbox"/>		24.3727-0819.2 580819	L= 1.561
1.6 SR	65	06/94→10/00		10/94→; Türenanzahl: 4; Trommelbremse; <input type="checkbox"/>		24.3727-0818.2 580818	L= 1.656
				10/00→; Türenanzahl: 4; Trommelbremse; <input type="checkbox"/>		24.3727-0818.2 580818	L= 1.656
				10/94→; Türenanzahl: 4; Trommelbremse; <input type="checkbox"/>		24.3727-0819.2 580819	L= 1.561
				10/00→; Türenanzahl: 4; Trommelbremse; <input type="checkbox"/>		24.3727-0819.2 580819	L= 1.561
1.8	74	06/94→05/01		Trommelbremse; <input type="checkbox"/>		24.3727-0818.2 580818	L= 1.656
1.9 D	51 - 55	03/98→05/01		Trommelbremse; <input type="checkbox"/>		24.3727-0819.2 580819	L= 1.561
1.9 SLD	47	06/94→05/01		Trommelbremse; <input type="checkbox"/>		24.3727-0819.2 580819	L= 1.561
1.8 16V	81	03/97→05/01		Türenanzahl: 4; Scheibenbremse; <input type="checkbox"/>		24.3727-0812.2 580812	L= 1.696
2.0 HDI 90	66	06/99→12/01		Türenanzahl: 4; Scheibenbremse; <input type="checkbox"/>		24.3727-0813.2 580813	L= 1.614
1.8 16V	82	03/97→07/01		→ 05/01; Türenanzahl: 4; Scheibenbremse; <input type="checkbox"/>		24.3727-0812.2 580812	L= 1.696
				→ 05/01; Türenanzahl: 4; Scheibenbremse; <input type="checkbox"/>		24.3727-0813.2 580813	L= 1.614
1.8 ST	74	06/94→05/01		10/94→; Türenanzahl: 4; Trommelbremse; <input type="checkbox"/>		24.3727-0818.2 580818	L= 1.656
				10/94→; Türenanzahl: 4; Trommelbremse; <input type="checkbox"/>		24.3727-0819.2 580819	L= 1.561
1.9 D	68	02/94→12/97		10/94→; Trommelbremse; <input type="checkbox"/>		24.3727-0818.2 580818	L= 1.656
				Trommelbremse; <input type="checkbox"/>		24.3727-0818.2 580818	L= 1.656
				10/94→; Trommelbremse; <input type="checkbox"/>		24.3727-0819.2 580819	L= 1.561
				Trommelbremse; <input type="checkbox"/>		24.3727-0819.2 580819	L= 1.561
2.0	92	11/95→06/97		Scheibenbremse; <input type="checkbox"/>		24.3727-0812.2 580812	L= 1.696
2.0 S16	110	06/94→05/01		Scheibenbremse; <input type="checkbox"/>		24.3727-0813.2 580813	L= 1.614
2.0	97	03/97→05/01		Türenanzahl: 4; Scheibenbremse; <input type="checkbox"/>		24.3727-0812.2 580812	L= 1.696
				Scheibenbremse; <input type="checkbox"/>		24.3727-0812.2 580812	L= 1.696
				Türenanzahl: 4; Scheibenbremse; <input type="checkbox"/>		24.3727-0813.2 580813	L= 1.614
				Scheibenbremse; <input type="checkbox"/>		24.3727-0813.2 580813	L= 1.614
2.0 S16	112	06/94→05/01		07/94→; Scheibenbremse; <input type="checkbox"/>		24.3727-0812.2 580812	L= 1.696
				07/94→; Scheibenbremse; <input type="checkbox"/>		24.3727-0813.2 580813	L= 1.614
2.0 ST	89	07/94→05/01		10/94→; Scheibenbremse; <input type="checkbox"/>		24.3727-0812.2 580812	L= 1.696
				10/94→; Scheibenbremse; <input type="checkbox"/>		24.3727-0813.2 580813	L= 1.614
PEUGEOT - 306 Break (7E, N3, N5) 06/94→12/02							
 Radbremszylinder							
1.4	55	03/97→04/02	➡	→ 03/02; - ABS	2	24.3220-1702.3 020375	BDX GG
1.6	72	10/00→04/02	➡	→ 03/02; + ABS	2	24.3222-1714.3 020432	BDX GG
1.9 D	50 - 55	03/97→04/02	➡	→ 03/02; + ABS	2	24.3222-1714.3 020432	BDX GG
1.6	65	03/97→10/00	➡	- ABS	2	24.3220-1702.3 020375	BDX GG
1.8 D	44	05/97→06/00	➡	+ ABS	2	24.3222-1714.3 020432	BDX GG
1.9 D	51	05/97→05/99	➡	+ ABS	2	24.3222-1714.3 020432	BDX GG
1.8	74	03/97→04/02	➡	→ 03/02	2	24.3222-1714.3 020432	BDX GG
1.9 Td	52	07/95→08/00	➡	03/97→	2	24.3222-1714.3 020432	BDX GG
1.9 TD	66	02/97→04/02	➡	03/97→ 03/02	2	24.3222-1714.3 020432	BDX GG
Zubehörsatz, Bremsbacken							
1.4	55	03/97→04/02	➡	→ 03/02		03.0137-9228.2 669228	BDX
1.6	72	10/00→04/02					
1.8	74	03/97→04/02					
1.9 D	50 - 55	03/97→04/02					
→							






















	kw					! #		
PEUGEOT - 306 Break (7E, N3, N5) 06/94→12/02								
Zubehörsatz, Bremsbacken								
1.6 1.8 D 1.9 D	65 44 51	03/97→10/00 05/97→06/00 05/97→05/99	➡				03.0137-9228.2 669228	BDX
1.9 Td	52	07/95→08/00	➡	03/97→			03.0137-9228.2 669228	BDX
1.9 TD	66	02/97→04/02	➡	03/97→ 03/02			03.0137-9228.2 669228	BDX
 Bremstrommel								
1.4 1.6 1.8 1.9 D	55 72 74 50 - 55	03/97→04/02 10/00→04/02 03/97→04/02 03/97→04/02	➡	→ 03/02			24.0222-8017.1 480071	Ø 274 x 50,8 / 230
1.6 1.8 D 1.9 D	65 44 51	03/97→10/00 05/97→06/00 05/97→05/99	➡				24.0222-8017.1 480071	Ø 274 x 50,8 / 230
1.9 Td	52	07/95→08/00	➡	03/97→			24.0222-8017.1 480071	Ø 274 x 50,8 / 230
1.9 TD	66	02/97→04/02	➡	03/97→ 03/02			24.0222-8017.1 480071	Ø 274 x 50,8 / 230
 Bremsbackensatz								
1.4 1.6 1.9 D	55 72 50 - 55	03/97→04/02 10/00→04/02 03/97→04/02	➡	→ 03/02			03.0137-0370.2 650370	BDX Ø 229 x 42 + HEB
			➡	→ 03/02; + ABS			03.0520-5822.3 695822	BDX Ø 229 x 42 + RZ / + Zub TopKit
			➡	→ 03/02; - ABS			03.0520-6720.3 696720	BDX Ø 229 x 42 + RZ / + Zub TopKit
1.6 1.8 D 1.9 D	65 44 51	03/97→10/00 05/97→06/00 05/97→05/99	➡				03.0137-0370.2 650370	BDX Ø 229 x 42 + HEB
			➡	+ ABS			03.0520-5822.3 695822	BDX Ø 229 x 42 + RZ / + Zub TopKit
			➡	- ABS			03.0520-6720.3 696720	BDX Ø 229 x 42 + RZ / + Zub TopKit
1.8	74	03/97→04/02	➡	→ 03/02			03.0137-0370.2 650370 03.0520-5822.3 695822	BDX Ø 229 x 42 + HEB BDX Ø 229 x 42 + RZ / + Zub TopKit
1.9 Td	52	07/95→08/00	➡	03/97→			03.0137-0370.2 650370 03.0520-5822.3 695822	BDX Ø 229 x 42 + HEB BDX Ø 229 x 42 + RZ / + Zub TopKit
1.9 TD	66	02/97→04/02	➡	03/97→ 03/02			03.0137-0370.2 650370 03.0520-5822.3 695822	BDX Ø 229 x 42 + HEB BDX Ø 229 x 42 + RZ / + Zub TopKit
 Seilzug, Feststellbremse								
1.4 1.6 1.8 1.9 D	55 72 74 50 - 55	03/97→04/02 10/00→04/02 03/97→04/02 03/97→04/02		→ 03/02; Trommelbremse; <input type="checkbox"/>			24.3727-0822.2 580822	L= 1.608 + Zub
				→ 03/02; Trommelbremse; <input type="checkbox"/>			24.3727-0823.2 580823	L= 1.690
1.6 1.8 D 1.9 D	65 44 51	03/97→10/00 05/97→06/00 05/97→05/99		Trommelbremse; <input type="checkbox"/>			24.3727-0822.2 580822	L= 1.608 + Zub
				Trommelbremse; <input type="checkbox"/>			24.3727-0823.2 580823	L= 1.690
1.8 16V 2.0 2.0 16V 2.0 HDI 90	81 97 99 66	03/97→04/02 03/97→04/02 03/97→04/02 06/99→04/02		→ 03/02; Scheibenbremse; <input type="checkbox"/>			24.3727-0812.2 580812	L= 1.696
				→ 03/02; Scheibenbremse; <input type="checkbox"/>			24.3727-0813.2 580813	L= 1.614
1.8 16V	82	03/97→07/01		Scheibenbremse; <input type="checkbox"/>			24.3727-0812.2 580812	L= 1.696
				Scheibenbremse; <input type="checkbox"/>			24.3727-0813.2 580813	L= 1.614
1.9 Td	52	07/95→08/00		03/97→; Trommelbremse; <input type="checkbox"/>			24.3727-0822.2 580822	L= 1.608 + Zub
				03/97→; Trommelbremse; <input type="checkbox"/>			24.3727-0823.2 580823	L= 1.690
1.9 TD	66	02/97→04/02		03/97→ 03/02; Trommelbremse; <input type="checkbox"/>			24.3727-0822.2 580822	L= 1.608 + Zub
				03/97→ 03/02; Trommelbremse; <input type="checkbox"/>			24.3727-0823.2 580823	L= 1.690
PEUGEOT - 306 Cabriolet (7D, N3, N5) 01/94→04/02								
 Radbremszylinder								
1.6	65	04/96→10/00	➡	- ABS; <input type="checkbox"/>			24.3220-1615.3 020242 24.3220-1617.3 020244	TRW GG BDX GG
			➡	- ABS; <input type="checkbox"/>			24.3220-1616.3 020243 24.3220-1618.3 020245	TRW GG BDX GG
			➡	→Orga 08575; + ABS	2		24.3220-1702.3 020375	BDX GG
			➡	→Orga 08729; + ABS	2		24.3220-1711.3 020409	TRW GG
			➡	Orga 08730→; + ABS	2		24.3220-1717.3 020430	TRW ALU
→								

	kw					! #		
PEUGEOT - 306 Cabriolet (7D, N3, N5) 01/94→04/02								
 Radbremszylinder								
1.6	72	10/00→04/02	➡	- ABS; 		24.3220-1615.3	020242	TRW GG
						24.3220-1617.3	020244	BDX GG
			➡	- ABS; 		24.3220-1616.3	020243	TRW GG
			➡	+ ABS	2	24.3220-1618.3	020245	BDX GG
1.8	74	03/94→04/02	➡	→ 10/00; - ABS; 		24.3220-1717.3	020430	TRW ALU
			➡	→ 10/00; - ABS; 		24.3220-1717.3	020242	TRW GG
						24.3220-1617.3	020244	BDX GG
			➡	→ 10/00; - ABS; 		24.3220-1616.3	020243	TRW GG
						24.3220-1618.3	020245	BDX GG
			➡	→ 08/95; + ABS	2	24.3220-1619.3	020246	TRW GG
1.8	74	05/97→04/99	➡	→ 10/00; + ABS	2	24.3220-1702.3	020375	BDX GG
			➡	09/95→; →Orga 08729; + ABS	2	24.3220-1711.3	020409	TRW GG
			➡	Orga 08730→; → 10/00; + ABS	2	24.3220-1717.3	020430	TRW ALU
			➡	- ABS; 		24.3220-1615.3	020242	TRW GG
						24.3220-1617.3	020244	BDX GG
			➡	- ABS; 		24.3220-1616.3	020243	TRW GG
			24.3220-1618.3	020245	BDX GG			
➡	+ ABS	2	24.3220-1702.3	020375	BDX GG			
➡	→Orga 08729; + ABS	2	24.3220-1711.3	020409	TRW GG			
➡	Orga 08730→; + ABS	2	24.3220-1717.3	020430	TRW ALU			
Zubehörsatz, Bremsbacken								
1.6	65	04/96→10/00	➡	- ABS		03.0137-9086.2	669086	BDX
						03.0137-9175.2	669175	TRW
			➡	+ ABS		03.0137-9158.2	669158	TRW
			➡	→ 05/00; + ABS		03.0137-9228.2	669228	BDX
1.6	72	10/00→04/02	➡	- ABS		03.0137-9086.2	669086	BDX
						03.0137-9175.2	669175	TRW
			➡	+ ABS		03.0137-9158.2	669158	TRW
1.8	74	03/94→04/02	➡	→ 10/00; - ABS		03.0137-9086.2	669086	BDX
						03.0137-9175.2	669175	TRW
			➡	09/95→ 10/00; + ABS		03.0137-9158.2	669158	TRW
			➡	→ 08/95; + ABS		03.0137-9175.2	669175	TRW
			➡	→ 10/00; + ABS		03.0137-9228.2	669228	BDX
1.8	74	05/97→04/99	➡	- ABS		03.0137-9086.2	669086	BDX
						03.0137-9175.2	669175	TRW
			➡	+ ABS		03.0137-9158.2	669158	TRW
						03.0137-9228.2	669228	BDX
 Bremstrommel								
1.6	65 - 72	04/96→04/02	➡	- ABS		24.0218-0016.1	480011	Ø 212 x 44,5 / 181 - RLG / - ABS Ring
						24.0218-0716.2	480203	Ø 212 x 44,5 / 181 + RLG / - ABS Ring
1.8	74	05/97→04/99	➡	+ ABS		24.0220-3014.1	480090	Ø 247 x 46,5 / 204,5 - RLG / - ABS Ring
1.8	74	03/94→04/02	➡	→ 10/00; - ABS		24.0218-0016.1	480011	Ø 212 x 44,5 / 181 - RLG / - ABS Ring
						24.0218-0716.2	480203	Ø 212 x 44,5 / 181 + RLG / - ABS Ring
			➡	→ 08/95; + ABS		24.0218-0016.1	480011	Ø 212 x 44,5 / 181 - RLG / - ABS Ring
						24.0218-0716.2	480203	Ø 212 x 44,5 / 181 + RLG / - ABS Ring
			➡	09/95→ 10/00; + ABS		24.0220-3014.1	480090	Ø 247 x 46,5 / 204,5 - RLG / - ABS Ring
1.8 16V	81	05/97→04/02	➡	+ ABS		24.0220-3014.1	480090	Ø 247 x 46,5 / 204,5 - RLG / - ABS Ring
 Bremsbackensatz								
1.6	65	04/96→10/00	➡	- ABS		03.0137-0197.2	650197	TRW Ø 180 x 32 + HEB
→						03.0137-0261.2	650261	BDX Ø 180 x 32














	kw			 	! #		
PEUGEOT - 306 Cabriolet (7D, N3, N5) 01/94→04/02							
 Bremsbackensatz							
1.6	65	04/96→10/00	➡	- ABS		03.0520-2520.3 692520	TRW Ø 180 x 32 + RZ / + Zub TopKit
						03.0520-2620.3 692620	BDX Ø 180 x 32 + RZ / + Zub TopKit
						03.0525-0004.3 EQ0004	TRW Ø 180 x 32 - RZ / + Zub Easy Quick
			➡	+ ABS		03.0137-0312.2 650312	TRW Ø 203 x 38
			➡	→ 05/00; + ABS		03.0137-0370.2 650370	BDX Ø 229 x 42 + HEB
			➡	→Orga 08729; + ABS		03.0520-5720.3 695720	TRW Ø 203 x 39 + RZ / + Zub TopKit
			➡	Orga 08730→; + ABS		03.0520-6420.3 696420	TRW Ø 203 x 39 + RZ / + Zub TopKit
1.6	72	10/00→04/02	➡	- ABS		03.0137-0197.2 650197	TRW Ø 180 x 32 + HEB
						03.0137-0261.2 650261	BDX Ø 180 x 32
						03.0520-2520.3 692520	TRW Ø 180 x 32 + RZ / + Zub TopKit
						03.0520-2620.3 692620	BDX Ø 180 x 32 + RZ / + Zub TopKit
						03.0525-0004.3 EQ0004	TRW Ø 180 x 32 - RZ / + Zub Easy Quick
			➡	+ ABS		03.0137-0312.2 650312	TRW Ø 203 x 38
						03.0520-6420.3 696420	TRW Ø 203 x 39 + RZ / + Zub TopKit
1.8	74	03/94→04/02	➡	→ 08/95; + ABS		03.0137-0197.2 650197	TRW Ø 180 x 32 + HEB
						03.0525-0004.3 EQ0004	TRW Ø 180 x 32 - RZ / + Zub Easy Quick
			➡	→ 10/00; - ABS		03.0137-0197.2 650197	TRW Ø 180 x 32 + HEB
						03.0137-0261.2 650261	BDX Ø 180 x 32
						03.0520-2520.3 692520	TRW Ø 180 x 32 + RZ / + Zub TopKit
						03.0520-2620.3 692620	BDX Ø 180 x 32 + RZ / + Zub TopKit
						03.0525-0004.3 EQ0004	TRW Ø 180 x 32 - RZ / + Zub Easy Quick
			➡	09/95→ 10/00; + ABS		03.0137-0312.2 650312	TRW Ø 203 x 38
			➡	→ 10/00; + ABS		03.0137-0370.2 650370	BDX Ø 229 x 42 + HEB
			➡	09/95→; →Orga 08729; + ABS		03.0520-5720.3 695720	TRW Ø 203 x 39 + RZ / + Zub TopKit
			➡	Orga 08730→; → 10/00; + ABS		03.0520-6420.3 696420	TRW Ø 203 x 39 + RZ / + Zub TopKit
1.8	74	05/97→04/99	➡	- ABS		03.0137-0197.2 650197	TRW Ø 180 x 32 + HEB
						03.0137-0261.2 650261	BDX Ø 180 x 32
						03.0520-2520.3 692520	TRW Ø 180 x 32 + RZ / + Zub TopKit
						03.0520-2620.3 692620	BDX Ø 180 x 32 + RZ / + Zub TopKit
						03.0525-0004.3 EQ0004	TRW Ø 180 x 32 - RZ / + Zub Easy Quick
			➡	+ ABS		03.0137-0312.2 650312	TRW Ø 203 x 38
			➡	→Orga 08729; + ABS		03.0137-0370.2 650370	BDX Ø 229 x 42 + HEB
			➡	Orga 08730→; + ABS		03.0520-5720.3 695720	TRW Ø 203 x 39 + RZ / + Zub TopKit
			➡	Orga 08730→; + ABS		03.0520-6420.3 696420	TRW Ø 203 x 39 + RZ / + Zub TopKit
1.8 16V	81	05/97→04/02	➡	- ABS		03.0520-2520.3 692520	TRW Ø 180 x 32 + RZ / + Zub TopKit
						03.0520-2620.3 692620	BDX Ø 180 x 32 + RZ / + Zub TopKit
						03.0525-0004.3 EQ0004	TRW Ø 180 x 32 - RZ / + Zub Easy Quick
 Seilzug, Feststellbremse							
1.6	65 - 72	04/96→04/02		Trommelbremse; <input type="checkbox"/>		24.3727-0306.2 580306	L= 1.493
1.8	74	05/97→04/99		Trommelbremse; <input type="checkbox"/>		24.3727-0307.2 580307	L= 1.585
1.8	74	03/94→04/02		05/97→ 10/00; Trommelbremse; <input type="checkbox"/>		24.3727-0306.2 580306	L= 1.493
				05/97→ 10/00; Trommelbremse; <input type="checkbox"/>		24.3727-0307.2 580307	L= 1.585
				→ 04/97; Trommelbremse; <input type="checkbox"/>		24.3727-0814.2 580814	L= 1.621
→							








	kw					! #		
PEUGEOT - 306 Cabriolet (7D, N3, N5) 01/94→04/02								
 Seilzug, Feststellbremse								
1.8	74	03/94→04/02		→ 04/97; Trommelbremse; <input type="checkbox"/>		24.3727-0815.2	580815	L= 1.531
1.8 16V	81	05/97→04/02		Scheibenbremse; <input type="checkbox"/>		24.3727-0304.2	580304	L= 1.612
2.0 16V	99	03/97→04/02		Scheibenbremse; <input type="checkbox"/>		24.3727-0305.2	580305	L= 1.533
2.0	89 - 90	03/94→04/02		→ 04/97; Scheibenbremse; <input type="checkbox"/>		24.3727-0304.2	580304	L= 1.612
				→ 04/97; Scheibenbremse; <input type="checkbox"/>		24.3727-0305.2	580305	L= 1.533
2.0 16V	97	03/97→04/02		→ 10/00; Scheibenbremse; <input type="checkbox"/>		24.3727-0304.2	580304	L= 1.612
				→ 10/00; Scheibenbremse; <input type="checkbox"/>		24.3727-0305.2	580305	L= 1.533
PEUGEOT - 306 Kasten/Kombi (N_, 7_) 07/93→08/02								
 Radbremszylinder								
1.4	55	03/96→07/01	➡	05/97→ 05/01; - ABS; <input type="checkbox"/>		24.3220-1615.3	020242	TRW GG
						24.3220-1617.3	020244	BDX GG
			➡	→ 04/97; - ABS; für Fahrzeuge ohne verstärktes Fahrwerk; Türenanzahl: 5; <input type="checkbox"/>		24.3220-1615.3	020242	TRW GG
						24.3220-1617.3	020244	BDX GG
			➡	→ 04/97; - ABS; für Fahrzeuge ohne verstärktes Fahrwerk; Türenanzahl: 5; <input type="checkbox"/>		24.3220-1616.3	020243	TRW GG
						24.3220-1618.3	020245	BDX GG
			➡	05/97→ 05/01; - ABS; <input type="checkbox"/>		24.3220-1616.3	020243	TRW GG
						24.3220-1618.3	020245	BDX GG
1.8 D	44	05/97→06/00	➡	→ 04/97; - ABS; für Fahrzeuge mit verstärktem Fahrwerk; Türenanzahl: 3		24.3220-1702.3	020375	BDX GG
1.9 D	50	05/97→05/99	➡	→ 04/97; + ABS; für Fahrzeuge ohne verstärktes Fahrwerk		24.3220-1702.3	020375	BDX GG
			➡	→ Orga 08729; + ABS		24.3220-1711.3	020409	TRW GG
1.9 D	51	02/99→08/02	➡	Orga 08730→; → 05/01; + ABS		24.3220-1717.3	020430	TRW ALU
1.8 D	44	05/97→06/00	➡	- ABS		24.3220-1702.3	020375	BDX GG
1.9 D	50	05/97→05/99	➡	+ ABS		24.3222-1714.3	020432	BDX GG
1.9 D	51	02/99→08/02	➡	→ 03/02; - ABS		24.3220-1702.3	020375	BDX GG
			➡	→ 03/02; + ABS		24.3222-1714.3	020432	BDX GG
1.9 D	68	02/94→04/99	➡	- ABS; für Fahrzeuge ohne verstärktes Fahrwerk; Türenanzahl: 5; <input type="checkbox"/>		24.3220-1615.3	020242	TRW GG
						24.3220-1617.3	020244	BDX GG
			➡	- ABS; für Fahrzeuge ohne verstärktes Fahrwerk; Türenanzahl: 5; <input type="checkbox"/>		24.3220-1616.3	020243	TRW GG
						24.3220-1618.3	020245	BDX GG
			➡	→ 08/95; + ABS		24.3220-1619.3	020246	TRW GG
			➡	+ ABS; für Fahrzeuge ohne verstärktes Fahrwerk		24.3220-1702.3	020375	BDX GG
1.9 D	68	02/94→04/99	➡	- ABS; für Fahrzeuge mit verstärktem Fahrwerk; Türenanzahl: 3		24.3220-1702.3	020375	BDX GG
			➡	09/95→; → Orga 08729		24.3220-1711.3	020409	TRW GG
			➡	Orga 08730→		24.3220-1717.3	020430	TRW ALU
Zubehörsatz, Bremsbacken								
1.4	55	03/96→07/01	➡	→ 04/97; - ABS; für Fahrzeuge ohne verstärktes Fahrwerk; Türenanzahl: 5		03.0137-9086.2	669086	BDX
						03.0137-9175.2	669175	TRW
			➡	05/97→ 05/01; - ABS		03.0137-9086.2	669086	BDX
						03.0137-9175.2	669175	TRW
			➡	→ 05/01; + ABS		03.0137-9158.2	669158	TRW
1.8 D	44	05/97→06/00	➡	→ 04/97; + ABS; für Fahrzeuge ohne verstärktes Fahrwerk		03.0137-9228.2	669228	BDX
1.9 D	50	05/97→05/99	➡	→ 04/97; - ABS; für Fahrzeuge mit verstärktem Fahrwerk; Türenanzahl: 3		03.0137-9228.2	669228	BDX
1.9 D	51	02/99→08/02	➡	→ 03/02		03.0137-9228.2	669228	BDX
1.9 D	68	02/94→04/99	➡	- ABS; für Fahrzeuge ohne verstärktes Fahrwerk; Türenanzahl: 5		03.0137-9086.2	669086	BDX
						03.0137-9175.2	669175	TRW
			➡	09/95→		03.0137-9158.2	669158	TRW
			➡	→ 08/95; + ABS		03.0137-9175.2	669175	TRW
→								

	kw					! #		
PEUGEOT - 306 Kasten/Kombi (N_, 7_) 07/93→08/02								
Zubehörsatz, Bremsbacken								
1.9 D	68	02/94→04/99	➡	+ ABS; für Fahrzeuge ohne verstärktes Fahrwerk		03.0137-9228.2	669228	BDX
			➡	- ABS; für Fahrzeuge mit verstärktem Fahrwerk; Türenanzahl: 3		03.0137-9228.2	669228	BDX
 Bremstrommel								
1.4	55	03/96→07/01	➡	05/97→ 05/01; - ABS		24.0218-0016.1	480011	Ø 212 x 44,5 / 181 - RLG / - ABS Ring
						24.0218-0716.2	480203	Ø 212 x 44,5 / 181 + RLG / - ABS Ring
			➡	→ 04/97; - ABS; für Fahrzeuge ohne verstärktes Fahrwerk; Türenanzahl: 5		24.0218-0016.1	480011	Ø 212 x 44,5 / 181 - RLG / - ABS Ring
						24.0218-0716.2	480203	Ø 212 x 44,5 / 181 + RLG / - ABS Ring
			➡	→ 05/01; + ABS		24.0220-3014.1	480090	Ø 247 x 46,5 / 204,5 - RLG / - ABS Ring
			➡	→ 04/97; - ABS; für Fahrzeuge mit verstärktem Fahrwerk; Türenanzahl: 3; BENDIX		24.0222-8017.1	480071	Ø 274 x 50,8 / 230
			➡	→ 04/97; + ABS; für Fahrzeuge ohne verstärktes Fahrwerk; BENDIX		24.0222-8017.1	480071	Ø 274 x 50,8 / 230
1.8 D	44	05/97→06/00	➡			24.0222-8017.1	480071	Ø 274 x 50,8 / 230
1.9 D	50	05/97→05/99	➡					
1.9 D	51	02/99→08/02	➡	→ 03/02		24.0222-8017.1	480071	Ø 274 x 50,8 / 230
1.9 D	68	02/94→04/99	➡	- ABS; für Fahrzeuge ohne verstärktes Fahrwerk; Türenanzahl: 5		24.0218-0016.1	480011	Ø 212 x 44,5 / 181 - RLG / - ABS Ring
						24.0218-0716.2	480203	Ø 212 x 44,5 / 181 + RLG / - ABS Ring
			➡	→ 08/95; + ABS; TRW		24.0218-0016.1	480011	Ø 212 x 44,5 / 181 - RLG / - ABS Ring
						24.0218-0716.2	480203	Ø 212 x 44,5 / 181 + RLG / - ABS Ring
			➡	09/95→		24.0220-3014.1	480090	Ø 247 x 46,5 / 204,5 - RLG / - ABS Ring
			➡	- ABS; für Fahrzeuge mit verstärktem Fahrwerk; Türenanzahl: 3; BENDIX		24.0222-8017.1	480071	Ø 274 x 50,8 / 230
			➡	+ ABS; für Fahrzeuge ohne verstärktes Fahrwerk; BENDIX		24.0222-8017.1	480071	Ø 274 x 50,8 / 230
 Bremsbackensatz								
1.4	55	03/96→07/01	➡	05/97→ 05/01; - ABS		03.0137-0197.2	650197	TRW Ø 180 x 32 + HEB
						03.0137-0261.2	650261	BDX Ø 180 x 32
						03.0520-2520.3	692520	TRW Ø 180 x 32 + RZ / + Zub TopKit
						03.0520-2620.3	692620	BDX Ø 180 x 32 + RZ / + Zub TopKit
						03.0525-0004.3	EQ0004	TRW Ø 180 x 32 - RZ / + Zub Easy Quick
			➡	→ 04/97; - ABS; für Fahrzeuge ohne verstärktes Fahrwerk; Türenanzahl: 5		03.0137-0197.2	650197	TRW Ø 180 x 32 + HEB
						03.0137-0261.2	650261	BDX Ø 180 x 32
						03.0520-2520.3	692520	TRW Ø 180 x 32 + RZ / + Zub TopKit
						03.0520-2620.3	692620	BDX Ø 180 x 32 + RZ / + Zub TopKit
						03.0525-0004.3	EQ0004	TRW Ø 180 x 32 - RZ / + Zub Easy Quick
			➡	→ 05/01; + ABS		03.0137-0312.2	650312	TRW Ø 203 x 38
			➡	→ 04/97; - ABS; für Fahrzeuge mit verstärktem Fahrwerk; Türenanzahl: 3		03.0137-0370.2	650370	BDX Ø 229 x 42 + HEB
			➡	→ 04/97; + ABS; für Fahrzeuge ohne verstärktes Fahrwerk		03.0137-0370.2	650370	BDX Ø 229 x 42 + HEB
						03.0520-3220.3	693220	BDX Ø 229 x 42 + RZ / + Zub TopKit
			➡	→ 04/97; für Fahrzeuge mit verstärktem Fahrwerk; Türenanzahl: 3; + ABS		03.0520-3220.3	693220	BDX Ø 229 x 42 + RZ / + Zub TopKit
			➡	→Orga 08729; + ABS		03.0520-5720.3	695720	TRW Ø 203 x 39 + RZ / + Zub TopKit

	kw					! #		
PEUGEOT - 306 Kasten/Kombi (N_, 7_) 07/93→08/02								
 Bremsbackensatz								
1.4	55	03/96→07/01	➔	Orga 08730→; → 05/01; + ABS			03.0520-6420.3 696420	TRW Ø 203 x 39 + RZ / + Zub TopKit
1.8 D	44	05/97→06/00	➔				03.0137-0370.2 650370	BDX Ø 229 x 42 + HEB
1.9 D	50	05/97→05/99	➔	+ ABS			03.0520-5822.3 695822	BDX Ø 229 x 42 + RZ / + Zub TopKit
			➔	- ABS			03.0520-6720.3 696720	BDX Ø 229 x 42 + RZ / + Zub TopKit
1.9 D	51	02/99→08/02	➔	→ 03/02			03.0137-0370.2 650370	BDX Ø 229 x 42 + HEB
			➔	→ 03/02; + ABS			03.0520-5822.3 695822	BDX Ø 229 x 42 + RZ / + Zub TopKit
			➔	→ 03/02; - ABS			03.0520-6720.3 696720	BDX Ø 229 x 42 + RZ / + Zub TopKit
1.9 D	68	02/94→04/99	➔	- ABS; für Fahrzeuge ohne verstärktes Fahrwerk; Türenanzahl: 5			03.0137-0197.2 650197	TRW Ø 180 x 32 + HEB
							03.0137-0261.2 650261	BDX Ø 180 x 32
							03.0520-2520.3 692520	TRW Ø 180 x 32 + RZ / + Zub TopKit
							03.0520-2620.3 692620	BDX Ø 180 x 32 + RZ / + Zub TopKit
							03.0525-0004.3 EQ0004	TRW Ø 180 x 32 - RZ / + Zub Easy Quick
			➔	→ 08/95; + ABS			03.0137-0197.2 650197	TRW Ø 180 x 32 + HEB
							03.0525-0004.3 EQ0004	TRW Ø 180 x 32 - RZ / + Zub Easy Quick
			➔	09/95→			03.0137-0312.2 650312	TRW Ø 203 x 38
			➔	+ ABS; für Fahrzeuge ohne verstärktes Fahrwerk			03.0137-0370.2 650370	BDX Ø 229 x 42 + HEB
							03.0520-3220.3 693220	BDX Ø 229 x 42 + RZ / + Zub TopKit
			➔	- ABS; für Fahrzeuge mit verstärktem Fahrwerk; Türenanzahl: 3			03.0137-0370.2 650370	BDX Ø 229 x 42 + HEB
			➔	für Fahrzeuge mit verstärktem Fahrwerk; Türenanzahl: 3; + ABS			03.0520-3220.3 693220	BDX Ø 229 x 42 + RZ / + Zub TopKit
			➔	09/95→; →Orga 08729			03.0520-5720.3 695720	TRW Ø 203 x 39 + RZ / + Zub TopKit
			➔	Orga 08730→			03.0520-6420.3 696420	TRW Ø 203 x 39 + RZ / + Zub TopKit
 Seilzug, Feststellbremse								
1.4	55	03/96→07/01		→ 05/01; Trommelbremse; <input type="checkbox"/>			24.3727-0818.2 580818	L= 1.656
				→ 05/01; Trommelbremse; <input type="checkbox"/>			24.3727-0819.2 580819	L= 1.561
1.8 D	44	05/97→06/00		Trommelbremse; <input type="checkbox"/>			24.3727-0822.2 580822	L= 1.608 + Zub
1.9 D	50	05/97→05/99		Trommelbremse; <input type="checkbox"/>			24.3727-0823.2 580823	L= 1.690
1.9 D	51	02/99→08/02		→ 03/02; Trommelbremse; <input type="checkbox"/>			24.3727-0822.2 580822	L= 1.608 + Zub
				→ 03/02; Trommelbremse; <input type="checkbox"/>			24.3727-0823.2 580823	L= 1.690
1.9 D	68	02/94→04/99		Trommelbremse; <input type="checkbox"/>			24.3727-0818.2 580818	L= 1.656
				Trommelbremse; <input type="checkbox"/>			24.3727-0819.2 580819	L= 1.561
2.0 HDi	66	08/98→06/00		Scheibenbremse; <input type="checkbox"/>			24.3727-0812.2 580812	L= 1.696
				Scheibenbremse; <input type="checkbox"/>			24.3727-0813.2 580813	L= 1.614
PEUGEOT - 306 Kasten/Schrägheck 04/93→08/01								
 Radbremszylinder								
1.4	55	03/96→07/01	➔	05/97→ 05/01; - ABS; <input type="checkbox"/>			24.3220-1615.3 020242	TRW GG
							24.3220-1617.3 020244	BDX GG
			➔	→ 04/97; - ABS; für Fahrzeuge ohne verstärktes Fahrwerk; Türenanzahl: 5; <input type="checkbox"/>			24.3220-1615.3 020242	TRW GG
							24.3220-1617.3 020244	BDX GG
			➔	→ 04/97; - ABS; für Fahrzeuge ohne verstärktes Fahrwerk; Türenanzahl: 5; <input type="checkbox"/>			24.3220-1616.3 020243	TRW GG
							24.3220-1618.3 020245	BDX GG
			➔	05/97→ 05/01; - ABS; <input type="checkbox"/>			24.3220-1616.3 020243	TRW GG
							24.3220-1618.3 020245	BDX GG
			➔	→ 04/97; - ABS; für Fahrzeuge mit verstärktem Fahrwerk; Türenanzahl: 3			24.3220-1702.3 020375	BDX GG
			➔	→ 04/97; + ABS; für Fahrzeuge ohne verstärktes Fahrwerk			24.3220-1702.3 020375	BDX GG
			➔	→Orga 08729; + ABS			24.3220-1711.3 020409	TRW GG
→								



	kw			 	! #		
PEUGEOT - 306 Kasten/Schrägheck 04/93→08/01							
 Radbremszylinder							
1.4	55	03/96→07/01	➔	Orga 08730→; → 05/01; + ABS		24.3220-1717.3 020430	TRW ALU
1.8 D	44	04/93→05/99	➔	05/97→; - ABS; 		24.3220-1615.3 020242	TRW GG
					24.3220-1617.3 020244	BDX GG	
			➔	→ 04/97; - ABS; für Fahrzeuge ohne verstärktes Fahrwerk; Türenanzahl: 5; 		24.3220-1615.3 020242	TRW GG
					24.3220-1617.3 020244	BDX GG	
			➔	→ 04/97; - ABS; für Fahrzeuge ohne verstärktes Fahrwerk; Türenanzahl: 5; 		24.3220-1616.3 020243	TRW GG
					24.3220-1618.3 020245	BDX GG	
			➔	05/97→; - ABS; 		24.3220-1616.3 020243	TRW GG
					24.3220-1618.3 020245	BDX GG	
			➔	→ 08/95; + ABS		24.3220-1619.3 020246	TRW GG
1.9 D	50 - 51	05/97→08/01	➔	→ 04/97; + ABS; für Fahrzeuge ohne verstärktes Fahrwerk		24.3220-1702.3 020375	BDX GG
					24.3220-1702.3 020375	BDX GG	
			➔	→ 04/97; - ABS; für Fahrzeuge mit verstärktem Fahrwerk; Türenanzahl: 3		24.3220-1702.3 020375	BDX GG
					24.3220-1702.3 020375	BDX GG	
			➔	09/95→; →Orga 08729; + ABS		24.3220-1711.3 020409	TRW GG
					24.3220-1711.3 020409	TRW GG	
			➔	Orga 08730→; + ABS		24.3220-1717.3 020430	TRW ALU
					24.3220-1717.3 020430	TRW ALU	
					24.3220-1717.3 020430	TRW ALU	
Zubehörsatz, Bremsbacken							
1.4	55	03/96→07/01	➔	→ 04/97; - ABS; für Fahrzeuge ohne verstärktes Fahrwerk; Türenanzahl: 5		03.0137-9086.2 669086	BDX
					03.0137-9175.2 669175	TRW	
			➔	05/97→ 05/01; - ABS		03.0137-9086.2 669086	BDX
					03.0137-9175.2 669175	TRW	
			➔	→ 05/01; + ABS		03.0137-9158.2 669158	TRW
					03.0137-9228.2 669228	BDX	
1.8 D	44	04/93→05/99	➔	→ 04/97; - ABS; für Fahrzeuge ohne verstärktes Fahrwerk; Türenanzahl: 5		03.0137-9086.2 669086	BDX
					03.0137-9175.2 669175	TRW	
			➔	05/97→; - ABS		03.0137-9086.2 669086	BDX
					03.0137-9175.2 669175	TRW	
			➔	→ 04/97; - ABS; für Fahrzeuge ohne verstärktes Fahrwerk; Türenanzahl: 5		03.0137-9086.2 669086	BDX
					03.0137-9175.2 669175	TRW	
1.9 D	50 - 51	05/97→08/01	➔	09/95→; + ABS		03.0137-9158.2 669158	TRW
					03.0137-9158.2 669158	TRW	
			➔	→ 08/95; + ABS		03.0137-9175.2 669175	TRW
					03.0137-9175.2 669175	TRW	
			➔	→ 04/97; + ABS; für Fahrzeuge ohne verstärktes Fahrwerk		03.0137-9228.2 669228	BDX
					03.0137-9228.2 669228	BDX	
1.9 D	50 - 51	05/97→08/01	➔	→ 04/97; - ABS; für Fahrzeuge mit verstärktem Fahrwerk; Türenanzahl: 3		03.0137-9228.2 669228	BDX
					03.0137-9228.2 669228	BDX	
			➔	- ABS		03.0137-9086.2 669086	BDX
		03.0137-9175.2 669175	TRW				
		03.0137-9158.2 669158	TRW				
		03.0137-9228.2 669228	BDX				
 Bremstrommel							
1.4	55	03/96→07/01	➔	05/97→ 05/01; - ABS		24.0218-0016.1 480011	Ø 212 x 44,5 / 181 - RLG / - ABS Ring
					24.0218-0716.2 480203	Ø 212 x 44,5 / 181 + RLG / - ABS Ring	
			➔	→ 04/97; - ABS; für Fahrzeuge ohne verstärktes Fahrwerk; Türenanzahl: 5		24.0218-0016.1 480011	Ø 212 x 44,5 / 181 - RLG / - ABS Ring
					24.0218-0716.2 480203	Ø 212 x 44,5 / 181 + RLG / - ABS Ring	
		➔	→ 05/01; + ABS		24.0220-3014.1 480090	Ø 247 x 46,5 / 204,5 - RLG / - ABS Ring	

	kw			 	! #		
PEUGEOT - 306 Kasten/Schrägheck 04/93→08/01							
Bremstrommel							
1.4	55	03/96→07/01	➡	→ 04/97; - ABS; für Fahrzeuge mit verstärktem Fahrwerk; Türenanzahl: 3; BENDIX	24.0222-8017.1	480071	Ø 274 x 50,8 / 230
			➡	→ 04/97; + ABS; für Fahrzeuge ohne verstärktes Fahrwerk; BENDIX	24.0222-8017.1	480071	Ø 274 x 50,8 / 230
1.8 D	44	04/93→05/99	➡	05/97→; - ABS	24.0218-0016.1	480011	Ø 212 x 44,5 / 181 - RLG / - ABS Ring
					24.0218-0716.2	480203	Ø 212 x 44,5 / 181 + RLG / - ABS Ring
			➡	→ 04/97; - ABS; für Fahrzeuge ohne verstärktes Fahrwerk; Türenanzahl: 5	24.0218-0016.1	480011	Ø 212 x 44,5 / 181 - RLG / - ABS Ring
					24.0218-0716.2	480203	Ø 212 x 44,5 / 181 + RLG / - ABS Ring
			➡	→ 08/95; + ABS; TRW	24.0218-0016.1	480011	Ø 212 x 44,5 / 181 - RLG / - ABS Ring
					24.0218-0716.2	480203	Ø 212 x 44,5 / 181 + RLG / - ABS Ring
1.9 D	50 51	05/97→08/01	➡	- ABS; Lucas	24.0218-0016.1	480011	Ø 212 x 44,5 / 181 - RLG / - ABS Ring
			➡	- ABS	24.0218-0716.2	480203	Ø 212 x 44,5 / 181 + RLG / - ABS Ring
			➡	+ ABS	24.0220-3014.1	480090	Ø 247 x 46,5 / 204,5 - RLG / - ABS Ring
			➡	→ 04/97; - ABS; für Fahrzeuge mit verstärktem Fahrwerk; Türenanzahl: 3; BENDIX	24.0222-8017.1	480071	Ø 274 x 50,8 / 230
			➡	→ 04/97; + ABS; für Fahrzeuge ohne verstärktes Fahrwerk; BENDIX	24.0222-8017.1	480071	Ø 274 x 50,8 / 230
Bremsbackensatz							
1.4	55	03/96→07/01	➡	05/97→ 05/01; - ABS	03.0137-0197.2	650197	TRW Ø 180 x 32 + HEB
					03.0137-0261.2	650261	BDX Ø 180 x 32
					03.0520-2520.3	692520	TRW Ø 180 x 32 + RZ / + Zub TopKit
					03.0520-2620.3	692620	BDX Ø 180 x 32 + RZ / + Zub TopKit
					03.0525-0004.3	EQ0004	TRW Ø 180 x 32 - RZ / + Zub Easy Quick
			➡	→ 04/97; - ABS; für Fahrzeuge ohne verstärktes Fahrwerk; Türenanzahl: 5	03.0137-0197.2	650197	TRW Ø 180 x 32 + HEB
					03.0137-0261.2	650261	BDX Ø 180 x 32
					03.0520-2520.3	692520	TRW Ø 180 x 32 + RZ / + Zub TopKit
					03.0520-2620.3	692620	BDX Ø 180 x 32 + RZ / + Zub TopKit
					03.0525-0004.3	EQ0004	TRW Ø 180 x 32 - RZ / + Zub Easy Quick
1.8 D	44	04/93→05/99	➡	→ 05/01; + ABS	03.0137-0312.2	650312	TRW Ø 203 x 38
			➡	→ 04/97; - ABS; für Fahrzeuge mit verstärktem Fahrwerk; Türenanzahl: 3	03.0137-0370.2	650370	BDX Ø 229 x 42 + HEB
			➡	→ 04/97; + ABS; für Fahrzeuge ohne verstärktes Fahrwerk	03.0137-0370.2	650370	BDX Ø 229 x 42 + HEB
					03.0520-3220.3	693220	BDX Ø 229 x 42 + RZ / + Zub TopKit
			➡	→ 04/97; für Fahrzeuge mit verstärktem Fahrwerk; Türenanzahl: 3; + ABS	03.0520-3220.3	693220	BDX Ø 229 x 42 + RZ / + Zub TopKit
			➡	→Orga 08729; + ABS	03.0520-5720.3	695720	TRW Ø 203 x 39 + RZ / + Zub TopKit
			➡	Orga 08730→; → 05/01; + ABS	03.0520-6420.3	696420	TRW Ø 203 x 39 + RZ / + Zub TopKit
			➡	→ 08/95; + ABS	03.0137-0197.2	650197	TRW Ø 180 x 32 + HEB
					03.0525-0004.3	EQ0004	TRW Ø 180 x 32 - RZ / + Zub Easy Quick
			➡	05/97→; - ABS	03.0137-0197.2	650197	TRW Ø 180 x 32 + HEB
		03.0137-0261.2	650261	BDX Ø 180 x 32			
		03.0520-2520.3	692520	TRW Ø 180 x 32 + RZ / + Zub TopKit			

PEUGEOT - 306 Kasten/Schrägheck 04/93→08/01

Bremsbackensatz

1.8 D	44	04/93→05/99	➡	05/97→; - ABS	03.0520-2620.3	692620	BDX Ø 180 x 32 + RZ / + Zub TopKit
					03.0525-0004.3	EQ0004	TRW Ø 180 x 32 - RZ / + Zub Easy Quick
			➡	→ 04/97; - ABS; für Fahrzeuge ohne verstärktes Fahrwerk; Türenanzahl: 5	03.0137-0197.2	650197	TRW Ø 180 x 32 + HEB
					03.0137-0261.2	650261	BDX Ø 180 x 32
					03.0520-2520.3	692520	TRW Ø 180 x 32 + RZ / + Zub TopKit
					03.0520-2620.3	692620	BDX Ø 180 x 32 + RZ / + Zub TopKit
					03.0525-0004.3	EQ0004	TRW Ø 180 x 32 - RZ / + Zub Easy Quick
			➡	09/95→; + ABS	03.0137-0312.2	650312	TRW Ø 203 x 38
➡	→ 04/97; - ABS; für Fahrzeuge mit verstärktem Fahrwerk; Türenanzahl: 3	03.0137-0370.2	650370	BDX Ø 229 x 42 + HEB			
➡	→ 04/97; + ABS; für Fahrzeuge ohne verstärktes Fahrwerk	03.0137-0370.2	650370	BDX Ø 229 x 42 + HEB			
		03.0520-3220.3	693220	BDX Ø 229 x 42 + RZ / + Zub TopKit			
➡	→ 04/97; für Fahrzeuge mit verstärktem Fahrwerk; Türenanzahl: 3; + ABS	03.0520-3220.3	693220	BDX Ø 229 x 42 + RZ / + Zub TopKit			
➡	09/95→; →Orga 08729; + ABS	03.0520-5720.3	695720	TRW Ø 203 x 39 + RZ / + Zub TopKit			
➡	Orga 08730→; + ABS	03.0520-6420.3	696420	TRW Ø 203 x 39 + RZ / + Zub TopKit			
1.9 D	50 - 51	05/97→08/01	➡	- ABS	03.0137-0197.2	650197	TRW Ø 180 x 32 + HEB
					03.0137-0261.2	650261	BDX Ø 180 x 32
					03.0520-2520.3	692520	TRW Ø 180 x 32 + RZ / + Zub TopKit
					03.0520-2620.3	692620	BDX Ø 180 x 32 + RZ / + Zub TopKit
					03.0525-0004.3	EQ0004	TRW Ø 180 x 32 - RZ / + Zub Easy Quick
➡	+ ABS	03.0137-0312.2	650312	TRW Ø 203 x 38			
		03.0137-0370.2	650370	BDX Ø 229 x 42 + HEB			
		03.0520-3220.3	693220	BDX Ø 229 x 42 + RZ / + Zub TopKit			
➡	→Orga 08729; + ABS	03.0520-5720.3	695720	TRW Ø 203 x 39 + RZ / + Zub TopKit			
➡	Orga 08730→; + ABS	03.0520-6420.3	696420	TRW Ø 203 x 39 + RZ / + Zub TopKit			









Seilzug, Feststellbremse












1.4	55	03/96→07/01	➡	→ 05/01; Trommelbremse; <input type="checkbox"/>	24.3727-0818.2	580818	L= 1.656
				→ 05/01; Trommelbremse; <input type="checkbox"/>	24.3727-0819.2	580819	L= 1.561
1.8 D	44	04/93→05/99		Trommelbremse; <input type="checkbox"/>	24.3727-0818.2	580818	L= 1.656
1.9 D	50 - 51	05/97→08/01		Trommelbremse; <input type="checkbox"/>	24.3727-0819.2	580819	L= 1.561








PEUGEOT - 306 Schrägheck (7A, 7C, N3, N5) 01/93→10/03








Radbremszylinder








1.1	44	05/93→05/01	➡	03/94→ 04/97; - ABS; <input type="checkbox"/>	24.3220-1615.3	020242	TRW GG	
					24.3220-1617.3	020244	BDX GG	
			➡	03/94→ 04/97; - ABS; <input type="checkbox"/>	24.3220-1616.3	020243	TRW GG	
					24.3220-1618.3	020245	BDX GG	
			➡	03/94→ 08/95; + ABS	2	24.3220-1619.3	020246	TRW GG
			➡	03/94→ 04/97; + ABS	2	24.3220-1702.3	020375	BDX GG
➡	09/95→; →Orga 08729; + ABS	2	24.3220-1711.3	020409	TRW GG			
1.4 1.8 D 1.9 D	55 43 47 - 50	04/93→07/01 05/93→05/01 05/93→05/01	➡	05/97→; - ABS; <input type="checkbox"/>	24.3220-1615.3	020242	TRW GG	
					24.3220-1617.3	020244	BDX GG	
			➡	→ 04/97; - ABS; für Fahrzeuge ohne verstärktes Fahrwerk; Türenanzahl: 5; <input type="checkbox"/>	24.3220-1615.3	020242	TRW GG	
					24.3220-1617.3	020244	BDX GG	
			➡	→ 04/97; - ABS; für Fahrzeuge ohne verstärktes Fahrwerk; Türenanzahl: 5; <input type="checkbox"/>	24.3220-1616.3	020243	TRW GG	
		24.3220-1618.3	020245	BDX GG				
➡	05/97→; - ABS; <input type="checkbox"/>		24.3220-1616.3	020243	TRW GG			








	kw			 	! #		
PEUGEOT - 306 Schrägheck (7A, 7C, N3, N5) 01/93→10/03							
 Radbremszylinder							
1.4 1.8 D 1.9 D	55 43 47 50	04/93→07/01 05/93→05/01 05/93→05/01	➡	05/97→; - ABS; <input type="checkbox"/>	2	24.3220-1618.3 020245	BDX GG
			➡	→ 08/95; + ABS	2	24.3220-1619.3 020246	TRW GG
			➡	→ 04/97; - ABS; für Fahrzeuge mit verstärktem Fahrwerk; Türenanzahl: 3	2	24.3220-1702.3 020375	BDX GG
			➡	→ 04/97; + ABS; für Fahrzeuge ohne verstärktes Fahrwerk	2	24.3220-1702.3 020375	BDX GG
			➡	05/97→	2	24.3220-1702.3 020375	BDX GG
			➡	09/95→; →Orga 08729; + ABS	2	24.3220-1711.3 020409	TRW GG
			➡	Orga 08730→; + ABS	2	24.3220-1717.3 020430	TRW ALU
1.6	65	05/93→10/00	➡	- ABS; <input type="checkbox"/>		24.3220-1615.3 020242 24.3220-1617.3 020244	TRW GG BDX GG
			➡	- ABS; <input type="checkbox"/>		24.3220-1616.3 020243 24.3220-1618.3 020245	TRW GG BDX GG
			➡	→ 08/95; + ABS	2	24.3220-1619.3 020246	TRW GG
			➡	09/95→; →Orga 08729; + ABS	2	24.3220-1711.3 020409	TRW GG
1.6	72	10/00→05/01	➡	- ABS; <input type="checkbox"/>		24.3220-1615.3 020242 24.3220-1617.3 020244	TRW GG BDX GG
			➡	- ABS; <input type="checkbox"/>		24.3220-1616.3 020243 24.3220-1618.3 020245	TRW GG BDX GG
			➡	Orga 08730→; + ABS	2	24.3220-1717.3 020430	TRW ALU
1.8	74	05/93→05/01	➡	- ABS; <input type="checkbox"/>		24.3220-1615.3 020242 24.3220-1617.3 020244	TRW GG BDX GG
			➡	- ABS; <input type="checkbox"/>		24.3220-1616.3 020243 24.3220-1618.3 020245	TRW GG BDX GG
			➡	→ 08/95; + ABS	2	24.3220-1619.3 020246	TRW GG
			➡	09/95→; →Orga 08729; + ABS	2	24.3220-1711.3 020409	TRW GG
			➡	Orga 08730→; + ABS	2	24.3220-1717.3 020430	TRW ALU
1.8 D	44	04/93→05/99	➡	05/97→; - ABS; <input type="checkbox"/>		24.3220-1615.3 020242 24.3220-1617.3 020244	TRW GG BDX GG
			➡	→ 04/97; - ABS; für Fahrzeuge ohne verstärktes Fahrwerk; Türenanzahl: 5; <input type="checkbox"/>		24.3220-1615.3 020242 24.3220-1617.3 020244	TRW GG BDX GG
			➡	→ 04/97; - ABS; für Fahrzeuge ohne verstärktes Fahrwerk; Türenanzahl: 5; <input type="checkbox"/>		24.3220-1616.3 020243 24.3220-1618.3 020245	TRW GG BDX GG
			➡	05/97→; - ABS; <input type="checkbox"/>		24.3220-1616.3 020243 24.3220-1618.3 020245	TRW GG BDX GG
			➡	→ 08/95; + ABS	2	24.3220-1619.3 020246	TRW GG
			➡	→ 04/97; - ABS; für Fahrzeuge mit verstärktem Fahrwerk; Türenanzahl: 3	2	24.3220-1702.3 020375	BDX GG
			➡	→ 04/97; + ABS; für Fahrzeuge ohne verstärktes Fahrwerk	2	24.3220-1702.3 020375	BDX GG
			➡	09/95→; →Orga 08729; + ABS	2	24.3220-1711.3 020409	TRW GG
			➡	Orga 08730→; + ABS	2	24.3220-1717.3 020430	TRW ALU
1.9 D	51 - 55	03/98→05/01	➡	- ABS; <input type="checkbox"/>		24.3220-1615.3 020242 24.3220-1617.3 020244	TRW GG BDX GG
			➡	- ABS; <input type="checkbox"/>		24.3220-1616.3 020243 24.3220-1618.3 020245	TRW GG BDX GG
			➡		2	24.3220-1702.3 020375	BDX GG
			➡	→Orga 08729; + ABS	2	24.3220-1711.3 020409	TRW GG
			➡	Orga 08730→; + ABS	2	24.3220-1717.3 020430	TRW ALU
1.9 D	68	01/93→12/97	➡	10/94→; - ABS; <input type="checkbox"/>		24.3220-1615.3 020242 24.3220-1617.3 020244	TRW GG BDX GG
			➡	10/93→; - ABS; für Fahrzeuge ohne verstärktes Fahrwerk; Türenanzahl: 5; <input type="checkbox"/>		24.3220-1615.3 020242 24.3220-1617.3 020244	TRW GG BDX GG
			➡	10/93→; - ABS; für Fahrzeuge ohne verstärktes Fahrwerk; Türenanzahl: 5; <input type="checkbox"/>		24.3220-1616.3 020243 24.3220-1618.3 020245	TRW GG BDX GG
			➡	10/94→; - ABS; <input type="checkbox"/>		24.3220-1616.3 020243 24.3220-1618.3 020245	TRW GG BDX GG
			➡				

	kw				! #		
PEUGEOT - 306 Schrägheck (7A, 7C, N3, N5) 01/93→10/03							
 Radbremszylinder							
1.9 D	68	01/93→12/97	➡	10/93→ 08/95; + ABS	2	24.3220-1619.3 020246	TRW GG
			➡	10/94→ 08/95; + ABS	2	24.3220-1619.3 020246	TRW GG
			➡	10/94→; + ABS	2	24.3220-1702.3 020375	BDX GG
			➡	10/93→; + ABS; für Fahrzeuge ohne verstärktes Fahrwerk	2	24.3220-1702.3 020375	BDX GG
			➡	10/93→; - ABS; für Fahrzeuge mit verstärktem Fahrwerk; Türenanzahl: 3	2	24.3220-1702.3 020375	BDX GG
			➡	09/95→; →Orga 08729	2	24.3220-1711.3 020409	TRW GG
			➡	Orga 08730→	2	24.3220-1717.3 020430	TRW ALU
1.9 DT	66	05/93→05/01	➡	10/93→; - ABS; für Fahrzeuge ohne verstärktes Fahrwerk; Türenanzahl: 5; 		24.3220-1615.3 020242 24.3220-1617.3 020244	TRW GG BDX GG
			➡	10/93→; - ABS; für Fahrzeuge ohne verstärktes Fahrwerk; Türenanzahl: 5; 		24.3220-1616.3 020243 24.3220-1618.3 020245	TRW GG BDX GG
			➡	10/93→ 08/95; + ABS	2	24.3220-1619.3 020246	TRW GG
			➡	10/93→; + ABS; für Fahrzeuge ohne verstärktes Fahrwerk	2	24.3220-1702.3 020375	BDX GG
			➡	10/93→; - ABS; für Fahrzeuge mit verstärktem Fahrwerk; Türenanzahl: 3	2	24.3220-1702.3 020375	BDX GG
			➡	09/95→; →Orga 08729	2	24.3220-1711.3 020409	TRW GG
			➡	Orga 08730→	2	24.3220-1717.3 020430	TRW ALU
1.9 Td	52	07/95→08/00	➡	- ABS; für Fahrzeuge ohne verstärktes Fahrwerk; Türenanzahl: 5; 		24.3220-1615.3 020242 24.3220-1617.3 020244	TRW GG BDX GG
			➡	- ABS; für Fahrzeuge ohne verstärktes Fahrwerk; Türenanzahl: 5; 		24.3220-1616.3 020243 24.3220-1618.3 020245	TRW GG BDX GG
			➡	→ 08/95; + ABS	2	24.3220-1619.3 020246	TRW GG
			➡	+ ABS; für Fahrzeuge ohne verstärktes Fahrwerk	2	24.3220-1702.3 020375	BDX GG
			➡	- ABS; für Fahrzeuge mit verstärktem Fahrwerk; Türenanzahl: 3	2	24.3220-1702.3 020375	BDX GG
			➡	09/95→; →Orga 08729	2	24.3220-1711.3 020409	TRW GG
			➡	Orga 08730→	2	24.3220-1717.3 020430	TRW ALU
Zubehörsatz, Bremsbacken							
1.1	44	05/93→05/01	➡	03/94→ 04/97; - ABS		03.0137-9086.2 669086 03.0137-9175.2 669175	BDX TRW
			➡	09/95→ 04/97; + ABS		03.0137-9158.2 669158	TRW
			➡	03/94→ 08/95; + ABS		03.0137-9175.2 669175	TRW
			➡	03/94→ 04/97; + ABS		03.0137-9228.2 669228	BDX
1.4 1.8 D 1.9 D	55 43 47 - 50	04/93→07/01 05/93→05/01 05/93→05/01	➡	05/97→; - ABS		03.0137-9086.2 669086 03.0137-9175.2 669175	BDX TRW
			➡	→ 04/97; - ABS; für Fahrzeuge ohne verstärktes Fahrwerk; Türenanzahl: 5		03.0137-9086.2 669086 03.0137-9175.2 669175	BDX TRW
			➡	09/95→; + ABS		03.0137-9158.2 669158	TRW
			➡	→ 08/95; + ABS		03.0137-9175.2 669175	TRW
			➡	→ 04/97; + ABS; für Fahrzeuge ohne verstärktes Fahrwerk		03.0137-9228.2 669228	BDX
			➡	→ 04/97; - ABS; für Fahrzeuge mit verstärktem Fahrwerk; Türenanzahl: 3		03.0137-9228.2 669228	BDX
			➡	05/97→		03.0137-9228.2 669228	BDX
1.6 1.8	65 74	05/93→10/00 05/93→05/01	➡	- ABS		03.0137-9086.2 669086 03.0137-9175.2 669175	BDX TRW
			➡	09/95→; + ABS		03.0137-9158.2 669158	TRW
			➡	→ 08/95; + ABS		03.0137-9175.2 669175	TRW
1.6	72	10/00→05/01	➡	- ABS		03.0137-9086.2 669086 03.0137-9175.2 669175	BDX TRW
			➡	+ ABS		03.0137-9158.2 669158	TRW
→							







	kw			 	! #		
PEUGEOT - 306 Schrägheck (7A, 7C, N3, N5) 01/93→10/03							
Zubehörsatz, Bremsbacken							
1.8 D	44	04/93→05/99	➡	05/97→; - ABS	03.0137-9086.2 669086	BDX	
					03.0137-9175.2 669175	TRW	
			➡	→ 04/97; - ABS; für Fahrzeuge ohne verstärktes Fahrwerk; Türenanzahl: 5	03.0137-9086.2 669086	BDX	
					03.0137-9175.2 669175	TRW	
			➡	09/95→; + ABS	03.0137-9158.2 669158	TRW	
			➡	→ 08/95; + ABS	03.0137-9175.2 669175	TRW	
			➡	→ 04/97; + ABS; für Fahrzeuge ohne verstärktes Fahrwerk	03.0137-9228.2 669228	BDX	
		➡	→ 04/97; - ABS; für Fahrzeuge mit verstärktem Fahrwerk; Türenanzahl: 3	03.0137-9228.2 669228	BDX		
1.9 D	51 - 55	03/98→05/01	➡	- ABS	03.0137-9086.2 669086	BDX	
					03.0137-9175.2 669175	TRW	
			➡	+ ABS	03.0137-9158.2 669158	TRW	
			➡		03.0137-9228.2 669228	BDX	
1.9 D	68	01/93→12/97	➡	10/94→ 08/95; - ABS	03.0137-9086.2 669086	BDX	
					03.0137-9086.2 669086	BDX	
			➡	10/93→; - ABS; für Fahrzeuge ohne verstärktes Fahrwerk; Türenanzahl: 5	03.0137-9175.2 669175	TRW	
					03.0137-9175.2 669175	TRW	
			➡	09/95→	03.0137-9158.2 669158	TRW	
			➡	10/93→ 08/95; + ABS	03.0137-9175.2 669175	TRW	
			➡	10/94→ 08/95	03.0137-9175.2 669175	TRW	
			➡	10/93→; + ABS; für Fahrzeuge ohne verstärktes Fahrwerk	03.0137-9228.2 669228	BDX	
		➡	10/93→; - ABS; für Fahrzeuge mit verstärktem Fahrwerk; Türenanzahl: 3	03.0137-9228.2 669228	BDX		
			➡	10/94→; + ABS	03.0137-9228.2 669228	BDX	
1.9 DT	66	05/93→05/01	➡	10/93→; - ABS; für Fahrzeuge ohne verstärktes Fahrwerk; Türenanzahl: 5	03.0137-9086.2 669086	BDX	
					03.0137-9175.2 669175	TRW	
			➡	09/95→	03.0137-9158.2 669158	TRW	
			➡	10/93→ 08/95; + ABS	03.0137-9175.2 669175	TRW	
			➡	10/93→; + ABS; für Fahrzeuge ohne verstärktes Fahrwerk	03.0137-9228.2 669228	BDX	
			➡	10/93→; - ABS; für Fahrzeuge mit verstärktem Fahrwerk; Türenanzahl: 3	03.0137-9228.2 669228	BDX	
1.9 Td	52	07/95→08/00	➡	- ABS; für Fahrzeuge ohne verstärktes Fahrwerk; Türenanzahl: 5	03.0137-9086.2 669086	BDX	
					03.0137-9175.2 669175	TRW	
			➡	09/95→	03.0137-9158.2 669158	TRW	
			➡	→ 08/95; + ABS	03.0137-9175.2 669175	TRW	
			➡	+ ABS; für Fahrzeuge ohne verstärktes Fahrwerk	03.0137-9228.2 669228	BDX	
			➡	- ABS; für Fahrzeuge mit verstärktem Fahrwerk; Türenanzahl: 3	03.0137-9228.2 669228	BDX	
Bremstrommel							
1.1	44	05/93→05/01	➡	03/94→ 04/97; - ABS	24.0218-0016.1 480011	Ø 212 x 44,5 / 181 - RLG / - ABS Ring	
					24.0218-0716.2 480203	Ø 212 x 44,5 / 181 + RLG / - ABS Ring	
			➡	03/94→ 08/95; + ABS; TRW	24.0218-0016.1 480011	Ø 212 x 44,5 / 181 - RLG / - ABS Ring	
					24.0218-0716.2 480203	Ø 212 x 44,5 / 181 + RLG / - ABS Ring	
			➡	09/95→ 04/97; + ABS	24.0220-3014.1 480090	Ø 247 x 46,5 / 204,5 - RLG / - ABS Ring	
			➡	03/94→ 04/97; + ABS; BENDIX	24.0222-8017.1 480071	Ø 274 x 50,8 / 230	
1.4 1.8 D 1.9 D	55 43 47 - 50	04/93→07/01 05/93→05/01 05/93→05/01	➡	05/97→; - ABS	24.0218-0016.1 480011	Ø 212 x 44,5 / 181 - RLG / - ABS Ring	
					24.0218-0716.2 480203	Ø 212 x 44,5 / 181 + RLG / - ABS Ring	
➔							








	kw			 	! #		
PEUGEOT - 306 Schrägheck (7A, 7C, N3, N5) 01/93→10/03							
Bremstrommel							
1.4 1.8 D 1.9 D	55 43 47 50	04/93→07/01 05/93→05/01 05/93→05/01	➡	→ 04/97; - ABS; für Fahrzeuge ohne verstärktes Fahrwerk; Türenanzahl: 5	24.0218-0016.1	480011	Ø 212 x 44,5 / 181 - RLG / - ABS Ring
					24.0218-0716.2	480203	Ø 212 x 44,5 / 181 + RLG / - ABS Ring
			➡	→ 08/95; + ABS; TRW	24.0218-0016.1	480011	Ø 212 x 44,5 / 181 - RLG / - ABS Ring
					24.0218-0716.2	480203	Ø 212 x 44,5 / 181 + RLG / - ABS Ring
			➡	09/95→; + ABS	24.0220-3014.1	480090	Ø 247 x 46,5 / 204,5 - RLG / - ABS Ring
			➡	→ 04/97; - ABS; für Fahrzeuge mit verstärktem Fahrwerk; Türenanzahl: 3; BENDIX	24.0222-8017.1	480071	Ø 274 x 50,8 / 230
1.6 1.8	65 74	05/93→10/00 05/93→05/01	➡	- ABS	24.0218-0016.1	480011	Ø 212 x 44,5 / 181 - RLG / - ABS Ring
					24.0218-0716.2	480203	Ø 212 x 44,5 / 181 + RLG / - ABS Ring
			➡	→ 08/95; + ABS; TRW	24.0218-0016.1	480011	Ø 212 x 44,5 / 181 - RLG / - ABS Ring
		24.0218-0716.2	480203	Ø 212 x 44,5 / 181 + RLG / - ABS Ring			
➡	09/95→; + ABS	24.0220-3014.1	480090	Ø 247 x 46,5 / 204,5 - RLG / - ABS Ring			
1.6	72	10/00→05/01	➡	- ABS	24.0218-0016.1	480011	Ø 212 x 44,5 / 181 - RLG / - ABS Ring
					24.0218-0716.2	480203	Ø 212 x 44,5 / 181 + RLG / - ABS Ring
			➡	+ ABS	24.0220-3014.1	480090	Ø 247 x 46,5 / 204,5 - RLG / - ABS Ring
1.8 D	44	04/93→05/99	➡	05/97→; - ABS	24.0218-0016.1	480011	Ø 212 x 44,5 / 181 - RLG / - ABS Ring
					24.0218-0716.2	480203	Ø 212 x 44,5 / 181 + RLG / - ABS Ring
			➡	→ 04/97; - ABS; für Fahrzeuge ohne verstärktes Fahrwerk; Türenanzahl: 5	24.0218-0016.1	480011	Ø 212 x 44,5 / 181 - RLG / - ABS Ring
					24.0218-0716.2	480203	Ø 212 x 44,5 / 181 + RLG / - ABS Ring
			➡	→ 08/95; + ABS; TRW	24.0218-0016.1	480011	Ø 212 x 44,5 / 181 - RLG / - ABS Ring
					24.0218-0716.2	480203	Ø 212 x 44,5 / 181 + RLG / - ABS Ring
			➡	09/95→; + ABS	24.0220-3014.1	480090	Ø 247 x 46,5 / 204,5 - RLG / - ABS Ring
			➡	→ 04/97; - ABS; für Fahrzeuge mit verstärktem Fahrwerk; Türenanzahl: 3; BENDIX	24.0222-8017.1	480071	Ø 274 x 50,8 / 230
			➡	→ 04/97; + ABS; für Fahrzeuge ohne verstärktes Fahrwerk; BENDIX	24.0222-8017.1	480071	Ø 274 x 50,8 / 230
1.9 D	51 - 55	03/98→05/01	➡	- ABS	24.0218-0016.1	480011	Ø 212 x 44,5 / 181 - RLG / - ABS Ring
					24.0218-0716.2	480203	Ø 212 x 44,5 / 181 + RLG / - ABS Ring
			➡	+ ABS	24.0220-3014.1	480090	Ø 247 x 46,5 / 204,5 - RLG / - ABS Ring
			➡	BENDIX	24.0222-8017.1	480071	Ø 274 x 50,8 / 230
1.9 D	68	01/93→12/97	➡	10/94→ 08/95; Lucas	24.0218-0016.1	480011	Ø 212 x 44,5 / 181 - RLG / - ABS Ring
					24.0218-0716.2	480203	Ø 212 x 44,5 / 181 + RLG / - ABS Ring
			➡	10/93→; - ABS; für Fahrzeuge ohne verstärktes Fahrwerk; Türenanzahl: 5	24.0218-0016.1	480011	Ø 212 x 44,5 / 181 - RLG / - ABS Ring
					24.0218-0716.2	480203	Ø 212 x 44,5 / 181 + RLG / - ABS Ring
			➡	10/93→ 08/95; + ABS; TRW	24.0218-0016.1	480011	Ø 212 x 44,5 / 181 - RLG / - ABS Ring
					24.0218-0716.2	480203	Ø 212 x 44,5 / 181 + RLG / - ABS Ring
→							

	kw					! #		
PEUGEOT - 306 Schrägheck (7A, 7C, N3, N5) 01/93→10/03								
Bremstrommel								
1.9 D	68	01/93→12/97	➡	10/94→ 08/95	24.0218-0716.2	480203	Ø 212 x 44,5 / 181 + RLG / - ABS Ring	
			➡	09/95→	24.0220-3014.1	480090	Ø 247 x 46,5 / 204,5 - RLG / - ABS Ring	
			➡	10/93→; - ABS; für Fahrzeuge mit verstärktem Fahrwerk; Türenanzahl: 3; BENDIX	24.0222-8017.1	480071	Ø 274 x 50,8 / 230	
			➡	10/93→; + ABS; für Fahrzeuge ohne verstärktes Fahrwerk; BENDIX	24.0222-8017.1	480071	Ø 274 x 50,8 / 230	
			➡	10/94→ 08/95; + ABS; BDX	24.0222-8017.1	480071	Ø 274 x 50,8 / 230	
1.9 DT	66	05/93→05/01	➡	10/93→; - ABS; für Fahrzeuge ohne verstärktes Fahrwerk; Türenanzahl: 5	24.0218-0016.1	480011	Ø 212 x 44,5 / 181 - RLG / - ABS Ring	
			➡	10/93→ 08/95; + ABS; TRW	24.0218-0016.1	480011	Ø 212 x 44,5 / 181 - RLG / - ABS Ring	
			➡	10/93→ 08/95; + ABS; TRW	24.0218-0716.2	480203	Ø 212 x 44,5 / 181 + RLG / - ABS Ring	
			➡	09/95→	24.0220-3014.1	480090	Ø 247 x 46,5 / 204,5 - RLG / - ABS Ring	
			➡	10/93→; - ABS; für Fahrzeuge mit verstärktem Fahrwerk; Türenanzahl: 3; BENDIX	24.0222-8017.1	480071	Ø 274 x 50,8 / 230	
			➡	10/93→; + ABS; für Fahrzeuge ohne verstärktes Fahrwerk; BENDIX	24.0222-8017.1	480071	Ø 274 x 50,8 / 230	
1.9 Td	52	07/95→08/00	➡	- ABS; für Fahrzeuge ohne verstärktes Fahrwerk; Türenanzahl: 5	24.0218-0016.1	480011	Ø 212 x 44,5 / 181 - RLG / - ABS Ring	
			➡	- ABS; für Fahrzeuge ohne verstärktes Fahrwerk; Türenanzahl: 5	24.0218-0716.2	480203	Ø 212 x 44,5 / 181 + RLG / - ABS Ring	
			➡	→ 08/95; + ABS; TRW	24.0218-0016.1	480011	Ø 212 x 44,5 / 181 - RLG / - ABS Ring	
			➡	→ 08/95; + ABS; TRW	24.0218-0716.2	480203	Ø 212 x 44,5 / 181 + RLG / - ABS Ring	
			➡	09/95→	24.0220-3014.1	480090	Ø 247 x 46,5 / 204,5 - RLG / - ABS Ring	
			➡	- ABS; für Fahrzeuge mit verstärktem Fahrwerk; Türenanzahl: 3; BENDIX	24.0222-8017.1	480071	Ø 274 x 50,8 / 230	
➡	+ ABS; für Fahrzeuge ohne verstärktes Fahrwerk; BENDIX	24.0222-8017.1	480071	Ø 274 x 50,8 / 230				
Bremsbackensatz								
1.1	44	05/93→05/01	➡	03/94→ 08/95; + ABS	03.0137-0197.2	650197	TRW Ø 180 x 32 + HEB	
			➡	03/94→ 04/97; - ABS	03.0525-0004.3	EQ0004	TRW Ø 180 x 32 - RZ / + Zub Easy Quick	
			➡	03/94→ 04/97; - ABS	03.0137-0197.2	650197	TRW Ø 180 x 32 + HEB	
			➡	03/94→ 04/97; - ABS	03.0137-0261.2	650261	BDX Ø 180 x 32	
			➡	03/94→ 04/97; - ABS	03.0520-2520.3	692520	TRW Ø 180 x 32 + RZ / + Zub TopKit	
			➡	03/94→ 04/97; - ABS	03.0520-2620.3	692620	BDX Ø 180 x 32 + RZ / + Zub TopKit	
			➡	03/94→ 04/97; - ABS	03.0525-0004.3	EQ0004	TRW Ø 180 x 32 - RZ / + Zub Easy Quick	
➡	09/95→ 04/97; + ABS	03.0137-0312.2	650312	TRW Ø 203 x 38				
➡	03/94→ 04/97; + ABS	03.0137-0370.2	650370	BDX Ø 229 x 42 + HEB				
➡	03/94→ 04/97; + ABS	03.0520-3220.3	693220	BDX Ø 229 x 42 + RZ / + Zub TopKit				
➡	09/95→; →Orga 08729; + ABS	03.0520-5720.3	695720	TRW Ø 203 x 39 + RZ / + Zub TopKit				
1.4 1.8 D 1.9 D	55 43 47 - 50	04/93→07/01 05/93→05/01 05/93→05/01	➡	05/97→; - ABS	03.0137-0197.2	650197	TRW Ø 180 x 32 + HEB	
			➡	05/97→; - ABS	03.0137-0261.2	650261	BDX Ø 180 x 32	
			➡	05/97→; - ABS	03.0520-2520.3	692520	TRW Ø 180 x 32 + RZ / + Zub TopKit	
			➡	05/97→; - ABS	03.0520-2620.3	692620	BDX Ø 180 x 32 + RZ / + Zub TopKit	
➡	05/97→; - ABS	03.0525-0004.3	EQ0004	TRW Ø 180 x 32 - RZ / + Zub Easy Quick				
➡								












	kw			 	! #		
PEUGEOT - 306 Schrägheck (7A, 7C, N3, N5) 01/93→10/03							
Bremsbackensatz							
1.4 1.8 D 1.9 D	55 43 47 50	04/93→07/01 05/93→05/01 05/93→05/01	➔	→ 08/95; + ABS	03.0137-0197.2	650197	TRW Ø 180 x 32 + HEB
					03.0525-0004.3	EQ0004	TRW Ø 180 x 32 - RZ / + Zub Easy Quick
			➔	→ 04/97; - ABS; für Fahrzeuge ohne verstärktes Fahrwerk; Türenanzahl: 5	03.0137-0197.2	650197	TRW Ø 180 x 32 + HEB
					03.0137-0261.2	650261	BDX Ø 180 x 32
					03.0520-2520.3	692520	TRW Ø 180 x 32 + RZ / + Zub TopKit
					03.0520-2620.3	692620	BDX Ø 180 x 32 + RZ / + Zub TopKit
					03.0525-0004.3	EQ0004	TRW Ø 180 x 32 - RZ / + Zub Easy Quick
			➔	09/95→; + ABS	03.0137-0312.2	650312	TRW Ø 203 x 38
			➔	05/97→	03.0137-0370.2	650370	BDX Ø 229 x 42 + HEB
			➔	→ 04/97; - ABS; für Fahrzeuge mit verstärktem Fahrwerk; Türenanzahl: 3	03.0137-0370.2	650370	BDX Ø 229 x 42 + HEB
➔	→ 04/97; + ABS; für Fahrzeuge ohne verstärktes Fahrwerk	03.0137-0370.2	650370	BDX Ø 229 x 42 + HEB			
		03.0520-3220.3	693220	BDX Ø 229 x 42 + RZ / + Zub TopKit			
➔	→ 04/97; für Fahrzeuge mit verstärktem Fahrwerk; Türenanzahl: 3; + ABS	03.0520-3220.3	693220	BDX Ø 229 x 42 + RZ / + Zub TopKit			
➔	05/97→; + ABS	03.0520-3220.3	693220	BDX Ø 229 x 42 + RZ / + Zub TopKit			
➔	09/95→; →Orga 08729; + ABS	03.0520-5720.3	695720	TRW Ø 203 x 39 + RZ / + Zub TopKit			
➔	Orga 08730→; + ABS	03.0520-6420.3	696420	TRW Ø 203 x 39 + RZ / + Zub TopKit			
1.6	65	05/93→10/00	➔	→ 08/95; + ABS	03.0137-0197.2	650197	TRW Ø 180 x 32 + HEB
					03.0525-0004.3	EQ0004	TRW Ø 180 x 32 - RZ / + Zub Easy Quick
			➔	- ABS	03.0137-0197.2	650197	TRW Ø 180 x 32 + HEB
					03.0137-0261.2	650261	BDX Ø 180 x 32
					03.0520-2520.3	692520	TRW Ø 180 x 32 + RZ / + Zub TopKit
		03.0520-2620.3	692620	BDX Ø 180 x 32 + RZ / + Zub TopKit			
		03.0525-0004.3	EQ0004	TRW Ø 180 x 32 - RZ / + Zub Easy Quick			
➔	09/95→; + ABS	03.0137-0312.2	650312	TRW Ø 203 x 38			
➔	09/95→; →Orga 08729; + ABS	03.0520-5720.3	695720	TRW Ø 203 x 39 + RZ / + Zub TopKit			
1.6	72	10/00→05/01	➔	- ABS	03.0137-0197.2	650197	TRW Ø 180 x 32 + HEB
					03.0137-0261.2	650261	BDX Ø 180 x 32
					03.0520-2520.3	692520	TRW Ø 180 x 32 + RZ / + Zub TopKit
					03.0520-2620.3	692620	BDX Ø 180 x 32 + RZ / + Zub TopKit
		03.0525-0004.3	EQ0004	TRW Ø 180 x 32 - RZ / + Zub Easy Quick			
➔	+ ABS	03.0137-0312.2	650312	TRW Ø 203 x 38			
➔	Orga 08730→; + ABS	03.0520-6420.3	696420	TRW Ø 203 x 39 + RZ / + Zub TopKit			
1.8	74	05/93→05/01	➔	→ 08/95; + ABS	03.0137-0197.2	650197	TRW Ø 180 x 32 + HEB
					03.0525-0004.3	EQ0004	TRW Ø 180 x 32 - RZ / + Zub Easy Quick
			➔	- ABS	03.0137-0197.2	650197	TRW Ø 180 x 32 + HEB
					03.0137-0261.2	650261	BDX Ø 180 x 32
					03.0520-2520.3	692520	TRW Ø 180 x 32 + RZ / + Zub TopKit
					03.0520-2620.3	692620	BDX Ø 180 x 32 + RZ / + Zub TopKit
		03.0525-0004.3	EQ0004	TRW Ø 180 x 32 - RZ / + Zub Easy Quick			
➔	09/95→; + ABS	03.0137-0312.2	650312	TRW Ø 203 x 38			
➔	09/95→; →Orga 08729; + ABS	03.0520-5720.3	695720	TRW Ø 203 x 39 + RZ / + Zub TopKit			
→							


































































	kw				! #		
PEUGEOT - 306 Schrägheck (7A, 7C, N3, N5) 01/93→10/03							
Bremsbackensatz							
1.8	74	05/93→05/01	➔	Orga 08730→; + ABS		03.0520-6420.3 696420	TRW Ø 203 x 39 + RZ / + Zub TopKit
1.8 D	44	04/93→05/99	➔	→ 08/95; + ABS		03.0137-0197.2 650197 03.0525-0004.3 EQ0004	TRW Ø 180 x 32 + HEB TRW Ø 180 x 32 - RZ / + Zub Easy Quick
			➔	05/97→; - ABS		03.0137-0197.2 650197 03.0137-0261.2 650261 03.0520-2520.3 692520 03.0520-2620.3 692620 03.0525-0004.3 EQ0004	TRW Ø 180 x 32 + HEB BDX Ø 180 x 32 TRW Ø 180 x 32 + RZ / + Zub TopKit BDX Ø 180 x 32 + RZ / + Zub TopKit TRW Ø 180 x 32 - RZ / + Zub Easy Quick
			➔	→ 04/97; - ABS; für Fahrzeuge ohne verstärktes Fahrwerk; Türenanzahl: 5		03.0137-0197.2 650197 03.0137-0261.2 650261 03.0520-2520.3 692520 03.0520-2620.3 692620 03.0525-0004.3 EQ0004	TRW Ø 180 x 32 + HEB BDX Ø 180 x 32 TRW Ø 180 x 32 + RZ / + Zub TopKit BDX Ø 180 x 32 + RZ / + Zub TopKit TRW Ø 180 x 32 - RZ / + Zub Easy Quick
			➔	09/95→; + ABS		03.0137-0312.2 650312	TRW Ø 203 x 38
			➔	→ 04/97; - ABS; für Fahrzeuge mit verstärktem Fahrwerk; Türenanzahl: 3		03.0137-0370.2 650370	BDX Ø 229 x 42 + HEB
			➔	→ 04/97; + ABS; für Fahrzeuge ohne verstärktes Fahrwerk		03.0137-0370.2 650370 03.0520-3220.3 693220	BDX Ø 229 x 42 + HEB BDX Ø 229 x 42 + RZ / + Zub TopKit
			➔	→ 04/97; für Fahrzeuge mit verstärktem Fahrwerk; Türenanzahl: 3; + ABS		03.0520-3220.3 693220	BDX Ø 229 x 42 + RZ / + Zub TopKit
			➔	09/95→; →Orga 08729; + ABS		03.0520-5720.3 695720	TRW Ø 203 x 39 + RZ / + Zub TopKit
			➔	Orga 08730→; + ABS		03.0520-6420.3 696420	TRW Ø 203 x 39 + RZ / + Zub TopKit
			1.9 D	51 - 55	03/98→05/01	➔	- ABS
➔	+ ABS					03.0137-0312.2 650312 03.0520-3220.3 693220	TRW Ø 203 x 38 BDX Ø 229 x 42 + RZ / + Zub TopKit
➔						03.0137-0370.2 650370	BDX Ø 229 x 42 + HEB
➔	→Orga 08729; + ABS					03.0520-5720.3 695720	TRW Ø 203 x 39 + RZ / + Zub TopKit
➔	Orga 08730→; + ABS					03.0520-6420.3 696420	TRW Ø 203 x 39 + RZ / + Zub TopKit
1.9 D	68	01/93→12/97	➔	10/93→ 08/95; + ABS		03.0137-0197.2 650197 03.0525-0004.3 EQ0004	TRW Ø 180 x 32 + HEB TRW Ø 180 x 32 - RZ / + Zub Easy Quick
			➔	10/93→; - ABS; für Fahrzeuge ohne verstärktes Fahrwerk; Türenanzahl: 5		03.0137-0197.2 650197 03.0137-0261.2 650261 03.0520-2520.3 692520 03.0520-2620.3 692620 03.0525-0004.3 EQ0004	TRW Ø 180 x 32 + HEB BDX Ø 180 x 32 TRW Ø 180 x 32 + RZ / + Zub TopKit BDX Ø 180 x 32 + RZ / + Zub TopKit TRW Ø 180 x 32 - RZ / + Zub Easy Quick
			➔	10/94→ 08/95		03.0137-0197.2 650197 03.0525-0004.3 EQ0004	TRW Ø 180 x 32 + HEB TRW Ø 180 x 32 - RZ / + Zub Easy Quick
			➔	10/94→ 08/95; - ABS		03.0137-0261.2 650261 03.0520-2520.3 692520	BDX Ø 180 x 32 TRW Ø 180 x 32 + RZ / + Zub TopKit
			➔				





















	kw			 	! #		
PEUGEOT - 306 Schrägheck (7A, 7C, N3, N5) 01/93→10/03							
Bremsbackensatz							
1.9 D	68	01/93→12/97	➔	10/94→ 08/95; - ABS	03.0520-2620.3	692620	BDX Ø 180 x 32 + RZ / + Zub TopKit
			➔	09/95→	03.0137-0312.2	650312	TRW Ø 203 x 38
			➔	10/93→; + ABS; für Fahrzeuge ohne verstärktes Fahrwerk	03.0137-0370.2	650370	BDX Ø 229 x 42 + HEB
					03.0520-3220.3	693220	BDX Ø 229 x 42 + RZ / + Zub TopKit
			➔	10/93→; - ABS; für Fahrzeuge mit verstärktem Fahrwerk; Türenanzahl: 3	03.0137-0370.2	650370	BDX Ø 229 x 42 + HEB
			➔	10/94→; + ABS	03.0137-0370.2	650370	BDX Ø 229 x 42 + HEB
					03.0520-3220.3	693220	BDX Ø 229 x 42 + RZ / + Zub TopKit
			➔	10/93→; für Fahrzeuge mit verstärktem Fahrwerk; Türenanzahl: 3; + ABS	03.0520-3220.3	693220	BDX Ø 229 x 42 + RZ / + Zub TopKit
1.9 DT	66	05/93→05/01	➔	10/93→; - ABS; für Fahrzeuge ohne verstärktes Fahrwerk; Türenanzahl: 5	03.0137-0197.2	650197	TRW Ø 180 x 32 + HEB
					03.0137-0261.2	650261	BDX Ø 180 x 32
					03.0520-2520.3	692520	TRW Ø 180 x 32 + RZ / + Zub TopKit
					03.0520-2620.3	692620	BDX Ø 180 x 32 + RZ / + Zub TopKit
					03.0525-0004.3	EQ0004	TRW Ø 180 x 32 - RZ / + Zub Easy Quick
			➔	10/93→ 08/95; + ABS	03.0137-0197.2	650197	TRW Ø 180 x 32 + HEB
					03.0525-0004.3	EQ0004	TRW Ø 180 x 32 - RZ / + Zub Easy Quick
			➔	09/95→	03.0137-0312.2	650312	TRW Ø 203 x 38
1.9 Td	52	07/95→08/00	➔	- ABS; für Fahrzeuge ohne verstärktes Fahrwerk; Türenanzahl: 5	03.0137-0197.2	650197	TRW Ø 180 x 32 + HEB
					03.0137-0261.2	650261	BDX Ø 180 x 32
					03.0520-2520.3	692520	TRW Ø 180 x 32 + RZ / + Zub TopKit
					03.0520-2620.3	692620	BDX Ø 180 x 32 + RZ / + Zub TopKit
					03.0525-0004.3	EQ0004	TRW Ø 180 x 32 - RZ / + Zub Easy Quick
			➔	→ 08/95; + ABS	03.0137-0197.2	650197	TRW Ø 180 x 32 + HEB
					03.0525-0004.3	EQ0004	TRW Ø 180 x 32 - RZ / + Zub Easy Quick
			➔	09/95→	03.0137-0312.2	650312	TRW Ø 203 x 38
		03.0137-0370.2	650370	BDX Ø 229 x 42 + HEB			
		03.0520-3220.3	693220	BDX Ø 229 x 42 + RZ / + Zub TopKit			
		03.0137-0370.2	650370	BDX Ø 229 x 42 + HEB			
		03.0520-3220.3	693220	BDX Ø 229 x 42 + RZ / + Zub TopKit			
		03.0520-5720.3	695720	TRW Ø 203 x 39 + RZ / + Zub TopKit			
		03.0520-6420.3	696420	TRW Ø 203 x 39 + RZ / + Zub TopKit			











	kw					! #		
PEUGEOT - 306 Schrägheck (7A, 7C, N3, N5) 01/93→10/03								
 Seilzug, Feststellbremse								
1.1	44	05/93→05/01		03/94→04/97; Trommelbremse; <input type="checkbox"/>		24.3727-0818.2	580818	L= 1.656
				03/94→04/97; Trommelbremse; <input type="checkbox"/>		24.3727-0819.2	580819	L= 1.561
1.4	55	04/93→07/01		Trommelbremse; <input type="checkbox"/>		24.3727-0818.2	580818	L= 1.656
1.8 D	43	05/93→05/01		Trommelbremse; <input type="checkbox"/>		24.3727-0819.2	580819	L= 1.561
1.9 D	47 - 55	05/93→05/01		Entreprise; Trommelbremse; <input type="checkbox"/>		24.3727-0822.2	580822	L= 1.608 + Zub
				Entreprise; Trommelbremse; <input type="checkbox"/>		24.3727-0823.2	580823	L= 1.690
1.6	65 - 72	05/93→05/01		Trommelbremse; <input type="checkbox"/>		24.3727-0818.2	580818	L= 1.656
1.8	74	05/93→05/01		Trommelbremse; <input type="checkbox"/>		24.3727-0819.2	580819	L= 1.561
1.8 D	44	04/93→05/99						
1.9 Td	52	07/95→08/00						
1.8 16V	81	03/97→05/01		Scheibenbremse; <input type="checkbox"/>		24.3727-0812.2	580812	L= 1.696
2.0 16V	99	03/97→06/00		Scheibenbremse; <input type="checkbox"/>		24.3727-0813.2	580813	L= 1.614
2.0 HDI 90	66	06/99→12/02						
2.0 S16	110 - 120	06/94→05/01						
1.8 16V	82	03/97→10/03		→ 05/01; Scheibenbremse; <input type="checkbox"/>		24.3727-0812.2	580812	L= 1.696
				→ 05/01; Scheibenbremse; <input type="checkbox"/>		24.3727-0813.2	580813	L= 1.614
1.9 D	68	01/93→12/97		10/93→; Trommelbremse; <input type="checkbox"/>		24.3727-0818.2	580818	L= 1.656
				10/94→; Trommelbremse; <input type="checkbox"/>		24.3727-0818.2	580818	L= 1.656
				10/93→; Trommelbremse; <input type="checkbox"/>		24.3727-0819.2	580819	L= 1.561
				10/94→; Trommelbremse; <input type="checkbox"/>		24.3727-0819.2	580819	L= 1.561
1.9 DT	66	05/93→05/01		10/93→; Trommelbremse; <input type="checkbox"/>		24.3727-0818.2	580818	L= 1.656
				10/93→; Trommelbremse; <input type="checkbox"/>		24.3727-0819.2	580819	L= 1.561
2.0 16V	97	03/97→05/01		Türenanzahl: 4; Scheibenbremse; <input type="checkbox"/>		24.3727-0812.2	580812	L= 1.696
				Türenanzahl: 4; Scheibenbremse; <input type="checkbox"/>		24.3727-0813.2	580813	L= 1.614
2.0 S16	112	05/93→05/01		07/94→; Scheibenbremse; <input type="checkbox"/>		24.3727-0812.2	580812	L= 1.696
				07/94→; Scheibenbremse; <input type="checkbox"/>		24.3727-0813.2	580813	L= 1.614
2.0 XSi	89	05/93→05/01		03/94→; Scheibenbremse; <input type="checkbox"/>		24.3727-0812.2	580812	L= 1.696
				03/94→; Scheibenbremse; <input type="checkbox"/>		24.3727-0813.2	580813	L= 1.614
PEUGEOT - 307 (3A/C) 08/00→12/12								
 Seilzug, Feststellbremse								
1.4	55	08/00→09/03		Scheibenbremse; <input checked="" type="checkbox"/>	2	24.3727-0832.2	580832	L= 2.035
1.4 16V	65	11/03→07/07						
1.4 HDi	50	10/01→06/05						
1.6 Flex	83	07/06→12/12						
2.0 16V	100	08/00→06/05						
2.0 HDi 110	79	08/00→03/07						
2.0 HDi 90	66	08/00→03/07						
1.6	81	07/06→04/12		→ 07/07; Scheibenbremse; <input checked="" type="checkbox"/>	2	24.3727-0832.2	580832	L= 2.035
1.6 16V	80	08/00→11/07						
1.6 HDi	66	04/05→03/09						
1.6 HDi 110	80	02/04→03/09						
2.0 16V	103 - 130	03/05→11/07						
2.0 HDi 135	100	10/03→11/07						
PEUGEOT - 307 Break (3E) 03/02→12/09								
 Seilzug, Feststellbremse								
1.4	55	04/02→09/03		→Orga 10933; Scheibenbremse; <input checked="" type="checkbox"/>	2	24.3727-0839.2	580839	L= 2.115
1.4 16V	65	11/03→07/07						
1.4 HDi	50	03/02→06/05						
1.6 16V	80	03/02→04/08						
1.6 HDi	66	04/05→04/08						
1.6 HDi 110	80	02/04→04/08						
2.0	100	03/02→06/05						
2.0 16V	103 - 130	03/05→04/08						
2.0 HDi 110	79	03/02→12/09						
2.0 HDi 135	100	02/04→04/08						
2.0 HDi 90	66	03/02→04/08						
PEUGEOT - 307 CC (3B) 03/03→06/09								
 Seilzug, Feststellbremse								
1.6 16V	80	03/03→04/09		03/05→02/09; Scheibenbremse; <input checked="" type="checkbox"/>	2	24.3727-0832.2	580832	L= 2.035
2.0 16V	100	10/03→06/05		Scheibenbremse; <input checked="" type="checkbox"/>	2	24.3727-0832.2	580832	L= 2.035
2.0 16V	103 - 130	10/03→04/09		→ 02/09; Scheibenbremse; <input checked="" type="checkbox"/>	2	24.3727-0832.2	580832	L= 2.035
2.0 HDi 135	100	06/05→04/09						







































	kW					! #		
PEUGEOT - 307 Stufenheck 01/01→12/12								
 Seilzug, Feststellbremse								
1.6 2.0 2.0 HDi	81 103 80	08/06→12/12 09/06→12/08 09/06→03/12		Scheibenbremse; 		2	24.3727-0832.2 580832	L= 2.035
PEUGEOT - 307 SW (3H) 03/02→12/09								
 Seilzug, Feststellbremse								
1.4 1.4 16V 1.6 16V 1.6 BioFlex 1.6 HDi 110 1.6 HDi 90 2.0 16V 2.0 HDi 110 2.0 HDi 135 2.0 HDi 90	55 65 80 80 80 66 100 - 103 79 100 66	04/02→09/03 11/03→07/07 03/02→04/08 09/07→04/08 11/03→12/07 04/05→04/08 03/02→04/08 03/02→12/09 02/04→04/08 03/02→04/08		→Orga 10933; Scheibenbremse; 		2	24.3727-0839.2 580839	L= 2.115
PEUGEOT - 307 SW Kasten/Kombi (3E_, 3H_) 04/02→12/09								
 Seilzug, Feststellbremse								
1.4 HDi 1.6 HDi 2.0 HDi	51 66 66 - 100	04/02→06/05 04/06→10/08 01/03→12/09		→Orga 10933; Scheibenbremse; 		2	24.3727-0839.2 580839	L= 2.115
PEUGEOT - 308 II (LB_, LP_, LW_, LH_, L3_) 09/13→06/21								
 Seilzug, Feststellbremse								
1.2 THP 110 1.2 THP 130 1.2 VTi 72 1.5 BlueHDi 100 1.5 BlueHDi 130 1.6 BlueHDi 120 1.6 GT 205 1.6 GTi 1.6 GTi PureTech 263 1.6 HDi 1.6 HDi / BlueHDi 115 1.6 HDi 100 1.6 PureTech 225 1.6 THP 1.6 THP 125 1.6 THP 150 1.6 THP 163 1.6 VTi 115 2.0 BlueHDi 150 2.0 GT BlueHDi 180	81 96 60 75 96 88 151 184 - 200 193 68 85 73 165 112 - 115 92 110 120 85 110 130 - 133	11/13→06/21 11/13→06/21 09/13→06/21 05/18→06/21 06/17→06/21 11/13→06/21 06/14→06/21 06/15→06/21 07/18→06/21 09/13→06/21 09/13→06/21 04/14→06/21 01/18→06/21 09/13→06/21 09/13→06/21 03/14→06/21 06/14→06/21 05/15→06/21 11/13→06/21 06/14→06/21		Radstand [mm]: 2.620; <input type="checkbox"/> Radstand [mm]: 2.620; <input type="checkbox"/> Radstand [mm]: 2.730; <input type="checkbox"/> Radstand [mm]: 2.730; <input type="checkbox"/>			24.3727-0856.2 580856 24.3727-0857.2 580857 24.3727-0858.2 580858 24.3727-0859.2 580859	L= 1.896 L= 1.896 L= 2.004 L= 2.004
PEUGEOT - 308 Kasten/Schrägheck (LB_) 03/15→								
 Seilzug, Feststellbremse								
1.5 BlueHDi 130 1.6 BlueHDi 120 1.6 e-HDi 115	96 88 85	06/17→06/21 03/15→06/21 03/15→06/21		Radstand [mm]: 2.620; <input type="checkbox"/> Radstand [mm]: 2.620; <input type="checkbox"/> Radstand [mm]: 2.730; <input type="checkbox"/> Radstand [mm]: 2.730; <input type="checkbox"/>			24.3727-0856.2 580856 24.3727-0857.2 580857 24.3727-0858.2 580858 24.3727-0859.2 580859	L= 1.896 L= 1.896 L= 2.004 L= 2.004
PEUGEOT - 308 SW I (4E_, 4H_) 09/07→10/14								
 Seilzug, Feststellbremse								
1.4 16V 1.6 16V 1.6 HDi 1.4 16V 1.6 Bioflex 1.6 HDi 1.6 THP 16V 2.0 HDi 2.0 Bioflex 2.0 HDi 2.0 HDi	70 88 - 128 66 - 80 72 82 68 - 84 115 110 - 120 103 100 103	09/07→10/14 09/07→10/14 09/07→10/14 12/09→10/14 03/09→10/14 11/09→10/14 10/09→10/14 06/09→10/14 01/08→12/11 09/07→12/12 09/07→10/14		05/08→ 04/14; Scheibenbremse;  → 04/14; Scheibenbremse;  05/08→; Scheibenbremse;  12/08→ 04/14; Scheibenbremse; 		2	24.3727-0854.2 580854 24.3727-0854.2 580854 24.3727-0854.2 580854 24.3727-0854.2 580854	L= 2.128 L= 2.128 L= 2.128 L= 2.128








	kw					! #		
PEUGEOT - 308 SW I Kasten/Kombi (4E_) 01/08→12/12								
 Seilzug, Feststellbremse								
1.6 HDi	66 - 80	01/08→12/12		Scheibenbremse; 		2	24.3727-0854.2 580854	L= 2.128
2.0 HDi	100	01/08→12/11						
PEUGEOT - 308 SW II (LC_, LJ_, LR_, LX_, L4_) 03/14→06/21								
 Seilzug, Feststellbremse								
1.2 THP 110	81	03/14→06/21		Radstand [mm]: 2.620; 			24.3727-0856.2 580856	L= 1.896
1.2 THP 130	96	03/14→06/21		Radstand [mm]: 2.620; 			24.3727-0857.2 580857	L= 1.896
1.5 BlueHDi 100	75	04/18→06/21						
1.5 BlueHDi 130	96	06/17→06/21		Radstand [mm]: 2.730; 			24.3727-0858.2 580858	L= 2.004
1.6 BlueHDi 100	73	04/14→06/21						
1.6 BlueHDi 120	88	03/14→06/21		Radstand [mm]: 2.730; 			24.3727-0859.2 580859	L= 2.004
1.6 GT 205	151	02/15→06/21						
1.6 HDi / BlueHDi 115	85	03/14→06/21						
1.6 HDi 92	68	03/14→06/21						
1.6 PureTech 225	165	01/18→06/21						
1.6 THP 125	92	03/14→06/21						
1.6 THP 150	110	03/14→06/21						
1.6 THP 155	115	03/14→06/21						
1.6 VTi	85	03/14→06/21						
2.0 BlueHDi 150	110	03/14→06/21						
2.0 GT BlueHDi 180	130 - 132	06/17→06/21						
2.0 GT HDi 180 / BlueHDi 180	133	06/14→06/21						
PEUGEOT - 308 SW II Kasten/Kombi (LC_) 04/14→								
 Seilzug, Feststellbremse								
1.5 BlueHDi 130	96	06/17→06/21		Radstand [mm]: 2.620; 			24.3727-0856.2 580856	L= 1.896
1.6 BlueHDi	73	04/14→06/21		Radstand [mm]: 2.620; 			24.3727-0857.2 580857	L= 1.896
				Radstand [mm]: 2.730; 			24.3727-0858.2 580858	L= 2.004
				Radstand [mm]: 2.730; 			24.3727-0859.2 580859	L= 2.004
PEUGEOT - 405 II (4B) 01/92→12/99								
Zubehörsatz, Bremsbacken								
1.9 D	52	08/97→11/99		→ S 71407666; - ABS			03.0137-9089.2 669089	BDX
 Bremstrommel								
1.6	66	08/92→05/97		09/92→ 10/95			24.0222-8017.1 480071	Ø 274 x 50,8 / 230
1.9 TD	69	08/92→05/97						
 Bremssackensatz								
1.9 D	52	08/97→11/99		→ S 71407666; - ABS			03.0137-0202.2 650202	BDX Ø 229 x 42
 Seilzug, Feststellbremse								
1.6	66	08/92→05/97		09/92→ 10/95; Trommelbremse; 			24.3727-0803.2 580803	L= 550
				09/92→ 10/95; Trommelbremse; 			24.3727-0804.2 580804	L= 855
				09/92→ 10/95; Trommelbremse; 	1		24.3727-0831.2 580831	L= 1.842
1.9	90	01/92→11/97		09/92→ 12/93; Scheibenbremse; 			24.3727-0808.2 580808	L= 558
				09/92→ 12/93; Scheibenbremse; 			24.3727-0809.2 580809	L= 872
				09/92→ 12/93; Scheibenbremse; 	1		24.3727-0831.2 580831	L= 1.842
1.9 TD	69	08/92→05/97		09/92→ 10/95; Trommelbremse; 			24.3727-0803.2 580803	L= 550
				09/92→ 10/95; Trommelbremse; 			24.3727-0804.2 580804	L= 855
				09/92→ 10/95; Scheibenbremse; 			24.3727-0808.2 580808	L= 558
				09/92→ 10/95; Scheibenbremse; 			24.3727-0809.2 580809	L= 872
				09/92→ 10/95; Scheibenbremse; 	1		24.3727-0831.2 580831	L= 1.842
				09/92→ 10/95; Trommelbremse; 	1		24.3727-0831.2 580831	L= 1.842
PEUGEOT - 405 II Break (4E) 08/92→10/98								
 Bremstrommel								
1.9 D	52	08/92→10/98		09/92→ 10/95			24.0222-8017.1 480071	Ø 274 x 50,8 / 230
 Seilzug, Feststellbremse								
1.9 D	52	08/92→10/98		09/92→ 10/95; Trommelbremse; 			24.3727-0803.2 580803	L= 550
				09/92→ 10/95; Trommelbremse; 			24.3727-0804.2 580804	L= 855
				09/92→ 10/95; Trommelbremse; 	1		24.3727-0831.2 580831	L= 1.842





























	kw			 	! #		
PEUGEOT - 406 (8B) 08/95→01/05							
 Radbremszylinder							
1.6 1.8 1.9 D 1.9 TD	65 66 55 66 - 68	11/95→05/04 05/97→05/04 10/96→05/04 01/96→05/04	➡	→ 04/04; - ABS; 		24.3220-1708.3 020403	BDX GG
			➡	→ 04/04; 		24.3220-1709.3 020404	BDX GG
			➡	→ 04/04; 		24.3220-1710.3 020405	BDX GG
1.8 1.8 16V 1.9 TD	74 81 69	10/96→03/99 11/95→10/00 10/95→10/97	➡	- ABS; 		24.3220-1708.3 020403	BDX GG
			➡			24.3220-1709.3 020404	BDX GG
			➡			24.3220-1710.3 020405	BDX GG
1.8 Bifuel	81	04/99→05/03	➡	→ 10/00; - ABS; 		24.3220-1708.3 020403	BDX GG
			➡	→ 10/00; 		24.3220-1709.3 020404	BDX GG
			➡	→ 10/00; 		24.3220-1710.3 020405	BDX GG
Zubehörsatz, Bremsbacken							
1.6 1.8 1.9 D 1.9 TD	65 66 55 66 - 68	11/95→05/04 05/97→05/04 10/96→05/04 01/96→05/04	➡	→ 04/04		03.0137-9228.2 669228	BDX
1.8 1.8 16V 1.9 TD	74 81 69	10/96→03/99 11/95→10/00 10/95→10/97	➡			03.0137-9228.2 669228	BDX
1.8 Bifuel	81	04/99→05/03	➡	→ 10/00		03.0137-9228.2 669228	BDX
 Bremstrommel							
1.6 1.8 1.9 D 1.9 TD	65 66 55 66 - 68	11/95→05/04 05/97→05/04 10/96→05/04 01/96→05/04	➡	→ 04/04		24.0222-8017.1 480071	Ø 274 x 50,8 / 230
1.8 1.8 16V 1.9 TD	74 81 69	10/96→03/99 11/95→10/00 10/95→10/97	➡			24.0222-8017.1 480071	Ø 274 x 50,8 / 230
1.8 Bifuel	81	04/99→05/03	➡	→ 10/00		24.0222-8017.1 480071	Ø 274 x 50,8 / 230
 Bremsbackensatz							
1.6 1.8 1.9 D 1.9 TD	65 66 55 66 - 68	11/95→05/04 05/97→05/04 10/96→05/04 01/96→05/04	➡	→ 04/04		03.0137-0340.2 650340	BDX Ø 229 x 42 + HEB
			➡	→ 04/04; - RZR		03.0520-5820.3 695820	BDX Ø 229 x 42 + RZ / + Zub TopKit
			➡	→ 04/04; - ABS; + RZR		03.0520-5920.3 695920	BDX Ø 229 x 42 + RZ / + Zub TopKit
1.8 1.8 16V 1.9 TD	74 81 69	10/96→03/99 11/95→10/00 10/95→10/97	➡			03.0137-0340.2 650340	BDX Ø 229 x 42 + HEB
			➡	- RZR		03.0520-5820.3 695820	BDX Ø 229 x 42 + RZ / + Zub TopKit
			➡	- ABS; + RZR		03.0520-5920.3 695920	BDX Ø 229 x 42 + RZ / + Zub TopKit
1.8 Bifuel	81	04/99→05/03	➡	→ 10/00		03.0137-0340.2 650340	BDX Ø 229 x 42 + HEB
			➡	→ 10/00; - RZR		03.0520-5820.3 695820	BDX Ø 229 x 42 + RZ / + Zub TopKit
			➡	→ 10/00; - ABS; + RZR		03.0520-5920.3 695920	BDX Ø 229 x 42 + RZ / + Zub TopKit
 Bremsbackensatz, Feststellbremse							
1.8 16V 1.8 BiFuel 2.0 2.0 16V 3.0 24V	85 85 104 99 143	10/00→05/04 09/00→05/04 11/96→03/99 01/99→08/00 01/98→06/99	➡			03.0137-4010.2 654010	Ø 180 x 30 + Zub
2.0 16V 2.0 16V HPi 2.0 HDi 110 2.0 HDi 90 2.0 Turbo 2.1 TD 12V 2.2 2.2 HDi 3.0 24V 3.0 V6	97 - 100 103 79 66 108 80 116 98 140 152	11/95→06/04 05/01→05/04 08/01→05/04 02/99→05/04 04/96→05/04 01/96→05/04 07/00→05/04 03/00→05/04 10/96→05/04 03/00→05/04	➡	→ 04/04		03.0137-4010.2 654010	Ø 180 x 30 + Zub
2.0 HDi 110 →	80	06/98→08/01	➡	02/99→		03.0137-4010.2 654010	Ø 180 x 30 + Zub

















	kw			 	! #		
PEUGEOT - 406 (8B) 08/95→01/05							
Zubehörsatz, Feststellbremsbacken							
1.8 16V	85	10/00→05/04				03.0137-9700.2	669700
1.8 BiFuel	85	09/00→05/04				03.0137-9702.2	669702
2.0	104	11/96→03/99					
2.0 16V	99	01/99→08/00	➔			03.0137-9249.2	669249
3.0 24V	143	01/98→06/99					
2.0 16V	97 - 100	11/95→06/04		→ 04/04		03.0137-9700.2	669700
2.0 16V HPi	103	05/01→05/04				03.0137-9702.2	669702
2.0 HDi 110	79	08/01→05/04	➔	→ 04/04		03.0137-9249.2	669249
2.0 HDi 90	66	02/99→05/04					
2.0 Turbo	108	04/96→05/04					
2.1 TD 12V	80	01/96→05/04					
2.2	116	07/00→05/04					
2.2 HDi	98	03/00→05/04					
3.0 24V	140	10/96→05/04					
3.0 V6	152	03/00→05/04					
2.0 HDi 110	80	06/98→08/01		02/99→		03.0137-9700.2	669700
						03.0137-9702.2	669702
			➔	02/99→		03.0137-9249.2	669249
 Seilzug, Feststellbremse							
1.6	65	11/95→05/04		→Orga 08511; Trommelbremse; <input type="checkbox"/>		24.3727-0824.2	580824 L= 824
1.8	66	05/97→05/04		→Orga 08511; Trommelbremse; <input type="checkbox"/>		24.3727-0825.2	580825 L= 750
1.9 D	55	10/96→05/04					
1.9 TD	66	01/96→05/04		→Orga 08511; Trommelbremse; Einstellung nach unten; <input type="checkbox"/>	1	24.3727-0834.2	580834 L= 1.700
				Orga 08512→; → 04/04; Trommelbremse; Einstellung nach unten; <input type="checkbox"/>	1	24.3727-0834.2	580834 L= 1.700
				Orga 08512→; → 04/04; Trommelbremse; <input type="checkbox"/>		24.3727-0835.2	580835 L= 824
				Orga 08512→; → 04/04; Trommelbremse; <input type="checkbox"/>		24.3727-0836.2	580836 L= 751
				Orga 08512→; → 04/04; Trommelbremse; Einstellung nach oben; <input type="checkbox"/>	1	24.3727-0851.2	580851 L= 1.756
				Orga 08512→; → 04/04; Trommelbremse; Einstellung nach oben; <input type="checkbox"/>		24.3727-0852.2	580852 L= 1.656
				→Orga 08511; Trommelbremse; Einstellung nach oben; <input type="checkbox"/>	1	24.3727-0851.2	580851 L= 1.756
				→Orga 08511; Trommelbremse; Einstellung nach oben; <input type="checkbox"/>		24.3727-0852.2	580852 L= 1.656
1.8	74	10/96→03/99		→Orga 08511; Trommelbremse; <input type="checkbox"/>		24.3727-0824.2	580824 L= 824
1.8 16V	81	11/95→10/00		→Orga 08511; Trommelbremse; <input type="checkbox"/>		24.3727-0825.2	580825 L= 750
1.9 TD	69	10/95→10/97					
				Orga 08512→; Trommelbremse; Einstellung nach unten; <input type="checkbox"/>	1	24.3727-0834.2	580834 L= 1.700
				→Orga 08511; Trommelbremse; Einstellung nach unten; <input type="checkbox"/>	1	24.3727-0834.2	580834 L= 1.700
				Orga 08512→; Trommelbremse; <input type="checkbox"/>		24.3727-0835.2	580835 L= 824
				Orga 08512→; Trommelbremse; <input type="checkbox"/>		24.3727-0836.2	580836 L= 751
				Orga 08512→; Trommelbremse; Einstellung nach oben; <input type="checkbox"/>	1	24.3727-0851.2	580851 L= 1.756
				Orga 08512→; Trommelbremse; Einstellung nach oben; <input type="checkbox"/>		24.3727-0852.2	580852 L= 1.656
				→Orga 08511; Trommelbremse; Einstellung nach oben; <input type="checkbox"/>	1	24.3727-0851.2	580851 L= 1.756
				→Orga 08511; Trommelbremse; Einstellung nach oben; <input type="checkbox"/>		24.3727-0852.2	580852 L= 1.656
1.8 16V	85	10/00→05/04		Orga 08575→; Scheibenbremse; <input type="checkbox"/>		24.3727-0826.2	580826 L= 695
1.8 BiFuel	85	09/00→05/04		Scheibenbremse; <input type="checkbox"/>		24.3727-0826.2	580826 L= 695
2.0	104	11/96→03/99					
2.0 16V	99	01/99→08/00		→Orga 08574; Scheibenbremse; <input type="checkbox"/>		24.3727-0826.2	580826 L= 695
3.0 24V	143	01/98→06/99		Orga 08575→; Scheibenbremse; <input type="checkbox"/>		24.3727-0827.2	580827 L= 642
				Scheibenbremse; <input type="checkbox"/>		24.3727-0827.2	580827 L= 642
				→Orga 08574; Scheibenbremse; <input type="checkbox"/>		24.3727-0827.2	580827 L= 642
				Scheibenbremse; Einstellung nach unten; <input type="checkbox"/>	1	24.3727-0834.2	580834 L= 1.700
				→Orga 08574; Einstellung nach oben; <input type="checkbox"/>	1	24.3727-0851.2	580851 L= 1.756
				Orga 08575→; Scheibenbremse; Einstellung nach oben; <input type="checkbox"/>	1	24.3727-0852.2	580852 L= 1.656
1.8 Bifuel	81	04/99→05/03		→Orga 08511; Trommelbremse; <input type="checkbox"/>		24.3727-0824.2	580824 L= 824
				→Orga 08511; Trommelbremse; <input type="checkbox"/>		24.3727-0825.2	580825 L= 750
				→Orga 08511; Trommelbremse; Einstellung nach unten; <input type="checkbox"/>	1	24.3727-0834.2	580834 L= 1.700
				Orga 08512→; → 10/00; Trommelbremse; Einstellung nach unten; <input type="checkbox"/>	1	24.3727-0834.2	580834 L= 1.700
				Orga 08512→; → 10/00; Trommelbremse; <input type="checkbox"/>		24.3727-0835.2	580835 L= 824
➔							










































	kw			 	! #		
PEUGEOT - 406 (8B) 08/95—01/05							
 Seilzug, Feststellbremse							
1.8 Bifuel	81	04/99→05/03		Orga 08512→; → 10/00; Trommelbremse; 		24.3727-0836.2 580836	L= 751
				Orga 08512→; → 10/00; Trommelbremse; Einstellung nach oben; 	1	24.3727-0851.2 580851 24.3727-0852.2 580852	L= 1.756 L= 1.656
				→Orga 08511; Trommelbremse; Einstellung nach oben; 	1	24.3727-0851.2 580851 24.3727-0852.2 580852	L= 1.756 L= 1.656
2.0 16V	97 -	11/95→06/04		→ 04/04; Scheibenbremse; 		24.3727-0826.2 580826	L= 695
2.0 16V HPI	100	05/01→05/04		→Orga 08574; Scheibenbremse; 		24.3727-0826.2 580826	L= 695
2.0 HDi 110	79	08/01→05/04		Orga 08575→; → 04/04;		24.3727-0826.2 580826	L= 695
2.0 HDI 90	66	02/99→05/04		Scheibenbremse; 		24.3727-0826.2 580826	L= 695
2.0 Turbo	108	04/96→05/04		Orga 08575→; → 04/04;		24.3727-0827.2 580827	L= 642
2.1 TD 12V	80	01/96→05/04		Scheibenbremse; 		24.3727-0827.2 580827	L= 642
2.2	116	07/00→05/04		→ 04/04; Scheibenbremse; 		24.3727-0827.2 580827	L= 642
2.2 HDi	98	03/00→05/04		→Orga 08574; Scheibenbremse; 		24.3727-0827.2 580827	L= 642
3.0 24V	140	10/96→05/04		→ 04/04; Scheibenbremse; Einstellung nach unten; 	1	24.3727-0834.2 580834	L= 1.700
3.0 V6	152	03/00→05/04		→Orga 08574; Einstellung nach oben; 	1	24.3727-0851.2 580851	L= 1.756
				Orga 08575→; → 04/04; Scheibenbremse; Einstellung nach oben; 	1	24.3727-0852.2 580852	L= 1.656
2.0 HDI 110	80	06/98→08/01		02/99→; →Orga 08574; Scheibenbremse; 		24.3727-0826.2 580826	L= 695
				02/99→; Scheibenbremse; 		24.3727-0826.2 580826	L= 695
				Orga 08575→; Scheibenbremse; 		24.3727-0826.2 580826	L= 695
				02/99→; →Orga 08574; Scheibenbremse; 		24.3727-0827.2 580827	L= 642
				02/99→; Scheibenbremse; 		24.3727-0827.2 580827	L= 642
				Orga 08575→; Scheibenbremse; 		24.3727-0827.2 580827	L= 642
				02/99→; Scheibenbremse; Einstellung nach unten; 	1	24.3727-0834.2 580834	L= 1.700
				02/99→; →Orga 08574; Einstellung nach oben; 	1	24.3727-0851.2 580851	L= 1.756
				Orga 08575→; Scheibenbremse; Einstellung nach oben; 	1	24.3727-0852.2 580852	L= 1.656
PEUGEOT - 406 Break (8E/F) 10/96—10/04							
 Radbremszylinder							
1.8	66	05/97→10/04	➡	→ 04/04; - ABS; 		24.3220-1708.3 020403	BDX GG
1.9 D	55	10/96→10/04	➡	→ 04/04; 		24.3220-1709.3 020404	BDX GG
1.9 TD	66	10/96→10/04	➡	→ 04/04; 		24.3220-1710.3 020405	BDX GG
1.8	74	10/96→03/99	➡	- ABS; 		24.3220-1708.3 020403	BDX GG
1.8 16V	81	10/96→10/00	➡			24.3220-1709.3 020404	BDX GG
			➡			24.3220-1710.3 020405	BDX GG
Zubehörsatz, Bremsbacken							
1.8	66	05/97→10/04	➡	→ 04/04		03.0137-9228.2 669228	BDX
1.9 D	55	10/96→10/04	➡			03.0137-9228.2 669228	BDX
1.9 TD	66	10/96→10/04	➡			03.0137-9228.2 669228	BDX
1.8	74	10/96→03/99	➡			03.0137-9228.2 669228	BDX
1.8 16V	81	10/96→10/00	➡			03.0137-9228.2 669228	BDX
 Bremstrommel							
1.8	66	05/97→10/04	➡	→ 04/04		24.0222-8017.1 480071	Ø 274 x 50,8 / 230
1.9 D	55	10/96→10/04	➡			24.0222-8017.1 480071	Ø 274 x 50,8 / 230
1.9 TD	66	10/96→10/04	➡			24.0222-8017.1 480071	Ø 274 x 50,8 / 230
1.8	74	10/96→03/99	➡			24.0222-8017.1 480071	Ø 274 x 50,8 / 230
1.8 16V	81	10/96→10/00	➡			24.0222-8017.1 480071	Ø 274 x 50,8 / 230
 Bremsbackensatz							
1.8	66	05/97→10/04	➡	→ 04/04		03.0137-0340.2 650340	BDX Ø 229 x 42 + HEB
1.9 D	55	10/96→10/04	➡	→ 04/04; - RZR		03.0520-5820.3 695820	BDX Ø 229 x 42 + RZ / + Zub TopKit
1.9 TD	66	10/96→10/04	➡	→ 04/04; - ABS; + RZR		03.0520-5920.3 695920	BDX Ø 229 x 42 + RZ / + Zub TopKit
1.8	74	10/96→03/99	➡			03.0137-0340.2 650340	BDX Ø 229 x 42 + HEB
1.8 16V	81	10/96→10/00	➡			03.0137-0340.2 650340	BDX Ø 229 x 42 + HEB
→							










	kw					! #		
PEUGEOT - 406 Break (8E/F) 10/96→10/04								
Bremsbackensatz								
1.8 1.8 16V	74 81	10/96→03/99 10/96→10/00	➡	- RZR			03.0520-5820.3 695820	BDX Ø 229 x 42 + RZ / + Zub TopKit
			➡	- ABS; + RZR			03.0520-5920.3 695920	BDX Ø 229 x 42 + RZ / + Zub TopKit
Bremsbackensatz, Feststellbremse								
1.8 16V 2.0 16V	85 97 - 100	10/00→10/04 10/96→10/04	➡	→ 04/04			03.0137-4010.2 654010	Ø 180 x 30 + Zub
2.0 16V HPi 2.0 HDi 110 2.0 HDi 90 2.0 Turbo 2.1 TD 12V 2.2 2.2 HDi 3.0 24V 3.0 V6	103 79 66 108 80 116 98 140 152	05/01→10/04 08/01→10/04 02/99→10/04 10/96→10/04 10/96→10/04 07/00→10/04 03/00→10/04 10/96→10/04 03/00→10/04						
1.8 BiFuel 2.0 2.0 16V 2.0 HDi 110	85 104 99 80	10/00→02/04 11/96→03/99 01/99→10/00 02/99→04/04	➡				03.0137-4010.2 654010	Ø 180 x 30 + Zub
			➡	→ 08/01			03.0137-4010.2 654010	Ø 180 x 30 + Zub
Zubehörsatz, Feststellbremsbacken								
1.8 16V 2.0 16V	85 97 - 100	10/00→10/04 10/96→10/04		→ 04/04			03.0137-9700.2 669700	
2.0 16V HPi 2.0 HDi 110 2.0 HDi 90 2.0 Turbo 2.1 TD 12V 2.2 2.2 HDi 3.0 24V 3.0 V6	103 79 66 108 80 116 98 140 152	05/01→10/04 08/01→10/04 02/99→10/04 10/96→10/04 10/96→10/04 07/00→10/04 03/00→10/04 10/96→10/04 03/00→10/04	➡	→ 04/04			03.0137-9702.2 669702	
2.0 16V HPi 2.0 HDi 110 2.0 HDi 90 2.0 Turbo 2.1 TD 12V 2.2 2.2 HDi 3.0 24V 3.0 V6	103 79 66 108 80 116 98 140 152	05/01→10/04 08/01→10/04 02/99→10/04 10/96→10/04 10/96→10/04 07/00→10/04 03/00→10/04 10/96→10/04 03/00→10/04					03.0137-9249.2 669249	
1.8 BiFuel 2.0 2.0 16V	85 104 99	10/00→02/04 11/96→03/99 01/99→10/00	➡				03.0137-9700.2 669700	
			➡				03.0137-9702.2 669702	
			➡				03.0137-9249.2 669249	
2.0 HDi 110	80	02/99→04/04	➡	→ 08/01			03.0137-9700.2 669700	
			➡	→ 08/01			03.0137-9702.2 669702	
			➡	→ 08/01			03.0137-9249.2 669249	
Seilzug, Feststellbremse								
1.8 1.9 D 1.9 TD	66 55 66	05/97→10/04 10/96→10/04 10/96→10/04		→Orga 08511; Trommelbremse; ☐			24.3727-0824.2 580824	L= 824
				→Orga 08511; Trommelbremse; ☐			24.3727-0825.2 580825	L= 750
				→Orga 08511; Trommelbremse; ☒	1	24.3727-0834.2 580834	L= 1.700	
				Orga 08512→; → 04/04; Trommelbremse; ☒	1	24.3727-0834.2 580834	L= 1.700	
				Orga 08512→; → 04/04; Trommelbremse; ☐		24.3727-0835.2 580835	L= 824	
				Orga 08512→; → 04/04; Trommelbremse; ☐		24.3727-0836.2 580836	L= 751	
1.8 1.8 16V	74 81	10/96→03/99 10/96→10/00		→Orga 08511; Trommelbremse; ☐			24.3727-0824.2 580824	L= 824
				→Orga 08511; Trommelbremse; ☐			24.3727-0825.2 580825	L= 750
				→Orga 08511; Trommelbremse; ☒	1	24.3727-0834.2 580834	L= 1.700	
				Orga 08512→; Trommelbremse; ☒	1	24.3727-0834.2 580834	L= 1.700	
				Orga 08512→; Trommelbremse; ☐		24.3727-0835.2 580835	L= 824	
				Orga 08512→; Trommelbremse; ☐		24.3727-0836.2 580836	L= 751	
1.8 16V 2.0 16V	85 97 - 100	10/00→10/04 10/96→10/04		→ 04/04; Scheibenbremse; ☐			24.3727-0826.2 580826	L= 695
				→ 04/04; Scheibenbremse; ☐			24.3727-0827.2 580827	L= 642
2.0 16V HPi 2.0 HDi 110 2.0 HDi 90 2.0 Turbo 2.1 TD 12V 2.2 2.2 HDi 3.0 24V 3.0 V6	103 79 66 108 80 116 98 140 152	05/01→10/04 08/01→10/04 02/99→10/04 10/96→10/04 10/96→10/04 07/00→10/04 03/00→10/04 10/96→10/04 03/00→10/04		→ 04/04; Scheibenbremse; ☒	1	24.3727-0834.2 580834	L= 1.700	
1.8 BiFuel 2.0	85 104	10/00→02/04 11/96→03/99		Scheibenbremse; ☐			24.3727-0826.2 580826	L= 695
				Scheibenbremse; ☐			24.3727-0827.2 580827	L= 642










	kw					! #		
PEUGEOT - 406 Break (8E/F) 10/96→10/04								
 Seilzug, Feststellbremse								
2.0 16V	99	01/99→10/00			Scheibenbremse; 	1	24.3727-0834.2 580834	L= 1.700
2.0 HDI 110	80	02/99→04/04			→ 08/01; Scheibenbremse; 		24.3727-0826.2 580826	L= 695
					→ 08/01; Scheibenbremse; 		24.3727-0827.2 580827	L= 642
					→ 08/01; Scheibenbremse; 	1	24.3727-0834.2 580834	L= 1.700
PEUGEOT - 406 Coupe (8C) 03/97→02/05								
 Bremsbackensatz, Feststellbremse								
2.0 16V	97 - 100	03/97→12/04	➔				03.0137-4010.2 654010	Ø 180 x 30 + Zub
2.2	116	03/02→12/04						
2.2 HDI	98	03/00→12/04	➔					
3.0 24V	143	05/97→06/99						
3.0 V6	152	03/00→12/04						
3.0 V6 24V	140	03/97→12/04						
2.0 16V	99	04/99→09/04	➔	→ 10/00			03.0137-4010.2 654010	Ø 180 x 30 + Zub
3.0 V6	154	03/99→06/01	➔	03/00→			03.0137-4010.2 654010	Ø 180 x 30 + Zub
Zubehörsatz, Feststellbremsbacken								
2.0 16V	97 - 100	03/97→12/04					03.0137-9700.2 669700	
2.2	116	03/02→12/04					03.0137-9702.2 669702	
2.2 HDI	98	03/00→12/04	➔				03.0137-9249.2 669249	
3.0 24V	143	05/97→06/99						
3.0 V6	152	03/00→12/04						
3.0 V6 24V	140	03/97→12/04						
2.0 16V	99	04/99→09/04		→ 10/00			03.0137-9700.2 669700	
			➔	→ 10/00			03.0137-9702.2 669702	
			➔	→ 10/00			03.0137-9249.2 669249	
3.0 V6	154	03/99→06/01		03/00→			03.0137-9700.2 669700	
			➔	03/00→			03.0137-9702.2 669702	
			➔	03/00→			03.0137-9249.2 669249	
 Seilzug, Feststellbremse								
2.0 16V	97 - 100	03/97→12/04			Scheibenbremse; 		24.3727-0828.2 580828	L= 706
2.2 HDI	98	03/00→12/04			Scheibenbremse; 		24.3727-0829.2 580829	L= 644
3.0 24V	143	05/97→06/99			Scheibenbremse; 	1	24.3727-0834.2 580834	L= 1.700
3.0 V6	152	03/00→12/04						
3.0 V6 24V	140	03/97→12/04						
2.0 16V	99	04/99→09/04		→ 10/00; Scheibenbremse; 			24.3727-0828.2 580828	L= 706
				→ 10/00; Scheibenbremse; 			24.3727-0829.2 580829	L= 644
				→ 10/00; Scheibenbremse; 	1		24.3727-0834.2 580834	L= 1.700
2.2	116	03/02→12/04			Scheibenbremse; 		24.3727-0826.2 580826	L= 695
					Scheibenbremse; 		24.3727-0827.2 580827	L= 642
					Scheibenbremse; 	1	24.3727-0834.2 580834	L= 1.700
3.0 V6	154	03/99→06/01		03/00→; Scheibenbremse; 			24.3727-0828.2 580828	L= 706
				03/00→; Scheibenbremse; 			24.3727-0829.2 580829	L= 644
				03/00→; Scheibenbremse; 	1		24.3727-0834.2 580834	L= 1.700
PEUGEOT - 407 (6D_) 02/04→12/11								
 Seilzug, Feststellbremse								
1.6 HDi 110	80	05/04→12/10			Scheibenbremse; 	2	24.3727-0844.2 580844	L= 2.155
1.8	85	03/04→07/05						
1.8 16V	92	08/05→12/10						
2.0	100	03/04→07/05						
2.0 16V	103 - 105	09/05→12/10						
2.0 Bioflex	103	09/07→02/11						
2.0 Flex	103	10/05→02/11						
2.0 HDi	93 - 120	11/04→12/10						
2.0 HDi 135	100	05/04→10/10						
2.2	116	03/04→10/06						
2.2 16V	120	08/05→12/10						
2.2 HDi	120	03/06→12/10						
2.2 HDi 170	125	03/06→12/10						
2.7 HDi	150	10/05→12/10						
3.0	155	03/04→12/10						
















	kw			 	! #		
PEUGEOT - 407 Coupe (6C_) 10/05→							
 Seilzug, Feststellbremse							
2.0 HDi	100	10/05→		07/07→ 12/11; Scheibenbremse; 	2	24.3727-0844.2 580844	L= 2.155
2.0 HDi	120	06/09→		→ 12/11; Scheibenbremse; 	2	24.3727-0844.2 580844	L= 2.155
2.2 16V	120	10/05→					
2.7 HDi	150	10/05→					
3.0 HDi	177	06/09→					
3.0 V6	155	10/05→					
PEUGEOT - 407 SW (6E_) 05/04→12/11							
 Seilzug, Feststellbremse							
1.6 HDi 110	80	05/04→12/10		Scheibenbremse; 	2	24.3727-0844.2 580844	L= 2.155
1.8	85	05/04→07/05					
1.8 16V	92	08/05→12/10					
2.0	100	05/04→07/05					
2.0 16V	103	08/05→12/10					
2.0 Bioflex	103	01/08→12/10					
2.0 Flex	103	10/05→02/11					
2.0 HDi	93 - 120	11/04→12/10					
2.0 HDi 135	100	07/04→12/10					
2.2	116	05/04→07/05					
2.2 16V	120	08/05→12/10					
2.2 HDi	120	06/08→12/10					
2.2 HDi 170	125	03/06→12/10					
2.7 HDi	150	10/05→12/10					
3.0	155	05/04→12/10					
PEUGEOT - 407 SW Kasten/Kombi (6E_) 08/04→12/10							
 Seilzug, Feststellbremse							
1.6 HDi	80	08/04→12/10		Scheibenbremse; 	2	24.3727-0844.2 580844	L= 2.155
2.0 HDi	103 - 120	06/09→12/10					
PEUGEOT - 605 (6B) 06/89→09/99							
 Bremsbackensatz, Feststellbremse							
2.0	79 - 89	06/89→09/99	➡	04/90→		03.0137-0409.2 650409	Ø 186 x 20
3.0	123	10/89→09/99					
3.0 SV 24	147	08/89→09/99					
2.0 16V	97	07/94→09/99	➡	09/94→		03.0137-0409.2 650409	Ø 186 x 20
2.0 Turbo	108	07/91→09/99					
2.5 Turbo Diesel	95	07/94→09/99					
2.0 Turbo	104	07/92→09/99	➡	12/92→ 08/94		03.0137-0409.2 650409	Ø 186 x 20
2.1 TD 12V	80	08/94→09/99	➡			03.0137-0409.2 650409	Ø 186 x 20
3.0 V6	140	04/97→09/99					
2.1 Turbo Diesel	80	06/89→09/99	➡	10/90→		03.0137-0409.2 650409	Ø 186 x 20
Zubehörsatz, Feststellbremsbacken							
2.0	79 - 89	06/89→09/99		04/90→		03.0137-9701.2 669701	
3.0	123	10/89→09/99					
3.0 SV 24	147	08/89→09/99					
2.0 16V	97	07/94→09/99		09/94→		03.0137-9701.2 669701	
2.0 Turbo	108	07/91→09/99					
2.5 Turbo Diesel	95	07/94→09/99					
2.0 Turbo	104	07/92→09/99		12/92→ 08/94		03.0137-9701.2 669701	
2.1 TD 12V	80	08/94→09/99				03.0137-9701.2 669701	
3.0 V6	140	04/97→09/99					
2.1 Turbo Diesel	80	06/89→09/99		10/90→		03.0137-9701.2 669701	
PEUGEOT - 607 (9D, 9U) 01/00→							
 Bremsbackensatz, Feststellbremse							
2.0	100	02/00→08/05	➡	→ 11/04		03.0137-4010.2 654010	Ø 180 x 30 + Zub
2.0 HDi	80	05/00→09/05					
2.2 16V	116	02/00→08/05					
2.2 HDi	98	02/00→02/06					
2.0 HDi	79	03/01→09/04	➡	→ 07/04		03.0137-4010.2 654010	Ø 180 x 30 + Zub
3.0 V6 24V	152	02/00→07/04	➡			03.0137-4010.2 654010	Ø 180 x 30 + Zub
Zubehörsatz, Feststellbremsbacken							
2.0	100	02/00→08/05		→ 11/04		03.0137-9700.2 669700	
2.0 HDi	80	05/00→09/05				03.0137-9702.2 669702	
2.2 16V	116	02/00→08/05					
2.2 HDi	98	02/00→02/06	➡	→ 11/04		03.0137-9249.2 669249	
→							














	kw					! #		
PEUGEOT - 607 (9D, 9U) 01/00 →								
Zubehörsatz, Feststellbremsbacken								
2.0 HDi	79	03/01→09/04		→ 07/04			03.0137-9700.2 669700 03.0137-9702.2 669702	
			➔	→ 07/04			03.0137-9249.2 669249	
3.0 V6 24V	152	02/00→07/04					03.0137-9700.2 669700 03.0137-9702.2 669702	
			➔				03.0137-9249.2 669249	
 Seilzug, Feststellbremse								
2.0	100	02/00→08/05		→ 11/04; ☐			24.3727-0837.2 580837	L= 724
2.0 HDI	80	05/00→09/05		→ 11/04; ☐			24.3727-0838.2 580838	L= 713
2.2 16V	116	02/00→08/05						
2.2 HDi	98	02/00→02/06		12/04→; ☐			24.3727-0840.2 580840	L= 815
				12/04→; ☐			24.3727-0841.2 580841	L= 794
2.0 HDi	79	03/01→09/04		→ 07/04; ☐			24.3727-0837.2 580837	L= 724
				→ 07/04; ☐			24.3727-0838.2 580838	L= 713
2.0 HDI	100	09/05→07/11		→ 12/10; ☐			24.3727-0840.2 580840	L= 815
2.7 HDi 24V	150	12/04→07/11						
3.0 V6 24V	155	03/04→07/11		→ 12/10; ☐			24.3727-0841.2 580841	L= 794
2.2 16V	120	09/05→06/10		☐			24.3727-0840.2 580840	L= 815
2.2 HDi	125	05/06→06/10		☐			24.3727-0841.2 580841	L= 794
3.0 V6 24V	152	02/00→07/04		☐			24.3727-0837.2 580837	L= 724
				☐			24.3727-0838.2 580838	L= 713
PEUGEOT - 806 (221) 06/94 →08/02								
 Radbremszylinder								
1.8	73	07/95→08/02	➔	10/96→ 06/02; - ABS	2	24.3219-1704.3 020374	GG	
1.9 TD	66 - 68	07/95→08/02	➔	→ 06/02; - ABS	2	24.3219-1704.3 020374	GG	
2.0 HDi	80	08/99→08/02						
2.0 HDi 16V	80	08/99→08/02						
2.0	89	06/94→08/02	➔	08/94→ 06/02; - ABS	2	24.3219-1704.3 020374	GG	
Zubehörsatz, Bremsbacken								
1.8	73	07/95→08/02	➔	10/96→ 06/02; - ABS		03.0137-9208.2 669208		
1.9 TD	66 - 68	07/95→08/02	➔	→ 06/02; - ABS		03.0137-9208.2 669208		
2.0 HDi	80	08/99→08/02						
2.0 HDi 16V	80	08/99→08/02						
2.0	89	06/94→08/02	➔	08/94→ 06/02; - ABS		03.0137-9208.2 669208		
 Bremstrommel								
1.8	73	07/95→08/02	➔	10/96→ 06/02; - ABS		24.0225-5003.1 480066	Ø 298 x 67 / 256	
1.9 TD	66 - 68	07/95→08/02	➔	→ 06/02; - ABS		24.0225-5003.1 480066	Ø 298 x 67 / 256	
2.0 HDi	80	08/99→08/02						
2.0 HDi 16V	80	08/99→08/02						
2.0	89	06/94→08/02	➔	08/94→ 06/02; - ABS		24.0225-5003.1 480066	Ø 298 x 67 / 256	
 Bremsbackensatz								
1.8	73	07/95→08/02	➔	10/96→ 06/02; - ABS		03.0137-0314.2 650314 03.0520-2619.3 692619 03.0525-0029.3 EQ0029	Ø 255 x 61 BDX Ø 255 x 61 + RZ / + Zub TopKit BDX Ø 255 x 61 - RZ / + Zub Easy Quick	
1.9 TD	66 - 68	07/95→08/02	➔	→ 06/02; - ABS		03.0137-0314.2 650314 03.0520-2619.3 692619 03.0525-0029.3 EQ0029	Ø 255 x 61 BDX Ø 255 x 61 + RZ / + Zub TopKit BDX Ø 255 x 61 - RZ / + Zub Easy Quick	
2.0 HDi	80	08/99→08/02						
2.0 HDi 16V	80	08/99→08/02						
2.0	89	06/94→08/02	➔	08/94→ 06/02; - ABS		03.0137-0314.2 650314 03.0520-2619.3 692619 03.0525-0029.3 EQ0029	Ø 255 x 61 BDX Ø 255 x 61 + RZ / + Zub TopKit BDX Ø 255 x 61 - RZ / + Zub Easy Quick	
 Bremsbackensatz, Feststellbremse								
1.8	73	07/95→08/02	➔	10/96→ 06/02		03.0137-4018.2 654018	Ø 180 x 30 + Zub	
→								












	kw			 	! #		
PEUGEOT - 806 (221) 06/94 → 08/02							
Bremsbackensatz, Feststellbremse							
1.9 TD	66 - 68	07/95 → 08/02	➔	→ 06/02		03.0137-4018.2 654018	Ø 180 x 30 + Zub
2.0 16V	100	09/00 → 08/02					
2.0 HDI	80	08/99 → 08/02					
2.0 HDI 16V	80	08/99 → 08/02					
2.0	89	06/94 → 08/02	➔	08/94 → 06/02		03.0137-4018.2 654018	Ø 180 x 30 + Zub
2.0 Turbo	108	06/94 → 08/02					
2.0 16V	97	05/98 → 09/00	➔	10/98 →		03.0137-4018.2 654018	Ø 180 x 30 + Zub
2.1 td 12V	80	06/96 → 08/99	➔			03.0137-4018.2 654018	Ø 180 x 30 + Zub
Zubehörsatz, Feststellbremsbacken							
1.8	73	07/95 → 08/02		10/96 → 06/02		03.0137-9700.2 669700 03.0137-9702.2 669702	
			➔	10/96 → 06/02		03.0137-9249.2 669249	
1.9 TD	66 - 68	07/95 → 08/02		→ 06/02		03.0137-9700.2 669700 03.0137-9702.2 669702	
2.0 16V	100	09/00 → 08/02					
2.0 HDI	80	08/99 → 08/02	➔	→ 06/02		03.0137-9249.2 669249	
2.0 HDI 16V	80	08/99 → 08/02					
2.0	89	06/94 → 08/02		08/94 → 06/02		03.0137-9700.2 669700 03.0137-9702.2 669702	
2.0 Turbo	108	06/94 → 08/02	➔	08/94 → 06/02		03.0137-9249.2 669249	
2.0 16V	97	05/98 → 09/00		10/98 →		03.0137-9700.2 669700 03.0137-9702.2 669702	
			➔	10/98 →		03.0137-9249.2 669249	
2.1 td 12V	80	06/96 → 08/99				03.0137-9700.2 669700 03.0137-9702.2 669702	
			➔			03.0137-9249.2 669249	
Seilzug, Feststellbremse							
1.8	73	07/95 → 08/02		10/96 → 06/02; für Linkslenker; Scheibenbremse; 	1	24.3727-0336.2 580336	L= 500
				10/96 → 06/02; für Linkslenker; Scheibenbremse; 		24.3727-0529.2 580529	L= 2.205
				10/96 → 06/02; für Linkslenker; Scheibenbremse; 		24.3727-0530.2 580530	L= 1.255
				10/96 → 06/02; für Linkslenker; Trommelbremse; 		24.3727-0531.2 580531	L= 2.286
				10/96 → 06/02; für Rechtslenker; Trommelbremse; 		24.3727-0532.2 580532	L= 1.063
				10/96 → 06/02; für Linkslenker; Trommelbremse; 		24.3727-0532.2 580532	L= 1.063
1.9 TD	66 - 68	07/95 → 08/02		→ 06/02; für Linkslenker; Scheibenbremse; 	1	24.3727-0336.2 580336	L= 500
2.0 HDI	80	08/99 → 08/02		→ 06/02; für Linkslenker; Scheibenbremse; 		24.3727-0529.2 580529	L= 2.205
2.0 HDI 16V	80	08/99 → 08/02		→ 06/02; für Linkslenker; Scheibenbremse; 		24.3727-0530.2 580530	L= 1.255
				→ 06/02; für Linkslenker; Trommelbremse; 		24.3727-0531.2 580531	L= 2.286
				→ 06/02; für Linkslenker; Trommelbremse; 		24.3727-0532.2 580532	L= 1.063
				→ 06/02; für Rechtslenker; Trommelbremse; 		24.3727-0532.2 580532	L= 1.063
2.0	89	06/94 → 08/02		08/94 → 06/02; für Linkslenker; Scheibenbremse; 	1	24.3727-0336.2 580336	L= 500
				08/94 → 06/02; für Linkslenker; Scheibenbremse; 		24.3727-0529.2 580529	L= 2.205
				08/94 → 06/02; für Linkslenker; Scheibenbremse; 		24.3727-0530.2 580530	L= 1.255
				08/94 → 06/02; für Linkslenker; Trommelbremse; 		24.3727-0531.2 580531	L= 2.286
				08/94 → 06/02; für Rechtslenker; Trommelbremse; 		24.3727-0532.2 580532	L= 1.063
				08/94 → 06/02; für Linkslenker; Trommelbremse; 		24.3727-0532.2 580532	L= 1.063
2.0 16V	97	05/98 → 09/00		10/98 →; für Linkslenker; Scheibenbremse; 	1	24.3727-0336.2 580336	L= 500
				10/98 →; für Linkslenker; Scheibenbremse; 		24.3727-0529.2 580529	L= 2.205
➔							









	kw			 	! #		
PEUGEOT - 806 (221) 06/94 → 08/02							
 Seilzug, Feststellbremse							
2.0 16V	97	05/98 → 09/00		10/98 →; für Linkslenker; Scheibenbremse; <input type="checkbox"/>		24.3727-0530.2 580530	L= 1.255
2.0 16V	100	09/00 → 08/02		→ 06/02; für Linkslenker; Scheibenbremse; <input checked="" type="checkbox"/>	1	24.3727-0336.2 580336	L= 500
				→ 06/02; für Linkslenker; Scheibenbremse; <input type="checkbox"/>		24.3727-0529.2 580529	L= 2.205
				→ 06/02; für Linkslenker; Scheibenbremse; <input type="checkbox"/>		24.3727-0530.2 580530	L= 1.255
2.0 Turbo	108	06/94 → 08/02		08/94 → 06/02; für Linkslenker; Scheibenbremse; <input checked="" type="checkbox"/>	1	24.3727-0336.2 580336	L= 500
				08/94 → 06/02; für Linkslenker; Scheibenbremse; <input type="checkbox"/>		24.3727-0529.2 580529	L= 2.205
				08/94 → 06/02; für Linkslenker; Scheibenbremse; <input type="checkbox"/>		24.3727-0530.2 580530	L= 1.255
2.1 td 12V	80	06/96 → 08/99		für Linkslenker; Scheibenbremse; <input checked="" type="checkbox"/>	1	24.3727-0336.2 580336	L= 500
				für Linkslenker; Scheibenbremse; <input type="checkbox"/>		24.3727-0529.2 580529	L= 2.205
				für Linkslenker; Scheibenbremse; <input type="checkbox"/>		24.3727-0530.2 580530	L= 1.255
PEUGEOT - 807 (EB_) 06/02 →							
 Seilzug, Feststellbremse							
2.0 2.2 2.2 HDi 3.0 V6	100	06/02 →		→ Orga 10284; für Linkslenker; Scheibenbremse; <input type="checkbox"/>		24.3727-0847.2 580847	L= 1.068
	116	06/02 →		für Rechtslenker; → Orga 10284; Scheibenbremse; <input type="checkbox"/>		24.3727-0847.2 580847	L= 1.068
	94	06/02 →		→ Orga 10284; für Linkslenker; Scheibenbremse; <input type="checkbox"/>		24.3727-0848.2 580848	L= 2.360
	150	06/02 →		für Rechtslenker; → Orga 10284; Scheibenbremse; <input type="checkbox"/>		24.3727-0848.2 580848	L= 2.360
				Orga 10285 →; für Linkslenker; → 06/14; Scheibenbremse; <input type="checkbox"/>		24.3727-0849.2 580849	L= 2.308
				Orga 10285 →; für Rechtslenker; → 06/14; Scheibenbremse; <input type="checkbox"/>		24.3727-0849.2 580849	L= 2.308
				Orga 10285 →; für Linkslenker; → 06/14; Scheibenbremse; <input type="checkbox"/>		24.3727-0850.2 580850	L= 1.041
				Orga 10285 →; für Rechtslenker; → 06/14; Scheibenbremse; <input type="checkbox"/>		24.3727-0850.2 580850	L= 1.041
2.0 16V 2.0 HDi	103	09/05 →		für Rechtslenker; → Orga 10284; Scheibenbremse; <input type="checkbox"/>		24.3727-0847.2 580847	L= 1.068
	100	06/06 →		für Rechtslenker; → Orga 10284; Scheibenbremse; <input type="checkbox"/>		24.3727-0848.2 580848	L= 2.360
				Orga 10285 →; für Linkslenker; → 06/14; Scheibenbremse; <input type="checkbox"/>		24.3727-0849.2 580849	L= 2.308
				Orga 10285 →; für Rechtslenker; → 06/14; Scheibenbremse; <input type="checkbox"/>		24.3727-0849.2 580849	L= 2.308
				Orga 10285 →; für Linkslenker; → 06/14; Scheibenbremse; <input type="checkbox"/>		24.3727-0850.2 580850	L= 1.041
				Orga 10285 →; für Rechtslenker; → 06/14; Scheibenbremse; <input type="checkbox"/>		24.3727-0850.2 580850	L= 1.041
2.0 HDi 2.2 HDi	79	06/02 → 05/06		→ Orga 10284; für Linkslenker; Scheibenbremse; <input type="checkbox"/>		24.3727-0847.2 580847	L= 1.068
	100	04/04 → 05/06		für Rechtslenker; → Orga 10284; Scheibenbremse; <input type="checkbox"/>		24.3727-0847.2 580847	L= 1.068
				für Rechtslenker; → Orga 10284; Scheibenbremse; <input type="checkbox"/>		24.3727-0848.2 580848	L= 2.360
				→ Orga 10284; für Linkslenker; Scheibenbremse; <input type="checkbox"/>		24.3727-0848.2 580848	L= 2.360
				Orga 10285 →; für Linkslenker; Scheibenbremse; <input type="checkbox"/>		24.3727-0849.2 580849	L= 2.308
				Orga 10285 →; für Rechtslenker; Scheibenbremse; <input type="checkbox"/>		24.3727-0849.2 580849	L= 2.308
				Orga 10285 →; für Rechtslenker; Scheibenbremse; <input type="checkbox"/>		24.3727-0850.2 580850	L= 1.041
				Orga 10285 →; für Linkslenker; Scheibenbremse; <input type="checkbox"/>		24.3727-0850.2 580850	L= 1.041
2.0 HDi	80	04/04 →		für Rechtslenker; → Orga 10284; Scheibenbremse; <input type="checkbox"/>		24.3727-0847.2 580847	L= 1.068
				für Rechtslenker; → Orga 10284; Scheibenbremse; <input type="checkbox"/>		24.3727-0848.2 580848	L= 2.360
				Orga 10285 →; → 05/06; für Linkslenker; Scheibenbremse; <input type="checkbox"/>		24.3727-0849.2 580849	L= 2.308
→							

	kw			 	! #		
PEUGEOT - 807 (EB_) 06/02→							
 Seilzug, Feststellbremse							
2.0 HDi	80	04/04→		Orga 10285→; → 05/06; für Rechtslenker; Scheibenbremse; <input type="checkbox"/>	24.3727-0849.2	580849	L= 2.308
				Orga 10285→; → 05/06; für Linkslenker; Scheibenbremse; <input type="checkbox"/>	24.3727-0850.2	580850	L= 1.041
				Orga 10285→; → 05/06; für Rechtslenker; Scheibenbremse; <input type="checkbox"/>	24.3727-0850.2	580850	L= 1.041
2.0 HDi	88	02/06→		11/06→; →Orga 10284; für Rechtslenker; Scheibenbremse; <input type="checkbox"/>	24.3727-0847.2	580847	L= 1.068
				11/06→; →Orga 10284; für Rechtslenker; Scheibenbremse; <input type="checkbox"/>	24.3727-0848.2	580848	L= 2.360
				Orga 10285→; für Rechtslenker; → 06/14; Scheibenbremse; <input type="checkbox"/>	24.3727-0849.2	580849	L= 2.308
				Orga 10285→; für Linkslenker; → 06/14; Scheibenbremse; <input type="checkbox"/>	24.3727-0849.2	580849	L= 2.308
				Orga 10285→; für Rechtslenker; → 06/14; Scheibenbremse; <input type="checkbox"/>	24.3727-0850.2	580850	L= 1.041
				Orga 10285→; für Linkslenker; → 06/14; Scheibenbremse; <input type="checkbox"/>	24.3727-0850.2	580850	L= 1.041
2.0 HDi	120	06/09→		für Rechtslenker; → 06/14; Scheibenbremse; <input type="checkbox"/>	24.3727-0849.2	580849	L= 2.308
				für Linkslenker; → 01/14; Scheibenbremse; <input type="checkbox"/>	24.3727-0849.2	580849	L= 2.308
				für Rechtslenker; → 06/14; Scheibenbremse; <input type="checkbox"/>	24.3727-0850.2	580850	L= 1.041
				für Linkslenker; → 01/14; Scheibenbremse; <input type="checkbox"/>	24.3727-0850.2	580850	L= 1.041
2.2 HDi	120 - 125	06/06→		10/07→; →Orga 10284; für Rechtslenker; Scheibenbremse; <input type="checkbox"/>	24.3727-0847.2	580847	L= 1.068
				10/07→; →Orga 10284; für Rechtslenker; Scheibenbremse; <input type="checkbox"/>	24.3727-0848.2	580848	L= 2.360
				Orga 10285→; für Rechtslenker; → 06/14; Scheibenbremse; <input type="checkbox"/>	24.3727-0849.2	580849	L= 2.308
				Orga 10285→; für Linkslenker; → 06/14; Scheibenbremse; <input type="checkbox"/>	24.3727-0849.2	580849	L= 2.308
				Orga 10285→; für Rechtslenker; → 06/14; Scheibenbremse; <input type="checkbox"/>	24.3727-0850.2	580850	L= 1.041
				Orga 10285→; für Linkslenker; → 06/14; Scheibenbremse; <input type="checkbox"/>	24.3727-0850.2	580850	L= 1.041
PEUGEOT - 807 Van (EB_) 06/02→							
 Seilzug, Feststellbremse							
2.0 HDi	120	05/10→		für Rechtslenker; Scheibenbremse; <input type="checkbox"/>	24.3727-0849.2	580849	L= 2.308
				für Linkslenker; Scheibenbremse; <input type="checkbox"/>	24.3727-0849.2	580849	L= 2.308
				für Rechtslenker; Scheibenbremse; <input type="checkbox"/>	24.3727-0850.2	580850	L= 1.041
				für Linkslenker; Scheibenbremse; <input type="checkbox"/>	24.3727-0850.2	580850	L= 1.041
2.0 HDi HDi	79 94	06/02→05/06 04/04→05/06		→Orga 10284; für Rechtslenker; Scheibenbremse; <input type="checkbox"/>	24.3727-0847.2	580847	L= 1.068
				→Orga 10284; für Linkslenker; Scheibenbremse; <input type="checkbox"/>	24.3727-0847.2	580847	L= 1.068
				→Orga 10284; für Linkslenker; Scheibenbremse; <input type="checkbox"/>	24.3727-0848.2	580848	L= 2.360
				→Orga 10284; für Rechtslenker; Scheibenbremse; <input type="checkbox"/>	24.3727-0848.2	580848	L= 2.360
				Orga 10285→; für Linkslenker; Scheibenbremse; <input type="checkbox"/>	24.3727-0849.2	580849	L= 2.308
				Orga 10285→; für Rechtslenker; Scheibenbremse; <input type="checkbox"/>	24.3727-0849.2	580849	L= 2.308
				Orga 10285→; für Rechtslenker; Scheibenbremse; <input type="checkbox"/>	24.3727-0850.2	580850	L= 1.041
				Orga 10285→; für Linkslenker; Scheibenbremse; <input type="checkbox"/>	24.3727-0850.2	580850	L= 1.041
2.0 HDi	80	04/04→05/06		→Orga 10284; für Rechtslenker; Scheibenbremse; <input type="checkbox"/>	24.3727-0847.2	580847	L= 1.068
				→Orga 10284; für Rechtslenker; Scheibenbremse; <input type="checkbox"/>	24.3727-0848.2	580848	L= 2.360
				Orga 10285→; für Rechtslenker; Scheibenbremse; <input type="checkbox"/>	24.3727-0849.2	580849	L= 2.308
				Orga 10285→; für Linkslenker; Scheibenbremse; <input type="checkbox"/>	24.3727-0849.2	580849	L= 2.308
				Orga 10285→; für Rechtslenker; Scheibenbremse; <input type="checkbox"/>	24.3727-0850.2	580850	L= 1.041








	kW			 	! #		
PEUGEOT - 807 Van (EB_) 06/02→							
 Seilzug, Feststellbremse							
2.0 HDi	80	04/04→05/06		Orga 10285→; für Linkslenker; Scheibenbremse; <input type="checkbox"/>		24.3727-0850.2 580850	L= 1.041
PEUGEOT - 1007 (KM_) 04/05→							
 Radbremszylinder							
1.4 1.4 16V 1.4 HDi	54 65 50	04/05→ 10/05→ 04/05→	➔	→ 02/11	2	24.3220-1717.3 020430 24.3220-1724.3 020476	TRW ALU BOS ALU
Zubehörsatz, Bremsbacken							
1.4 1.4 16V 1.4 HDi	54 65 50	04/05→ 10/05→ 04/05→	➔	→ 02/11		03.0137-9267.2 669267 03.0137-9281.2 669281	TRW
 Bremstrommel							
1.4 1.4 16V 1.4 HDi	54 65 50	04/05→ 10/05→ 04/05→	➔	→ 02/11		24.0220-3029.1 480179 24.0220-3729.2 480217	Ø 244,5 x 42 / 204,5 - RLG / - ABS Ring Ø 244,5 x 42 / 204,5 + RLG / + ABS Ring
 Bremsbackensatz							
1.4 1.4 16V 1.4 HDi	54 65 50	04/05→ 10/05→ 04/05→	➔	→ 02/11		03.0137-0426.2 650426 03.0137-0439.2 650439 03.0520-7620.3 697620 03.0520-8520.3 698520	TRW Ø 203 x 38 + HEB Ø 203 x 39 + HEB TRW Ø 203 x 38 + RZ / + Zub TopKit BOS Ø 203 x 39 + RZ / + Zub TopKit
 Seilzug, Feststellbremse							
1.4 1.4 16V 1.4 HDi	54 65 50	04/05→ 10/05→ 04/05→		→ 02/11; Trommelbremse; <input type="checkbox"/>	2	24.3727-0843.2 580843	L= 1.612
PEUGEOT - 2008 I (CU_) 03/13→							
 Seilzug, Feststellbremse							
1.2 PureTech 82 1.2 THP 110 / PureTech 110 1.2 THP 130 / PureTech 130 1.2 VTi 1.4 HDi 1.5 BlueHDI 100 1.5 BlueHDI 120 1.6 BlueHDI 1.6 BlueHDI 100 1.6 BlueHDI 120 1.6 BlueHDI 75 1.6 HDi 1.6 VTi	61 81 96 60 50 75 88 85 73 88 55 68 - 84 85 - 88	01/18→12/19 01/15→ 01/15→ 03/13→12/18 06/13→ 05/18→ 05/18→ 07/14→ 01/15→ 07/14→ 01/15→ 03/13→ 03/13→ 03/13→		<input type="checkbox"/>	2	24.3727-0855.2 580855	L= 1.910
PEUGEOT - 2008 I Van (CU_) 03/13→							
 Seilzug, Feststellbremse							
BlueHDI 100 BlueHDI 120 PureTech 130	75 88 96	05/18→ 05/18→ 01/18→		<input type="checkbox"/>	2	24.3727-0855.2 580855	L= 1.910
PEUGEOT - 4007 (VU_, VV_) 02/07→03/13							
 Bremsbackensatz, Feststellbremse							
2.0 2.0 4x4 2.2 HDi 2.4 16V	108 108 115 125	11/10→03/13 11/10→03/13 02/07→03/13 02/07→03/13	➔	→ 11/12 → 11/12		03.0137-3023.2 653023 03.0137-3015.2 653015	Ø 170 x 32 - HEB Ø 190 x 32 - HEB
Zubehörsatz, Feststellbremsbacken							
2.0 2.0 4x4 2.2 HDi 2.4 16V	108 108 115 125	11/10→03/13 11/10→03/13 02/07→03/13 02/07→03/13	➔	→ 11/12		03.0137-9307.2 669307	













	kw			 	! #		
PEUGEOT - 4007 Van (VU_, VV_) 02/07→03/13							
 Bremsbackensatz, Feststellbremse							
HDi 155	115	02/07→03/13	➔	→ 11/12		03.0137-3015.2 653015	Ø 190 x 32 - HEB
Zubehörsatz, Feststellbremsbacken							
HDi 155	115	02/07→03/13	➔	→ 11/12		03.0137-9307.2 669307	
PEUGEOT - 4008 05/12→							
 Bremsbackensatz, Feststellbremse							
1.6 1.6 HDi 1.6 HDi AWC 1.8 HDi 1.8 HDi AWC 2.0 AWC	86 84 84 110 110 110	05/12→ 05/12→ 05/12→ 05/12→ 05/12→ 05/12→	➔			03.0137-3023.2 653023	Ø 170 x 32 - HEB
Zubehörsatz, Feststellbremsbacken							
1.6 1.6 HDi 1.6 HDi AWC 1.8 HDi 1.8 HDi AWC 2.0 AWC	86 84 84 110 110 110	05/12→ 05/12→ 05/12→ 05/12→ 05/12→ 05/12→	➔			03.0137-9307.2 669307	
PEUGEOT - BIPPER (AA_) 02/08→							
 Radbremszylinder							
1.3 HDi 75 1.3 HDi 80 / BlueHDi 80 1.4 1.4 HDi	55 59 54 50	10/10→ 12/15→ 02/08→ 02/08→	➔			24.3220-1728.3 020509	ALU
Zubehörsatz, Bremsbacken							
1.3 HDi 75 1.3 HDi 80 / BlueHDi 80	55 59	10/10→ 12/15→	➔			03.0137-9309.2 669309	AP
1.4	54	02/08→	➔			03.0137-9310.2 669310	AP
1.4 HDi	50	02/08→	➔	→ 09/10		03.0137-9309.2 669309	AP
			➔	10/10→		03.0137-9310.2 669310	AP
 Bremstrommel							
1.4	54	02/08→	➔			24.0220-2001.1 480307	Ø 249,5 x 48,5 / 204,7
 Bremsbackensatz							
1.3 HDi 75 1.3 HDi 80 / BlueHDi 80	55 59	10/10→ 12/15→	➔			03.0137-0493.2 650493 03.0521-0120.3 690120	AP Ø 228 x 42 + HEB AP Ø 228 x 42 + RZ / + Zub TopKit
1.4	54	02/08→	➔			03.0137-0479.2 650479 03.0520-9220.3 699220	AP Ø 203 x 38 + HEB AP Ø 203 x 38 + RZ / + Zub TopKit
1.4 HDi	50	02/08→	➔	10/10→		03.0137-0479.2 650479 03.0520-9220.3 699220	AP Ø 203 x 38 + HEB AP Ø 203 x 38 + RZ / + Zub TopKit
			➔	→ 09/10		03.0137-0493.2 650493 03.0521-0120.3 690120	AP Ø 228 x 42 + HEB AP Ø 228 x 42 + RZ / + Zub TopKit
PEUGEOT - BIPPER TEPEE 04/08→							
 Radbremszylinder							
1.3 HDi 75 1.3 HDi 80 1.4 1.4 HDi	55 59 54 50	10/10→ 12/15→ 04/08→ 04/08→	➔		2	24.3220-1728.3 020509	ALU
Zubehörsatz, Bremsbacken							
1.3 HDi 75 1.3 HDi 80	55 59	10/10→ 12/15→	➔			03.0137-9309.2 669309	AP
1.4	54	04/08→	➔			03.0137-9310.2 669310	AP
1.4 HDi	50	04/08→	➔	→ 09/10		03.0137-9309.2 669309	AP
→			➔	10/10→		03.0137-9310.2 669310	AP





















	kw			 	! #		
PEUGEOT - BIPPER TEPEE 04/08→							
 Bremstrommel							
1.4	54	04/08→	➔		24.0220-2001.1	480307	Ø 249,5 x 48,5 / 204,7
 Bremsbackensatz							
1.3 HDi 75 1.3 HDi 80	55 59	10/10→ 12/15→	➔		03.0137-0493.2 03.0521-0120.3	650493 690120	AP Ø 228 x 42 + HEB AP Ø 228 x 42 + RZ / + Zub TopKit
1.4	54	04/08→	➔		03.0137-0479.2 03.0520-9220.3	650479 699220	AP Ø 203 x 38 + HEB AP Ø 203 x 38 + RZ / + Zub TopKit
1.4 HDi	50	04/08→	➔	10/10→	03.0137-0479.2 03.0520-9220.3	650479 699220	AP Ø 203 x 38 + HEB AP Ø 203 x 38 + RZ / + Zub TopKit
			➔	→ 09/10	03.0137-0493.2 03.0521-0120.3	650493 690120	AP Ø 228 x 42 + HEB AP Ø 228 x 42 + RZ / + Zub TopKit
PEUGEOT - BOXER Bus 09/05→							
 Bremsbackensatz, Feststellbremse							
2.0 BlueHDi 110 2.0 BlueHDi 130 2.0 BlueHDi 160 2.2 BlueHDi 120 2.2 BlueHDi 140 2.2 BlueHDi 165 2.2 HDi 100 2.2 HDi 110 2.2 HDi 120 2.2 HDi 130 2.2 HDi 150 2.8 HDi 3.0 HDi 145 3.0 HDi 160 3.0 HDi 175	81 96 120 88 103 121 74 81 88 96 110 93 107 116 130	07/15→09/19 07/15→09/19 07/15→09/19 07/19→ 07/19→ 08/19→ 04/06→ 03/11→ 04/06→ 03/11→ 03/11→ 09/05→09/09 04/10→ 04/06→ 03/11→	➔		03.0137-4004.2	654004	Ø 172 x 42 + Zub
Zubehörsatz, Feststellbremsbacken							
2.0 BlueHDi 110 2.0 BlueHDi 130 2.0 BlueHDi 160 2.2 BlueHDi 120 2.2 BlueHDi 140 2.2 BlueHDi 165 2.2 HDi 100 2.2 HDi 110 2.2 HDi 120 2.2 HDi 130 2.2 HDi 150 2.8 HDi 3.0 HDi 145 3.0 HDi 160 3.0 HDi 175	81 96 120 88 103 121 74 81 88 96 110 93 107 116 130	07/15→09/19 07/15→09/19 07/15→09/19 07/19→ 07/19→ 08/19→ 04/06→ 03/11→ 04/06→ 03/11→ 03/11→ 09/05→09/09 04/10→ 04/06→ 03/11→	➔		03.0137-9705.2 03.0137-9707.2	669705 669707	
PEUGEOT - BOXER Bus (230P) 03/94→04/02							
 Radbremszylinder							
1.9 D	51	03/94→04/02	➔	→ 10/01; Nutzlast [kg]: 1.000	24.3225-1701.3	020399	GG
			➔	11/01→ 03/02; Nutzlast [kg]: 1.000	24.3226-1702.3	020469	GG
1.9 TD	66 - 68	03/94→04/02	➔	→ 10/01; Nutzlast ab [kg] 1.000 Nutzlast bis [kg] 1.400	24.3225-1701.3	020399	GG
1.9 TD 4x4	68	07/96→04/02	➔	11/01→ 03/02; Nutzlast ab [kg] 1.000 Nutzlast bis [kg] 1.400	24.3226-1702.3	020469	GG
2.0 i 2.0 i 4x4	80 80	03/94→04/02 08/96→04/02	➔	→ 10/01; Nutzlast ab [kg] 1.000 Nutzlast bis [kg] 1.400	24.3225-1701.3	020399	GG
			➔	11/01→ 03/02; Nutzlast ab [kg] 1.000 Nutzlast bis [kg] 1.400	24.3226-1702.3	020469	GG
			➔	→ 10/01; Nutzlast [kg]: 1.800	24.3228-1701.3	020401	GG
2.5 D 2.5 D 4x4	63 63	08/94→04/02 07/96→04/02	➔	→ 10/01; Nutzlast [kg]: 1.400	24.3225-1701.3	020399	GG
			➔	11/01→ 03/02; Nutzlast [kg]: 1.400	24.3226-1702.3	020469	GG
			➔	→ 10/01; Nutzlast [kg]: 1.800	24.3228-1701.3	020401	GG
2.5 DT	62	10/97→11/01	➔	→ 10/01; Nutzlast [kg]: 1.400	24.3225-1701.3	020399	GG
			➔	11/01→; Nutzlast [kg]: 1.400	24.3226-1702.3	020469	GG
			➔	→ 10/01; Nutzlast [kg]: 1.800	24.3228-1701.3	020401	GG
→							








	kw			 	! #		
PEUGEOT - BOXER Bus (230P) 03/94→04/02							
 Radbremszylinder							
2.5 TD	76	07/94→04/02	➡	11/01→ 03/02; Nutzlast [kg]: 1.400		24.3226-1702.3 020469	GG
			➡	08/94→ 10/01; Nutzlast [kg]: 1.400		24.3226-1702.3 020469	GG
			➡	08/94→ 10/01; Nutzlast [kg]: 1.800		24.3228-1701.3 020401	GG
2.5 TD 4x4	76	07/96→04/02	➡	→ 10/01; Nutzlast [kg]: 1.400		24.3226-1702.3 020469	GG
2.5 TDI	79	01/97→04/02	➡	11/01→ 03/02; Nutzlast [kg]: 1.400		24.3226-1702.3 020469	GG
2.5 TDI 4x4	79	01/97→04/02	➡	→ 10/01; Nutzlast [kg]: 1.800		24.3228-1701.3 020401	GG
2.8 HDI	94	11/00→04/02	➡	→ 10/01; Nutzlast [kg]: 1.800		24.3228-1701.3 020401	GG
2.8 D	64	01/99→02/02	➡	→ S 16206253; Nutzlast [kg]: 1.400		24.3225-1701.3 020399	GG
			➡	S 16204256→; Nutzlast [kg]: 1.400		24.3226-1702.3 020469	GG
			➡	→ S 16209999; Nutzlast [kg]: 1.800		24.3228-1701.3 020401	GG
2.8 HDi 4x4	94	10/00→04/02	➡	→ S 16206253; Nutzlast ab [kg] 1.000 Nutzlast bis [kg] 1.400		24.3225-1701.3 020399	GG
			➡	S 16204256→; → 03/02; Nutzlast ab [kg] 1.000 Nutzlast bis [kg] 1.400		24.3226-1702.3 020469	GG
			➡	→ S 16209999; Nutzlast [kg]: 1.800		24.3228-1701.3 020401	GG
2.8 HDi All-wheel Drive	93	10/00→11/01	➡	→ S 16206253; Nutzlast ab [kg] 1.000 Nutzlast bis [kg] 1.400		24.3225-1701.3 020399	GG
			➡	S 16204256→; Nutzlast ab [kg] 1.000 Nutzlast bis [kg] 1.400		24.3226-1702.3 020469	GG
			➡	→ S 16209999; Nutzlast [kg]: 1.800		24.3228-1701.3 020401	GG
Zubehörsatz, Bremsbacken							
1.9 D	51	03/94→04/02	➡	→ 10/01; Nutzlast [kg]: 1.000		03.0137-9219.2 669219	TRW
			➡	11/01→ 03/02; Nutzlast [kg]: 1.000; nicht für Wohnmobile		03.0137-9285.2 669285	AP
1.9 TD	66 -	03/94→04/02	➡	→ 10/01; Nutzlast ab [kg] 1.000 Nutzlast bis [kg] 1.400		03.0137-9219.2 669219	TRW
1.9 TD 4x4	68 68	07/96→04/02	➡	11/01→ 03/02; Nutzlast ab [kg] 1.000 Nutzlast bis [kg] 1.400; nicht für Wohnmobile		03.0137-9285.2 669285	AP
2.0 i	80	03/94→04/02	➡	→ 10/01; Nutzlast [kg]: 1.800		03.0137-9219.2 669219	TRW
2.0 i 4x4	80	08/96→04/02	➡	→ 10/01; Nutzlast ab [kg] 1.000 Nutzlast bis [kg] 1.400		03.0137-9219.2 669219	TRW
			➡	11/01→ 03/02; Nutzlast ab [kg] 1.000 Nutzlast bis [kg] 1.400; nicht für Wohnmobile		03.0137-9285.2 669285	AP
2.5 D	63	08/94→04/02	➡	→ 10/01; Nutzlast [kg]: 1.400		03.0137-9219.2 669219	TRW
2.5 D 4x4	63	07/96→04/02	➡	→ 10/01; Nutzlast [kg]: 1.800		03.0137-9219.2 669219	TRW
2.5 TD 4x4	76	07/96→04/02	➡	→ 10/01; Nutzlast [kg]: 1.800		03.0137-9219.2 669219	TRW
2.5 TDI	79	01/97→04/02	➡	11/01→ 03/02; Nutzlast [kg]: 1.400; nicht für Wohnmobile		03.0137-9285.2 669285	AP
2.5 TDI 4x4	79	01/97→04/02	➡	→ 10/01; Nutzlast [kg]: 1.800		03.0137-9219.2 669219	TRW
2.8 HDI	94	11/00→04/02	➡	→ 10/01; Nutzlast [kg]: 1.800		03.0137-9219.2 669219	TRW
2.5 DT	62	10/97→11/01	➡	→ 10/01; Nutzlast [kg]: 1.400		03.0137-9219.2 669219	TRW
			➡	→ 10/01; Nutzlast [kg]: 1.800		03.0137-9219.2 669219	TRW
			➡	11/01→; Nutzlast [kg]: 1.400; nicht für Wohnmobile		03.0137-9285.2 669285	AP
2.5 TD	76	07/94→04/02	➡	08/94→ 10/01; Nutzlast [kg]: 1.800		03.0137-9219.2 669219	TRW
			➡	08/94→ 10/01; Nutzlast [kg]: 1.400		03.0137-9219.2 669219	TRW
			➡	11/01→ 03/02; Nutzlast [kg]: 1.400; nicht für Wohnmobile		03.0137-9285.2 669285	AP
2.8 D	64	01/99→02/02	➡	→ S 16209999; Nutzlast [kg]: 1.800		03.0137-9219.2 669219	TRW
			➡	→ S 16206253; Nutzlast [kg]: 1.400		03.0137-9219.2 669219	TRW
			➡	S 16204256→; Nutzlast [kg]: 1.400; nicht für Wohnmobile		03.0137-9285.2 669285	AP
2.8 HDi 4x4	94	10/00→04/02	➡	→ S 16209999; Nutzlast [kg]: 1.800		03.0137-9219.2 669219	TRW
			➡	→ S 16206253; Nutzlast ab [kg] 1.000 Nutzlast bis [kg] 1.400		03.0137-9219.2 669219	TRW
			➡	S 16204256→; → 03/02; Nutzlast ab [kg] 1.000 Nutzlast bis [kg] 1.400; nicht für Wohnmobile		03.0137-9285.2 669285	AP
2.8 HDi All-wheel Drive	93	10/00→11/01	➡	→ S 16209999; Nutzlast [kg]: 1.800		03.0137-9219.2 669219	TRW
			➡	→ S 16206253; Nutzlast ab [kg] 1.000 Nutzlast bis [kg] 1.400		03.0137-9219.2 669219	TRW
			➡	S 16204256→; Nutzlast ab [kg] 1.000 Nutzlast bis [kg] 1.400; nicht für Wohnmobile		03.0137-9285.2 669285	AP
→							



	kw			 	! #		
PEUGEOT - BOXER Bus (230P) 03/94→04/02							
Bremstrommel							
1.9 D	51	03/94→04/02	➡	→ 03/02; Nutzlast [kg]: 1.000		24.0225-4002.1 480048	Ø 298 x 64,4 / 255,6
1.9 TD	66 - 68	03/94→04/02	➡	→ 03/02; Nutzlast ab [kg] 1.000 Nutzlast bis [kg] 1.400		24.0225-4002.1 480048	Ø 298 x 64,4 / 255,6
1.9 TD 4x4	68	07/96→04/02					
2.0 i	80	03/94→04/02	➡	→ 03/02; Nutzlast ab [kg] 1.000 Nutzlast bis [kg] 1.400		24.0225-4002.1 480048	Ø 298 x 64,4 / 255,6
2.0 i 4x4	80	08/96→04/02	➡	→ 10/01; Nutzlast [kg]: 1.800		24.0225-4005.1 480070	Ø 298 x 64,5 / 255,6
2.5 D	63	08/94→04/02	➡	→ 03/02; Nutzlast [kg]: 1.400		24.0225-4002.1 480048	Ø 298 x 64,4 / 255,6
2.5 D 4x4	63	07/96→04/02					
2.5 TD 4x4	76	07/96→04/02	➡	→ 10/01; Nutzlast [kg]: 1.800		24.0225-4005.1 480070	Ø 298 x 64,5 / 255,6
2.5 TDI	79	01/97→04/02					
2.5 TDI 4x4	79	01/97→04/02					
2.8 HDI	94	11/00→04/02					
2.5 DT	62	10/97→11/01	➡	Nutzlast [kg]: 1.400		24.0225-4002.1 480048	Ø 298 x 64,4 / 255,6
			➡	→ 10/01; Nutzlast [kg]: 1.800		24.0225-4005.1 480070	Ø 298 x 64,5 / 255,6
2.5 TD	76	07/94→04/02	➡	08/94→ 03/02; Nutzlast [kg]: 1.400		24.0225-4002.1 480048	Ø 298 x 64,4 / 255,6
			➡	08/94→ 10/01; Nutzlast [kg]: 1.800		24.0225-4005.1 480070	Ø 298 x 64,5 / 255,6
2.8 D	64	01/99→02/02	➡	Nutzlast [kg]: 1.400		24.0225-4002.1 480048	Ø 298 x 64,4 / 255,6
			➡	→ S 16209999; Nutzlast [kg]: 1.800		24.0225-4005.1 480070	Ø 298 x 64,5 / 255,6
2.8 HDi 4x4	94	10/00→04/02	➡	→ 03/02; Nutzlast ab [kg] 1.000 Nutzlast bis [kg] 1.400		24.0225-4002.1 480048	Ø 298 x 64,4 / 255,6
			➡	→ S 16209999; Nutzlast [kg]: 1.800		24.0225-4005.1 480070	Ø 298 x 64,5 / 255,6
2.8 HDi All-wheel Drive	93	10/00→11/01	➡	Nutzlast ab [kg] 1.000 Nutzlast bis [kg] 1.400		24.0225-4002.1 480048	Ø 298 x 64,4 / 255,6
			➡	→ S 16209999; Nutzlast [kg]: 1.800		24.0225-4005.1 480070	Ø 298 x 64,5 / 255,6
Bremsbackensatz							
1.9 D	51	03/94→04/02	➡	→ 10/01; Nutzlast [kg]: 1.000; nicht für Wohnmobile		03.0137-0333.2 650333	TRW Ø 254 x 57 + HEB
			➡	11/01→ 03/02; Nutzlast [kg]: 1.000; nicht für Wohnmobile		03.0520-0925.3 690925	TRW Ø 254 x 57 + RZ / + Zub TopKit
			➡	11/01→ 03/02; Nutzlast [kg]: 1.000; nicht für Wohnmobile		03.0137-0432.2 650432	AP Ø 254 x 57 + HEB
			➡	11/01→ 03/02; Nutzlast [kg]: 1.000; nicht für Wohnmobile		03.0520-0326.3 690326	AP Ø 254 x 57 + RZ / + Zub TopKit
1.9 TD	66 - 68	03/94→04/02	➡	→ 10/01; Nutzlast ab [kg] 1.000 Nutzlast bis [kg] 1.400; nicht für Wohnmobile		03.0137-0333.2 650333	TRW Ø 254 x 57 + HEB
1.9 TD 4x4	68	07/96→04/02				03.0520-0925.3 690925	TRW Ø 254 x 57 + RZ / + Zub TopKit
			➡	11/01→ 03/02; Nutzlast ab [kg] 1.000 Nutzlast bis [kg] 1.400; nicht für Wohnmobile		03.0137-0432.2 650432	AP Ø 254 x 57 + HEB
			➡	11/01→ 03/02; Nutzlast ab [kg] 1.000 Nutzlast bis [kg] 1.400; nicht für Wohnmobile		03.0520-0326.3 690326	AP Ø 254 x 57 + RZ / + Zub TopKit
2.0 i	80	03/94→04/02	➡	→ 10/01; Nutzlast ab [kg] 1.000 Nutzlast bis [kg] 1.400; nicht für Wohnmobile		03.0137-0333.2 650333	TRW Ø 254 x 57 + HEB
2.0 i 4x4	80	08/96→04/02				03.0520-0925.3 690925	TRW Ø 254 x 57 + RZ / + Zub TopKit
			➡	→ 10/01; Nutzlast [kg]: 1.800; nicht für Wohnmobile		03.0137-0334.2 650334	TRW Ø 254 x 57 + HEB
			➡	→ 10/01; Nutzlast [kg]: 1.800; nicht für Wohnmobile		03.0520-0728.3 690728	TRW Ø 254 x 57 + RZ / + Zub TopKit
			➡	11/01→ 03/02; Nutzlast ab [kg] 1.000 Nutzlast bis [kg] 1.400; nicht für Wohnmobile		03.0137-0432.2 650432	AP Ø 254 x 57 + HEB
			➡	11/01→ 03/02; Nutzlast ab [kg] 1.000 Nutzlast bis [kg] 1.400; nicht für Wohnmobile		03.0520-0326.3 690326	AP Ø 254 x 57 + RZ / + Zub TopKit
2.5 D	63	08/94→04/02	➡	→ 10/01; Nutzlast [kg]: 1.400; nicht für Wohnmobile		03.0137-0333.2 650333	TRW Ø 254 x 57 + HEB
2.5 D 4x4	63	07/96→04/02				03.0520-0925.3 690925	TRW Ø 254 x 57 + RZ / + Zub TopKit
			➡	→ 10/01; Nutzlast [kg]: 1.800; nicht für Wohnmobile		03.0137-0334.2 650334	TRW Ø 254 x 57 + HEB
			➡	→ 10/01; Nutzlast [kg]: 1.800; nicht für Wohnmobile		03.0520-0728.3 690728	TRW Ø 254 x 57 + RZ / + Zub TopKit
			➡	11/01→ 03/02; Nutzlast [kg]: 1.400; nicht für Wohnmobile		03.0137-0432.2 650432	AP Ø 254 x 57 + HEB
			➡	11/01→ 03/02; Nutzlast [kg]: 1.400; nicht für Wohnmobile		03.0520-0326.3 690326	AP Ø 254 x 57 + RZ / + Zub TopKit
2.5 DT	62	10/97→11/01	➡	→ 10/01; Nutzlast [kg]: 1.400; nicht für Wohnmobile		03.0137-0333.2 650333	TRW Ø 254 x 57 + HEB
			➡	→ 10/01; Nutzlast [kg]: 1.800; nicht für Wohnmobile		03.0520-0925.3 690925	TRW Ø 254 x 57 + RZ / + Zub TopKit
			➡	→ 10/01; Nutzlast [kg]: 1.800; nicht für Wohnmobile		03.0137-0334.2 650334	TRW Ø 254 x 57 + HEB
			➡	→ 10/01; Nutzlast [kg]: 1.800; nicht für Wohnmobile		03.0520-0728.3 690728	TRW Ø 254 x 57 + RZ / + Zub TopKit
			➡	11/01→; Nutzlast [kg]: 1.400; nicht für Wohnmobile		03.0137-0432.2 650432	AP Ø 254 x 57 + HEB
			➡	11/01→; Nutzlast [kg]: 1.400; nicht für Wohnmobile		03.0520-0326.3 690326	AP Ø 254 x 57 + RZ / + Zub TopKit
→							

	kw			 	! #		
PEUGEOT - BOXER Bus (230P) 03/94→04/02							
Bremsbackensatz							
2.5 TD	76	07/94→04/02	➡	08/94→ 10/01; Nutzlast [kg]: 1.400; nicht für Wohnmobile		03.0137-0333.2 650333 03.0520-0226.3 690226	TRW Ø 254 x 57 + HEB TRW Ø 254 x 57 + RZ / + Zub TopKit
			➡	08/94→ 10/01; Nutzlast [kg]: 1.800; nicht für Wohnmobile		03.0137-0334.2 650334 03.0520-0728.3 690728	TRW Ø 254 x 57 + HEB TRW Ø 254 x 57 + RZ / + Zub TopKit
			➡	11/01→ 03/02; Nutzlast [kg]: 1.400; nicht für Wohnmobile		03.0137-0432.2 650432 03.0520-0326.3 690326	AP Ø 254 x 57 + HEB AP Ø 254 x 57 + RZ / + Zub TopKit
2.5 TD 4x4 2.5 TDI 2.5 TDI 4x4 2.8 HDI	76 79 79 94	07/96→04/02 01/97→04/02 01/97→04/02 11/00→04/02	➡	→ 10/01; Nutzlast [kg]: 1.400; nicht für Wohnmobile		03.0137-0333.2 650333 03.0520-0226.3 690226	TRW Ø 254 x 57 + HEB TRW Ø 254 x 57 + RZ / + Zub TopKit
			➡	→ 10/01; Nutzlast [kg]: 1.800; nicht für Wohnmobile		03.0137-0334.2 650334 03.0520-0728.3 690728	TRW Ø 254 x 57 + HEB TRW Ø 254 x 57 + RZ / + Zub TopKit
			➡	11/01→ 03/02; Nutzlast [kg]: 1.400; nicht für Wohnmobile		03.0137-0432.2 650432 03.0520-0326.3 690326	AP Ø 254 x 57 + HEB AP Ø 254 x 57 + RZ / + Zub TopKit
2.8 D	64	01/99→02/02	➡	→ S 16206253; Nutzlast [kg]: 1.400; nicht für Wohnmobile		03.0137-0333.2 650333 03.0520-0226.3 690226 03.0520-0925.3 690925	TRW Ø 254 x 57 + HEB TRW Ø 254 x 57 + RZ / + Zub TopKit TRW Ø 254 x 57 + RZ / + Zub TopKit
			➡	→ S 16209999; Nutzlast [kg]: 1.800; nicht für Wohnmobile		03.0137-0334.2 650334 03.0520-0728.3 690728	TRW Ø 254 x 57 + HEB TRW Ø 254 x 57 + RZ / + Zub TopKit
			➡	S 16204256→; Nutzlast [kg]: 1.400; nicht für Wohnmobile		03.0137-0432.2 650432 03.0520-0326.3 690326	AP Ø 254 x 57 + HEB AP Ø 254 x 57 + RZ / + Zub TopKit
2.8 HDi 4x4	94	10/00→04/02	➡	→ S 16206253; Nutzlast ab [kg] 1.000 Nutzlast bis [kg] 1.400; nicht für Wohnmobile		03.0137-0333.2 650333 03.0520-0226.3 690226 03.0520-0925.3 690925	TRW Ø 254 x 57 + HEB TRW Ø 254 x 57 + RZ / + Zub TopKit TRW Ø 254 x 57 + RZ / + Zub TopKit
			➡	→ S 16209999; Nutzlast [kg]: 1.800; nicht für Wohnmobile		03.0137-0334.2 650334 03.0520-0728.3 690728	TRW Ø 254 x 57 + HEB TRW Ø 254 x 57 + RZ / + Zub TopKit
			➡	S 16204256→; → 03/02; Nutzlast ab [kg] 1.000 Nutzlast bis [kg] 1.400; nicht für Wohnmobile		03.0137-0432.2 650432 03.0520-0326.3 690326	AP Ø 254 x 57 + HEB AP Ø 254 x 57 + RZ / + Zub TopKit
2.8 HDi All-wheel Drive	93	10/00→11/01	➡	→ S 16206253; Nutzlast ab [kg] 1.000 Nutzlast bis [kg] 1.400; nicht für Wohnmobile		03.0137-0333.2 650333 03.0520-0226.3 690226 03.0520-0925.3 690925	TRW Ø 254 x 57 + HEB TRW Ø 254 x 57 + RZ / + Zub TopKit TRW Ø 254 x 57 + RZ / + Zub TopKit
			➡	→ S 16209999; Nutzlast [kg]: 1.800; nicht für Wohnmobile		03.0137-0334.2 650334 03.0520-0728.3 690728	TRW Ø 254 x 57 + HEB TRW Ø 254 x 57 + RZ / + Zub TopKit
			➡	S 16204256→; Nutzlast ab [kg] 1.000 Nutzlast bis [kg] 1.400; nicht für Wohnmobile		03.0137-0432.2 650432 03.0520-0326.3 690326	AP Ø 254 x 57 + HEB AP Ø 254 x 57 + RZ / + Zub TopKit
Seilzug, Feststellbremse							
1.9 D	51	03/94→04/02		→ S 16158427; Nutzlast [kg]: 1.000; Scheiben/Trommel; 	1	24.3727-0345.2 580345	L= 3.045
				S 16158428→; → 03/02; Nutzlast [kg]: 1.000; Scheiben/Trommel; 	1	24.3727-0350.2 580350	L= 2.827
1.9 TD	66 - 68	03/94→04/02		→ S 16158427; Nutzlast ab [kg] 1.000 Nutzlast bis [kg] 1.400; Scheiben/Trommel; 	1	24.3727-0345.2 580345	L= 3.045
				S 16158428→; → 03/02; Nutzlast ab [kg] 1.000 Nutzlast bis [kg] 1.400; Scheiben/Trommel; 	1	24.3727-0350.2 580350	L= 2.827
2.0 i	80	03/94→04/02		→ S 16158427; Nutzlast ab [kg] 1.000 Nutzlast bis [kg] 1.800; Scheiben/Trommel; 	1	24.3727-0345.2 580345	L= 3.045
→							

	kw			 	! #		
PEUGEOT - BOXER Bus (230P) 03/94→04/02							
 Seilzug, Feststellbremse							
2.0 i	80	03/94→04/02		S 16158428→; → 03/02; Nutzlast ab [kg] 1.000 Nutzlast bis [kg] 1.800; Scheiben/Trommel; 	1	24.3727-0350.2 580350	L= 2.827
2.5 D 2.5 TDI 2.8 HDi	63 79 94	08/94→04/02 01/97→04/02 11/00→04/02		→ S 16158427; Nutzlast ab [kg] 1.400 Nutzlast bis [kg] 1.800; Scheiben/Trommel; 	1	24.3727-0345.2 580345	L= 3.045
				S 16158428→; → 03/02; Nutzlast ab [kg] 1.400 Nutzlast bis [kg] 1.800; Scheiben/Trommel; 	1	24.3727-0350.2 580350	L= 2.827
2.5 DT 2.8 D	62 64	10/97→11/01 01/99→02/02		→ S 16158427; Nutzlast ab [kg] 1.400 Nutzlast bis [kg] 1.800; Scheiben/Trommel; 	1	24.3727-0345.2 580345	L= 3.045
				S 16158428→; Nutzlast ab [kg] 1.400 Nutzlast bis [kg] 1.800; Scheiben/Trommel; 	1	24.3727-0350.2 580350	L= 2.827
2.5 TD	76	07/94→04/02		08/94→; → S 16158427; Nutzlast ab [kg] 1.400 Nutzlast bis [kg] 1.800; Scheiben/Trommel; 	1	24.3727-0345.2 580345	L= 3.045
				S 16158428→; → 03/02; Nutzlast ab [kg] 1.400 Nutzlast bis [kg] 1.800; Scheiben/Trommel; 	1	24.3727-0350.2 580350	L= 2.827
2.8 HDi	93	10/00→11/01		11/00→; → S 16158427; Nutzlast ab [kg] 1.400 Nutzlast bis [kg] 1.800; Scheiben/Trommel; 	1	24.3727-0345.2 580345	L= 3.045
				S 16158428→; Nutzlast ab [kg] 1.400 Nutzlast bis [kg] 1.800; Scheiben/Trommel; 	1	24.3727-0350.2 580350	L= 2.827
PEUGEOT - BOXER Bus (244, Z_) 12/01→							
 Radbremszylinder							
2.0 2.0 HDi 2.2 HDi 2.8 HDi 2.8 HDi 4x4	81 62 74 94 - 107 94	04/02→ 04/02→ 04/02→ 04/02→ 04/02→	➡	→ 03/06; Nutzlast ab [kg] 1.000 Nutzlast bis [kg] 1.400		24.3226-1702.3 020469	GG
2.0 BiFuel	81	12/01→06/06	➡	04/02→ 03/06; Nutzlast ab [kg] 1.000 Nutzlast bis [kg] 1.400		24.3226-1702.3 020469	GG
2.8 HDi	90	03/02→08/05	➡	Nutzlast ab [kg] 1.000 Nutzlast bis [kg] 1.400		24.3226-1702.3 020469	GG
Zubehörsatz, Bremsbacken							
2.0 2.0 HDi 2.2 HDi 2.8 HDi 2.8 HDi 4x4	81 62 74 94 - 107 94	04/02→ 04/02→ 04/02→ 04/02→ 04/02→	➡	→ 03/06; Nutzlast ab [kg] 1.000 Nutzlast bis [kg] 1.400		03.0137-9285.2 669285	AP
2.0 BiFuel	81	12/01→06/06	➡	04/02→ 03/06; Nutzlast ab [kg] 1.000 Nutzlast bis [kg] 1.400		03.0137-9285.2 669285	AP
2.8 HDi	90	03/02→08/05	➡	Nutzlast ab [kg] 1.000 Nutzlast bis [kg] 1.400		03.0137-9285.2 669285	AP
 Bremstrommel							
2.0 2.0 HDi 2.2 HDi 2.8 HDi 2.8 HDi 4x4	81 62 74 94 - 107 94	04/02→ 04/02→ 04/02→ 04/02→ 04/02→	➡	→ 03/06; Nutzlast ab [kg] 1.000 Nutzlast bis [kg] 1.400		24.0225-4002.1 480048	Ø 298 x 64,4 / 255,6
2.0 BiFuel	81	12/01→06/06	➡	04/02→ 03/06; Nutzlast ab [kg] 1.000 Nutzlast bis [kg] 1.400		24.0225-4002.1 480048	Ø 298 x 64,4 / 255,6
2.8 HDi	90	03/02→08/05	➡	Nutzlast ab [kg] 1.000 Nutzlast bis [kg] 1.400		24.0225-4002.1 480048	Ø 298 x 64,4 / 255,6
 Bremsbackensatz							
2.0 2.0 HDi 2.2 HDi 2.8 HDi 2.8 HDi 4x4	81 62 74 94 - 107 94	04/02→ 04/02→ 04/02→ 04/02→ 04/02→	➡	→ 03/06; Nutzlast ab [kg] 1.000 Nutzlast bis [kg] 1.400; nicht für Wohnmobile		03.0137-0432.2 650432 03.0520-0326.3 690326	AP Ø 254 x 57 + HEB AP Ø 254 x 57 + RZ / + Zub TopKit
2.0 BiFuel	81	12/01→06/06	➡	04/02→ 03/06; Nutzlast ab [kg] 1.000 Nutzlast bis [kg] 1.400; nicht für Wohnmobile		03.0137-0432.2 650432 03.0520-0326.3 690326	AP Ø 254 x 57 + HEB AP Ø 254 x 57 + RZ / + Zub TopKit
→							

	kw					! #		
PEUGEOT - BOXER Bus (244, Z_) 12/01→								
Bremsbackensatz								
2.8 HDi	90	03/02→08/05	➔	Nutzlast ab [kg] 1.000 Nutzlast bis [kg] 1.400; nicht für Wohnmobile			03.0137-0432.2 650432 03.0520-0326.3 690326	AP Ø 254 x 57 + HEB AP Ø 254 x 57 + RZ / + Zub TopKit
Bremsbackensatz, Feststellbremse								
2.0 2.0 HDi 2.2 HDi 2.8 HDi 2.8 HDi 4x4	81 62 74 94 - 107 94	04/02→ 04/02→ 04/02→ 04/02→ 04/02→	➔	→ 03/06; Nutzlast ab [kg] 1.000 Nutzlast bis [kg] 1.800; mit Verstärkung			03.0137-4002.2 654002	Ø 172 x 42 + Zub
2.0 BiFuel	81	12/01→06/06	➔	04/02→ 03/06; Nutzlast ab [kg] 1.000 Nutzlast bis [kg] 1.800; mit Verstärkung			03.0137-4002.2 654002	Ø 172 x 42 + Zub
2.8 HDi	90	03/02→08/05	➔	Nutzlast ab [kg] 1.000 Nutzlast bis [kg] 1.800; mit Verstärkung			03.0137-4002.2 654002	Ø 172 x 42 + Zub
Zubehörsatz, Feststellbremsbacken								
2.0 2.0 HDi 2.2 HDi 2.8 HDi 2.8 HDi 4x4	81 62 74 94 - 107 94	04/02→ 04/02→ 04/02→ 04/02→ 04/02→		→ 03/06; Nutzlast ab [kg] 1.000 Nutzlast bis [kg] 1.800			03.0137-9705.2 669705 03.0137-9706.2 669706	
2.0 BiFuel	81	12/01→06/06		04/02→ 03/06; Nutzlast ab [kg] 1.000 Nutzlast bis [kg] 1.800			03.0137-9705.2 669705 03.0137-9706.2 669706	
2.8 HDi	90	03/02→08/05		Nutzlast ab [kg] 1.000 Nutzlast bis [kg] 1.800			03.0137-9705.2 669705 03.0137-9706.2 669706	
Seilzug, Feststellbremse								
2.0 2.0 HDi 2.2 HDi 2.8 HDi	81 62 74 94 - 107	04/02→ 04/02→ 04/02→ 04/02→		→ 03/06; Nutzlast ab [kg] 1.000 Nutzlast bis [kg] 1.800; Trommelbremse; ⬆	1	24.3727-0300.2 580300		L= 1.078
				→ S 17103012; Nutzlast ab [kg] 1.000 Nutzlast bis [kg] 1.800; Scheibenbremse; ⬆	1	24.3727-0300.2 580300		L= 1.078
				S 17103013→; → 03/06; für Linkslenker; Nutzlast ab [kg] 1.000 Nutzlast bis [kg] 1.800; Scheibenbremse; ⬆	1	24.3727-0300.2 580300		L= 1.078
				→ 03/06; Nutzlast ab [kg] 1.000 Nutzlast bis [kg] 1.800; Trommelbremse; ⬇	1	24.3727-0343.2 580343		L= 2.827
				→ S 17103012; Nutzlast ab [kg] 1.000 Nutzlast bis [kg] 1.800; Scheibenbremse; ⬇	1	24.3727-0348.2 580348		L= 2.715
2.8 HDi	90	03/02→08/05		Nutzlast ab [kg] 1.000 Nutzlast bis [kg] 1.800; Trommelbremse; ⬆	1	24.3727-0300.2 580300		L= 1.078
				→ S 17103012; Nutzlast ab [kg] 1.000 Nutzlast bis [kg] 1.800; Scheibenbremse; ⬆	1	24.3727-0300.2 580300		L= 1.078
				S 17103013→; für Linkslenker; Nutzlast ab [kg] 1.000 Nutzlast bis [kg] 1.800; Scheibenbremse; ⬆	1	24.3727-0300.2 580300		L= 1.078
				Nutzlast ab [kg] 1.000 Nutzlast bis [kg] 1.800; Trommelbremse; ⬇	1	24.3727-0343.2 580343		L= 2.827
				→ S 17103012; Nutzlast ab [kg] 1.000 Nutzlast bis [kg] 1.800; Scheibenbremse; ⬇	1	24.3727-0348.2 580348		L= 2.715
2.8 HDi 4x4	94	04/02→		→ S 17103012; Nutzlast ab [kg] 1.000 Nutzlast bis [kg] 1.800; Scheibenbremse; ⬇	1	24.3727-0348.2 580348		L= 2.715
				S 17103013→; → 03/06; Nutzlast ab [kg] 1.000 Nutzlast bis [kg] 1.800; Scheibenbremse; ⬆	1	24.3727-0562.2 580562		L= 1.059
				→ S 17103012; Nutzlast ab [kg] 1.000 Nutzlast bis [kg] 1.800; Scheibenbremse; ⬆	1	24.3727-0562.2 580562		L= 1.059
PEUGEOT - BOXER Kasten 04/06→								
Bremsbackensatz, Feststellbremse								
2.0 BlueHDi 110 2.0 BlueHDi 130 2.0 BlueHDi 130 4x4 2.0 BlueHDi 160 2.0 BlueHDi 160 4x4 2.2 BlueHDi 120 2.2 BlueHDi 140 →	81 96 96 120 120 88 103	07/15→09/19 07/15→09/19 07/15→09/19 07/15→09/19 07/15→09/19 07/19→ 07/19→	➔				03.0137-4004.2 654004	Ø 172 x 42 + Zub



PEUGEOT - BOXER Kasten 04/06→

Bremsbackensatz, Feststellbremse

2.2 BlueHDi 165	121	07/19→	➔		03.0137-4004.2	654004	Ø 172 x 42 + Zub
2.2 HDi 100	74	04/06→					
2.2 HDi 110	81	03/11→					
2.2 HDi 120	88	04/06→					
2.2 HDi 130	96	03/11→					
2.2 HDi 130 4x4	96	03/11→					
2.2 HDi 150	110	03/11→					
2.2 HDi 150 4x4	110	03/11→					
3.0 HDi	115	07/06→					
3.0 HDi 145	107	04/10→					
3.0 HDi 160	116	04/06→					
3.0 HDi 175	130	03/11→					
e-Boxer	90	07/21→					










Zubehörsatz, Feststellbremsbacken








2.0 BlueHDi 110	81	07/15→09/19	➔		03.0137-9705.2	669705	
2.0 BlueHDi 130	96	07/15→09/19					
2.0 BlueHDi 130 4x4	96	07/15→09/19			03.0137-9707.2	669707	
2.0 BlueHDi 160	120	07/15→09/19					
2.0 BlueHDi 160 4x4	120	07/15→09/19					
2.2 BlueHDi 120	88	07/19→					
2.2 BlueHDi 140	103	07/19→					
2.2 BlueHDi 165	121	07/19→					
2.2 HDi 100	74	04/06→					
2.2 HDi 110	81	03/11→					
2.2 HDi 120	88	04/06→					
2.2 HDi 130	96	03/11→					
2.2 HDi 130 4x4	96	03/11→					
2.2 HDi 150	110	03/11→					
2.2 HDi 150 4x4	110	03/11→					
3.0 HDi	115	07/06→					
3.0 HDi 145	107	04/10→					
3.0 HDi 160	116	04/06→					
3.0 HDi 175	130	03/11→					
e-Boxer	90	07/21→					































PEUGEOT - BOXER Kasten (230L) 03/94→08/05













Radbremszylinder

























1.9 D	50 - 51	03/94→04/02	➔	→ 10/01; Nutzlast [kg]: 1.000	24.3225-1701.3	020399	GG
			➔	11/01→ 03/02; Nutzlast [kg]: 1.000	24.3226-1702.3	020469	GG
1.9 DT 4x4	66	03/96→09/98	➔	Nutzlast ab [kg] 1.000 Nutzlast bis [kg] 1.400	24.3225-1701.3	020399	GG
1.9 TD	66 - 68	03/94→04/02	➔	→ 10/01; Nutzlast ab [kg] 1.000 Nutzlast bis [kg] 1.400	24.3225-1701.3	020399	GG
			➔	11/01→ 03/02; Nutzlast ab [kg] 1.000 Nutzlast bis [kg] 1.400	24.3226-1702.3	020469	GG
2.0 4x4	80	03/96→09/98	➔	Nutzlast ab [kg] 1.000 Nutzlast bis [kg] 1.400	24.3225-1701.3	020399	GG
			➔	Nutzlast [kg]: 1.800	24.3228-1701.3	020401	GG
2.0 HDI 2.0 i	62 80	08/01→04/02 06/94→04/02	➔	→ 10/01; Nutzlast ab [kg] 1.000 Nutzlast bis [kg] 1.400	24.3225-1701.3	020399	GG
			➔	11/01→ 03/02; Nutzlast ab [kg] 1.000 Nutzlast bis [kg] 1.400	24.3226-1702.3	020469	GG
			➔	→ 10/01; Nutzlast [kg]: 1.800	24.3228-1701.3	020401	GG
2.5 D 2.5 D 4x4	63 63	03/94→04/02 07/99→04/02	➔	→ 10/01; Nutzlast [kg]: 1.400	24.3225-1701.3	020399	GG
			➔	11/01→ 03/02; Nutzlast [kg]: 1.400	24.3226-1702.3	020469	GG
			➔	→ 10/01; Nutzlast [kg]: 1.800	24.3228-1701.3	020401	GG
2.5 DT	62	10/97→11/01	➔	→ 10/01; Nutzlast [kg]: 1.400	24.3225-1701.3	020399	GG
			➔	11/01→; Nutzlast [kg]: 1.400	24.3226-1702.3	020469	GG
			➔	→ 10/01; Nutzlast [kg]: 1.800	24.3228-1701.3	020401	GG
2.5 TD 2.5 TDI 2.5 TDI 4x4 2.8 HDi	76 79 79 94	03/94→04/02 01/97→04/02 07/99→04/02 11/00→04/02	➔	→ 10/01; Nutzlast [kg]: 1.400	24.3226-1702.3	020469	GG
			➔	11/01→ 03/02; Nutzlast [kg]: 1.400	24.3226-1702.3	020469	GG
			➔	→ 10/01; Nutzlast [kg]: 1.800	24.3228-1701.3	020401	GG
			➔	→ S 16206253; Nutzlast [kg]: 1.400	24.3225-1701.3	020399	GG
2.8 D	64	01/99→02/02	➔	S 16204256→; Nutzlast [kg]: 1.400	24.3226-1702.3	020469	GG
			➔	→ S 16209999; Nutzlast [kg]: 1.800	24.3228-1701.3	020401	GG
			➔	11/01→; Nutzlast [kg]: 1.400	24.3226-1702.3	020469	GG
2.8 HDi 4x4	93	10/00→11/01	➔	→ 10/01; Nutzlast [kg]: 1.800	24.3228-1701.3	020401	GG
			➔	→ 10/01; Nutzlast [kg]: 1.800	24.3228-1701.3	020401	GG
→							

















	kw				! #		
PEUGEOT - BOXER Kasten (230L) 03/94→08/05							
 Radbremszylinder							
2.8 HDi 4x4	94	10/00→04/02	➡	11/01→ 03/02; Nutzlast [kg]: 1.400		24.3226-1702.3 020469	GG
			➡	→ 10/01; Nutzlast [kg]: 1.800		24.3228-1701.3 020401	GG
Zubehörsatz, Bremsbacken							
1.9 D	50 - 51	03/94→04/02	➡	→ 10/01; Nutzlast [kg]: 1.000		03.0137-9219.2 669219	TRW
			➡	11/01→ 03/02; Nutzlast [kg]: 1.000; nicht für Wohnmobile		03.0137-9285.2 669285	AP
1.9 DT 4x4	66	03/96→09/98	➡	Nutzlast ab [kg] 1.000 Nutzlast bis [kg] 1.400		03.0137-9219.2 669219	TRW
1.9 TD	66 - 68	03/94→04/02	➡	→ 10/01; Nutzlast ab [kg] 1.000 Nutzlast bis [kg] 1.400		03.0137-9219.2 669219	TRW
			➡	11/01→ 03/02; Nutzlast ab [kg] 1.000 Nutzlast bis [kg] 1.400; nicht für Wohnmobile		03.0137-9285.2 669285	AP
2.0 4x4	80	03/96→09/98	➡	Nutzlast [kg]: 1.800		03.0137-9219.2 669219	TRW
			➡	Nutzlast ab [kg] 1.000 Nutzlast bis [kg] 1.400		03.0137-9219.2 669219	TRW
2.0 HDi 2.0 i	62 80	08/01→04/02 06/94→04/02	➡	→ 10/01; Nutzlast [kg]: 1.800		03.0137-9219.2 669219	TRW
			➡	→ 10/01; Nutzlast ab [kg] 1.000 Nutzlast bis [kg] 1.400		03.0137-9219.2 669219	TRW
			➡	11/01→ 03/02; Nutzlast ab [kg] 1.000 Nutzlast bis [kg] 1.400; nicht für Wohnmobile		03.0137-9285.2 669285	AP
2.5 D 2.5 D 4x4 2.5 TD 2.5 TDI 2.5 TDI 4x4 2.8 HDi 2.8 HDi 4x4	63 63 76 79 79 94 94	03/94→04/02 07/99→04/02 03/94→04/02 01/97→04/02 07/99→04/02 11/00→04/02 10/00→04/02	➡	→ 10/01; Nutzlast [kg]: 1.800		03.0137-9219.2 669219	TRW
			➡	→ 10/01; Nutzlast [kg]: 1.400		03.0137-9219.2 669219	TRW
			➡	11/01→ 03/02; Nutzlast [kg]: 1.400; nicht für Wohnmobile		03.0137-9285.2 669285	AP
2.5 DT 2.8 HDi 4x4	62 93	10/97→11/01 10/00→11/01	➡	→ 10/01; Nutzlast [kg]: 1.800		03.0137-9219.2 669219	TRW
			➡	→ 10/01; Nutzlast [kg]: 1.400		03.0137-9219.2 669219	TRW
			➡	11/01→; Nutzlast [kg]: 1.400; nicht für Wohnmobile		03.0137-9285.2 669285	AP
2.8 D	64	01/99→02/02	➡	→ S 16209999; Nutzlast [kg]: 1.800		03.0137-9219.2 669219	TRW
			➡	→ S 16206253; Nutzlast [kg]: 1.400		03.0137-9219.2 669219	TRW
			➡	S 16204256→; Nutzlast [kg]: 1.400; nicht für Wohnmobile		03.0137-9285.2 669285	AP
 Bremstrommel							
1.9 D	50 - 51	03/94→04/02	➡	→ 03/02; Nutzlast [kg]: 1.000		24.0225-4002.1 480048	Ø 298 x 64,4 / 255,6
1.9 DT 4x4	66	03/96→09/98	➡	Nutzlast ab [kg] 1.000 Nutzlast bis [kg] 1.400		24.0225-4002.1 480048	Ø 298 x 64,4 / 255,6
1.9 TD	66 - 68	03/94→04/02	➡	→ 03/02; Nutzlast ab [kg] 1.000 Nutzlast bis [kg] 1.400		24.0225-4002.1 480048	Ø 298 x 64,4 / 255,6
2.0 4x4	80	03/96→09/98	➡	Nutzlast ab [kg] 1.000 Nutzlast bis [kg] 1.400		24.0225-4002.1 480048	Ø 298 x 64,4 / 255,6
			➡	Nutzlast [kg]: 1.800		24.0225-4005.1 480070	Ø 298 x 64,5 / 255,6
2.0 HDi 2.0 i	62 80	08/01→04/02 06/94→04/02	➡	→ 03/02; Nutzlast ab [kg] 1.000 Nutzlast bis [kg] 1.400		24.0225-4002.1 480048	Ø 298 x 64,4 / 255,6
			➡	→ 10/01; Nutzlast [kg]: 1.800		24.0225-4005.1 480070	Ø 298 x 64,5 / 255,6
2.5 D 2.5 D 4x4 2.5 TD 2.5 TDI 2.5 TDI 4x4 2.8 HDi 2.8 HDi 4x4	63 63 76 79 79 94 94	03/94→04/02 07/99→04/02 03/94→04/02 01/97→04/02 07/99→04/02 11/00→04/02 10/00→04/02	➡	→ 03/02; Nutzlast [kg]: 1.400		24.0225-4002.1 480048	Ø 298 x 64,4 / 255,6
			➡	→ 10/01; Nutzlast [kg]: 1.800		24.0225-4005.1 480070	Ø 298 x 64,5 / 255,6
2.5 DT 2.8 HDi 4x4	62 93	10/97→11/01 10/00→11/01	➡	Nutzlast [kg]: 1.400		24.0225-4002.1 480048	Ø 298 x 64,4 / 255,6
			➡	→ 10/01; Nutzlast [kg]: 1.800		24.0225-4005.1 480070	Ø 298 x 64,5 / 255,6
2.8 D	64	01/99→02/02	➡	Nutzlast [kg]: 1.400		24.0225-4002.1 480048	Ø 298 x 64,4 / 255,6
			➡	→ S 16209999; Nutzlast [kg]: 1.800		24.0225-4005.1 480070	Ø 298 x 64,5 / 255,6
 Bremsbackensatz							
1.9 D	50 - 51	03/94→04/02	➡	→ 10/01; Nutzlast [kg]: 1.000; nicht für Wohnmobile		03.0137-0333.2 650333 03.0520-0925.3 690925	TRW Ø 254 x 57 + HEB TRW Ø 254 x 57 + RZ / + Zub TopKit
→							










	kw			 	! #		
PEUGEOT - BOXER Kasten (230L) 03/94→08/05							
Bremsbackensatz							
1.9 D	50 - 51	03/94→04/02	➡	11/01→ 03/02; Nutzlast [kg]: 1.000; nicht für Wohnmobile		03.0137-0432.2 650432 03.0520-0326.3 690326	AP Ø 254 x 57 + HEB AP Ø 254 x 57 + RZ / + Zub TopKit
1.9 DT 4x4	66	03/96→09/98	➡	Nutzlast ab [kg] 1.000 Nutzlast bis [kg] 1.400; nicht für Wohnmobile		03.0137-0333.2 650333 03.0520-0925.3 690925	TRW Ø 254 x 57 + HEB TRW Ø 254 x 57 + RZ / + Zub TopKit
1.9 TD	66 - 68	03/94→04/02	➡	→ 10/01; Nutzlast ab [kg] 1.000 Nutzlast bis [kg] 1.400; nicht für Wohnmobile		03.0137-0333.2 650333 03.0520-0925.3 690925	TRW Ø 254 x 57 + HEB TRW Ø 254 x 57 + RZ / + Zub TopKit
			➡	11/01→ 03/02; Nutzlast ab [kg] 1.000 Nutzlast bis [kg] 1.400; nicht für Wohnmobile		03.0137-0432.2 650432 03.0520-0326.3 690326	AP Ø 254 x 57 + HEB AP Ø 254 x 57 + RZ / + Zub TopKit
2.0 4x4	80	03/96→09/98	➡	Nutzlast ab [kg] 1.000 Nutzlast bis [kg] 1.400; nicht für Wohnmobile		03.0137-0333.2 650333 03.0520-0925.3 690925	TRW Ø 254 x 57 + HEB TRW Ø 254 x 57 + RZ / + Zub TopKit
			➡	Nutzlast [kg]: 1.800; nicht für Wohnmobile		03.0137-0334.2 650334 03.0520-0728.3 690728	TRW Ø 254 x 57 + HEB TRW Ø 254 x 57 + RZ / + Zub TopKit
2.0 HDI 2.0 i	62 80	08/01→04/02 06/94→04/02	➡	→ 10/01; Nutzlast ab [kg] 1.000 Nutzlast bis [kg] 1.400; nicht für Wohnmobile		03.0137-0333.2 650333 03.0520-0925.3 690925	TRW Ø 254 x 57 + HEB TRW Ø 254 x 57 + RZ / + Zub TopKit
			➡	→ 10/01; Nutzlast [kg]: 1.800; nicht für Wohnmobile		03.0137-0334.2 650334 03.0520-0728.3 690728	TRW Ø 254 x 57 + HEB TRW Ø 254 x 57 + RZ / + Zub TopKit
			➡	11/01→ 03/02; Nutzlast ab [kg] 1.000 Nutzlast bis [kg] 1.400; nicht für Wohnmobile		03.0137-0432.2 650432 03.0520-0326.3 690326	AP Ø 254 x 57 + HEB AP Ø 254 x 57 + RZ / + Zub TopKit
2.5 D 2.5 D 4x4	63 63	03/94→04/02 07/99→04/02	➡	→ 10/01; Nutzlast [kg]: 1.400; nicht für Wohnmobile		03.0137-0333.2 650333 03.0520-0925.3 690925	TRW Ø 254 x 57 + HEB TRW Ø 254 x 57 + RZ / + Zub TopKit
			➡	→ 10/01; Nutzlast [kg]: 1.800; nicht für Wohnmobile		03.0137-0334.2 650334 03.0520-0728.3 690728	TRW Ø 254 x 57 + HEB TRW Ø 254 x 57 + RZ / + Zub TopKit
			➡	11/01→ 03/02; Nutzlast [kg]: 1.400; nicht für Wohnmobile		03.0137-0432.2 650432 03.0520-0326.3 690326	AP Ø 254 x 57 + HEB AP Ø 254 x 57 + RZ / + Zub TopKit
2.5 DT	62	10/97→11/01	➡	→ 10/01; Nutzlast [kg]: 1.400; nicht für Wohnmobile		03.0137-0333.2 650333 03.0520-0925.3 690925	TRW Ø 254 x 57 + HEB TRW Ø 254 x 57 + RZ / + Zub TopKit
			➡	→ 10/01; Nutzlast [kg]: 1.800; nicht für Wohnmobile		03.0137-0334.2 650334 03.0520-0728.3 690728	TRW Ø 254 x 57 + HEB TRW Ø 254 x 57 + RZ / + Zub TopKit
			➡	11/01→; Nutzlast [kg]: 1.400; nicht für Wohnmobile		03.0137-0432.2 650432 03.0520-0326.3 690326	AP Ø 254 x 57 + HEB AP Ø 254 x 57 + RZ / + Zub TopKit
2.5 TD 2.5 TDI 2.5 TDI 4x4 2.8 HDI 2.8 HDi 4x4	76 79 79 94 94	03/94→04/02 01/97→04/02 07/99→04/02 11/00→04/02 10/00→04/02	➡	→ 10/01; Nutzlast [kg]: 1.400; nicht für Wohnmobile		03.0137-0333.2 650333 03.0520-0226.3 690226	TRW Ø 254 x 57 + HEB TRW Ø 254 x 57 + RZ / + Zub TopKit
			➡	→ 10/01; Nutzlast [kg]: 1.800; nicht für Wohnmobile		03.0137-0334.2 650334 03.0520-0728.3 690728	TRW Ø 254 x 57 + HEB TRW Ø 254 x 57 + RZ / + Zub TopKit
			➡	11/01→ 03/02; Nutzlast [kg]: 1.400; nicht für Wohnmobile		03.0137-0432.2 650432 03.0520-0326.3 690326	AP Ø 254 x 57 + HEB AP Ø 254 x 57 + RZ / + Zub TopKit
2.8 D	64	01/99→02/02	➡	→ S 16206253; Nutzlast [kg]: 1.400; nicht für Wohnmobile		03.0137-0333.2 650333 03.0520-0226.3 690226 03.0520-0925.3 690925	TRW Ø 254 x 57 + HEB TRW Ø 254 x 57 + RZ / + Zub TopKit TRW Ø 254 x 57 + RZ / + Zub TopKit
			➡	→ S 16209999; Nutzlast [kg]: 1.800; nicht für Wohnmobile		03.0137-0334.2 650334 03.0520-0728.3 690728	TRW Ø 254 x 57 + HEB TRW Ø 254 x 57 + RZ / + Zub TopKit
			➡	S 16204256→; Nutzlast [kg]: 1.400; nicht für Wohnmobile		03.0137-0432.2 650432 03.0520-0326.3 690326	AP Ø 254 x 57 + HEB AP Ø 254 x 57 + RZ / + Zub TopKit
2.8 HDi 4x4 →	93	10/00→11/01	➡	→ 10/01; Nutzlast [kg]: 1.400; nicht für Wohnmobile		03.0137-0333.2 650333	TRW Ø 254 x 57 + HEB








	kw			 	! #		
PEUGEOT - BOXER Kasten (230L) 03/94→08/05							
Bremsbackensatz							
2.8 HDi 4x4	93	10/00→11/01	➡	→ 10/01; Nutzlast [kg]: 1.400; nicht für Wohnmobile		03.0520-0226.3 690226	TRW Ø 254 x 57 + RZ / + Zub TopKit
			➡	→ 10/01; Nutzlast [kg]: 1.800; nicht für Wohnmobile		03.0137-0334.2 650334 03.0520-0728.3 690728	TRW Ø 254 x 57 + HEB TRW Ø 254 x 57 + RZ / + Zub TopKit
			➡	11/01→; Nutzlast [kg]: 1.400; nicht für Wohnmobile		03.0137-0432.2 650432 03.0520-0326.3 690326	AP Ø 254 x 57 + HEB AP Ø 254 x 57 + RZ / + Zub TopKit
Seilzug, Feststellbremse							
1.9 D	50 - 51	03/94→04/02		→ S 16158427; Nutzlast [kg]: 1.000; Scheiben/Trommel; 	1	24.3727-0340.2 580340	L= 3.025
				S 16194400→; → 03/02; Nutzlast [kg]: 1.000; Trommelbremse; 	1	24.3727-0343.2 580343	L= 2.827
				S 16158428→ S 16194399; Nutzlast [kg]: 1.000; Scheiben/Trommel; 	1	24.3727-0344.2 580344	L= 2.806
				S 16194400→; → 03/02; Nutzlast [kg]: 1.000; Scheibenbremse; 	1	24.3727-0348.2 580348	L= 2.715
1.9 TD	66 - 68	03/94→04/02		→ S 16158427; Nutzlast ab [kg] 1.000 Nutzlast bis [kg] 1.400; Scheiben/Trommel; 	1	24.3727-0340.2 580340	L= 3.025
				S 16194400→; → 03/02; Nutzlast ab [kg] 1.000 Nutzlast bis [kg] 1.400; Trommelbremse; 	1	24.3727-0343.2 580343	L= 2.827
				S 16158428→ S 16194399; Nutzlast ab [kg] 1.000 Nutzlast bis [kg] 1.400; Scheiben/Trommel; 	1	24.3727-0344.2 580344	L= 2.806
				S 16194400→; → 03/02; Nutzlast ab [kg] 1.000 Nutzlast bis [kg] 1.400; Scheibenbremse; 	1	24.3727-0348.2 580348	L= 2.715
2.0 HDI	62	08/01→04/02		→ 03/02; Nutzlast ab [kg] 1.000 Nutzlast bis [kg] 1.800; Trommelbremse; 	1	24.3727-0343.2 580343	L= 2.827
				→ 03/02; Nutzlast ab [kg] 1.000 Nutzlast bis [kg] 1.800; Scheibenbremse; 	1	24.3727-0348.2 580348	L= 2.715
2.0 i	80	06/94→04/02		→ S 16158427; Nutzlast ab [kg] 1.000 Nutzlast bis [kg] 1.800; Scheiben/Trommel; 	1	24.3727-0340.2 580340	L= 3.025
				S 16194400→; → 03/02; Nutzlast ab [kg] 1.000 Nutzlast bis [kg] 1.800; Trommelbremse; 	1	24.3727-0343.2 580343	L= 2.827
				S 16158428→ S 16194399; Nutzlast ab [kg] 1.000 Nutzlast bis [kg] 1.800; Scheiben/Trommel; 	1	24.3727-0344.2 580344	L= 2.806
				S 16194400→; → 03/02; Nutzlast ab [kg] 1.000 Nutzlast bis [kg] 1.800; Scheibenbremse; 	1	24.3727-0348.2 580348	L= 2.715
2.5 D 2.5 D 4x4 2.5 TD 2.5 TDI 2.8 HDI	63 63 76 79 94	03/94→04/02 07/99→04/02 03/94→04/02 01/97→04/02 11/00→04/02		→ S 16158427; Nutzlast ab [kg] 1.400 Nutzlast bis [kg] 1.800; Scheiben/Trommel; 	1	24.3727-0340.2 580340	L= 3.025
				S 16194400→; → 03/02; Nutzlast ab [kg] 1.400 Nutzlast bis [kg] 1.800; Trommelbremse; 	1	24.3727-0343.2 580343	L= 2.827
				S 16158428→ S 16194399; Nutzlast ab [kg] 1.400 Nutzlast bis [kg] 1.800; Scheiben/Trommel; 	1	24.3727-0344.2 580344	L= 2.806
				S 16194400→; → 03/02; Nutzlast ab [kg] 1.400 Nutzlast bis [kg] 1.800; Scheibenbremse; 	1	24.3727-0348.2 580348	L= 2.715
2.5 DT 2.8 D	62 64	10/97→11/01 01/99→02/02		→ S 16158427; Nutzlast ab [kg] 1.400 Nutzlast bis [kg] 1.800; Scheiben/Trommel; 	1	24.3727-0340.2 580340	L= 3.025
				S 16194400→; Nutzlast ab [kg] 1.400 Nutzlast bis [kg] 1.800; Trommelbremse; 	1	24.3727-0343.2 580343	L= 2.827
				S 16158428→ S 16194399; Nutzlast ab [kg] 1.400 Nutzlast bis [kg] 1.800; Scheiben/Trommel; 	1	24.3727-0344.2 580344	L= 2.806
				S 16194400→; Nutzlast ab [kg] 1.400 Nutzlast bis [kg] 1.800; Scheibenbremse; 	1	24.3727-0348.2 580348	L= 2.715
2.8 HDi	93	10/00→11/01		11/00→; → S 16158427; Nutzlast ab [kg] 1.400 Nutzlast bis [kg] 1.800; Scheiben/Trommel; 	1	24.3727-0340.2 580340	L= 3.025
➔							







	kw					! #		
PEUGEOT - BOXER Kasten (230L) 03/94→08/05								
 Seilzug, Feststellbremse								
2.8 HDi	93	10/00→11/01		S 16194400→; Nutzlast ab [kg] 1.400 Nutzlast bis [kg] 1.800; Trommelbremse; ↓	1	24.3727-0343.2	580343	L= 2.827
				S 16158428→ S 16194399; Nutzlast ab [kg] 1.400 Nutzlast bis [kg] 1.800; Scheiben/Trommel; ↓	1	24.3727-0344.2	580344	L= 2.806
				S 16194400→; Nutzlast ab [kg] 1.400 Nutzlast bis [kg] 1.800; Scheibenbremse; ↓	1	24.3727-0348.2	580348	L= 2.715
PEUGEOT - BOXER Kasten (244) 12/01→								
 Radbremszylinder								
2.0 2.0 HDi 2.2 HDi 2.8 HDi	81 62 74 93 - 107	04/02→ 04/02→ 04/02→ 04/04→	➔	→ 03/06; Nutzlast ab [kg] 1.000 Nutzlast bis [kg] 1.400		24.3226-1702.3	020469	GG
2.0 BiFuel	81	12/01→06/06	➔	04/02→ 03/06; Nutzlast ab [kg] 1.000 Nutzlast bis [kg] 1.400		24.3226-1702.3	020469	GG
2.3 HDi 2.8 HDi 2.8 HDi 4x4	93 90 - 94 94	02/07→ 03/02→ 04/02→	➔	Nutzlast ab [kg] 1.000 Nutzlast bis [kg] 1.400		24.3226-1702.3	020469	GG
Zubehörsatz, Bremsbacken								
2.0 2.0 HDi 2.2 HDi 2.8 HDi	81 62 74 93 - 107	04/02→ 04/02→ 04/02→ 04/04→	➔	→ 03/06; Nutzlast ab [kg] 1.000 Nutzlast bis [kg] 1.400		03.0137-9285.2	669285	AP
2.0 BiFuel	81	12/01→06/06	➔	04/02→ 03/06; Nutzlast ab [kg] 1.000 Nutzlast bis [kg] 1.400		03.0137-9285.2	669285	AP
2.3 HDi 2.8 HDi 2.8 HDi 4x4	93 90 - 94 94	02/07→ 03/02→ 04/02→	➔	Nutzlast ab [kg] 1.000 Nutzlast bis [kg] 1.400		03.0137-9285.2	669285	AP
 Bremstrommel								
2.0 2.0 HDi 2.2 HDi 2.8 HDi	81 62 74 93 - 107	04/02→ 04/02→ 04/02→ 04/04→	➔	→ 03/06; Nutzlast ab [kg] 1.000 Nutzlast bis [kg] 1.400		24.0225-4002.1	480048	Ø 298 x 64,4 / 255,6
2.0 BiFuel	81	12/01→06/06	➔	04/02→ 03/06; Nutzlast ab [kg] 1.000 Nutzlast bis [kg] 1.400		24.0225-4002.1	480048	Ø 298 x 64,4 / 255,6
2.3 HDi 2.8 HDi 2.8 HDi 4x4	93 90 - 94 94	02/07→ 03/02→ 04/02→	➔	Nutzlast ab [kg] 1.000 Nutzlast bis [kg] 1.400		24.0225-4002.1	480048	Ø 298 x 64,4 / 255,6
 Bremsbackensatz								
2.0 2.0 HDi 2.2 HDi 2.8 HDi	81 62 74 93 - 107	04/02→ 04/02→ 04/02→ 04/04→	➔	→ 03/06; Nutzlast ab [kg] 1.000 Nutzlast bis [kg] 1.400; nicht für Wohnmobile		03.0137-0432.2	650432	AP Ø 254 x 57 + HEB
2.0 BiFuel	81	12/01→06/06	➔	04/02→ 03/06; Nutzlast ab [kg] 1.000 Nutzlast bis [kg] 1.400; nicht für Wohnmobile		03.0520-0326.3	690326	AP Ø 254 x 57 + RZ / + Zub TopKit
2.3 HDi 2.8 HDi 2.8 HDi 4x4	93 90 - 94 94	02/07→ 03/02→ 04/02→	➔	Nutzlast ab [kg] 1.000 Nutzlast bis [kg] 1.400; nicht für Wohnmobile		03.0137-0432.2	650432	AP Ø 254 x 57 + HEB
						03.0520-0326.3	690326	AP Ø 254 x 57 + RZ / + Zub TopKit
 Bremsbackensatz, Feststellbremse								
2.0 2.0 HDi 2.2 HDi 2.8 HDi	81 62 74 93 - 107	04/02→ 04/02→ 04/02→ 04/04→	➔	→ 03/06; Nutzlast ab [kg] 1.000 Nutzlast bis [kg] 1.800; mit Verstärkung		03.0137-4002.2	654002	Ø 172 x 42 + Zub
2.0 BiFuel	81	12/01→06/06	➔	04/02→ 03/06; Nutzlast ab [kg] 1.000 Nutzlast bis [kg] 1.800; mit Verstärkung		03.0137-4002.2	654002	Ø 172 x 42 + Zub
2.3 HDi 2.8 HDi 2.8 HDi 4x4 →	93 90 - 94 94	02/07→ 03/02→ 04/02→	➔	Nutzlast ab [kg] 1.000 Nutzlast bis [kg] 1.800; mit Verstärkung		03.0137-4002.2	654002	Ø 172 x 42 + Zub































	kW					! #		
PEUGEOT - BOXER Kasten (244) 12/01 →								
Zubehörsatz, Feststellbremsbacken								
2.0 2.0 HDi 2.2 HDi 2.8 HDi	81 62 74 93 - 107	04/02 → 04/02 → 04/02 → 04/04 →			→ 03/06; Nutzlast ab [kg] 1.000 Nutzlast bis [kg] 1.800		03.0137-9705.2 669705 03.0137-9706.2 669706	
2.0 BiFuel	81	12/01 → 06/06			04/02 → 03/06; Nutzlast ab [kg] 1.000 Nutzlast bis [kg] 1.800		03.0137-9705.2 669705 03.0137-9706.2 669706	
2.3 HDi 2.8 HDi 2.8 HDi 4x4	93 90 - 94 94	02/07 → 03/02 → 04/02 →			Nutzlast ab [kg] 1.000 Nutzlast bis [kg] 1.800		03.0137-9705.2 669705 03.0137-9706.2 669706	
 Seilzug, Feststellbremse								
2.0 2.0 HDi 2.2 HDi 2.8 HDi	81 62 74 93 - 107	04/02 → 04/02 → 04/02 → 04/04 →			→ 03/06; Nutzlast ab [kg] 1.000 Nutzlast bis [kg] 1.800; Trommelbremse; 	1	24.3727-0300.2 580300	L= 1.078
					→ S 17103012; Nutzlast ab [kg] 1.000 Nutzlast bis [kg] 1.800; Scheibenbremse; 	1	24.3727-0300.2 580300	L= 1.078
					S 17103013 →; → 03/06; für Linksenker; Nutzlast ab [kg] 1.000 Nutzlast bis [kg] 1.800; Scheibenbremse; 	1	24.3727-0300.2 580300	L= 1.078
					→ 03/06; Nutzlast ab [kg] 1.000 Nutzlast bis [kg] 1.800; Trommelbremse; 	1	24.3727-0343.2 580343	L= 2.827
					→ S 17103012; Nutzlast ab [kg] 1.000 Nutzlast bis [kg] 1.800; Scheibenbremse; 	1	24.3727-0348.2 580348	L= 2.715
2.3 HDi 2.8 HDi	93 90 - 94	02/07 → 03/02 →			Nutzlast ab [kg] 1.000 Nutzlast bis [kg] 1.800; Trommelbremse; 	1	24.3727-0300.2 580300	L= 1.078
					→ S 17103012; Nutzlast ab [kg] 1.000 Nutzlast bis [kg] 1.800; Scheibenbremse; 	1	24.3727-0300.2 580300	L= 1.078
					S 17103013 →; für Linksenker; Nutzlast ab [kg] 1.000 Nutzlast bis [kg] 1.800; Scheibenbremse; 	1	24.3727-0300.2 580300	L= 1.078
					Nutzlast ab [kg] 1.000 Nutzlast bis [kg] 1.800; Trommelbremse; 	1	24.3727-0343.2 580343	L= 2.827
					→ S 17103012; Nutzlast ab [kg] 1.000 Nutzlast bis [kg] 1.800; Scheibenbremse; 	1	24.3727-0348.2 580348	L= 2.715
2.8 HDi 4x4	94	04/02 →			→ S 17103012; Nutzlast ab [kg] 1.000 Nutzlast bis [kg] 1.800; Scheibenbremse; 	1	24.3727-0348.2 580348	L= 2.715
					S 17103013 →; Nutzlast ab [kg] 1.000 Nutzlast bis [kg] 1.800; Scheibenbremse; 	1	24.3727-0562.2 580562	L= 1.059
					→ S 17103012; Nutzlast ab [kg] 1.000 Nutzlast bis [kg] 1.800; Scheibenbremse; 	1	24.3727-0562.2 580562	L= 1.059
PEUGEOT - BOXER Pritsche/Fahrgestell 04/06 →								
 Bremsbackensatz, Feststellbremse								
2.0 BlueHDi 110 2.0 BlueHDi 130 2.0 BlueHDi 160 2.2 BlueHDi 120 2.2 BlueHDi 140 2.2 BlueHDi 165 2.2 HDi 100 2.2 HDi 110 2.2 HDi 120 2.2 HDi 130 2.2 HDi 150 3.0 HDi 3.0 HDi 145 3.0 HDi 160 3.0 HDi 175	81 96 120 88 103 121 74 81 88 96 110 115 107 116 130	07/15 → 09/19 07/15 → 09/19 07/15 → 09/19 08/19 → 08/19 → 08/19 → 04/06 → 03/11 → 04/06 → 03/11 → 03/11 → 04/06 → 04/10 → 04/06 → 03/11 →					03.0137-4004.2 654004	Ø 172 x 42 + Zub
Zubehörsatz, Feststellbremsbacken								
2.0 BlueHDi 110 2.0 BlueHDi 130 2.0 BlueHDi 160 2.2 BlueHDi 120 2.2 BlueHDi 140 2.2 BlueHDi 165 2.2 HDi 100 2.2 HDi 110 2.2 HDi 120	81 96 120 88 103 121 74 81 88	07/15 → 09/19 07/15 → 09/19 07/15 → 09/19 08/19 → 08/19 → 08/19 → 04/06 → 03/11 → 04/06 →					03.0137-9705.2 669705 03.0137-9707.2 669707	




















	kw					! #		
PEUGEOT - BOXER Pritsche/Fahrgestell 04/06→								
Zubehörsatz, Feststellbremsbacken								
2.2 HDi 130	96	03/11→	➔				03.0137-9705.2 669705	
2.2 HDi 150	110	03/11→					03.0137-9707.2 669707	
3.0 HDi	115	04/06→						
3.0 HDi 145	107	04/10→						
3.0 HDi 160	116	04/06→						
3.0 HDi 175	130	03/11→						
PEUGEOT - BOXER Pritsche/Fahrgestell (244) 12/01→								
 Radbremszylinder								
2.0 BiFuel	81	12/01→06/06	➔	04/02→ 03/06; Nutzlast ab [kg] 1.000 Nutzlast bis [kg] 1.400			24.3226-1702.3 020469	GG
2.0 HDi	62	04/02→	➔	→ 03/06; Nutzlast ab [kg] 1.000 Nutzlast bis [kg] 1.400			24.3226-1702.3 020469	GG
2.2 HDi	74	04/02→						
2.8 HDi	94 - 107	04/02→						
2.8 HDi 4x4	94	04/02→						
Zubehörsatz, Bremsbacken								
2.0 BiFuel	81	12/01→06/06	➔	04/02→ 03/06; Nutzlast ab [kg] 1.000 Nutzlast bis [kg] 1.400			03.0137-9285.2 669285	AP
2.0 HDi	62	04/02→	➔	→ 03/06; Nutzlast ab [kg] 1.000 Nutzlast bis [kg] 1.400			03.0137-9285.2 669285	AP
2.2 HDi	74	04/02→						
2.8 HDi	94 - 107	04/02→						
2.8 HDi 4x4	94	04/02→						
 Bremstrommel								
2.0 BiFuel	81	12/01→06/06	➔	04/02→ 03/06; Nutzlast ab [kg] 1.000 Nutzlast bis [kg] 1.400			24.0225-4002.1 480048	Ø 298 x 64,4 / 255,6
2.0 HDi	62	04/02→	➔	→ 03/06; Nutzlast ab [kg] 1.000 Nutzlast bis [kg] 1.400			24.0225-4002.1 480048	Ø 298 x 64,4 / 255,6
2.2 HDi	74	04/02→						
2.8 HDi	94 - 107	04/02→						
2.8 HDi 4x4	94	04/02→						
 Bremsbackensatz								
2.0 BiFuel	81	12/01→06/06	➔	04/02→ 03/06; Nutzlast ab [kg] 1.000 Nutzlast bis [kg] 1.400; nicht für Wohnmobile			03.0137-0432.2 650432 03.0520-0326.3 690326	AP Ø 254 x 57 + HEB AP Ø 254 x 57 + RZ / + Zub TopKit
2.0 HDi	62	04/02→	➔	→ 03/06; Nutzlast ab [kg] 1.000 Nutzlast bis [kg] 1.400; nicht für Wohnmobile			03.0137-0432.2 650432 03.0520-0326.3 690326	AP Ø 254 x 57 + HEB AP Ø 254 x 57 + RZ / + Zub TopKit
2.2 HDi	74	04/02→						
2.8 HDi	94 - 107	04/02→						
2.8 HDi 4x4	94	04/02→						
 Bremsbackensatz, Feststellbremse								
2.0 BiFuel	81	12/01→06/06	➔	04/02→ 03/06; Nutzlast ab [kg] 1.000 Nutzlast bis [kg] 1.800; mit Verstärkung			03.0137-4002.2 654002	Ø 172 x 42 + Zub
2.0 HDi	62	04/02→	➔	→ 03/06; Nutzlast ab [kg] 1.000 Nutzlast bis [kg] 1.800; mit Verstärkung			03.0137-4002.2 654002	Ø 172 x 42 + Zub
2.2 HDi	74	04/02→						
2.8 HDi	94 - 107	04/02→						
2.8 HDi 4x4	94	04/02→						
Zubehörsatz, Feststellbremsbacken								
2.0 BiFuel	81	12/01→06/06		04/02→ 03/06; Nutzlast ab [kg] 1.000 Nutzlast bis [kg] 1.800			03.0137-9705.2 669705 03.0137-9706.2 669706	
2.0 HDi	62	04/02→		→ 03/06; Nutzlast ab [kg] 1.000 Nutzlast bis [kg] 1.800			03.0137-9705.2 669705 03.0137-9706.2 669706	
2.2 HDi	74	04/02→						
2.8 HDi	94 - 107	04/02→						
2.8 HDi 4x4	94	04/02→						
 Seilzug, Feststellbremse								
2.0 HDi	62	04/02→		→ 03/06; Nutzlast ab [kg] 1.000 Nutzlast bis [kg] 1.800; Trommelbremse; 	1	24.3727-0300.2 580300		L= 1.078
2.2 HDi	74	04/02→		→ S 17103012; Nutzlast ab [kg] 1.000 Nutzlast bis [kg] 1.800; Scheibenbremse; 	1	24.3727-0300.2 580300		L= 1.078
2.8 HDi	94 - 107	04/02→		S 17103013→; → 03/06; für Linkslenker; Nutzlast ab [kg] 1.000 Nutzlast bis [kg] 1.800; Scheibenbremse; 	1	24.3727-0300.2 580300		L= 1.078
				→ 03/06; Nutzlast ab [kg] 1.000 Nutzlast bis [kg] 1.800; Trommelbremse; 	1	24.3727-0343.2 580343		L= 2.827
➔								

	kW					! #		
PEUGEOT - BOXER Pritsche/Fahrgestell (244) 12/01→								
 Seilzug, Feststellbremse								
2.0 HDi 2.2 HDi 2.8 HDi	62 74 94 - 107	04/02→ 04/02→ 04/02→			→ S 17103012; Nutzlast ab [kg] 1.000 Nutzlast bis [kg] 1.800; Scheibenbremse; ↓	1	24.3727-0348.2 580348	L= 2.715
2.8 HDi 4x4	94	04/02→			→ S 17103012; Nutzlast ab [kg] 1.000 Nutzlast bis [kg] 1.800; Scheibenbremse; ↓	1	24.3727-0348.2 580348	L= 2.715
					S 17103013→; → 03/06; Nutzlast ab [kg] 1.000 Nutzlast bis [kg] 1.800; Scheibenbremse; ↑	1	24.3727-0562.2 580562	L= 1.059
					→ S 17103012; Nutzlast ab [kg] 1.000 Nutzlast bis [kg] 1.800; Scheibenbremse; ↑	1	24.3727-0562.2 580562	L= 1.059
PEUGEOT - BOXER Pritsche/Fahrgestell (ZCT_) 03/94→04/02								
 Radbremszylinder								
1.9 D	51	03/94→04/02	➡		→ S 16206253; Nutzlast ab [kg] 1.000 Nutzlast bis [kg] 1.400		24.3225-1701.3 020399	GG
			➡		S 16204256→; Nutzlast ab [kg] 1.000 Nutzlast bis [kg] 1.400		24.3226-1702.3 020469	GG
1.9 TD	66	06/94→04/02	➡		12/98→ 10/01; Nutzlast ab [kg] 1.000 Nutzlast bis [kg] 1.400		24.3225-1701.3 020399	GG
			➡		11/01→ 03/02; Nutzlast ab [kg] 1.000 Nutzlast bis [kg] 1.400		24.3226-1702.3 020469	GG
1.9 TD	68	07/94→04/02	➡		07/96→ 10/01; Nutzlast ab [kg] 1.000 Nutzlast bis [kg] 1.400		24.3225-1701.3 020399	GG
			➡		11/01→ 03/02; Nutzlast ab [kg] 1.000 Nutzlast bis [kg] 1.400		24.3226-1702.3 020469	GG
2.0	81	12/01→04/02	➡		→ 03/02; Nutzlast ab [kg] 1.000 Nutzlast bis [kg] 1.400		24.3226-1702.3 020469	GG
2.0 i	80	06/94→04/02	➡		→ 10/01; Nutzlast ab [kg] 1.000 Nutzlast bis [kg] 1.400		24.3225-1701.3 020399	GG
			➡		11/01→ 03/02; Nutzlast ab [kg] 1.000 Nutzlast bis [kg] 1.400		24.3226-1702.3 020469	GG
			➡		→ 10/01; Nutzlast [kg]: 1.800		24.3228-1701.3 020401	GG
2.5 D 2.5 D 4x4	63 63	03/94→04/02 07/99→04/02	➡		→ 10/01; Nutzlast [kg]: 1.400		24.3225-1701.3 020399	GG
			➡		11/01→ 03/02; Nutzlast [kg]: 1.400		24.3226-1702.3 020469	GG
			➡		→ 10/01; Nutzlast [kg]: 1.800		24.3228-1701.3 020401	GG
2.5 TD 2.5 TDI 2.5 TDI 4x4 2.8 HDi	76 79 79 94	03/94→04/02 01/97→04/02 07/99→04/02 11/00→04/02	➡		→ 10/01; Nutzlast [kg]: 1.400		24.3226-1702.3 020469	GG
			➡		11/01→ 03/02; Nutzlast [kg]: 1.400		24.3226-1702.3 020469	GG
			➡		→ 10/01; Nutzlast [kg]: 1.800		24.3228-1701.3 020401	GG
2.8 D	64	01/99→02/02	➡		→ S 16206253; Nutzlast [kg]: 1.400		24.3225-1701.3 020399	GG
			➡		S 16204256→; Nutzlast [kg]: 1.400		24.3226-1702.3 020469	GG
			➡		→ S 16209999; Nutzlast [kg]: 1.800		24.3228-1701.3 020401	GG
2.8 HDi All-wheel Drive	93	10/00→11/01	➡		→ 10/01; Nutzlast [kg]: 1.400		24.3226-1702.3 020469	GG
			➡		11/01→; Nutzlast [kg]: 1.400		24.3226-1702.3 020469	GG
			➡		→ 10/01; Nutzlast [kg]: 1.800		24.3228-1701.3 020401	GG
Zubehörsatz, Bremsbacken								
1.9 D	51	03/94→04/02	➡		→ S 16206253; Nutzlast ab [kg] 1.000 Nutzlast bis [kg] 1.400		03.0137-9219.2 669219	TRW
			➡		S 16204256→; Nutzlast ab [kg] 1.000 Nutzlast bis [kg] 1.400; nicht für Wohnmobile		03.0137-9285.2 669285	AP
1.9 TD	66	06/94→04/02	➡		12/98→ 10/01; Nutzlast ab [kg] 1.000 Nutzlast bis [kg] 1.400		03.0137-9219.2 669219	TRW
			➡		11/01→ 03/02; Nutzlast ab [kg] 1.000 Nutzlast bis [kg] 1.400; nicht für Wohnmobile		03.0137-9285.2 669285	AP
1.9 TD	68	07/94→04/02	➡		07/96→ 10/01; Nutzlast ab [kg] 1.000 Nutzlast bis [kg] 1.400		03.0137-9219.2 669219	TRW
			➡		11/01→ 03/02; Nutzlast ab [kg] 1.000 Nutzlast bis [kg] 1.400; nicht für Wohnmobile		03.0137-9285.2 669285	AP
2.0	81	12/01→04/02	➡		→ 03/02; Nutzlast ab [kg] 1.000 Nutzlast bis [kg] 1.400; nicht für Wohnmobile		03.0137-9285.2 669285	AP
2.0 i →	80	06/94→04/02	➡		→ 10/01; Nutzlast [kg]: 1.800		03.0137-9219.2 669219	TRW























	kw					! #		
PEUGEOT - BOXER Pritsche/Fahrgestell (ZCT_) 03/94 → 04/02								
Zubehörsatz, Bremsbacken								
2.0 i	80	06/94 → 04/02	➡	→ 10/01; Nutzlast ab [kg] 1.000 Nutzlast bis [kg] 1.400		03.0137-9219.2	669219	TRW
			➡	11/01 → 03/02; Nutzlast ab [kg] 1.000 Nutzlast bis [kg] 1.400; nicht für Wohnmobile		03.0137-9285.2	669285	AP
2.5 D	63	03/94 → 04/02	➡	→ 10/01; Nutzlast [kg]: 1.800		03.0137-9219.2	669219	TRW
2.5 D 4x4	63	07/99 → 04/02	➡	→ 10/01; Nutzlast [kg]: 1.400		03.0137-9219.2	669219	TRW
2.5 TD	76	03/94 → 04/02	➡	→ 10/01; Nutzlast [kg]: 1.400		03.0137-9219.2	669219	TRW
2.5 TDI	79	01/97 → 04/02	➡	11/01 → 03/02; Nutzlast [kg]: 1.400; nicht für Wohnmobile		03.0137-9285.2	669285	AP
2.5 TDI 4x4	79	07/99 → 04/02	➡	11/01 → 03/02; Nutzlast [kg]: 1.400; nicht für Wohnmobile		03.0137-9285.2	669285	AP
2.8 HDI	94	11/00 → 04/02	➡	11/01 → 03/02; Nutzlast [kg]: 1.400; nicht für Wohnmobile		03.0137-9285.2	669285	AP
2.8 D	64	01/99 → 02/02	➡	→ S 16209999; Nutzlast [kg]: 1.800		03.0137-9219.2	669219	TRW
			➡	→ S 16206253; Nutzlast [kg]: 1.400		03.0137-9219.2	669219	TRW
			➡	S 16204256 →; Nutzlast [kg]: 1.400; nicht für Wohnmobile		03.0137-9285.2	669285	AP
2.8 HDi All-wheel Drive	93	10/00 → 11/01	➡	→ 10/01; Nutzlast [kg]: 1.800		03.0137-9219.2	669219	TRW
			➡	→ 10/01; Nutzlast [kg]: 1.400		03.0137-9219.2	669219	TRW
			➡	11/01 →; Nutzlast [kg]: 1.400; nicht für Wohnmobile		03.0137-9285.2	669285	AP
Bremstrommel								
1.9 D	51	03/94 → 04/02	➡	Nutzlast ab [kg] 1.000 Nutzlast bis [kg] 1.400		24.0225-4002.1	480048	Ø 298 x 64,4 / 255,6
1.9 TD	66	06/94 → 04/02	➡	12/98 → 03/02; Nutzlast ab [kg] 1.000 Nutzlast bis [kg] 1.400		24.0225-4002.1	480048	Ø 298 x 64,4 / 255,6
1.9 TD	68	07/94 → 04/02	➡	07/96 → 03/02; Nutzlast ab [kg] 1.000 Nutzlast bis [kg] 1.400		24.0225-4002.1	480048	Ø 298 x 64,4 / 255,6
2.0	81	12/01 → 04/02	➡	→ 03/02; Nutzlast ab [kg] 1.000 Nutzlast bis [kg] 1.400		24.0225-4002.1	480048	Ø 298 x 64,4 / 255,6
2.0 i	80	06/94 → 04/02	➡	→ 03/02; Nutzlast ab [kg] 1.000 Nutzlast bis [kg] 1.400		24.0225-4002.1	480048	Ø 298 x 64,4 / 255,6
			➡	→ 10/01; Nutzlast [kg]: 1.800		24.0225-4005.1	480070	Ø 298 x 64,5 / 255,6
2.5 D	63	03/94 → 04/02	➡	→ 03/02; Nutzlast [kg]: 1.400		24.0225-4002.1	480048	Ø 298 x 64,4 / 255,6
2.5 D 4x4	63	07/99 → 04/02	➡	→ 10/01; Nutzlast [kg]: 1.800		24.0225-4005.1	480070	Ø 298 x 64,5 / 255,6
2.5 TD	76	03/94 → 04/02	➡	→ 10/01; Nutzlast [kg]: 1.800		24.0225-4005.1	480070	Ø 298 x 64,5 / 255,6
2.5 TDI	79	01/97 → 04/02	➡	→ 10/01; Nutzlast [kg]: 1.800		24.0225-4005.1	480070	Ø 298 x 64,5 / 255,6
2.5 TDI 4x4	79	07/99 → 04/02	➡	→ 10/01; Nutzlast [kg]: 1.800		24.0225-4005.1	480070	Ø 298 x 64,5 / 255,6
2.8 HDI	94	11/00 → 04/02	➡	→ 10/01; Nutzlast [kg]: 1.800		24.0225-4005.1	480070	Ø 298 x 64,5 / 255,6
2.8 D	64	01/99 → 02/02	➡	Nutzlast [kg]: 1.400		24.0225-4002.1	480048	Ø 298 x 64,4 / 255,6
			➡	→ S 16209999; Nutzlast [kg]: 1.800		24.0225-4005.1	480070	Ø 298 x 64,5 / 255,6
2.8 HDi All-wheel Drive	93	10/00 → 11/01	➡	Nutzlast [kg]: 1.400		24.0225-4002.1	480048	Ø 298 x 64,4 / 255,6
			➡			24.0225-4005.1	480070	Ø 298 x 64,5 / 255,6
Bremsbackensatz								
1.9 D	51	03/94 → 04/02	➡	→ S 16206253; Nutzlast ab [kg] 1.000 Nutzlast bis [kg] 1.400; nicht für Wohnmobile		03.0137-0333.2	650333	TRW Ø 254 x 57 + HEB
			➡			03.0520-0226.3	690226	TRW Ø 254 x 57 + RZ / + Zub TopKit
			➡			03.0520-0925.3	690925	TRW Ø 254 x 57 + RZ / + Zub TopKit
			➡	S 16204256 →; Nutzlast ab [kg] 1.000 Nutzlast bis [kg] 1.400; nicht für Wohnmobile		03.0137-0432.2	650432	AP Ø 254 x 57 + HEB
			➡			03.0520-0326.3	690326	AP Ø 254 x 57 + RZ / + Zub TopKit
1.9 TD	66	06/94 → 04/02	➡	12/98 → 10/01; Nutzlast ab [kg] 1.000 Nutzlast bis [kg] 1.400; nicht für Wohnmobile		03.0137-0333.2	650333	TRW Ø 254 x 57 + HEB
			➡			03.0520-0925.3	690925	TRW Ø 254 x 57 + RZ / + Zub TopKit
			➡	11/01 → 03/02; Nutzlast ab [kg] 1.000 Nutzlast bis [kg] 1.400; nicht für Wohnmobile		03.0137-0432.2	650432	AP Ø 254 x 57 + HEB
			➡			03.0520-0326.3	690326	AP Ø 254 x 57 + RZ / + Zub TopKit
1.9 TD	68	07/94 → 04/02	➡	07/96 → 10/01; Nutzlast ab [kg] 1.000 Nutzlast bis [kg] 1.400; nicht für Wohnmobile		03.0137-0333.2	650333	TRW Ø 254 x 57 + HEB
			➡			03.0520-0925.3	690925	TRW Ø 254 x 57 + RZ / + Zub TopKit
			➡	11/01 → 03/02; Nutzlast ab [kg] 1.000 Nutzlast bis [kg] 1.400; nicht für Wohnmobile		03.0137-0432.2	650432	AP Ø 254 x 57 + HEB
			➡			03.0520-0326.3	690326	AP Ø 254 x 57 + RZ / + Zub TopKit
2.0	81	12/01 → 04/02	➡	→ 03/02; Nutzlast ab [kg] 1.000 Nutzlast bis [kg] 1.400; nicht für Wohnmobile		03.0137-0432.2	650432	AP Ø 254 x 57 + HEB
			➡			03.0520-0326.3	690326	AP Ø 254 x 57 + RZ / + Zub TopKit
2.0 i	80	06/94 → 04/02	➡	→ 10/01; Nutzlast ab [kg] 1.000 Nutzlast bis [kg] 1.400; nicht für Wohnmobile		03.0137-0333.2	650333	TRW Ø 254 x 57 + HEB
→								















	kw				! #			
PEUGEOT - BOXER Pritsche/Fahrgestell (ZCT_) 03/94 → 04/02								
Bremsbackensatz								
2.0 i	80	06/94 → 04/02	➡	→ 10/01; Nutzlast ab [kg] 1.000 Nutzlast bis [kg] 1.400; nicht für Wohnmobile		03.0520-0925.3	690925	TRW Ø 254 x 57 + RZ / + Zub TopKit
			➡	→ 10/01; Nutzlast [kg]: 1.800; nicht für Wohnmobile		03.0137-0334.2	650334	TRW Ø 254 x 57 + HEB
			➡	11/01 → 03/02; Nutzlast ab [kg] 1.000 Nutzlast bis [kg] 1.400; nicht für Wohnmobile		03.0520-0728.3	690728	TRW Ø 254 x 57 + RZ / + Zub TopKit
2.5 D 2.5 D 4x4	63 63	03/94 → 04/02 07/99 → 04/02	➡	→ 10/01; Nutzlast [kg]: 1.400; nicht für Wohnmobile		03.0137-0333.2	650333	TRW Ø 254 x 57 + HEB
			➡	→ 10/01; Nutzlast [kg]: 1.800; nicht für Wohnmobile		03.0520-0925.3	690925	TRW Ø 254 x 57 + RZ / + Zub TopKit
			➡	11/01 → 03/02; Nutzlast [kg]: 1.400; nicht für Wohnmobile		03.0137-0334.2	650334	TRW Ø 254 x 57 + HEB
2.5 TD 2.5 TDI 2.5 TDI 4x4 2.8 HDI	76 79 79 94	03/94 → 04/02 01/97 → 04/02 07/99 → 04/02 11/00 → 04/02	➡	→ 10/01; Nutzlast [kg]: 1.400; nicht für Wohnmobile		03.0520-0728.3	690728	TRW Ø 254 x 57 + RZ / + Zub TopKit
			➡	→ 10/01; Nutzlast [kg]: 1.800; nicht für Wohnmobile		03.0137-0432.2	650432	AP Ø 254 x 57 + HEB
			➡	11/01 → 03/02; Nutzlast [kg]: 1.400; nicht für Wohnmobile		03.0520-0326.3	690326	AP Ø 254 x 57 + RZ / + Zub TopKit
2.8 D	64	01/99 → 02/02	➡	→ S 16206253; Nutzlast [kg]: 1.400; nicht für Wohnmobile		03.0137-0333.2	650333	TRW Ø 254 x 57 + HEB
			➡	→ S 16209999; Nutzlast [kg]: 1.800; nicht für Wohnmobile		03.0520-0226.3	690226	TRW Ø 254 x 57 + RZ / + Zub TopKit
			➡	S 16204256 →; Nutzlast [kg]: 1.400; nicht für Wohnmobile		03.0520-0925.3	690925	TRW Ø 254 x 57 + RZ / + Zub TopKit
2.8 HDi All-wheel Drive	93	10/00 → 11/01	➡	→ 10/01; Nutzlast [kg]: 1.400; nicht für Wohnmobile		03.0137-0334.2	650334	TRW Ø 254 x 57 + HEB
			➡	→ 10/01; Nutzlast [kg]: 1.800; nicht für Wohnmobile		03.0520-0728.3	690728	TRW Ø 254 x 57 + RZ / + Zub TopKit
			➡	11/01 →; Nutzlast [kg]: 1.400; nicht für Wohnmobile		03.0137-0432.2	650432	AP Ø 254 x 57 + HEB
Seilzug, Feststellbremse								
1.9 D	51	03/94 → 04/02	➡	→ S 16158427; Nutzlast ab [kg] 1.000 Nutzlast bis [kg] 1.400; Scheiben/Trommel; ⚠	1	24.3727-0340.2	580340	L= 3.025
			➡	S 16194400 →; Nutzlast ab [kg] 1.000 Nutzlast bis [kg] 1.400; Trommelbremse; ⚠	1	24.3727-0343.2	580343	L= 2.827
			➡	S 16158428 → S 16194399; Nutzlast ab [kg] 1.000 Nutzlast bis [kg] 1.400; Scheiben/Trommel; ⚠	1	24.3727-0344.2	580344	L= 2.806
			➡	S 16194400 →; Nutzlast ab [kg] 1.000 Nutzlast bis [kg] 1.400; Scheibenbremse; ⚠	1	24.3727-0348.2	580348	L= 2.715
1.9 TD	66	06/94 → 04/02	➡	12/98 →; → S 16158427; Nutzlast ab [kg] 1.000 Nutzlast bis [kg] 1.400; Scheiben/Trommel; ⚠	1	24.3727-0340.2	580340	L= 3.025
			➡	S 16194400 →; → 03/02; Nutzlast ab [kg] 1.000 Nutzlast bis [kg] 1.400; Trommelbremse; ⚠	1	24.3727-0343.2	580343	L= 2.827
			➡	S 16158428 → S 16194399; Nutzlast ab [kg] 1.000 Nutzlast bis [kg] 1.400; Scheiben/Trommel; ⚠	1	24.3727-0344.2	580344	L= 2.806
→								












	kw					! #		
PEUGEOT - BOXER Pritsche/Fahrgestell (ZCT_) 03/94 → 04/02								
 Seilzug, Feststellbremse								
1.9 TD	66	06/94 → 04/02		S 16194400 →; → 03/02; Nutzlast ab [kg] 1.000 Nutzlast bis [kg] 1.400; Scheibenbremse; 	1	24.3727-0348.2	580348	L= 2.715
1.9 TD	68	07/94 → 04/02		S 16158427 →; → S 16158427; Nutzlast ab [kg] 1.000 Nutzlast bis [kg] 1.400; Scheiben/Trommel; 	1	24.3727-0340.2	580340	L= 3.025
				S 16194400 →; → 03/02; Nutzlast ab [kg] 1.000 Nutzlast bis [kg] 1.400; Trommelbremse; 	1	24.3727-0343.2	580343	L= 2.827
				S 16158428 → S 16194399; Nutzlast ab [kg] 1.000 Nutzlast bis [kg] 1.400; Scheiben/Trommel; 	1	24.3727-0344.2	580344	L= 2.806
				S 16194400 →; → 03/02; Nutzlast ab [kg] 1.000 Nutzlast bis [kg] 1.400; Scheibenbremse; 	1	24.3727-0348.2	580348	L= 2.715
2.0 2.0 i	81 80	12/01 → 04/02 06/94 → 04/02		→ S 16158427; Nutzlast ab [kg] 1.000 Nutzlast bis [kg] 1.800; Scheiben/Trommel; 	1	24.3727-0340.2	580340	L= 3.025
				S 16194400 →; → 03/02; Nutzlast ab [kg] 1.000 Nutzlast bis [kg] 1.800; Trommelbremse; 	1	24.3727-0343.2	580343	L= 2.827
				S 16158428 → S 16194399; Nutzlast ab [kg] 1.000 Nutzlast bis [kg] 1.800; Scheiben/Trommel; 	1	24.3727-0344.2	580344	L= 2.806
				S 16194400 →; → 03/02; Nutzlast ab [kg] 1.000 Nutzlast bis [kg] 1.800; Scheibenbremse; 	1	24.3727-0348.2	580348	L= 2.715
2.5 D 2.5 TD 2.5 TDI 2.8 HDI	63 76 79 94	03/94 → 04/02 03/94 → 04/02 01/97 → 04/02 11/00 → 04/02		→ S 16158427; Nutzlast ab [kg] 1.400 Nutzlast bis [kg] 1.800; Scheiben/Trommel; 	1	24.3727-0340.2	580340	L= 3.025
				S 16194400 →; → 03/02; Nutzlast ab [kg] 1.400 Nutzlast bis [kg] 1.800; Trommelbremse; 	1	24.3727-0343.2	580343	L= 2.827
				S 16158428 → S 16194399; Nutzlast ab [kg] 1.400 Nutzlast bis [kg] 1.800; Scheiben/Trommel; 	1	24.3727-0344.2	580344	L= 2.806
				S 16194400 →; → 03/02; Nutzlast ab [kg] 1.400 Nutzlast bis [kg] 1.800; Scheibenbremse; 	1	24.3727-0348.2	580348	L= 2.715
2.8 D	64	01/99 → 02/02		→ S 16158427; Nutzlast ab [kg] 1.400 Nutzlast bis [kg] 1.800; Scheiben/Trommel; 	1	24.3727-0340.2	580340	L= 3.025
				S 16194400 →; Nutzlast ab [kg] 1.400 Nutzlast bis [kg] 1.800; Trommelbremse; 	1	24.3727-0343.2	580343	L= 2.827
				S 16158428 → S 16194399; Nutzlast ab [kg] 1.400 Nutzlast bis [kg] 1.800; Scheiben/Trommel; 	1	24.3727-0344.2	580344	L= 2.806
				S 16194400 →; Nutzlast ab [kg] 1.400 Nutzlast bis [kg] 1.800; Scheibenbremse; 	1	24.3727-0348.2	580348	L= 2.715
2.8 HDi	93	10/00 → 11/01		11/00 →; → S 16158427; Nutzlast ab [kg] 1.400 Nutzlast bis [kg] 1.800; Scheiben/Trommel; 	1	24.3727-0340.2	580340	L= 3.025
				S 16194400 →; Nutzlast ab [kg] 1.400 Nutzlast bis [kg] 1.800; Trommelbremse; 	1	24.3727-0343.2	580343	L= 2.827
				S 16158428 → S 16194399; Nutzlast ab [kg] 1.400 Nutzlast bis [kg] 1.800; Scheiben/Trommel; 	1	24.3727-0344.2	580344	L= 2.806
				S 16194400 →; Nutzlast ab [kg] 1.400 Nutzlast bis [kg] 1.800; Scheibenbremse; 	1	24.3727-0348.2	580348	L= 2.715
PEUGEOT - EXPERT (224_) 10/95 → 12/06								
 Radbremszylinder								
1.6 1.8 1.9 D 1.9 TD 2.0 2.0 HDi 2.0 HDI 2.0 HDI 16V	58 74 51 66 100 69 80 80	02/96 → 09/00 10/96 → 09/00 02/96 → 12/06 02/96 → 09/00 07/00 → 12/06 10/00 → 10/06 07/00 → 12/06 07/00 → 12/06	➡			24.3219-1704.3	020374	GG
1.9 TD ➔	68	02/96 → 05/98	➡	04/96 →		24.3219-1704.3	020374	GG








	kw			 	! #		
PEUGEOT - EXPERT (224_) 10/95→12/06							
Zubehörsatz, Bremsbacken							
1.6	58	02/96→09/00	➔			03.0137-9208.2	669208
1.8	74	10/96→09/00					
1.9 D	51	02/96→12/06					
1.9 TD	66	02/96→09/00					
2.0	100	07/00→12/06					
2.0 HDi	69	10/00→10/06					
2.0 HDi	80	07/00→12/06					
2.0 HDi 16V	80	07/00→12/06					
1.9 TD	68	02/96→05/98	➔	04/96→		03.0137-9208.2	669208
 Bremstrommel							
1.6	58	02/96→09/00	➔			24.0225-5003.1	480066 Ø 298 x 67 / 256
1.8	74	10/96→09/00					
1.9 D	51	02/96→12/06					
1.9 TD	66	02/96→09/00					
2.0	100	07/00→12/06					
2.0 HDi	69	10/00→10/06					
2.0 HDi	80	07/00→12/06					
2.0 HDi 16V	80	07/00→12/06					
1.9 TD	68	02/96→05/98	➔	04/96→		24.0225-5003.1	480066 Ø 298 x 67 / 256
 Bremsbackensatz							
1.6	58	02/96→09/00	➔			03.0137-0314.2	650314 Ø 255 x 61
1.8	74	10/96→09/00				03.0520-2619.3	692619 BDX Ø 255 x 61 + RZ / + Zub TopKit
1.9 D	51	02/96→12/06					
1.9 TD	66	02/96→09/00					
2.0	100	07/00→12/06				03.0525-0029.3	EQ0029 BDX Ø 255 x 61 - RZ / + Zub Easy Quick
2.0 HDi	69	10/00→10/06					
2.0 HDi	80	07/00→12/06					
2.0 HDi 16V	80	07/00→12/06					
1.9 TD	68	02/96→05/98	➔	04/96→		03.0137-0314.2	650314 Ø 255 x 61
						03.0520-2619.3	692619 BDX Ø 255 x 61 + RZ / + Zub TopKit
						03.0525-0029.3	EQ0029 BDX Ø 255 x 61 - RZ / + Zub Easy Quick
 Seilzug, Feststellbremse							
1.6	58	02/96→09/00		nicht für verlängerten Radstand; Trommelbremse; 	1	24.3727-0336.2	580336 L= 500
1.8	74	10/96→09/00					
1.9 D	51	02/96→12/06		für verlängerten Radstand; Trommelbremse; 	1	24.3727-0341.2	580341 L= 900
1.9 TD	66	02/96→09/00					
2.0	100	07/00→12/06		für Linkslenker; Trommelbremse; 		24.3727-0531.2	580531 L= 2.286
2.0 HDi	69	10/00→10/06					
2.0 HDi	80	07/00→12/06		Trommelbremse; 		24.3727-0532.2	580532 L= 1.063
2.0 HDi 16V	80	07/00→12/06					
1.9 TD	68	02/96→05/98		04/96→; nicht für verlängerten Radstand; Trommelbremse; 	1	24.3727-0336.2	580336 L= 500
				04/96→; für verlängerten Radstand; Trommelbremse; 	1	24.3727-0341.2	580341 L= 900
				04/96→; für Linkslenker; Trommelbremse; 		24.3727-0531.2	580531 L= 2.286
				04/96→; Trommelbremse; 		24.3727-0532.2	580532 L= 1.063
PEUGEOT - EXPERT Kasten (222) 07/95→03/08							
 Radbremszylinder							
1.6	58	02/96→09/00	➔			24.3219-1704.3	020374 GG
1.8	74	10/96→09/00					
1.9 D	51	02/96→12/98					
1.9 D 70	51	12/98→12/06					
1.9 TD	66	02/96→09/00					
2.0	100	09/02→12/06					
2.0 HDi	69 - 80	07/00→12/06					
1.9 TD	68	02/96→05/98	➔	04/96→		24.3219-1704.3	020374 GG
Zubehörsatz, Bremsbacken							
1.6	58	02/96→09/00	➔			03.0137-9208.2	669208
1.8	74	10/96→09/00					
1.9 D	51	02/96→12/98					
1.9 D 70	51	12/98→12/06					
1.9 TD	66	02/96→09/00					
2.0	100	09/02→12/06					
2.0 HDi	69 - 80	07/00→12/06					
1.9 TD	68	02/96→05/98	➔	04/96→		03.0137-9208.2	669208
➔							






















	kw					! #		
PEUGEOT - EXPERT Kasten (222) 07/95→03/08								
 Bremstrommel								
1.6 1.8 1.9 D 1.9 D 70 1.9 TD 2.0 2.0 HDI	58 74 51 51 66 100 69 - 80	02/96→09/00 10/96→09/00 02/96→12/98 12/98→12/06 02/96→09/00 09/02→12/06 07/00→12/06	➔				24.0225-5003.1 480066	Ø 298 x 67 / 256
1.9 TD	68	02/96→05/98	➔	04/96→			24.0225-5003.1 480066	Ø 298 x 67 / 256
 Bremsbackensatz								
1.6 1.8 1.9 D 1.9 D 70 1.9 TD 2.0 2.0 HDI	58 74 51 51 66 100 69 - 80	02/96→09/00 10/96→09/00 02/96→12/98 12/98→12/06 02/96→09/00 09/02→12/06 07/00→12/06	➔				03.0137-0314.2 650314 03.0520-2619.3 692619 03.0525-0029.3 EQ0029	Ø 255 x 61 BDX Ø 255 x 61 + RZ / + Zub TopKit BDX Ø 255 x 61 - RZ / + Zub Easy Quick
1.9 TD	68	02/96→05/98	➔	04/96→			03.0137-0314.2 650314 03.0520-2619.3 692619 03.0525-0029.3 EQ0029	Ø 255 x 61 BDX Ø 255 x 61 + RZ / + Zub TopKit BDX Ø 255 x 61 - RZ / + Zub Easy Quick
 Seilzug, Feststellbremse								
1.6 1.8 1.9 D 1.9 D 70 1.9 TD 2.0 2.0 HDI	58 74 51 51 66 100 69 - 80	02/96→09/00 10/96→09/00 02/96→12/98 12/98→12/06 02/96→09/00 09/02→12/06 07/00→12/06		nicht für verlängerten Radstand; Trommelbremse; 	1	24.3727-0336.2 580336	L= 500	
1.9 TD	68	02/96→05/98		04/96→; nicht für verlängerten Radstand; Trommelbremse; 	1	24.3727-0336.2 580336	L= 500	
1.6 1.8 1.9 D 1.9 D 70 1.9 TD 2.0 2.0 HDI	58 74 51 51 66 100 69 - 80	02/96→09/00 10/96→09/00 02/96→12/98 12/98→12/06 02/96→09/00 09/02→12/06 07/00→12/06		für verlängerten Radstand; Trommelbremse; 	1	24.3727-0341.2 580341	L= 900	
1.9 TD	68	02/96→05/98		04/96→; für verlängerten Radstand; Trommelbremse; 	1	24.3727-0341.2 580341	L= 900	
1.6 1.8 1.9 D 1.9 D 70 1.9 TD 2.0 2.0 HDI	58 74 51 51 66 100 69 - 80	02/96→09/00 10/96→09/00 02/96→12/98 12/98→12/06 02/96→09/00 09/02→12/06 07/00→12/06		für Linkslenker; Trommelbremse; 		24.3727-0531.2 580531	L= 2.286	
1.9 TD	68	02/96→05/98		04/96→; für Linkslenker; Trommelbremse; 		24.3727-0531.2 580531	L= 2.286	
1.6 1.8 1.9 D 1.9 D 70 1.9 TD 2.0 2.0 HDI	58 74 51 51 66 100 69 - 80	02/96→09/00 10/96→09/00 02/96→12/98 12/98→12/06 02/96→09/00 09/02→12/06 07/00→12/06		Trommelbremse; 		24.3727-0532.2 580532	L= 1.063	
1.9 TD	68	02/96→05/98		04/96→; Trommelbremse; 		24.3727-0532.2 580532	L= 1.063	
PEUGEOT - EXPERT Kasten (VF3A_, VF3U_, VF3X_) 01/07→								
 Radbremszylinder								
1.6 HDi 90 16V 1.6 HDi 90 8V	66 66	01/07→ 01/07→	➔			24.3222-1726.3 020518	TRW ALU	
Zubehörsatz, Bremsbacken								
1.6 HDi 90 16V 1.6 HDi 90 8V	66 66	01/07→ 01/07→	➔			03.0137-9219.2 669219	TRW	
 Bremsbackensatz								
1.6 HDi 90 16V 1.6 HDi 90 8V	66 66	01/07→ 01/07→	➔	nicht für Wohnmobile		03.0137-0334.2 650334 03.0520-7122.3 697122	TRW Ø 254 x 57 + HEB TRW Ø 254 x 57 + RZ / + Zub TopKit	
PEUGEOT - EXPERT Pritsche/Fahrgestell 01/07→								
 Radbremszylinder								
1.6 HDi 90 16V 1.6 HDi 90 8V	66 66	01/07→ 01/07→	➔			24.3222-1726.3 020518	TRW ALU	
Zubehörsatz, Bremsbacken								
1.6 HDi 90 16V 1.6 HDi 90 8V	66 66	01/07→ 01/07→	➔			03.0137-9219.2 669219	TRW	
 Bremsbackensatz								
1.6 HDi 90 16V 1.6 HDi 90 8V	66 66	01/07→ 01/07→	➔	nicht für Wohnmobile		03.0137-0334.2 650334 03.0520-7122.3 697122	TRW Ø 254 x 57 + HEB TRW Ø 254 x 57 + RZ / + Zub TopKit	












	kW					! #		
PEUGEOT - EXPERT Pritsche/Fahrgestell (223) 12/95→12/06								
 Radbremszylinder								
1.6	58	02/96→09/00	➔				24.3219-1704.3	020374 GG
1.9 D	51	02/96→09/01						
1.9 TD	66	02/96→09/00						
2.0 HDi	69 - 80	10/00→10/06						
2.0 HDi	80	10/00→10/06						
1.9 TD	68	02/96→05/98	➔	04/96→			24.3219-1704.3	020374 GG
Zubehörsatz, Bremsbacken								
1.6	58	02/96→09/00	➔				03.0137-9208.2	669208
1.9 D	51	02/96→09/01						
1.9 TD	66	02/96→09/00						
2.0 HDi	69 - 80	10/00→10/06						
2.0 HDi	80	10/00→10/06						
1.9 TD	68	02/96→05/98	➔	04/96→			03.0137-9208.2	669208
 Bremstrommel								
1.6	58	02/96→09/00	➔				24.0225-5003.1	480066 Ø 298 x 67 / 256
1.9 D	51	02/96→09/01						
1.9 TD	66	02/96→09/00						
2.0 HDi	69 - 80	10/00→10/06						
2.0 HDi	80	10/00→10/06						
1.9 TD	68	02/96→05/98	➔	04/96→			24.0225-5003.1	480066 Ø 298 x 67 / 256
 Bremsbackensatz								
1.6	58	02/96→09/00	➔				03.0137-0314.2	650314 Ø 255 x 61
1.9 D	51	02/96→09/01					03.0520-2619.3	692619 BDx Ø 255 x 61 + RZ / + Zub TopKit
1.9 TD	66	02/96→09/00						
2.0 HDi	69 - 80	10/00→10/06					03.0525-0029.3	EQ0029 BDx Ø 255 x 61 - RZ / + Zub Easy Quick
2.0 HDi	80	10/00→10/06						
1.9 TD	68	02/96→05/98	➔	04/96→			03.0137-0314.2	650314 Ø 255 x 61
							03.0520-2619.3	692619 BDx Ø 255 x 61 + RZ / + Zub TopKit
							03.0525-0029.3	EQ0029 BDx Ø 255 x 61 - RZ / + Zub Easy Quick
 Seilzug, Feststellbremse								
1.6	58	02/96→09/00		nicht für verlängerten Radstand; Trommelbremse; ⬆	1	24.3727-0336.2	580336	L= 500
1.9 D	51	02/96→09/01						
1.9 TD	66	02/96→09/00		für verlängerten Radstand; Trommelbremse; ⬆	1	24.3727-0341.2	580341	L= 900
2.0 HDi	69 - 80	10/00→10/06						
2.0 HDi	80	10/00→10/06		für Linkslenker; Trommelbremse; ⬇		24.3727-0531.2	580531	L= 2.286
				Trommelbremse; ⬇		24.3727-0532.2	580532	L= 1.063
1.9 TD	68	02/96→05/98		04/96→; nicht für verlängerten Radstand; Trommelbremse; ⬆	1	24.3727-0336.2	580336	L= 500
				04/96→; für verlängerten Radstand; Trommelbremse; ⬆	1	24.3727-0341.2	580341	L= 900
				04/96→; für Linkslenker; Trommelbremse; ⬇		24.3727-0531.2	580531	L= 2.286
				04/96→; Trommelbremse; ⬇		24.3727-0532.2	580532	L= 1.063
PEUGEOT - EXPERT TEPEE (VF3X_) 01/07→								
 Radbremszylinder								
1.6 HDi 90 16V	66	01/07→03/16	➔				24.3222-1726.3	020518 TRW ALU
1.6 HDi 90 8V	66	01/07→03/16						
Zubehörsatz, Bremsbacken								
1.6 HDi 90 16V	66	01/07→03/16	➔				03.0137-9219.2	669219 TRW
1.6 HDi 90 8V	66	01/07→03/16						
 Bremsbackensatz								
1.6 HDi 90 16V	66	01/07→03/16	➔	nicht für Wohnmobile			03.0137-0334.2	650334 TRW Ø 254 x 57 + HEB
1.6 HDi 90 8V	66	01/07→03/16					03.0520-7122.3	697122 TRW Ø 254 x 57 + RZ / + Zub TopKit
PEUGEOT - ION 11/10→								
 Radbremszylinder								
Electric	35 - 49	11/10→	➔				24.3219-1753.3	020506 GG

















	kw			 	! #		
PEUGEOT - ION 11/10→							
 Bremsbackensatz							
Electric	35 - 49	11/10→	➔			03.0137-0525.2 650525	Ø 203 x 32 - HEB
PEUGEOT - PARTNER Großraumlimousine (5_, G_) 05/96→12/15							
 Radbremszylinder							
1.1 1.9 D	44 50	06/96→10/02 06/96→12/02	➔	07/96→	2	24.3222-1734.3 020539	TRW ALU
1.4	55	06/96→12/15	➔	07/96→ 03/08	2	24.3222-1734.3 020539	TRW ALU
1.6 16V 1.6 Flexfuel 2.0 HDi 4x4	80 80 66	07/01→03/08 09/00→10/02 04/04→08/05	➔	- ESP	2	24.3222-1734.3 020539	TRW ALU
1.6 HDi 75 2.0 HDi	55 66	08/05→07/08 02/00→07/08	➔	→ 03/08; - ESP	2	24.3222-1734.3 020539	TRW ALU
1.6 HDi 90	66	08/05→12/15	➔	02/06→ 03/08; - ESP	2	24.3222-1734.3 020539	TRW ALU
1.6 HDi 92 1.8	68 66	11/09→12/10 05/97→12/02	➔		2	24.3222-1734.3 020539	TRW ALU
1.9 D	51	05/96→12/98	➔	12/98→	2	24.3222-1734.3 020539	TRW ALU
1.9 D	51	01/99→07/08	➔	→ 03/08	2	24.3222-1734.3 020539	TRW ALU
Electric	28	01/98→12/01	➔			24.3222-1734.3 020539	TRW ALU
Zubehörsatz, Bremsbacken							
1.1 1.9 D	44 50	06/96→10/02 06/96→12/02	➔	07/96→		03.0137-9220.2 669220	TRW
1.4	55	06/96→12/15	➔	07/96→ 03/08		03.0137-9220.2 669220	TRW
1.6 16V 1.6 Flexfuel 2.0 HDi 4x4	80 80 66	07/01→03/08 09/00→10/02 04/04→08/05	➔	- ESP		03.0137-9220.2 669220	TRW
1.6 HDi 75 2.0 HDi	55 66	08/05→07/08 02/00→07/08	➔	→ 03/08; - ESP		03.0137-9220.2 669220	TRW
1.6 HDi 90	66	08/05→12/15	➔	02/06→ 03/08; - ESP		03.0137-9220.2 669220	TRW
1.6 HDi 92 1.8 Electric	68 66 28	11/09→12/10 05/97→12/02 01/98→12/01	➔			03.0137-9220.2 669220	TRW
1.9 D	51	05/96→12/98	➔	12/98→		03.0137-9220.2 669220	TRW
1.9 D	51	01/99→07/08	➔	→ 03/08		03.0137-9220.2 669220	TRW
 Bremstrommel							
1.1 1.9 D	44 50	06/96→10/02 06/96→12/02	➔	07/96→		24.0222-8017.1 480071	Ø 274 x 50,8 / 230
1.4	55	06/96→12/15	➔	07/96→ 03/08		24.0222-8017.1 480071	Ø 274 x 50,8 / 230
1.6 16V 1.6 Flexfuel 2.0 HDi 4x4	80 80 66	07/01→03/08 09/00→10/02 04/04→08/05	➔	- ESP		24.0222-8017.1 480071	Ø 274 x 50,8 / 230
1.6 HDi 75 2.0 HDi	55 66	08/05→07/08 02/00→07/08	➔	→ 03/08; - ESP		24.0222-8017.1 480071	Ø 274 x 50,8 / 230
1.6 HDi 90	66	08/05→12/15	➔	02/06→ 03/08; - ESP		24.0222-8017.1 480071	Ø 274 x 50,8 / 230
1.6 HDi 92 1.8 Electric	68 66 28	11/09→12/10 05/97→12/02 01/98→12/01	➔			24.0222-8017.1 480071	Ø 274 x 50,8 / 230
1.9 D	51	05/96→12/98	➔	12/98→		24.0222-8017.1 480071	Ø 274 x 50,8 / 230
1.9 D	51	01/99→07/08	➔	→ 03/08		24.0222-8017.1 480071	Ø 274 x 50,8 / 230
 Bremsbackensatz							
1.1 1.9 D	44 50	06/96→10/02 06/96→12/02	➔	07/96→		03.0137-0341.2 650341	TRW Ø 229 x 42 + HEB
			➔	Orga 08001→		03.0520-6322.3 696322	TRW Ø 229 x 42 + RZ / + Zub TopKit
			➔			03.0525-0031.3 EQ0031	TRW Ø 229 x 42 - RZ / + Zub Easy Quick
			➔	07/96→; →Orga 08000		03.0520-6322.3 696322	TRW Ø 229 x 42 + RZ / + Zub TopKit
			➔			03.0525-0031.3 EQ0031	TRW Ø 229 x 42 - RZ / + Zub Easy Quick
1.4	55	06/96→12/15	➔	07/96→ 03/08		03.0137-0341.2 650341	TRW Ø 229 x 42 + HEB
			➔	Orga 08001→; → 03/08		03.0520-6322.3 696322	TRW Ø 229 x 42 + RZ / + Zub TopKit
			➔			03.0525-0031.3 EQ0031	TRW Ø 229 x 42 - RZ / + Zub Easy Quick
→							












	kW					! #		
PEUGEOT - PARTNER Großraumlimousine (5_, G_) 05/96→12/15								
Bremsbackensatz								
1.4	55	06/96→12/15	➔	07/96→; →Orga 08000			03.0520-6322.3 696322 03.0525-0031.3 EQ0031	TRW Ø 229 x 42 + RZ / + Zub TopKit TRW Ø 229 x 42 - RZ / + Zub Easy Quick
1.6 16V 1.6 Flexfuel 2.0 HDi 4x4	80 80 66	07/01→03/08 09/00→10/02 04/04→08/05	➔	- ESP			03.0137-0341.2 650341 03.0520-6322.3 696322 03.0525-0031.3 EQ0031	TRW Ø 229 x 42 + HEB TRW Ø 229 x 42 + RZ / + Zub TopKit TRW Ø 229 x 42 - RZ / + Zub Easy Quick
1.6 HDi 75 2.0 HDi	55 66	08/05→07/08 02/00→07/08	➔	→ 03/08; - ESP			03.0137-0341.2 650341 03.0520-6322.3 696322 03.0525-0031.3 EQ0031	TRW Ø 229 x 42 + HEB TRW Ø 229 x 42 + RZ / + Zub TopKit TRW Ø 229 x 42 - RZ / + Zub Easy Quick
1.6 HDi 90	66	08/05→12/15	➔	02/06→ 03/08; - ESP			03.0137-0341.2 650341 03.0520-6322.3 696322 03.0525-0031.3 EQ0031	TRW Ø 229 x 42 + HEB TRW Ø 229 x 42 + RZ / + Zub TopKit TRW Ø 229 x 42 - RZ / + Zub Easy Quick
1.6 HDi 92	68	11/09→12/10	➔				03.0137-0341.2 650341 03.0520-6322.3 696322 03.0525-0031.3 EQ0031	TRW Ø 229 x 42 + HEB TRW Ø 229 x 42 + RZ / + Zub TopKit TRW Ø 229 x 42 - RZ / + Zub Easy Quick
1.8 Electric	66 28	05/97→12/02 01/98→12/01	➔				03.0137-0341.2 650341	TRW Ø 229 x 42 + HEB
			➔	Orga 08001→			03.0520-6322.3 696322 03.0525-0031.3 EQ0031	TRW Ø 229 x 42 + RZ / + Zub TopKit TRW Ø 229 x 42 - RZ / + Zub Easy Quick
			➔	→Orga 08000			03.0520-6322.3 696322 03.0525-0031.3 EQ0031	TRW Ø 229 x 42 + RZ / + Zub TopKit TRW Ø 229 x 42 - RZ / + Zub Easy Quick
1.9 D	51	05/96→12/98	➔	12/98→			03.0137-0341.2 650341	TRW Ø 229 x 42 + HEB
			➔	Orga 08001→			03.0520-6322.3 696322 03.0525-0031.3 EQ0031	TRW Ø 229 x 42 + RZ / + Zub TopKit TRW Ø 229 x 42 - RZ / + Zub Easy Quick
			➔	12/98→; →Orga 08000			03.0520-6322.3 696322 03.0525-0031.3 EQ0031	TRW Ø 229 x 42 + RZ / + Zub TopKit TRW Ø 229 x 42 - RZ / + Zub Easy Quick
1.9 D	51	01/99→07/08	➔	→ 03/08			03.0137-0341.2 650341	TRW Ø 229 x 42 + HEB
			➔	Orga 08001→; → 03/08			03.0520-6322.3 696322 03.0525-0031.3 EQ0031	TRW Ø 229 x 42 + RZ / + Zub TopKit TRW Ø 229 x 42 - RZ / + Zub Easy Quick
			➔	→Orga 08000			03.0520-6322.3 696322 03.0525-0031.3 EQ0031	TRW Ø 229 x 42 + RZ / + Zub TopKit TRW Ø 229 x 42 - RZ / + Zub Easy Quick
Seilzug, Feststellbremse								
1.1 1.9 D	44 50	06/96→10/02 06/96→12/02		07/96→; →Orga 08393; Trommelbremse; <input type="checkbox"/>			24.3727-0314.2 580314	L= 1.745
				Orga 08394→; Trommelbremse; <input type="checkbox"/>			24.3727-0314.2 580314	L= 1.745
				07/96→; →Orga 08393; Trommelbremse; <input type="checkbox"/>			24.3727-0315.2 580315	L= 1.818
				Orga 08394→; Trommelbremse; <input type="checkbox"/>			24.3727-0339.2 580339	L= 1.850
1.4	55	06/96→12/15		Orga 08394→; → 03/08; Trommelbremse; <input type="checkbox"/>			24.3727-0314.2 580314	L= 1.745
				07/96→; →Orga 08393; Trommelbremse; <input type="checkbox"/>			24.3727-0314.2 580314	L= 1.745
				07/96→; →Orga 08393; Trommelbremse; <input type="checkbox"/>			24.3727-0315.2 580315	L= 1.818
				Orga 08394→; → 03/08; Trommelbremse; <input type="checkbox"/>			24.3727-0339.2 580339	L= 1.850
1.6 16V 1.6 Flexfuel	80 80	07/01→03/08 09/00→10/02		- ESP; Trommelbremse; <input type="checkbox"/>			24.3727-0314.2 580314	L= 1.745
				- ESP; Trommelbremse; <input type="checkbox"/>			24.3727-0339.2 580339	L= 1.850
➔								













	kw					! #		
PEUGEOT - PARTNER Großraumlimousine (5_, G_) 05/96→12/15								
 Seilzug, Feststellbremse								
1.6 HDi 92 2.0 HDi 4x4	68 66	11/09→12/10 04/04→08/05		+ ESP; Scheibenbremse; <input type="checkbox"/>			24.3727-0347.2 580347	L= 1.923
				+ ESP; Scheibenbremse; <input type="checkbox"/>			24.3727-0349.2 580349	L= 1.820
1.6 HDi 75 2.0 HDi	55 66	08/05→07/08 02/00→07/08		→ 03/08; - ESP; Trommelbremse; <input type="checkbox"/>			24.3727-0314.2 580314	L= 1.745
				→ 03/08; - ESP; Trommelbremse; <input type="checkbox"/>			24.3727-0339.2 580339	L= 1.850
				→ 03/08; + ESP; Scheibenbremse; <input type="checkbox"/>			24.3727-0347.2 580347	L= 1.923
				→ 03/08; + ESP; Scheibenbremse; <input type="checkbox"/>			24.3727-0349.2 580349	L= 1.820
1.6 HDi 90	66	08/05→12/15		02/06→ 03/08; - ESP; Trommelbremse; <input type="checkbox"/>			24.3727-0314.2 580314	L= 1.745
				02/06→ 03/08; - ESP; Trommelbremse; <input type="checkbox"/>			24.3727-0339.2 580339	L= 1.850
				02/06→ 03/08; + ESP; Scheibenbremse; <input type="checkbox"/>			24.3727-0347.2 580347	L= 1.923
				02/06→ 03/08; + ESP; Scheibenbremse; <input type="checkbox"/>			24.3727-0349.2 580349	L= 1.820
1.8	66	05/97→12/02		Orga 08394→; Trommelbremse; <input type="checkbox"/>			24.3727-0314.2 580314	L= 1.745
				→Orga 08393; Trommelbremse; <input type="checkbox"/>			24.3727-0314.2 580314	L= 1.745
				→Orga 08393; Trommelbremse; <input type="checkbox"/>			24.3727-0315.2 580315	L= 1.818
				Orga 08394→; Trommelbremse; <input type="checkbox"/>			24.3727-0339.2 580339	L= 1.850
1.9 D	51	05/96→12/98		12/98→; →Orga 08393; Trommelbremse; <input type="checkbox"/>			24.3727-0314.2 580314	L= 1.745
				Orga 08394→; Trommelbremse; <input type="checkbox"/>			24.3727-0314.2 580314	L= 1.745
				12/98→; →Orga 08393; Trommelbremse; <input type="checkbox"/>			24.3727-0315.2 580315	L= 1.818
				Orga 08394→; Trommelbremse; <input type="checkbox"/>			24.3727-0339.2 580339	L= 1.850
1.9 D	51	01/99→07/08		Orga 08394→; → 03/08; Trommelbremse; <input type="checkbox"/>			24.3727-0314.2 580314	L= 1.745
				→Orga 08393; Trommelbremse; <input type="checkbox"/>			24.3727-0314.2 580314	L= 1.745
				→Orga 08393; Trommelbremse; <input type="checkbox"/>			24.3727-0315.2 580315	L= 1.818
				Orga 08394→; → 03/08; Trommelbremse; <input type="checkbox"/>			24.3727-0339.2 580339	L= 1.850
PEUGEOT - PARTNER Kasten/Großraumlimousine 04/08→								
 Seilzug, Feststellbremse								
1.2 THP 1.6 1.6 BlueHDi 100 1.6 BlueHDi 120 1.6 HDi 1.6 HDi 16V 1.6 HDi 16V 4x4 1.6 HDi 90 Électrique 1.6 HDi / BlueHDi 75	81 66 - 88 73 88 55 - 84 66 - 68 66 68 49 55	02/16→ 04/08→ 04/15→ 04/15→ 04/08→ 04/08→ 04/12→ 04/10→ 06/13→ 07/11→		Scheibenbremse; →Orga 14083; <input type="checkbox"/>		2	24.3727-0853.2 580853	L= 2.398
				01/15→; Scheibenbremse; →Orga 14083; <input type="checkbox"/>		2	24.3727-0853.2 580853	L= 2.398
PEUGEOT - PARTNER Kasten/Großraumlimousine (5_, G_) 06/96→								
 Radbremszylinder								
1.1 1.8 D 1.9 D	44 43 51	06/96→09/05 06/96→12/02 06/96→12/02	➡	07/96→			24.3222-1734.3 020539	TRW ALU
1.4 1.4 BiFuel 1.6 HDi 75 1.6 HDi 92 1.8 1.8 D 1.9 D 1.9 D 4x4	48 - 54 55 55 68 66 44 50 51	11/02→12/10 04/03→10/06 08/05→07/08 11/09→12/10 03/97→08/00 11/96→02/98 06/96→12/98 04/04→07/11	➡				24.3222-1734.3 020539	TRW ALU
1.4 1.9 D	55 51	06/96→12/15 06/96→12/15	➡	07/96→ 03/08			24.3222-1734.3 020539	TRW ALU
1.6 HDi 90	66	08/05→12/15	➡	→ 03/08			24.3222-1734.3 020539	TRW ALU
2.0 HDi	66	04/00→07/08	➡	→ 03/08; - ESP			24.3222-1734.3 020539	TRW ALU
2.0 HDi 4x4	66	04/04→08/05	➡	- ESP			24.3222-1734.3 020539	TRW ALU
Electric →	25	06/96→12/02	➡	01/98→ 12/01			24.3222-1734.3 020539	TRW ALU













	kW					! #		
PEUGEOT - PARTNER Kasten/Großraumlimousine (5_, G_) 06/96→								
Zubehörsatz, Bremsbacken								
1.1 1.8 D 1.9 D	44 43 51	06/96→09/05 06/96→12/02 06/96→12/02	➡	07/96→			03.0137-9220.2 669220	TRW
1.4 1.4 BiFuel 1.6 HDi 75 1.6 HDi 92 1.8 1.8 D 1.9 D 1.9 D 4x4	48 - 54 55 55 68 66 44 50 51	11/02→12/10 04/03→10/06 08/05→07/08 11/09→12/10 03/97→08/00 11/96→02/98 06/96→12/98 04/04→07/11	➡				03.0137-9220.2 669220	TRW
1.4 1.9 D	55 51	06/96→12/15 06/96→12/15	➡	07/96→ 03/08			03.0137-9220.2 669220	TRW
1.6 HDi 90	66	08/05→12/15	➡	→ 03/08			03.0137-9220.2 669220	TRW
2.0 HDi	66	04/00→07/08	➡	→ 03/08; - ESP			03.0137-9220.2 669220	TRW
2.0 HDi 4x4	66	04/04→08/05	➡	- ESP			03.0137-9220.2 669220	TRW
 Bremstrommel								
1.1 1.8 D 1.9 D	44 43 51	06/96→09/05 06/96→12/02 06/96→12/02	➡	07/96→			24.0222-8017.1 480071	Ø 274 x 50,8 / 230
1.4 1.4 BiFuel 1.6 HDi 75 1.6 HDi 92 1.8 1.8 D 1.9 D 1.9 D 4x4	48 - 54 55 55 68 66 44 50 51	11/02→12/10 04/03→10/06 08/05→07/08 11/09→12/10 03/97→08/00 11/96→02/98 06/96→12/98 04/04→07/11	➡				24.0222-8017.1 480071	Ø 274 x 50,8 / 230
1.4 1.9 D	55 51	06/96→12/15 06/96→12/15	➡	07/96→ 03/08			24.0222-8017.1 480071	Ø 274 x 50,8 / 230
1.6 HDi 90	66	08/05→12/15	➡	→ 03/08			24.0222-8017.1 480071	Ø 274 x 50,8 / 230
2.0 HDi	66	04/00→07/08	➡	→ 03/08; - ESP			24.0222-8017.1 480071	Ø 274 x 50,8 / 230
2.0 HDi 4x4	66	04/04→08/05	➡	- ESP			24.0222-8017.1 480071	Ø 274 x 50,8 / 230
Electric	25	06/96→12/02	➡	01/98→			24.0222-8017.1 480071	Ø 274 x 50,8 / 230
 Bremsbackensatz								
1.1 1.8 D 1.9 D	44 43 51	06/96→09/05 06/96→12/02 06/96→12/02	➡	07/96→			03.0137-0341.2 650341	TRW Ø 229 x 42 + HEB
			➡	Orga 08001→			03.0520-6322.3 696322	TRW Ø 229 x 42 + RZ / + Zub TopKit
			➡	07/96→; →Orga 08000			03.0525-0031.3 EQ0031	TRW Ø 229 x 42 - RZ / + Zub Easy Quick
			➡	07/96→; →Orga 08000			03.0520-6322.3 696322	TRW Ø 229 x 42 + RZ / + Zub TopKit
			➡	07/96→; →Orga 08000			03.0525-0031.3 EQ0031	TRW Ø 229 x 42 - RZ / + Zub Easy Quick
1.4 1.4 BiFuel 1.8 D 1.9 D 1.9 D 4x4	48 - 54 55 44 50 51	11/02→12/10 04/03→10/06 11/96→02/98 06/96→12/98 04/04→07/11	➡	Orga 08001→			03.0137-0341.2 650341	TRW Ø 229 x 42 + HEB
			➡	Orga 08001→			03.0520-6322.3 696322	TRW Ø 229 x 42 + RZ / + Zub TopKit
			➡	→Orga 08000			03.0525-0031.3 EQ0031	TRW Ø 229 x 42 - RZ / + Zub Easy Quick
			➡	→Orga 08000			03.0520-6322.3 696322	TRW Ø 229 x 42 + RZ / + Zub TopKit
			➡	→Orga 08000			03.0525-0031.3 EQ0031	TRW Ø 229 x 42 - RZ / + Zub Easy Quick
1.4 1.9 D	55 51	06/96→12/15 06/96→12/15	➡	07/96→ 03/08			03.0137-0341.2 650341	TRW Ø 229 x 42 + HEB
			➡	Orga 08001→; → 03/08			03.0520-6322.3 696322	TRW Ø 229 x 42 + RZ / + Zub TopKit
			➡	07/96→; →Orga 08000			03.0525-0031.3 EQ0031	TRW Ø 229 x 42 - RZ / + Zub Easy Quick
			➡	07/96→; →Orga 08000			03.0520-6322.3 696322	TRW Ø 229 x 42 + RZ / + Zub TopKit
			➡	07/96→; →Orga 08000			03.0525-0031.3 EQ0031	TRW Ø 229 x 42 - RZ / + Zub Easy Quick
1.6 HDi 75 1.6 HDi 92 1.8	55 68 66	08/05→07/08 11/09→12/10 03/97→08/00	➡				03.0137-0341.2 650341	TRW Ø 229 x 42 + HEB
			➡				03.0520-6322.3 696322	TRW Ø 229 x 42 + RZ / + Zub TopKit
			➡				03.0525-0031.3 EQ0031	TRW Ø 229 x 42 - RZ / + Zub Easy Quick
→								












	kw					! #		
PEUGEOT - PARTNER Kasten/Großraumlimousine (5_, G_) 06/96→								
 Bremsbackensatz								
1.6 HDi 90	66	08/05→12/15	➔	→ 03/08			03.0137-0341.2 650341 03.0520-6322.3 696322 03.0525-0031.3 EQ0031	TRW Ø 229 x 42 + HEB TRW Ø 229 x 42 + RZ / + Zub TopKit TRW Ø 229 x 42 - RZ / + Zub Easy Quick
2.0 HDi	66	04/00→07/08	➔	→ 03/08; - ESP			03.0137-0341.2 650341 03.0520-6322.3 696322 03.0525-0031.3 EQ0031	TRW Ø 229 x 42 + HEB TRW Ø 229 x 42 + RZ / + Zub TopKit TRW Ø 229 x 42 - RZ / + Zub Easy Quick
2.0 HDi 4x4	66	04/04→08/05	➔	- ESP			03.0137-0341.2 650341 03.0520-6322.3 696322 03.0525-0031.3 EQ0031	TRW Ø 229 x 42 + HEB TRW Ø 229 x 42 + RZ / + Zub TopKit TRW Ø 229 x 42 - RZ / + Zub Easy Quick
Electric	25	06/96→12/02	➔	Orga 08001→			03.0520-6322.3 696322 03.0525-0031.3 EQ0031	TRW Ø 229 x 42 + RZ / + Zub TopKit TRW Ø 229 x 42 - RZ / + Zub Easy Quick
				➔	01/98→; →Orga 08000			03.0520-6322.3 696322 03.0525-0031.3 EQ0031
 Seilzug, Feststellbremse								
1.1 1.8 D 1.9 D	44 43 51	06/96→09/05 06/96→12/02 06/96→12/02		07/96→; →Orga 08393; Trommelbremse; <input type="checkbox"/>			24.3727-0314.2 580314	L= 1.745
				Orga 08394→; Scheiben/Trommel; <input type="checkbox"/>			24.3727-0314.2 580314	L= 1.745
				07/96→; →Orga 08393; Trommelbremse; <input type="checkbox"/>			24.3727-0315.2 580315	L= 1.818
				Orga 08394→; Scheiben/Trommel; <input type="checkbox"/>			24.3727-0339.2 580339	L= 1.850
1.4 1.4 BiFuel 1.8 1.8 D 1.9 D 1.9 D 4x4	48 - 54 55 66 44 50 51	11/02→12/10 04/03→10/06 03/97→08/00 11/96→02/98 06/96→12/98 04/04→07/11		Orga 08394→; Scheiben/Trommel; <input type="checkbox"/>			24.3727-0314.2 580314	L= 1.745
				→Orga 08393; Trommelbremse; <input type="checkbox"/>			24.3727-0314.2 580314	L= 1.745
				→Orga 08393; Trommelbremse; <input type="checkbox"/>			24.3727-0315.2 580315	L= 1.818
				Orga 08394→; Scheiben/Trommel; <input type="checkbox"/>			24.3727-0339.2 580339	L= 1.850
				Orga 08394→; → 03/08; Scheiben/Trommel; <input type="checkbox"/>			24.3727-0314.2 580314	L= 1.745
1.4 1.9 D	55 51	06/96→12/15 06/96→12/15		07/96→; →Orga 08393; Trommelbremse; <input type="checkbox"/>			24.3727-0314.2 580314	L= 1.745
				07/96→; →Orga 08393; Trommelbremse; <input type="checkbox"/>			24.3727-0315.2 580315	L= 1.818
				Orga 08394→; → 03/08; Scheiben/Trommel; <input type="checkbox"/>			24.3727-0339.2 580339	L= 1.850
				Orga 08394→; → 03/08; Scheiben/Trommel; <input type="checkbox"/>			24.3727-0314.2 580314	L= 1.745
1.6 HDi 75 2.0 HDi 4x4	55 66	08/05→07/08 04/04→08/05		Scheiben/Trommel; <input type="checkbox"/>			24.3727-0314.2 580314	L= 1.745
				Scheiben/Trommel; <input type="checkbox"/>			24.3727-0339.2 580339	L= 1.850
1.6 HDi 90 2.0 HDi	66 66	08/05→12/15 04/00→07/08		→ 03/08; Scheiben/Trommel; <input type="checkbox"/>			24.3727-0314.2 580314	L= 1.745
				→ 03/08; Scheiben/Trommel; <input type="checkbox"/>			24.3727-0339.2 580339	L= 1.850
1.6 HDi 92	68	11/09→12/10		- ESP; Trommelbremse; <input type="checkbox"/>			24.3727-0314.2 580314	L= 1.745
				- ESP; Trommelbremse; <input type="checkbox"/>			24.3727-0339.2 580339	L= 1.850
				+ ESP; Scheibenbremse; <input type="checkbox"/>			24.3727-0347.2 580347	L= 1.923
				+ ESP; Scheibenbremse; <input type="checkbox"/>			24.3727-0349.2 580349	L= 1.820
PEUGEOT - PARTNER ORIGIN Großraumlimousine (G_) 07/08→12/13								
 Radbremszylinder								
1.4 1.6 16V 1.6 HDi 75 1.9 D	55 81 55 51	07/08→12/13 09/11→12/13 08/08→12/13 08/08→12/13	➔			2	24.3222-1734.3 020539	TRW ALU
Zubehörsatz, Bremsbacken								
1.4 1.6 16V 1.6 HDi 75 1.9 D	55 81 55 51	07/08→12/13 09/11→12/13 08/08→12/13 08/08→12/13	➔				03.0137-9220.2 669220	TRW
 Bremstrommel								
1.4 →	55	07/08→12/13	➔				24.0222-8017.1 480071	Ø 274 x 50,8 / 230

	kw					! #		
PEUGEOT - PARTNER ORIGIN Großraumlimousine (G_) 07/08→12/13								
 Bremstrommel								
1.6 16V 1.6 HDi 75 1.9 D	81 55 51	09/11→12/13 08/08→12/13 08/08→12/13	➔				24.0222-8017.1 480071	Ø 274 x 50,8 / 230
 Bremsbackensatz								
1.4 1.6 16V 1.6 HDi 75 1.9 D	55 81 55 51	07/08→12/13 09/11→12/13 08/08→12/13 08/08→12/13	➔				03.0137-0341.2 650341 03.0520-6322.3 696322 03.0525-0031.3 EQ0031	TRW Ø 229 x 42 + HEB TRW Ø 229 x 42 + RZ / + Zub TopKit TRW Ø 229 x 42 - RZ / + Zub Easy Quick
 Seilzug, Feststellbremse								
1.4 1.6 16V 1.6 HDi 75 1.9 D	55 81 55 51	07/08→12/13 09/11→12/13 08/08→12/13 08/08→12/13		Trommelbremse; <input type="checkbox"/>			24.3727-0314.2 580314	L= 1.745
				Trommelbremse; <input type="checkbox"/>			24.3727-0315.2 580315	L= 1.818
				Scheibenbremse; <input type="checkbox"/>			24.3727-0339.2 580339	L= 1.850
				Scheibenbremse; <input type="checkbox"/>			24.3727-0347.2 580347	L= 1.923
				Scheibenbremse; <input type="checkbox"/>			24.3727-0349.2 580349	L= 1.820
PEUGEOT - PARTNER ORIGIN Kasten/Großraumlimousine (G_) 07/08→12/15								
 Radbremszylinder								
1.4 1.6 1.6 HDi 75 1.6 HDi 90 1.9 D Electric	55 81 55 66 51 42	08/08→12/15 09/11→12/15 08/08→12/15 08/08→12/15 08/08→12/15 01/11→12/12	➔				24.3222-1734.3 020539	TRW ALU
Zubehörsatz, Bremsbacken								
1.4 1.6 1.6 HDi 75 1.6 HDi 90 1.9 D Electric	55 81 55 66 51 42	08/08→12/15 09/11→12/15 08/08→12/15 08/08→12/15 08/08→12/15 01/11→12/12	➔				03.0137-9220.2 669220	TRW
 Bremstrommel								
1.4 1.6 1.6 HDi 75 1.6 HDi 90 1.9 D Electric	55 81 55 66 51 42	08/08→12/15 09/11→12/15 08/08→12/15 08/08→12/15 08/08→12/15 01/11→12/12	➔				24.0222-8017.1 480071	Ø 274 x 50,8 / 230
 Bremsbackensatz								
1.4 1.6 1.6 HDi 75 1.6 HDi 90 1.9 D Electric	55 81 55 66 51 42	08/08→12/15 09/11→12/15 08/08→12/15 08/08→12/15 08/08→12/15 01/11→12/12	➔				03.0137-0341.2 650341 03.0520-6322.3 696322 03.0525-0031.3 EQ0031	TRW Ø 229 x 42 + HEB TRW Ø 229 x 42 + RZ / + Zub TopKit TRW Ø 229 x 42 - RZ / + Zub Easy Quick
 Seilzug, Feststellbremse								
1.4 1.6 1.6 HDi 75 1.6 HDi 90 1.9 D Electric	55 81 55 66 51 42	08/08→12/15 09/11→12/15 08/08→12/15 08/08→12/15 08/08→12/15 01/11→12/12		Trommelbremse; <input type="checkbox"/>			24.3727-0314.2 580314	L= 1.745
				Trommelbremse; <input type="checkbox"/>			24.3727-0315.2 580315	L= 1.818
				Scheibenbremse; <input type="checkbox"/>			24.3727-0339.2 580339	L= 1.850
				Scheibenbremse; <input type="checkbox"/>			24.3727-0347.2 580347	L= 1.923
				Scheibenbremse; <input type="checkbox"/>			24.3727-0349.2 580349	L= 1.820
PEUGEOT - PARTNER Pritsche/Fahrgestell 01/09→								
 Seilzug, Feststellbremse								
1.6 BlueHDi 100 1.6 HDi 1.6 HDi 16V	73 55 - 66 66	04/15→ 01/09→ 01/09→		Scheibenbremse; →Orga 14083; <input type="checkbox"/>		2	24.3727-0853.2 580853	L= 2.398
PEUGEOT - PARTNER Pritsche/Fahrgestell (5_, G_) 03/97→07/08								
 Radbremszylinder								
1.6 HDi 75 1.8 1.9 D	55 66 51	02/06→07/08 03/97→08/00 01/99→07/08	➔				24.3222-1734.3 020539	TRW ALU
2.0 HDi →	66	11/02→07/08	➔	→ 03/08 → 03/08; - ESP			24.3222-1734.3 020539	TRW ALU












	kw					! #		
PEUGEOT - PARTNER Pritsche/Fahrgestell (5_, G_) 03/97→07/08								
Zubehörsatz, Bremsbacken								
1.6 HDi 75 1.8	55 66	02/06→07/08 03/97→08/00	➡				03.0137-9220.2 669220	TRW
1.9 D	51	01/99→07/08	➡	→ 03/08			03.0137-9220.2 669220	TRW
2.0 HDi	66	11/02→07/08	➡	→ 03/08; - ESP			03.0137-9220.2 669220	TRW
 Bremstrommel								
1.6 HDi 75 1.8	55 66	02/06→07/08 03/97→08/00	➡				24.0222-8017.1 480071	Ø 274 x 50,8 / 230
1.9 D	51	01/99→07/08	➡	→ 03/08			24.0222-8017.1 480071	Ø 274 x 50,8 / 230
2.0 HDi	66	11/02→07/08	➡	→ 03/08; - ESP			24.0222-8017.1 480071	Ø 274 x 50,8 / 230
 Bremsbackensatz								
1.6 HDi 75 1.8	55 66	02/06→07/08 03/97→08/00	➡				03.0137-0341.2 650341 03.0520-6322.3 696322 03.0525-0031.3 EQ0031	TRW Ø 229 x 42 + HEB TRW Ø 229 x 42 + RZ / + Zub TopKit TRW Ø 229 x 42 - RZ / + Zub Easy Quick
1.9 D	51	01/99→07/08	➡	→ 03/08			03.0137-0341.2 650341	TRW Ø 229 x 42 + HEB
			➡	Orga 08001→; → 03/08			03.0520-6322.3 696322 03.0525-0031.3 EQ0031	TRW Ø 229 x 42 + RZ / + Zub TopKit TRW Ø 229 x 42 - RZ / + Zub Easy Quick
			➡	→Orga 08000			03.0520-6322.3 696322 03.0525-0031.3 EQ0031	TRW Ø 229 x 42 + RZ / + Zub TopKit TRW Ø 229 x 42 - RZ / + Zub Easy Quick
2.0 HDi	66	11/02→07/08	➡	→ 03/08; - ESP			03.0137-0341.2 650341 03.0520-6322.3 696322 03.0525-0031.3 EQ0031	TRW Ø 229 x 42 + HEB TRW Ø 229 x 42 + RZ / + Zub TopKit TRW Ø 229 x 42 - RZ / + Zub Easy Quick
 Seilzug, Feststellbremse								
1.6 HDi 75	55	02/06→07/08		Scheiben/Trommel; <input type="checkbox"/>			24.3727-0314.2 580314	L= 1.745
				Scheiben/Trommel; <input type="checkbox"/>			24.3727-0339.2 580339	L= 1.850
1.8	66	03/97→08/00		Orga 08394→; Scheiben/Trommel; <input type="checkbox"/>			24.3727-0314.2 580314	L= 1.745
				→Orga 08393; Trommelbremse; <input type="checkbox"/>			24.3727-0314.2 580314	L= 1.745
				→Orga 08393; Trommelbremse; <input type="checkbox"/>			24.3727-0315.2 580315	L= 1.818
				Orga 08394→; Scheiben/Trommel; <input type="checkbox"/>			24.3727-0339.2 580339	L= 1.850
1.9 D	51	01/99→07/08		Orga 08394→; → 03/08; Scheiben/Trommel; <input type="checkbox"/>			24.3727-0314.2 580314	L= 1.745
				→Orga 08393; Trommelbremse; <input type="checkbox"/>			24.3727-0314.2 580314	L= 1.745
				→Orga 08393; Trommelbremse; <input type="checkbox"/>			24.3727-0315.2 580315	L= 1.818
				Orga 08394→; → 03/08; Scheiben/Trommel; <input type="checkbox"/>			24.3727-0339.2 580339	L= 1.850
2.0 HDi	66	11/02→07/08		→ 03/08; Scheiben/Trommel; <input type="checkbox"/>			24.3727-0314.2 580314	L= 1.745
				→ 03/08; Scheiben/Trommel; <input type="checkbox"/>			24.3727-0339.2 580339	L= 1.850
PEUGEOT - PARTNER TEPEE 04/08→								
 Seilzug, Feststellbremse								
1.2 THP 1.6 BlueHDi 100 1.6 BlueHDi 100 4x4 1.6 BlueHDi 120 1.6 HDi	81 73 73 88 66 -	02/16→ 12/14→ 04/15→ 12/14→ 04/08→		Scheibenbremse; →Orga 14083; <input type="checkbox"/>		2	24.3727-0853.2 580853	L= 2.398
1.6 HDi / BlueHDi 75 1.6 HDi 16V 1.6 HDi 75 1.6 HDi 90 1.6 VTi	55 66 55 68 66 -	06/08→12/18 04/08→ 06/08→ 04/10→ 04/08→						
Électrique 1.6 VTi	88 49	06/13→ 09/08→		04/10→; Scheibenbremse; →Orga 14083; <input type="checkbox"/>		2	24.3727-0853.2 580853	L= 2.398














	kw			 	! #		
PIAGGIO - PORTER Bus 01/95→							
 Radbremszylinder							
1.2 D 1.3 1.3 CNG 1.3 LPG	47 52 - 61 54 52 - 61	01/11→ 01/11→ 07/16→ 01/11→	➔	für Doppelbereifung	2	24.3226-1702.3 020469	GG
Zubehörsatz, Bremsbacken							
1.2 D 1.3 1.3 CNG 1.3 LPG	47 52 - 61 54 52 - 61	01/11→ 01/11→ 07/16→ 01/11→	➔	für Fahrzeuge mit Doppelbereifung hinten	2	03.0137-9285.2 669285	AP
 Bremsbackensatz							
1.0 1.3 Elektro	33 - 35 47 18	01/95→06/04 08/04→ 01/11→	➔			03.0137-0479.2 650479	AP Ø 203 x 38 + HEB
1.2 D 1.3	47 52 - 61	01/11→ 01/11→	➔	für Doppelbereifung		03.0137-0432.2 650432	AP Ø 254 x 57 + HEB
1.3 CNG 1.3 LPG	54 52 - 61	07/16→ 01/11→	➔	für Einfachbereifung		03.0137-0479.2 650479	AP Ø 203 x 38 + HEB
PIAGGIO - PORTER Kasten 12/92→							
 Radbremszylinder							
1.2 D 1.3 1.3 4x4 1.3 CNG 1.3 LPG	47 52 - 61 52 54 52 - 61	01/11→ 01/11→ 01/11→ 07/16→ 01/11→	➔	für Doppelbereifung	2	24.3226-1702.3 020469	GG
Zubehörsatz, Bremsbacken							
1.2 D 1.3 1.3 4x4 1.3 CNG 1.3 LPG	47 52 - 61 52 54 52 - 61	01/11→ 01/11→ 01/11→ 07/16→ 01/11→	➔	für Fahrzeuge mit Doppelbereifung hinten	2	03.0137-9285.2 669285	AP
 Bremsbackensatz							
1.2 D 1.3	47 52 - 61	01/11→ 01/11→	➔	für Doppelbereifung		03.0137-0432.2 650432	AP Ø 254 x 57 + HEB
1.3 4x4 1.3 CNG 1.3 LPG	52 54 52 - 61	01/11→ 07/16→ 01/11→	➔	für Einfachbereifung		03.0137-0479.2 650479	AP Ø 203 x 38 + HEB
1.3 i 16V 1.3 i 16V 4x4 1.4 D Elektro	48 48 28 18	05/98→ 05/98→ 04/98→ 01/11→	➔			03.0137-0479.2 650479	AP Ø 203 x 38 + HEB
PIAGGIO - PORTER Pritsche/Fahrgestell 12/92→							
 Radbremszylinder							
1.2 D 1.3 1.3 4x4 1.3 CNG 1.3 LPG	47 52 - 61 52 54 51 - 61	01/11→ 01/11→ 01/11→ 01/11→ 01/11→	➔	für Doppelbereifung	2	24.3226-1702.3 020469	GG
Zubehörsatz, Bremsbacken							
1.2 D 1.3 1.3 4x4 1.3 CNG 1.3 LPG	47 52 - 61 52 54 51 - 61	01/11→ 01/11→ 01/11→ 01/11→ 01/11→	➔	für Fahrzeuge mit Doppelbereifung hinten	2	03.0137-9285.2 669285	AP

	kw			 	! #		
PIAGGIO - PORTER Pritsche/Fahrgestell 12/92→							
 Bremsbackensatz							
1.2 D 1.3	47 52 - 61	01/11→ 01/11→	➔	für Doppelbereifung		03.0137-0432.2 650432	AP Ø 254 x 57 + HEB
1.3 4x4 1.3 CNG	52 52 - 54	01/11→ 01/11→	➔	für Einfachbereifung		03.0137-0479.2 650479	AP Ø 203 x 38 + HEB
1.3 LPG	51 - 61	01/11→					
1.3 i 16V 1.3 i 16V 4x4 1.4 D Elektro	48 48 28 18	05/98→ 05/98→ 04/98→ 01/11→	➔			03.0137-0479.2 650479	AP Ø 203 x 38 + HEB
PORSCHE - 718 BOXSTER (982) 04/16→							
 Bremsbackensatz, Feststellbremse							
2.0 T 2.5 GTS 2.5 S GTS 4.0	220 269 257 294	04/16→ 10/17→ 04/16→ 01/19→	➔			03.0137-3054.2 653054	Ø 180 x 25 - HEB
Zubehörsatz, Feststellbremsbacken							
2.0 T 2.5 GTS 2.5 S GTS 4.0	220 269 257 294	04/16→ 10/17→ 04/16→ 01/19→				03.0137-9700.2 669700	
PORSCHE - 718 BOXSTER Spyder (982) 07/19→							
 Bremsbackensatz, Feststellbremse							
4.0	309	07/19→	➔			03.0137-3054.2 653054	Ø 180 x 25 - HEB
Zubehörsatz, Feststellbremsbacken							
4.0	309	07/19→				03.0137-9700.2 669700	
PORSCHE - 718 CAYMAN (982) 04/16→							
 Bremsbackensatz, Feststellbremse							
2.0 2.5 GTS 4.0 GT4 GTS 4.0 S 2.5	220 269 309 294 257	04/16→ 10/17→ 07/19→ 01/19→ 04/16→	➔			03.0137-3054.2 653054	Ø 180 x 25 - HEB
Zubehörsatz, Feststellbremsbacken							
2.0 2.5 GTS 4.0 GT4 GTS 4.0 S 2.5	220 269 309 294 257	04/16→ 10/17→ 07/19→ 01/19→ 04/16→				03.0137-9700.2 669700	
PORSCHE - 911 (991) 12/11→							
 Bremsbackensatz, Feststellbremse							
3.0 Carrera 3.0 Carrera 4 3.0 Carrera 4 GTS 3.0 Carrera 4S 3.0 Carrera GTS 3.0 Carrera S 3.0 Carrera T 3.4 Carrera 3.4 Carrera 4 3.8 Carrera 4S 3.8 Carrera 4S / 4 GTS 3.8 Carrera S 3.8 Carrera S / GTS 3.8 GT2 RS 3.8 GT3 3.8 Turbo 3.8 Turbo S 4.0 GT3 4.0 GT3 RS 4.0 GT3 RS / R	272 272 331 309 331 309 272 257 257 294 316 294 316 515 350 383 - 397 412 - 446 368 383 368	11/15→ 11/15→ 03/17→ 11/15→ 03/17→ 11/15→ 01/18→ 12/11→ 11/12→ 11/12→ 11/12→ 12/11→ 07/12→ 07/17→ 08/13→ 09/13→ 09/13→ 05/17→ 05/18→ 04/15→	➔			03.0137-3054.2 653054	Ø 180 x 25 - HEB
Zubehörsatz, Feststellbremsbacken							
3.0 Carrera 3.0 Carrera 4 →	272 272	11/15→ 11/15→				03.0137-9700.2 669700	













	kw			 	! #		
PORSCHE - 911 (991) 12/11→							
Zubehörsatz, Feststellbremsbacken							
3.0 Carrera 4 GTS	331	03/17→				03.0137-9700.2 669700	
3.0 Carrera 4S	309	11/15→					
3.0 Carrera GTS	331	03/17→					
3.0 Carrera S	309	11/15→					
3.0 Carrera T	272	01/18→					
3.4 Carrera	257	12/11→					
3.4 Carrera 4	257	11/12→					
3.8 Carrera 4S	294	11/12→					
3.8 Carrera 4S / 4 GTS	316	11/12→					
3.8 Carrera S	294	12/11→					
3.8 Carrera S / GTS	316	07/12→					
3.8 GT2 RS	515	07/17→					
3.8 GT3	350	08/13→					
3.8 Turbo	383 - 397	09/13→					
3.8 Turbo S	412 - 446	09/13→					
4.0 GT3	368	05/17→					
4.0 GT3 RS	383	05/18→					
4.0 GT3 RS / R	368	04/15→					
PORSCHE - 911 (992) 11/18→							
 Bremsbackensatz, Feststellbremse							
GT3	375	05/21→	➔			03.0137-3054.2 653054	Ø 180 x 25 - HEB
Zubehörsatz, Feststellbremsbacken							
3.0 Carrera	283	01/19→				03.0137-9700.2 669700	
3.0 Carrera 4	283	01/19→					
3.0 Carrera 4 GTS	353	01/21→					
3.0 Carrera 4 S	331	01/19→					
3.0 Carrera GTS	353	01/21→					
3.0 Carrera S	331	01/19→					
3.8 TURBO	427	03/20→					
3.8 Turbo	427	03/20→					
3.8 Turbo S	478	03/20→					
GT3	375	05/21→					
PORSCHE - 911 (996) 09/97→09/05							
 Bremsbackensatz, Feststellbremse							
3.6 Carrera	235	10/01→08/05	➔	01/03→		03.0137-3002.2 653002	Ø 180 x 25 - HEB
3.6 Carrera 4	235	10/01→08/05					
3.6 GT2	340	04/01→08/05					
3.6 GT3	265	03/99→08/05					
3.6 Turbo 4	309	06/00→08/05					
3.6 Carrera 4S	254	02/03→08/05	➔			03.0137-3002.2 653002	Ø 180 x 25 - HEB
3.6 Carrera S	254	02/03→08/05					
3.6 GT2	355	10/03→08/05					
3.6 GT3	280	03/03→08/05					
3.6 S	331	08/04→08/05					
3.6 Turbo 4S	331	02/03→08/05					
PORSCHE - 911 (997) 07/04→12/13							
 Bremsbackensatz, Feststellbremse							
3.6 Carrera	235 - 239	07/04→12/08	➔			03.0137-3002.2 653002	Ø 180 x 25 - HEB
3.6 Carrera 4	239	07/04→12/08					
3.8 Carrera 4S	261 - 264	07/04→12/08					
3.8 Carrera S	261	07/04→12/08					
3.6 Carrera	254	06/08→12/11	➔			03.0137-3055.2 653055	Ø 180 x 25 - HEB
3.6 Carrera 4	254	06/08→12/12					
3.6 GT 2	390	09/07→12/12					
3.6 GT2 RS	456	05/10→12/12					
3.8 Carrera 4S	280 - 283	08/05→12/12					
3.8 Carrera 4S / 4 GTS	300	06/09→12/12					
3.8 Carrera S	280 - 283	08/05→12/11					
3.8 Carrera S / GTS	300	06/09→12/11					
3.8 GT3	320	05/09→12/11					
3.8 GT3 RS	331	08/09→12/11					
3.8 Turbo	368	09/09→12/12					
3.8 Turbo S	390	02/10→12/12					
4.0 GT3 RS	368	07/11→12/12					
PORSCHE - 911 Cabriolet (991) 03/12→							
 Bremsbackensatz, Feststellbremse							
3.0 Carrera	272	11/15→	➔			03.0137-3054.2 653054	Ø 180 x 25 - HEB













	kw			 	! #		
PORSCHE - 911 Cabriolet (991) 03/12→							
 Bremsbackensatz, Feststellbremse							
3.0 Carrera 4	272	11/15→	➔			03.0137-3054.2 653054	Ø 180 x 25 - HEB
3.0 Carrera 4 GTS	331	03/17→					
3.0 Carrera 4S	309	11/15→					
3.0 Carrera GTS	331	03/17→					
3.0 Carrera S	309	11/15→					
3.4 Carrera	257	03/12→					
3.4 Carrera 4	257	11/12→					
3.8 Carrera 4S	294	11/12→					
3.8 Carrera 4S / 4 GTS	316	11/12→					
3.8 Carrera S	294	03/12→					
3.8 Carrera S / GTS	316	07/12→					
3.8 Turbo	383 - 397	12/13→					
3.8 Turbo S	412 - 427	12/13→					
Zubehörsatz, Feststellbremsbacken							
3.0 Carrera	272	11/15→				03.0137-9700.2 669700	
3.0 Carrera 4	272	11/15→					
3.0 Carrera 4 GTS	331	03/17→					
3.0 Carrera 4S	309	11/15→					
3.0 Carrera GTS	331	03/17→					
3.0 Carrera S	309	11/15→					
3.4 Carrera	257	03/12→					
3.4 Carrera 4	257	11/12→					
3.8 Carrera 4S	294	11/12→					
3.8 Carrera 4S / 4 GTS	316	11/12→					
3.8 Carrera S	294	03/12→					
3.8 Carrera S / GTS	316	07/12→					
3.8 Turbo	383 - 397	12/13→					
3.8 Turbo S	412 - 427	12/13→					
PORSCHE - 911 Cabriolet (992) 01/19→							
Zubehörsatz, Feststellbremsbacken							
3.0 Carrera	283	01/19→				03.0137-9700.2 669700	
3.0 Carrera 4	283	01/19→					
3.0 Carrera 4 GTS	353	01/21→					
3.0 Carrera 4 S	331	01/19→					
3.0 Carrera GTS	353	01/21→					
3.0 Carrera S	331	01/19→					
3.8 Turbo	427	03/20→					
3.8 TURBO S	478	03/20→					
3.8 Turbo S	478	03/20→					
PORSCHE - 911 Cabriolet (996) 02/98→08/05							
 Bremsbackensatz, Feststellbremse							
3.6 Carrera	235	10/01→08/05	➔	01/03→		03.0137-3002.2 653002	Ø 180 x 25 - HEB
3.6 Carrera 4	235	10/01→08/05					
3.6 Carrera 4S	254	06/02→08/05					
3.6 Carrera S	254	06/02→08/05					
3.6 S	331	08/04→08/05	➔			03.0137-3002.2 653002	Ø 180 x 25 - HEB
3.6 Turbo 4	309	10/03→08/05					
3.6 Turbo 4S	331	10/03→08/05					
PORSCHE - 911 Cabriolet (997) 04/05→12/12							
 Bremsbackensatz, Feststellbremse							
3.6 Carrera	235 - 239	04/05→12/08	➔			03.0137-3002.2 653002	Ø 180 x 25 - HEB
3.6 Carrera 4	239	04/05→12/08					
3.8 Carrera 4S	261 - 280	04/05→12/10					
3.8 Carrera S	261 - 280	04/05→12/08					
3.6 Carrera	254	06/08→12/11	➔			03.0137-3055.2 653055	Ø 180 x 25 - HEB
3.6 Carrera 4	254	06/08→12/12					
3.6 Turbo	353	09/07→12/09					
3.8 Carrera 4S	283	06/08→12/12					
3.8 Carrera S	283	06/08→12/11					
3.8 Turbo	368	09/09→12/12					
3.8 Turbo S	390	02/10→12/12					
PORSCHE - 911 Speedster (991) 06/18→							
 Bremsbackensatz, Feststellbremse							
4.0	375	06/18→	➔			03.0137-3054.2 653054	Ø 180 x 25 - HEB
→							











	kw			 	! #		
PORSCHE - 911 Speedster (991) 06/18→							
Zubehörsatz, Feststellbremsbacken							
4.0	375	06/18→				03.0137-9700.2 669700	
PORSCHE - 911 Targa (991) 05/14→							
 Bremsbackensatz, Feststellbremse							
3.0 Carrera 4	272	11/15→	➔			03.0137-3054.2 653054	Ø 180 x 25 - HEB
3.0 Carrera 4 GTS	331	03/17→					
3.0 Carrera 4S	309	11/15→					
3.4 Carrera 4	257	05/14→					
3.8 Carrera 4S	294	05/14→					
3.8 Carrera 4S / 4 GTS	316	05/14→					
Zubehörsatz, Feststellbremsbacken							
3.0 Carrera 4	272	11/15→				03.0137-9700.2 669700	
3.0 Carrera 4 GTS	331	03/17→					
3.0 Carrera 4S	309	11/15→					
3.4 Carrera 4	257	05/14→					
3.8 Carrera 4S	294	05/14→					
3.8 Carrera 4S / 4 GTS	316	05/14→					
PORSCHE - 911 Targa (992) 05/20→							
Zubehörsatz, Feststellbremsbacken							
3.0 4	283	05/20→				03.0137-9700.2 669700	
3.0 4S	331	05/20→					
4 GTS	353	01/21→					
PORSCHE - 911 Targa (996) 12/01→08/05							
 Bremsbackensatz, Feststellbremse							
3.6	235	12/01→08/05	➔	01/03→		03.0137-3002.2 653002	Ø 180 x 25 - HEB
PORSCHE - 911 Targa (997) 07/06→12/12							
 Bremsbackensatz, Feststellbremse							
3.6 Carrera 4	239	07/06→12/08	➔	11/06→		03.0137-3055.2 653055	Ø 180 x 25 - HEB
3.8 Carrera 4S	261	07/06→12/08					
3.6 Carrera 4	254	10/08→12/12	➔			03.0137-3055.2 653055	Ø 180 x 25 - HEB
3.8 Carrera 4S	280 - 300	11/06→12/12					
PORSCHE - 918 Spyder 11/13→							
 Bremsbackensatz, Feststellbremse							
4.6 Plug-in Hybrid	426 - 652	11/13→	➔			03.0137-3054.2 653054	Ø 180 x 25 - HEB
Zubehörsatz, Feststellbremsbacken							
4.6 Plug-in Hybrid	426 - 652	11/13→				03.0137-9700.2 669700	
PORSCHE - BOXSTER (981) 04/12→							
 Bremsbackensatz, Feststellbremse							
2.7	155 - 195	04/12→	➔			03.0137-3054.2 653054	Ø 180 x 25 - HEB
GTS 3.4	243	02/14→					
S 3.4	232	04/12→					
Zubehörsatz, Feststellbremsbacken							
2.7	155 - 195	04/12→				03.0137-9700.2 669700	
GTS 3.4	243	02/14→					
S 3.4	232	04/12→					
PORSCHE - BOXSTER (986) 09/96→12/04							
 Bremsbackensatz, Feststellbremse							
2.5	150	09/96→08/99	➔	→ 07/99		03.0137-0421.2 650421	Ø 164 x 20
2.7	155	06/99→12/02	➔	08/99→ 06/02		03.0137-0421.2 650421	Ø 164 x 20
2.7	162	08/99→07/02	➔	→ 06/02		03.0137-0421.2 650421	Ø 164 x 20
2.7	168	07/02→12/04	➔			03.0137-0421.2 650421	Ø 164 x 20
S 3.2	191 - 196	07/02→12/04	➔			03.0137-3002.2 653002	Ø 180 x 25 - HEB





































	kw			 	! #		
PORSCHE - BOXSTER (987) 06/04→12/13							
 Bremsbackensatz, Feststellbremse							
2.7 S 3.2	176 206	11/04→12/06 11/04→12/06	➡	→ 07/06		03.0137-3002.2 653002	Ø 180 x 25 - HEB
2.7 S 3.4	180 217	07/06→12/09 07/06→12/09	➡			03.0137-3002.2 653002	Ø 180 x 25 - HEB
2.9 S 3.4	155 - 188 228 - 235	02/09→03/12 06/09→05/12	➡	→ 09/11		03.0137-3002.2 653002	Ø 180 x 25 - HEB
S 3.4	223	08/08→12/09	➡	06/09→		03.0137-3002.2 653002	Ø 180 x 25 - HEB
PORSCHE - BOXSTER Spyder (981) 01/15→							
 Bremsbackensatz, Feststellbremse							
3.8	276	01/15→	➡			03.0137-3054.2 653054	Ø 180 x 25 - HEB
Zubehörsatz, Feststellbremsbacken							
3.8	276	01/15→				03.0137-9700.2 669700	
PORSCHE - BOXSTER Spyder (987) 09/07→12/11							
 Bremsbackensatz, Feststellbremse							
3.4 RS 60	223	09/07→12/08	➡	08/08→		03.0137-3002.2 653002	Ø 180 x 25 - HEB
PORSCHE - CAYENNE (9PA) 09/02→12/10							
 Bremsbackensatz, Feststellbremse							
3.0 TDI 3.6 GTS 4.8 S 4.8 Turbo S 4.8	176 213 298 283 368	02/09→09/10 02/07→09/10 10/07→09/10 02/07→09/10 02/07→09/10	➡	→ 04/10		03.0137-0451.2 650451	Ø 210 x 30
3.2	177	08/03→09/07	➡	10/03→ 12/06		03.0137-0451.2 650451	Ø 210 x 30
3.2 S 4.5 Turbo 4.5	184 250 331	10/03→09/07 09/02→09/07 09/02→09/07	➡	→ 12/06		03.0137-0451.2 650451	Ø 210 x 30
Turbo 4.8	373	09/07→12/09	➡			03.0137-0451.2 650451	Ø 210 x 30
Zubehörsatz, Feststellbremsbacken							
3.0 TDI 3.6 GTS 4.8 S 4.8 Turbo S 4.8	176 213 298 283 368	02/09→09/10 02/07→09/10 10/07→09/10 02/07→09/10 02/07→09/10		→ 04/10		03.0137-9700.2 669700 03.0137-9702.2 669702	
3.2	177	08/03→09/07		10/03→ 12/06		03.0137-9700.2 669700 03.0137-9702.2 669702	
			➡	10/03→ 12/06		03.0137-9288.2 669288	
3.2 S 4.5 Turbo 4.5	184 250 331	10/03→09/07 09/02→09/07 09/02→09/07		→ 12/06		03.0137-9700.2 669700 03.0137-9702.2 669702	
			➡	→ 12/06		03.0137-9288.2 669288	
Turbo 4.8	373	09/07→12/09				03.0137-9700.2 669700 03.0137-9702.2 669702	
			➡			03.0137-9288.2 669288	
PORSCHE - CAYENNE (9YA) 05/17→							
Zubehörsatz, Feststellbremsbacken							
2.9 S AWD 3.0 AWD 3.0 E-Hybrid AWD	324 250 250 - 340	05/17→ 05/17→ 05/17→				03.0137-9700.2 669700	
4.0 GTS 4.0 Turbo AWD 4.0 Turbo GT AWD 4.0 Turbo S E-Hybrid AWD	338 404 471 500	06/20→ 05/17→ 06/20→ 06/21→					
PORSCHE - CAYENNE (92A) 06/10→							
 Bremsbackensatz, Feststellbremse							
3.0 Diesel	155 - 176	06/10→	➡	→ 12/10		03.0137-3019.2 653019	Ø 210 x 30 - HEB
3.0 S E-Hybrid 3.6 4.8 S →	245 220 294	06/10→ 06/10→ 06/10→	➡	01/11→		03.0137-3019.2 653019	Ø 210 x 30 - HEB










	kw			 	! #		
PORSCHE - CAYENNE (92A) 06/10→							
 Bremsbackensatz, Feststellbremse							
4.8 Turbo	368 - 397	06/10→	➔	→ 12/10		03.0137-3019.2 653019	Ø 210 x 30 - HEB
			➔	01/11→		03.0137-3019.2 653019	Ø 210 x 30 - HEB
3.0 Diesel	180 - 193	06/11→	➔			03.0137-3019.2 653019	Ø 210 x 30 - HEB
3.0 S E-Hybrid	306	10/14→					
3.6 GTS	324	02/15→					
3.6 S	309	10/14→					
4.2 S Diesel	281 - 283	10/12→					
4.8 GTS	309	06/12→					
4.8 Turbo	382	10/14→					
4.8 Turbo S	405 - 419	10/12→					
3.0 Diesel	184	08/14→	➔	10/14→		03.0137-3019.2 653019	Ø 210 x 30 - HEB
Zubehörsatz, Feststellbremsbacken							
3.0 Diesel	155 - 176	06/10→		→ 12/10		03.0137-9288.2 669288	
3.0 S E-Hybrid	245	06/10→	➔	01/11→		03.0137-9354.2 669354	
3.6	220	06/10→					
4.8 S	294	06/10→					
4.8 Turbo	368 - 397	06/10→					
3.0 Diesel	180 - 193	06/11→	➔			03.0137-9354.2 669354	
3.0 S E-Hybrid	306	10/14→					
3.6 GTS	324	02/15→					
3.6 S	309	10/14→					
4.2 S Diesel	281 - 283	10/12→					
4.8 GTS	309	06/12→					
4.8 Turbo	382	10/14→					
4.8 Turbo S	405 - 419	10/12→					
3.0 Diesel	184	08/14→	➔	10/14→		03.0137-9354.2 669354	
PORSCHE - CAYENNE Coupe (9YB) 01/19→							
Zubehörsatz, Feststellbremsbacken							
2.9 S AWD	324	01/19→				03.0137-9700.2 669700	
3.0 AWD	250	01/19→					
3.0 E-Hybrid AWD	250 - 339	01/19→					
4.0 GTS AWD	338	08/20→					
4.0 Turbo AWD	404	01/19→					
4.0 Turbo GT AWD	471	06/21→					
4.0 Turbo S E-Hybrid AWD	500	10/19→					
PORSCHE - CAYMAN (981) 03/13→							
 Bremsbackensatz, Feststellbremse							
2.7	155 - 202	03/13→	➔			03.0137-3054.2 653054	Ø 180 x 25 - HEB
3.8 GT4	283	01/15→					
GTS 3.4	250	02/14→					
S 3.4	239	03/13→					
Zubehörsatz, Feststellbremsbacken							
2.7	155 - 202	03/13→				03.0137-9700.2 669700	
3.8 GT4	283	01/15→					
GTS 3.4	250	02/14→					
S 3.4	239	03/13→					
PORSCHE - CAYMAN (987) 11/05→12/13							
 Bremsbackensatz, Feststellbremse							
2.7	180	07/06→12/09	➔			03.0137-3002.2 653002	Ø 180 x 25 - HEB
S 3.4	217	11/05→12/09					
2.9	155 - 195	02/09→06/13	➔	→ 05/12		03.0137-3055.2 653055	Ø 180 x 25 - HEB
R 3.4	243	11/10→12/12					
S 3	223	08/08→12/12					
4 Sport	223	08/08→12/12					
S 3.4	235	02/09→06/13					




















	kW			 	! #		
PORSCHE - PANAMERA (970) 03/09→12/17							
 Bremsbackensatz, Feststellbremse							
3.0 4S 3.0 D	309 155 - 221	07/13→10/16 08/11→10/16	➔			03.0137-3054.2 653054	Ø 180 x 25 - HEB
3.0 S 3.0 S E-Hybrid	309 245 - 306	07/13→10/16 03/11→10/16					
3.6 3.6 4	220 - 228 220 - 228	05/10→10/16 05/10→10/16					
4.8 4S 4.8 GTS	294 - 302 316 - 324	09/09→07/13 01/12→10/16					
4.8 S 4.8 Turbo	294 368 - 397	09/09→07/13 09/09→10/16					
4.8 Turbo S	404 - 419	05/11→10/16					
PORSCHE - PANAMERA (971) 05/16→							
 Bremsbackensatz, Feststellbremse							
2.9 2.9 4 2.9 4 E-Hybrid	243 243 243 - 340	04/19→ 05/16→ 05/16→	➔	+PR 0J2 / 0J8		03.0137-3054.2 653054	Ø 180 x 25 - HEB
2.9 4S 2.9 4S E-Hybrid	324 324 - 412	05/16→ 08/20→					
3.0 3.0 4	243 243	05/16→ 05/16→					
4.0 GTS 4.0 S 4 Diesel	338 - 353 310	01/18→ 05/16→					
4.0 Turbo 4.0 Turbo S	404 463	05/16→ 08/20→					
4.0 Turbo S E-Hybrid	404 - 515	05/17→					
Zubehörsatz, Feststellbremsbacken							
2.9 2.9 4 2.9 4 E-Hybrid	243 243 243 - 340	04/19→ 05/16→ 05/16→	➔			03.0137-9700.2 669700	
2.9 4S 2.9 4S E-Hybrid	324 324 - 412	05/16→ 08/20→					
3.0 3.0 4	243 243	05/16→ 05/16→					
4.0 GTS 4.0 S 4 Diesel	338 - 353 310	01/18→ 05/16→					
4.0 Turbo 4.0 Turbo S	404 463	05/16→ 08/20→					
4.0 Turbo S E-Hybrid	404 - 515	05/17→					
PORSCHE - PANAMERA Sport Turismo (971) 05/17→							
 Bremsbackensatz, Feststellbremse							
2.9 4 2.9 4 E-Hybrid	243 243 - 340	05/17→ 05/17→	➔	+PR 0J2 / 0J8		03.0137-3054.2 653054	Ø 180 x 25 - HEB
2.9 4S 2.9 4S E-Hybrid	324 324 - 412	05/17→ 08/20→					
3.0 4 4.0 GTS	243 338 - 353	05/17→ 01/18→					
4.0 S 4 Diesel 4.0 Turbo	310 404	05/17→ 05/17→					
4.0 Turbo S 4.0 Turbo S E-Hybrid	463 404 - 515	08/20→ 05/17→					
Zubehörsatz, Feststellbremsbacken							
2.9 4 2.9 4 E-Hybrid	243 243 - 340	05/17→ 05/17→	➔			03.0137-9700.2 669700	
2.9 4S →	324	05/17→					








	kW			 	! #		
PORSCHE - PANAMERA Sport Turismo (971) 05/17→							
Zubehörsatz, Feststellbremsbacken							
2.9 4S E-Hybrid	324 - 412	08/20→	➔			03.0137-9700.2 669700	
3.0 4	243	05/17→					
4.0 GTS	338 - 353	01/18→					
4.0 S 4 Diesel	310	05/17→					
4.0 Turbo	404	05/17→					
4.0 Turbo S	463	08/20→					
4.0 Turbo S E-Hybrid	404 - 515	05/17→					
PORSCHE - TAYCAN (Y1A, Y1B) 05/19→							
Zubehörsatz, Feststellbremsbacken							
4S	390	05/19→				03.0137-9700.2 669700	
4S Performance	420	05/19→					
Electric	300	06/20→					
Turbo	500	05/19→					
Turbo S	560	05/19→					
PORSCHE - TAYCAN Cross Turismo (Y1B) 05/20→							
Zubehörsatz, Feststellbremsbacken							
4	350	05/20→				03.0137-9700.2 669700	
4S	420	05/20→					
Turbo	500	05/20→					
Turbo S	560	05/20→					
PROTON - PERSONA 300 (C9_M) 03/96→07/04							
 Radbremsszylinder							
313i	55	03/96→01/00	➔		2	24.3219-1752.3 020505	GG
315 GLi/GLSi	66	03/96→07/00					
315 GLSi	64	09/96→07/00					
Zubehörsatz, Bremsbacken							
313i	55	03/96→01/00	➔			03.0137-9107.2 669107	
315 GLi/GLSi	66	03/96→07/00					
315 GLSi	64	09/96→07/00					
PROTON - PERSONA 400 (C9_S) 01/94→02/08							
 Radbremsszylinder							
413	55	01/94→06/03	➔	→ 07/00	2	24.3219-1752.3 020505	GG
415 GLi/GLSi	66	01/94→07/00	➔		2	24.3219-1752.3 020505	GG
420 TD	60	09/96→07/00					
420 GLS D	48	05/96→04/99	➔	09/96→	2	24.3219-1752.3 020505	GG
Zubehörsatz, Bremsbacken							
413	55	01/94→06/03	➔	→ 07/00		03.0137-9107.2 669107	
415 GLi/GLSi	66	01/94→07/00	➔			03.0137-9107.2 669107	
420 TD	60	09/96→07/00					
420 GLS D	48	05/96→04/99	➔	09/96→		03.0137-9107.2 669107	
PROTON - PERSONA 400 Schrägheck (C9_C, C9_S) 01/94→02/08							
 Radbremsszylinder							
413 GLSi	55	01/94→01/00	➔		2	24.3219-1752.3 020505	GG
415 GLi/GLSi	66	01/94→07/00					
420 D	60	09/96→07/00					
420 GLS D	48	05/96→04/99	➔	09/96→	2	24.3219-1752.3 020505	GG
Zubehörsatz, Bremsbacken							
413 GLSi	55	01/94→01/00	➔			03.0137-9107.2 669107	
415 GLi/GLSi	66	01/94→07/00					
420 D	60	09/96→07/00					
420 GLS D	48	05/96→04/99	➔	09/96→		03.0137-9107.2 669107	
PROTON - WIRA 05/93→							
 Radbremsszylinder							
1.3	55	08/00→	➔	→ 09/05	2	24.3219-1752.3 020505	GG
1.5	64	08/00→					
PROTON - WIRA Hatchback (C9_L) 01/94→06/07							
 Radbremsszylinder							
1.3	55	08/00→06/07	➔	→ 09/05	2	24.3219-1752.3 020505	GG
1.5	64	08/00→06/07					










	kw					! #		
RENAULT - 19 II (B/C53_) 01/91→06/01								
 Radbremszylinder								
1.4	57	05/93→12/98	➔	09/94→ 12/95; - ABS; 		24.3220-1615.3 020242	TRW GG	
						24.3220-1617.3 020244	BDX GG	
			➔	09/94→ 12/95; - ABS; 		24.3220-1616.3 020243	TRW GG	
						24.3220-1618.3 020245	BDX GG	
			➔	→ 12/95; - ABS; 		24.3220-1617.3 020244	BDX GG	
			➔	→ 12/95; - ABS; 		24.3220-1618.3 020245	BDX GG	
Zubehörsatz, Bremsbacken								
1.4	57	05/93→12/98	➔	09/94→ 12/95; - ABS		03.0137-9056.2 669056	TRW	
						03.0137-9086.2 669086	BDX	
 Bremstrommel								
1.4	57	05/93→12/98	➔	→ 12/95; - ABS		24.0218-0032.1 480118	Ø 208 x 53,5 / 181 - RLG	
						24.0218-0732.2 480207	Ø 208 x 53,5 / 181 + RLG	
 Bremsbackensatz								
1.4	57	05/93→12/98	➔	09/94→ 12/95; - ABS		03.0137-0201.2 650201	TRW Ø 180 x 41 + HEB	
						03.0137-0209.2 650209	BDX Ø 180 x 42	
						03.0520-2020.3 692020	BDX Ø 180 x 42 + RZ / + Zub TopKit	
						03.0520-2920.3 692920	TRW Ø 180 x 41 + RZ / + Zub TopKit	
						03.0525-0027.3 EQ0027	TRW Ø 180 x 41 - RZ / + Zub Easy Quick	
 Seilzug, Feststellbremse								
1.4	57	05/93→12/98		→ 12/95; - ABS; Trommelbremse; 	2	24.3727-1012.2 581012	L= 1.564	
RENAULT - 19 II Cabriolet (D53_, 853_) 04/92→06/01								
 Seilzug, Feststellbremse								
1.8	86	01/95→06/01		→ 03/95; Scheibenbremse; 	2	24.3727-1011.2 581011	L= 1.564	
RENAULT - ALASKAN 10/16→								
 Bremsbackensatz								
2.3 dCi 163 4x4	120	09/17→	➔			03.0137-0519.2 650519	Ø 294 x 56 - HEB	
2.3 dCi 190 4x4	140	09/17→						
RENAULT - ARKANA I (LCM_) 08/19→								
 Radbremszylinder								
1.3 TCe 150	110	08/19→	➔		2	24.3222-1729.3 020526	ALU	
1.6	84	08/19→						
 Bremsbackensatz								
1.3 TCe 150	110	08/19→	➔			03.0137-0496.2 650496	BDX Ø 228 x 42 + HEB	
1.6	84	08/19→						
1.3 TCe 150 4x4	110	08/19→	➔			03.0137-0507.2 650507	Ø 228 x 42 + HEB	
1.6 4x4	84	08/19→						
RENAULT - CAPTUR I (J5_, H5_) 06/13→								
 Radbremszylinder								
0.9 TCe 90	66	06/13→	➔	→ 08/14	2	24.3219-1761.3 020536	ALU	
			➔	09/14→	2	24.3222-1729.3 020526	ALU	
1.2 T	83 -	06/13→	➔		2	24.3222-1729.3 020526	ALU	
	85							
1.2 TCe	97	02/18→						
1.2 TCe 120	87 -	06/13→						
	88							
1.3 TCe 130	96	03/18→						
1.3 TCe 150	110	03/18→						
1.5 dCi	63	06/13→						
1.5 dCi 110	81	01/15→						
1.5 dCi 90	66	06/13→						
1.6	84	02/18→						
Zubehörsatz, Bremsbacken								
0.9 TCe 90	66	06/13→	➔			03.0137-9228.2 669228	BDX	
1.2 T	83 -	06/13→						
	85							
→								












































































	kw			 	! #		
RENAULT - CAPTUR I (J5_, H5_) 06/13→							
Zubehörsatz, Bremsbacken							
1.2 TCe 1.2 TCe 120	97 87 - 88	02/18→ 06/13→	➔			03.0137-9228.2 669228	BDX
1.3 TCe 130 1.3 TCe 150	96 110	03/18→ 03/18→					
1.5 dCi 1.5 dCi 110 1.5 dCi 90 1.6	63 81 66 84	06/13→ 01/15→ 06/13→ 02/18→					
 Bremsbackensatz							
0.9 TCe 90	66	06/13→	➔			03.0137-0496.2 650496	BDX Ø 228 x 42 + HEB
			➔	09/14→		03.0520-7222.3 697222	Ø 228 x 42 + RZ / + Zub TopKit
			➔	→ 08/14		03.0520-7919.3 697919	Ø 228 x 42 + RZ / + Zub TopKit
1.2 T 1.2 TCe 1.2 TCe 120	83 - 85 97 87 - 88	06/13→ 02/18→ 06/13→	➔			03.0137-0496.2 650496 03.0520-7222.3 697222	BDX Ø 228 x 42 + HEB Ø 228 x 42 + RZ / + Zub TopKit
1.3 TCe 130 1.3 TCe 150	96 110	03/18→ 03/18→					
1.5 dCi 1.5 dCi 110 1.5 dCi 90 1.6	63 81 66 84	06/13→ 01/15→ 06/13→ 02/18→					
RENAULT - CLIO I (B/C57_, 5/357_) 05/90→08/99							
 Radbremszylinder							
1.1	34	01/91→09/98	➔	→ 03/91; ☐		24.3220-1623.3 020353 24.3220-1713.3 020410	BDX GG GG
			➔	04/91→; ☐		24.3220-1623.3 020353 24.3220-1713.3 020410	BDX GG GG
			➔	→ 03/91; ☐		24.3220-1624.3 020354 24.3220-1714.3 020411	BDX GG GG
			➔	04/91→; ☐		24.3220-1624.3 020354 24.3220-1714.3 020411	BDX GG GG
1.2 1.9 D	40 40	01/96→09/98 01/97→09/98	➔	- ABS; ☐		24.3220-1623.3 020353 24.3220-1713.3 020410	BDX GG GG
			➔	- ABS; ☐		24.3220-1624.3 020354 24.3220-1714.3 020411	BDX GG GG
1.2	43	01/96→09/98	➔	→ 04/96; ☐		24.3220-1623.3 020353 24.3220-1713.3 020410	BDX GG GG
			➔	- ABS; ☐		24.3220-1623.3 020353 24.3220-1713.3 020410	BDX GG GG
			➔	05/96→; ☐		24.3220-1623.3 020353 24.3220-1713.3 020410	BDX GG GG
			➔	- ABS; ☐		24.3220-1624.3 020354 24.3220-1714.3 020411	BDX GG GG
			➔	05/96→; ☐		24.3220-1624.3 020354 24.3220-1714.3 020411	BDX GG GG
			➔	→ 04/96; ☐		24.3220-1624.3 020354 24.3220-1714.3 020411	BDX GG GG
1.2	43	05/90→09/98	➔	→ 03/91; - ABS; ☐		24.3220-1623.3 020353 24.3220-1713.3 020410	BDX GG GG
			➔	04/91→; - ABS; ☐		24.3220-1623.3 020353 24.3220-1713.3 020410	BDX GG GG
			➔	01/94→ 04/96; ☐		24.3220-1623.3 020353	BDX GG
			➔	04/91→; - ABS; ☐		24.3220-1624.3 020354 24.3220-1714.3 020411	BDX GG GG
			➔	01/94→ 04/96; ☐		24.3220-1624.3 020354	BDX GG
			➔	→ 03/91; - ABS; ☐		24.3220-1624.3 020354 24.3220-1714.3 020411	BDX GG GG
1.4	57	05/90→02/98	➔	04/91→ 04/96; - ABS; ☐		24.3220-1623.3 020353 24.3220-1713.3 020410	BDX GG GG
			➔	01/91→ 03/91; - ABS; ☐		24.3220-1623.3 020353 24.3220-1713.3 020410	BDX GG GG
→							

	kw			 	! #		
RENAULT - CLIO I (B/C57_, 5/357_) 05/90→08/99							
 Radbremsszylinder							
1.4	57	05/90→02/98	➔	05/96→; - ABS; <input type="checkbox"/>	24.3220-1623.3 020353	BDX GG	
					24.3220-1713.3 020410	GG	
			➔	01/91→ 03/91; - ABS; <input type="checkbox"/>	24.3220-1624.3 020354	BDX GG	
					24.3220-1714.3 020411	GG	
1.4	55 - 59	01/91→09/98	➔	05/96→; - ABS; <input type="checkbox"/>	24.3220-1623.3 020353	BDX GG	
					24.3220-1713.3 020410	GG	
			➔	04/91→ 04/96; - ABS; <input type="checkbox"/>	24.3220-1623.3 020353	BDX GG	
					24.3220-1713.3 020410	GG	
1.4	55 - 59	01/91→09/98	➔	→ 03/91; - ABS; <input type="checkbox"/>	24.3220-1623.3 020353	BDX GG	
					24.3220-1713.3 020410	GG	
			➔	04/91→ 04/96; - ABS; <input type="checkbox"/>	24.3220-1624.3 020354	BDX GG	
					24.3220-1714.3 020411	GG	
1.4	55 - 59	01/91→09/98	➔	→ 03/91; - ABS; <input type="checkbox"/>	24.3220-1624.3 020354	BDX GG	
					24.3220-1714.3 020411	GG	
			➔	05/96→; - ABS; <input type="checkbox"/>	24.3220-1624.3 020354	BDX GG	
					24.3220-1714.3 020411	GG	
1.8	70	01/91→09/98	➔	08/94→ 04/96; - ABS; <input type="checkbox"/>	24.3220-1623.3 020353	BDX GG	
					24.3220-1713.3 020410	GG	
			➔	10/94→ 04/96; - ABS; <input type="checkbox"/>	24.3220-1623.3 020353	BDX GG	
					24.3220-1713.3 020410	GG	
			➔	09/96→; - ABS; <input type="checkbox"/>	24.3220-1623.3 020353	BDX GG	
					24.3220-1713.3 020410	GG	
1.8	70	01/91→09/98	➔	08/94→ 04/96; - ABS; <input type="checkbox"/>	24.3220-1624.3 020354	BDX GG	
					24.3220-1714.3 020411	GG	
			➔	10/94→ 04/96; - ABS; <input type="checkbox"/>	24.3220-1624.3 020354	BDX GG	
					24.3220-1714.3 020411	GG	
			➔	09/96→; - ABS; <input type="checkbox"/>	24.3220-1624.3 020354	BDX GG	
					24.3220-1714.3 020411	GG	
1.8	66	08/94→09/98	➔	05/96→; - ABS; <input type="checkbox"/>	24.3220-1623.3 020353	BDX GG	
					24.3220-1713.3 020410	GG	
			➔	→ 04/96; <input type="checkbox"/>	24.3220-1623.3 020353	BDX GG	
					24.3220-1713.3 020410	GG	
1.8	66	08/94→09/98	➔	05/96→; - ABS; <input type="checkbox"/>	24.3220-1624.3 020354	BDX GG	
					24.3220-1714.3 020411	GG	
			➔	→ 04/96; <input type="checkbox"/>	24.3220-1624.3 020354	BDX GG	
					24.3220-1714.3 020411	GG	
1.8	65	01/91→09/98	➔	05/96→; - ABS; <input type="checkbox"/>	24.3220-1623.3 020353	BDX GG	
					24.3220-1713.3 020410	GG	
			➔	04/91→ 04/96; - ABS; <input type="checkbox"/>	24.3220-1623.3 020353	BDX GG	
					24.3220-1713.3 020410	GG	
			➔	→ 03/91; - ABS; <input type="checkbox"/>	24.3220-1623.3 020353	BDX GG	
					24.3220-1713.3 020410	GG	
			➔	→ 11/96; - ABS; <input type="checkbox"/>	24.3220-1623.3 020353	BDX GG	
					24.3220-1713.3 020410	GG	
1.8	65	01/91→09/98	➔	04/91→ 04/96; - ABS; <input type="checkbox"/>	24.3220-1624.3 020354	BDX GG	
					24.3220-1714.3 020411	GG	
			➔	05/96→; - ABS; <input type="checkbox"/>	24.3220-1624.3 020354	BDX GG	
					24.3220-1714.3 020411	GG	
			➔	→ 11/96; - ABS; <input type="checkbox"/>	24.3220-1624.3 020354	BDX GG	
					24.3220-1714.3 020411	GG	
			➔	→ 03/91; - ABS; <input type="checkbox"/>	24.3220-1624.3 020354	BDX GG	
					24.3220-1714.3 020411	GG	
1.9 D	47	01/91→09/98	➔	05/96→; - ABS; <input type="checkbox"/>	24.3220-1623.3 020353	BDX GG	
					24.3220-1713.3 020410	GG	
			➔	04/91→ 04/96; - ABS; <input type="checkbox"/>	24.3220-1623.3 020353	BDX GG	
1.9 D	47	01/91→09/98			24.3220-1713.3 020410	GG	
			➔	→ 03/91; - ABS; <input type="checkbox"/>	24.3220-1623.3 020353	BDX GG	
					24.3220-1713.3 020410	GG	
→							












	kw			 	! #		
RENAULT - CLIO I (B/C57_, 5/357_) 05/90→08/99							
 Radbremszylinder							
1.9 D	47	01/91→09/98	➔	07/92→ 04/96; - ABS; <input type="checkbox"/>	24.3220-1623.3	020353	BDX GG
					24.3220-1713.3	020410	GG
			➔	07/92→ 04/96; - ABS; <input type="checkbox"/>	24.3220-1624.3	020354	BDX GG
					24.3220-1714.3	020411	GG
			➔	→ 03/91; - ABS; <input type="checkbox"/>	24.3220-1624.3	020354	BDX GG
					24.3220-1714.3	020411	GG
			➔	05/96→; - ABS; <input type="checkbox"/>	24.3220-1624.3	020354	BDX GG
					24.3220-1624.3	020354	BDX GG
				24.3220-1714.3	020411	GG	
				24.3220-1713.3	020410	GG	
Electric	21	05/96→02/98	➔	<input type="checkbox"/>	24.3220-1623.3	020353	BDX GG
					24.3220-1713.3	020410	GG
			➔	<input type="checkbox"/>	24.3220-1624.3	020354	BDX GG
					24.3220-1714.3	020411	GG
Zubehörsatz, Bremsbacken							
1.1	34	01/91→09/98	➔		03.0137-9056.2	669056	TRW
1.8	66	08/94→09/98			03.0137-9086.2	669086	BDX
1.2	40	01/96→09/98	➔	- ABS	03.0137-9056.2	669056	TRW
1.4	55 - 59	01/91→09/98			03.0137-9086.2	669086	BDX
1.8	65	01/91→09/98					
1.9 D	40 - 48	01/91→09/98					
1.2	43	01/96→09/98	➔		03.0137-9056.2	669056	TRW
					03.0137-9086.2	669086	BDX
			➔	- ABS	03.0137-9056.2	669056	TRW
					03.0137-9086.2	669086	BDX
1.2	43	05/90→09/98	➔	- ABS	03.0137-9056.2	669056	TRW
					03.0137-9086.2	669086	BDX
			➔	01/94→ 04/96	03.0137-9056.2	669056	TRW
					03.0137-9086.2	669086	BDX
1.4	57	05/90→02/98	➔	01/91→; - ABS	03.0137-9056.2	669056	TRW
					03.0137-9086.2	669086	BDX
1.8	70	01/91→09/98	➔	08/94→; - ABS	03.0137-9056.2	669056	TRW
					03.0137-9086.2	669086	BDX
			➔	10/94→ 04/96; - ABS	03.0137-9056.2	669056	TRW
					03.0137-9086.2	669086	BDX
			➔	10/94→ 04/96	03.0137-9056.2	669056	TRW
				03.0137-9086.2	669086	BDX	
			➔	10/94→; - ABS	03.0137-9056.2	669056	TRW
					03.0137-9086.2	669086	BDX
 Bremstrommel							
1.1	34	01/91→09/98	➔		24.0218-0032.1	480118	Ø 208 x 53,5 / 181 - RLG
1.8	66	08/94→09/98			24.0218-0732.2	480207	Ø 208 x 53,5 / 181 + RLG
1.2	40	01/96→09/98	➔	- ABS	24.0218-0032.1	480118	Ø 208 x 53,5 / 181 - RLG
1.4	55 - 59	01/91→09/98			24.0218-0732.2	480207	Ø 208 x 53,5 / 181 + RLG
1.8	65	01/91→09/98					
1.9 D	40 - 48	01/91→09/98					
1.2	43	01/96→09/98	➔		24.0218-0032.1	480118	Ø 208 x 53,5 / 181 - RLG
					24.0218-0732.2	480207	Ø 208 x 53,5 / 181 + RLG
			➔	- ABS	24.0218-0032.1	480118	Ø 208 x 53,5 / 181 - RLG
					24.0218-0732.2	480207	Ø 208 x 53,5 / 181 + RLG
1.2	43	05/90→09/98	➔	- ABS	24.0218-0032.1	480118	Ø 208 x 53,5 / 181 - RLG
					24.0218-0732.2	480207	Ø 208 x 53,5 / 181 + RLG
			➔	01/94→ 04/96	24.0218-0032.1	480118	Ø 208 x 53,5 / 181 - RLG
					24.0218-0732.2	480207	Ø 208 x 53,5 / 181 + RLG
1.4	57	05/90→02/98	➔	01/91→; - ABS	24.0218-0032.1	480118	Ø 208 x 53,5 / 181 - RLG
					24.0218-0732.2	480207	Ø 208 x 53,5 / 181 + RLG
1.8 →	70	01/91→09/98	➔	08/94→; - ABS	24.0218-0032.1	480118	Ø 208 x 53,5 / 181 - RLG

	kw					! #		
RENAULT - CLIO I (B/C57_, 5/357_) 05/90→08/99								
Bremstrommel								
1.8	70	01/91→09/98	➔	08/94→; - ABS		24.0218-0732.2	480207	Ø 208 x 53,5 / 181 + RLG
			➔	10/94→ 04/96; - ABS		24.0218-0032.1	480118	Ø 208 x 53,5 / 181 - RLG
						24.0218-0732.2	480207	Ø 208 x 53,5 / 181 + RLG
			➔	10/94→ 04/96		24.0218-0032.1	480118	Ø 208 x 53,5 / 181 - RLG
						24.0218-0732.2	480207	Ø 208 x 53,5 / 181 + RLG
			➔	10/94→; - ABS		24.0218-0032.1	480118	Ø 208 x 53,5 / 181 - RLG
						24.0218-0732.2	480207	Ø 208 x 53,5 / 181 + RLG
Bremsbackensatz								
1.1 1.8	34 66	01/91→09/98 08/94→09/98	➔			03.0137-0201.2	650201	TRW Ø 180 x 41 + HEB
						03.0137-0209.2	650209	BDX Ø 180 x 42
						03.0420-1020.3	681020	BDX Ø 180 x 42 + RZ / + Zub Kit
						03.0520-1020.3	691020	BDX Ø 180 x 42 + RZ / + Zub TopKit
						03.0520-6320.3	696320	TRW Ø 180 x 41 + RZ / + Zub TopKit
						03.0525-0027.3	EQ0027	TRW Ø 180 x 41 - RZ / + Zub Easy Quick
1.2 1.4 1.8	40 55 - 59 65	01/96→09/98 01/91→09/98 01/91→09/98	➔	- ABS		03.0137-0201.2	650201	TRW Ø 180 x 41 + HEB
						03.0137-0209.2	650209	BDX Ø 180 x 42
						03.0420-1020.3	681020	BDX Ø 180 x 42 + RZ / + Zub Kit
						03.0520-1020.3	691020	BDX Ø 180 x 42 + RZ / + Zub TopKit
						03.0520-6320.3	696320	TRW Ø 180 x 41 + RZ / + Zub TopKit
						03.0525-0027.3	EQ0027	TRW Ø 180 x 41 - RZ / + Zub Easy Quick
1.2	43	01/96→09/98	➔			03.0137-0201.2	650201	TRW Ø 180 x 41 + HEB
						03.0137-0209.2	650209	BDX Ø 180 x 42
						03.0420-1020.3	681020	BDX Ø 180 x 42 + RZ / + Zub Kit
						03.0520-1020.3	691020	BDX Ø 180 x 42 + RZ / + Zub TopKit
						03.0520-6320.3	696320	TRW Ø 180 x 41 + RZ / + Zub TopKit
						03.0525-0027.3	EQ0027	TRW Ø 180 x 41 - RZ / + Zub Easy Quick
			➔	- ABS		03.0137-0201.2	650201	TRW Ø 180 x 41 + HEB
						03.0137-0209.2	650209	BDX Ø 180 x 42
						03.0420-1020.3	681020	BDX Ø 180 x 42 + RZ / + Zub Kit
						03.0520-1020.3	691020	BDX Ø 180 x 42 + RZ / + Zub TopKit
						03.0520-6320.3	696320	TRW Ø 180 x 41 + RZ / + Zub TopKit
						03.0525-0027.3	EQ0027	TRW Ø 180 x 41 - RZ / + Zub Easy Quick
1.2	43	05/90→09/98	➔	- ABS		03.0137-0201.2	650201	TRW Ø 180 x 41 + HEB
						03.0137-0209.2	650209	BDX Ø 180 x 42
			➔	01/94→ 04/96		03.0137-0201.2	650201	TRW Ø 180 x 41 + HEB
						03.0137-0209.2	650209	BDX Ø 180 x 42
						03.0420-1020.3	681020	BDX Ø 180 x 42 + RZ / + Zub Kit
						03.0520-1020.3	691020	BDX Ø 180 x 42 + RZ / + Zub TopKit
						03.0520-6320.3	696320	TRW Ø 180 x 41 + RZ / + Zub TopKit
						03.0525-0027.3	EQ0027	TRW Ø 180 x 41 - RZ / + Zub Easy Quick
			➔	01/91→; - ABS		03.0420-1020.3	681020	BDX Ø 180 x 42 + RZ / + Zub Kit
						03.0520-1020.3	691020	BDX Ø 180 x 42 + RZ / + Zub TopKit
						03.0520-6320.3	696320	TRW Ø 180 x 41 + RZ / + Zub TopKit
						03.0525-0027.3	EQ0027	TRW Ø 180 x 41 - RZ / + Zub Easy Quick
1.4 →	57	05/90→02/98	➔	01/91→; - ABS		03.0137-0201.2	650201	TRW Ø 180 x 41 + HEB
						03.0137-0209.2	650209	BDX Ø 180 x 42
						03.0420-1020.3	681020	BDX Ø 180 x 42 + RZ / + Zub Kit










	kw					! #		
RENAULT - CLIO I (B/C57_, 5/357_) 05/90→08/99								
 Bremsbackensatz								
1.4	57	05/90→02/98	➔	01/91→; - ABS			03.0520-1020.3 691020 03.0520-6320.3 696320 03.0525-0027.3 EQ0027	BDX Ø 180 x 42 + RZ / + Zub TopKit TRW Ø 180 x 41 + RZ / + Zub TopKit TRW Ø 180 x 41 - RZ / + Zub Easy Quick
1.8	70	01/91→09/98	➔	08/94→; - ABS			03.0137-0201.2 650201 03.0137-0209.2 650209	TRW Ø 180 x 41 + HEB BDX Ø 180 x 42
				10/94→ 04/96; - ABS			03.0137-0201.2 650201 03.0137-0209.2 650209 03.0420-1020.3 681020 03.0520-1020.3 691020 03.0520-6320.3 696320 03.0525-0027.3 EQ0027	TRW Ø 180 x 41 + HEB BDX Ø 180 x 42 BDX Ø 180 x 42 + RZ / + Zub Kit BDX Ø 180 x 42 + RZ / + Zub TopKit TRW Ø 180 x 41 + RZ / + Zub TopKit TRW Ø 180 x 41 - RZ / + Zub Easy Quick
				10/94→ 04/96			03.0137-0201.2 650201 03.0137-0209.2 650209	TRW Ø 180 x 41 + HEB BDX Ø 180 x 42
				10/94→; - ABS			03.0137-0201.2 650201 03.0137-0209.2 650209 03.0420-1020.3 681020 03.0520-1020.3 691020 03.0520-6320.3 696320 03.0525-0027.3 EQ0027	TRW Ø 180 x 41 + HEB BDX Ø 180 x 42 BDX Ø 180 x 42 + RZ / + Zub Kit BDX Ø 180 x 42 + RZ / + Zub TopKit TRW Ø 180 x 41 + RZ / + Zub TopKit TRW Ø 180 x 41 - RZ / + Zub Easy Quick
				08/94→ 04/96; - ABS			03.0420-1020.3 681020 03.0520-1020.3 691020 03.0520-6320.3 696320 03.0525-0027.3 EQ0027	BDX Ø 180 x 42 + RZ / + Zub Kit BDX Ø 180 x 42 + RZ / + Zub TopKit TRW Ø 180 x 41 + RZ / + Zub TopKit TRW Ø 180 x 41 - RZ / + Zub Easy Quick
1.9 D	40 - 48	05/96→09/98	➔	- ABS			03.0137-0201.2 650201 03.0137-0209.2 650209	TRW Ø 180 x 41 + HEB BDX Ø 180 x 42
1.9 D	47	01/91→09/98	➔	- ABS			03.0137-0201.2 650201 03.0137-0209.2 650209 03.0420-1020.3 681020 03.0520-1020.3 691020 03.0520-6320.3 696320 03.0525-0027.3 EQ0027	TRW Ø 180 x 41 + HEB BDX Ø 180 x 42 BDX Ø 180 x 42 + RZ / + Zub Kit BDX Ø 180 x 42 + RZ / + Zub TopKit TRW Ø 180 x 41 + RZ / + Zub TopKit TRW Ø 180 x 41 - RZ / + Zub Easy Quick
				07/92→; - ABS			03.0420-1020.3 681020 03.0520-1020.3 691020 03.0520-6320.3 696320 03.0525-0027.3 EQ0027	BDX Ø 180 x 42 + RZ / + Zub Kit BDX Ø 180 x 42 + RZ / + Zub TopKit TRW Ø 180 x 41 + RZ / + Zub TopKit TRW Ø 180 x 41 - RZ / + Zub Easy Quick
Electric	21	05/96→02/98	➔				03.0137-0271.2 650271	TRW Ø 229 x 42 + HEB
 Seilzug, Feststellbremse								
1.1 1.9 D Electric	34 40 21	01/91→09/98 01/97→09/98 05/96→02/98		Trommelbremse; ⚡	2	24.3727-1008.2 581008		L= 1.430
1.2	40 - 43	01/96→09/98		Trommelbremse; ⚡	2	24.3727-1008.2 581008		L= 1.430
1.4	55 - 59	01/91→09/98		Scheibenbremse; ⚡	2	24.3727-1009.2 581009		L= 1.480
1.2	43	05/90→09/98		Trommelbremse; ⚡	2	24.3727-1008.2 581008		L= 1.430
				10/94→; Trommelbremse; ⚡	2	24.3727-1008.2 581008		L= 1.430
				Scheibenbremse; ⚡	2	24.3727-1009.2 581009		L= 1.480
				01/94→ 04/96; Scheibenbremse; ⚡	2	24.3727-1009.2 581009		L= 1.480
				10/94→; Scheibenbremse; ⚡	2	24.3727-1009.2 581009		L= 1.480
→								








	kw			 	! #		
RENAULT - CLIO I (B/C57_, 5/357_) 05/90→08/99							
 Seilzug, Feststellbremse							
1.4	57	05/90→02/98		01/91→; Trommelbremse; 	2	24.3727-1008.2 581008	L= 1.430
				01/91→; Scheibenbremse; 	2	24.3727-1009.2 581009	L= 1.480
1.8	70	01/91→09/98		10/94→; Scheibenbremse; 	2	24.3727-1009.2 581009	L= 1.480
				08/94→; Scheibenbremse; 	2	24.3727-1009.2 581009	L= 1.480
				10/94→ 04/96; Scheibenbremse; 	2	24.3727-1009.2 581009	L= 1.480
				09/96→; Scheibenbremse; 	2	24.3727-1009.2 581009	L= 1.480
1.8 1.8 Rsi Williams	66 79 108	08/94→09/98 08/95→09/98 01/94→09/98		Scheibenbremse; 	2	24.3727-1009.2 581009	L= 1.480
1.8	65	01/91→09/98		- ABS; Trommelbremse; 	2	24.3727-1008.2 581008	L= 1.430
				+ ABS; Scheibenbremse; 	2	24.3727-1009.2 581009	L= 1.480
1.9 D	47 - 48	01/91→09/98		01/97→; Trommelbremse; 	2	24.3727-1008.2 581008	L= 1.430
RENAULT - CLIO I Kasten/Schrägheck (S57_) 01/91→09/98							
 Radbremszylinder							
1.1	34	01/91→09/98		→ 03/91; 		24.3220-1623.3 020353 24.3220-1714.3 020411	BDX GG GG
				04/91→; 		24.3220-1623.3 020353 24.3220-1713.3 020410	BDX GG GG
				→ 03/91; 		24.3220-1624.3 020354 24.3220-1713.3 020410	BDX GG GG
				04/91→; 		24.3220-1624.3 020354 24.3220-1714.3 020411	BDX GG GG
1.2	40 - 44	01/91→09/98		04/91→; - ABS; 		24.3220-1623.3 020353 24.3220-1713.3 020410	BDX GG GG
				→ 03/91; - ABS; 		24.3220-1623.3 020353 24.3220-1714.3 020411	BDX GG GG
				04/91→; - ABS; 		24.3220-1624.3 020354 24.3220-1714.3 020411	BDX GG GG
				→ 03/91; - ABS; 		24.3220-1624.3 020354 24.3220-1713.3 020410	BDX GG GG
1.2	40	06/94→02/98		- ABS; 		24.3220-1623.3 020353 24.3220-1713.3 020410	BDX GG GG
				- ABS; 		24.3220-1624.3 020354 24.3220-1714.3 020411	BDX GG GG
1.9 D	48	01/91→09/98		05/96→; - ABS; 		24.3220-1623.3 020353	BDX GG
				04/91→ 04/96; - ABS; 		24.3220-1623.3 020353 24.3220-1713.3 020410	BDX GG GG
				→ 03/91; - ABS; 		24.3220-1623.3 020353 24.3220-1714.3 020411	BDX GG GG
				04/91→ 04/96; - ABS; 		24.3220-1624.3 020354 24.3220-1714.3 020411	BDX GG GG
				→ 03/91; - ABS; 		24.3220-1624.3 020354 24.3220-1713.3 020410	BDX GG GG
				05/96→; - ABS; 		24.3220-1624.3 020354	BDX GG
				09/96→ 11/96; - ABS; 		24.3220-1713.3 020410	GG
				12/96→; - ABS; 		24.3220-1713.3 020410	GG
				09/96→ 11/96; - ABS; 		24.3220-1714.3 020411	GG
				12/96→; - ABS; 		24.3220-1714.3 020411	GG
1.9 RND	40	04/96→02/98		05/96→; - ABS; 		24.3220-1623.3 020353	BDX GG
				→ 04/96; - ABS; 		24.3220-1623.3 020353 24.3220-1713.3 020410	BDX GG GG
				05/96→; - ABS; 		24.3220-1624.3 020354	BDX GG
				→ 04/96; - ABS; 		24.3220-1624.3 020354 24.3220-1714.3 020411	BDX GG GG
				09/96→ 11/96; - ABS; 		24.3220-1713.3 020410	GG
				12/96→; - ABS; 		24.3220-1713.3 020410	GG
				09/96→ 11/96; - ABS; 		24.3220-1714.3 020411	GG
				12/96→; - ABS; 		24.3220-1714.3 020411	GG

















	kw					! #		
RENAULT - CLIO I Kasten/Schrägheck (S57_) 01/91→09/98								
Zubehörsatz, Bremsbacken								
1.1	34	01/91→09/98	➔				03.0137-9056.2 669056 03.0137-9086.2 669086	TRW BDX
1.2	40 - 44	01/91→09/98	➔	- ABS			03.0137-9056.2 669056 03.0137-9086.2 669086	TRW BDX
1.9 D	48	01/91→09/98						
1.9 RND	40	04/96→02/98						
 Bremstrommel								
1.1	34	01/91→09/98	➔				24.0218-0032.1 480118 24.0218-0732.2 480207	Ø 208 x 53,5 / 181 - RLG Ø 208 x 53,5 / 181 + RLG
1.2	40 - 44	01/91→09/98	➔	- ABS			24.0218-0032.1 480118 24.0218-0732.2 480207	Ø 208 x 53,5 / 181 - RLG Ø 208 x 53,5 / 181 + RLG
1.9 D	48	01/91→09/98						
1.9 RND	40	04/96→02/98						
 Bremsbackensatz								
1.1	34	01/91→09/98	➔				03.0137-0201.2 650201 03.0137-0209.2 650209 03.0420-1020.3 681020 03.0520-1020.3 691020 03.0520-6320.3 696320 03.0525-0027.3 EQ0027	TRW Ø 180 x 41 + HEB BDX Ø 180 x 42 BDX Ø 180 x 42 + RZ / + Zub Kit BDX Ø 180 x 42 + RZ / + Zub TopKit TRW Ø 180 x 41 + RZ / + Zub TopKit TRW Ø 180 x 41 - RZ / + Zub Easy Quick
1.2	40 - 44	01/91→09/98	➔	- ABS			03.0137-0201.2 650201 03.0137-0209.2 650209 03.0420-1020.3 681020 03.0520-1020.3 691020 03.0520-6320.3 696320 03.0525-0027.3 EQ0027	TRW Ø 180 x 41 + HEB BDX Ø 180 x 42 BDX Ø 180 x 42 + RZ / + Zub Kit BDX Ø 180 x 42 + RZ / + Zub TopKit TRW Ø 180 x 41 + RZ / + Zub TopKit TRW Ø 180 x 41 - RZ / + Zub Easy Quick
1.9 D	48	01/91→09/98						
1.9 RND	40	04/96→02/98						
 Seilzug, Feststellbremse								
1.1	34	01/91→09/98		Trommelbremse; ↓	2	24.3727-1008.2 581008		L= 1.430
1.2	40 - 44	01/91→09/98						
1.9 D	48	01/91→09/98						
1.9 RND	40	04/96→02/98						
RENAULT - CLIO II (BB_, CB_) 03/98→12/16								
 Radbremszylinder								
1.0	40	02/00→05/01	➔	+ ABS	2	24.3217-1710.3 020420 24.3217-1711.3 020449	TRW GG BOS ALU	
1.2 LPG	44	03/99→05/01	➔	- ABS	2	24.3219-1722.3 020426	BDX GG	
1.2	43	09/98→02/10	➔	→ 10/07; + ABS	2	24.3217-1710.3 020420	TRW GG	
1.2 LPG	43	09/98→06/09	➔	+ ABS	2	24.3217-1711.3 020449	BOS ALU	
			➔	11/07→; + ABS	2	24.3217-1727.3 020524	ALU	
			➔	- ABS	2	24.3219-1722.3 020426	BDX GG	
1.2 16V	55	06/01→08/16	➔	→ 10/07; + ABS	2	24.3217-1710.3 020420	TRW GG	
			➔	→ 12/12; + ABS	2	24.3217-1711.3 020449	BOS ALU	
			➔	11/07→ 12/12; + ABS	2	24.3217-1727.3 020524	ALU	
			➔	→ 12/12; - ABS	2	24.3219-1722.3 020426	BDX GG	
1.4	55	09/98→05/05	➔	+ ABS; Schaltgetriebe	2	24.3217-1710.3 020420 24.3217-1711.3 020449	TRW GG BOS ALU	
			➔	+ ABS; Automatikgetriebe	2	24.3217-1710.3 020420 24.3217-1711.3 020449	TRW GG BOS ALU	
			➔	- ABS	2	24.3219-1722.3 020426	BDX GG	
			➔	- ABS; Schaltgetriebe	2	24.3219-1722.3 020426	BDX GG	
1.4 16V	70	10/99→09/04	➔	→ 07/00	2	24.3217-1710.3 020420 24.3217-1711.3 020449	TRW GG BOS ALU	
1.4 16V	72	02/00→07/08	➔	→ 10/07	2	24.3217-1710.3 020420	TRW GG	
1.5 dCi	47 - 62	06/01→12/12	➔		2	24.3217-1711.3 020449	BOS ALU	
➔								







































	kW			 	! #		
RENAULT - CLIO II (BB_, CB_) 03/98→12/16							
 Radbremszylinder							
1.6 1.6 Hi-Flex	81 86	11/04→02/09 01/05→02/10	➡	11/07→	2	24.3217-1727.3 020524	ALU
1.5 dCi	42 - 74	06/01→12/06	➡		2	24.3217-1710.3 020420 24.3217-1711.3 020449	TRW GG BOS ALU
1.6 1.6 16V 1.6 Flex	66 79 81	09/98→05/05 09/98→04/05 05/00→12/06					
1.9 D	47 - 48	09/98→05/05	➡	+ ABS; für Fahrzeuge mit Klimaanlage	2	24.3217-1710.3 020420 24.3217-1711.3 020449	TRW GG BOS ALU
			➡	- ABS; für Fahrzeuge ohne Klimaanlage	2	24.3219-1722.3 020426	BDX GG
1.9 dTi	59	12/99→05/05	➡	02/00→	2	24.3217-1710.3 020420 24.3217-1711.3 020449	TRW GG BOS ALU
Zubehörsatz, Bremsbacken							
1.0 1.2 LPG	40 44	02/00→05/01 03/99→05/01	➡	- ABS		03.0137-9088.2 669088	BDX
			➡	+ ABS		03.0137-9158.2 669158 03.0137-9274.2 669274	TRW BOS
1.2 1.5 dCi	43 47 - 62	09/98→02/10 06/05→12/10	➡	- ABS		03.0137-9088.2 669088	BDX
			➡	+ ABS; → 10/07		03.0137-9158.2 669158	TRW
			➡	+ ABS		03.0137-9274.2 669274	BOS
			➡	11/07→; + ABS		03.0137-9278.2 669278	
1.2 16V	55	06/01→08/16	➡	- ABS; → 12/12		03.0137-9088.2 669088	BDX
			➡	+ ABS; → 10/07		03.0137-9158.2 669158	TRW
			➡	+ ABS; → 12/12		03.0137-9274.2 669274	BOS
			➡	11/07→; + ABS; → 12/12		03.0137-9278.2 669278	
1.2 LPG	43	09/98→06/09	➡	- ABS		03.0137-9088.2 669088	BDX
			➡			03.0137-9158.2 669158 03.0137-9274.2 669274	TRW BOS
			➡	+ ABS; → 10/07		03.0137-9158.2 669158	TRW
			➡	+ ABS		03.0137-9274.2 669274	BOS
			➡	11/07→; + ABS		03.0137-9278.2 669278	
1.4	55	09/98→05/05	➡	- ABS; Schaltgetriebe		03.0137-9088.2 669088	BDX
			➡	- ABS		03.0137-9088.2 669088	BDX
			➡	+ ABS; Automatikgetriebe		03.0137-9158.2 669158 03.0137-9274.2 669274	TRW BOS
			➡	+ ABS; Schaltgetriebe		03.0137-9158.2 669158 03.0137-9274.2 669274	TRW BOS
1.4 16V	70	10/99→09/04	➡	→ 07/00		03.0137-9158.2 669158 03.0137-9274.2 669274	TRW BOS
1.4 16V 1.5 dCi	72 48 - 50	02/00→07/08 06/01→12/12	➡	→ 10/07		03.0137-9158.2 669158	TRW
			➡			03.0137-9274.2 669274	BOS
1.6 1.6 Hi-Flex	81 86	11/04→02/09 01/05→02/10	➡	11/07→		03.0137-9278.2 669278	
1.5 dCi	42 - 74	06/01→12/06	➡			03.0137-9158.2 669158 03.0137-9274.2 669274	TRW BOS
1.6 1.6 16V 1.6 Flex	66 79 81	09/98→05/05 09/98→04/05 05/00→12/06					
1.9 D	47 - 48	09/98→05/05	➡	- ABS; für Fahrzeuge ohne Klimaanlage		03.0137-9088.2 669088	BDX
			➡	+ ABS; für Fahrzeuge mit Klimaanlage		03.0137-9158.2 669158 03.0137-9274.2 669274	TRW BOS
1.9 dTi	59	12/99→05/05	➡	02/00→		03.0137-9158.2 669158 03.0137-9274.2 669274	TRW BOS
 Bremstrommel							
1.0 1.2 LPG	40 44	02/00→05/01 03/99→05/01	➡	- ABS		24.0218-0032.1 480118 24.0218-0732.2 480207	Ø 208 x 53,5 / 181 - RLG Ø 208 x 53,5 / 181 + RLG
			➡	+ ABS		24.0220-3037.1 480308 24.0220-3721.2 480213	Ø 234 x 48 / 204,5 - RLG / - ABS Ring Ø 234 x 48 / 204,5 + RLG / + ABS Ring
1.2 1.2 LPG	43 43	09/98→02/10 09/98→06/09	➡	- ABS		24.0218-0032.1 480118 24.0218-0732.2 480207	Ø 208 x 53,5 / 181 - RLG Ø 208 x 53,5 / 181 + RLG
→							












	kw			 	! #		
RENAULT - CLIO II (BB_, CB_) 03/98→12/16							
Bremstrommel							
1.2 1.2 LPG	43 43	09/98→02/10 09/98→06/09	➡	+ ABS; → 11/02		24.0220-3037.1 480308 24.0220-3721.2 480213	Ø 234 x 48 / 204,5 - RLG / - ABS Ring Ø 234 x 48 / 204,5 + RLG / + ABS Ring
1.2 16V	55	06/01→08/16	➡	→ 12/12; - ABS		24.0218-0032.1 480118 24.0218-0732.2 480207	Ø 208 x 53,5 / 181 - RLG Ø 208 x 53,5 / 181 + RLG
			➡	+ ABS; → 11/02		24.0220-3037.1 480308 24.0220-3721.2 480213	Ø 234 x 48 / 204,5 - RLG / - ABS Ring Ø 234 x 48 / 204,5 + RLG / + ABS Ring
1.4	55	09/98→05/05	➡	- ABS; Schaltgetriebe		24.0218-0032.1 480118 24.0218-0732.2 480207	Ø 208 x 53,5 / 181 - RLG Ø 208 x 53,5 / 181 + RLG
			➡	- ABS		24.0218-0032.1 480118 24.0218-0732.2 480207	Ø 208 x 53,5 / 181 - RLG Ø 208 x 53,5 / 181 + RLG
			➡	→ 11/02; + ABS; Schaltgetriebe		24.0220-3037.1 480308 24.0220-3721.2 480213	Ø 234 x 48 / 204,5 - RLG / - ABS Ring Ø 234 x 48 / 204,5 + RLG / + ABS Ring
			➡	→ 11/02; + ABS; Automatikgetriebe		24.0220-3037.1 480308 24.0220-3721.2 480213	Ø 234 x 48 / 204,5 - RLG / - ABS Ring Ø 234 x 48 / 204,5 + RLG / + ABS Ring
1.4 16V	70	10/99→09/04	➡	→ 07/00		24.0220-3037.1 480308 24.0220-3721.2 480213	Ø 234 x 48 / 204,5 - RLG / - ABS Ring Ø 234 x 48 / 204,5 + RLG / + ABS Ring
1.4 16V	72	02/00→07/08	➡	→ 11/02		24.0220-3037.1 480308	Ø 234 x 48 / 204,5 - RLG / - ABS Ring
			➡	08/00→ 11/02		24.0220-3721.2 480213	Ø 234 x 48 / 204,5 + RLG / + ABS Ring
1.5 dCi 1.6 1.6 16V 1.6 Flex	42 - 60 66 79 81	06/01→07/09 09/98→05/05 09/98→04/05 05/00→12/06	➡	→ 11/02		24.0220-3037.1 480308 24.0220-3721.2 480213	Ø 234 x 48 / 204,5 - RLG / - ABS Ring Ø 234 x 48 / 204,5 + RLG / + ABS Ring
1.5 dCi	47 - 62	06/05→12/10	➡	- ABS		24.0218-0032.1 480118 24.0218-0732.2 480207	Ø 208 x 53,5 / 181 - RLG Ø 208 x 53,5 / 181 + RLG
1.9 D	47	09/98→05/05	➡	- ABS; für Fahrzeuge ohne Klimaanlage		24.0218-0032.1 480118 24.0218-0732.2 480207	Ø 208 x 53,5 / 181 - RLG Ø 208 x 53,5 / 181 + RLG
			➡	→ 11/02; + ABS; für Fahrzeuge mit Klimaanlage		24.0220-3037.1 480308 24.0220-3721.2 480213	Ø 234 x 48 / 204,5 - RLG / - ABS Ring Ø 234 x 48 / 204,5 + RLG / + ABS Ring
1.9 D	48	02/00→05/01	➡	- ABS; für Fahrzeuge ohne Klimaanlage		24.0218-0032.1 480118 24.0218-0732.2 480207	Ø 208 x 53,5 / 181 - RLG Ø 208 x 53,5 / 181 + RLG
			➡	+ ABS; für Fahrzeuge mit Klimaanlage		24.0220-3037.1 480308 24.0220-3721.2 480213	Ø 234 x 48 / 204,5 - RLG / - ABS Ring Ø 234 x 48 / 204,5 + RLG / + ABS Ring
1.9 dTi	59	12/99→05/05	➡	02/00→ 11/02		24.0220-3037.1 480308 24.0220-3721.2 480213	Ø 234 x 48 / 204,5 - RLG / - ABS Ring Ø 234 x 48 / 204,5 + RLG / + ABS Ring
Bremsbackensatz							
1.0 1.2 LPG	40 44	02/00→05/01 03/99→05/01	➡	+ ABS		03.0137-0312.2 650312 03.0137-0532.2 650532 03.0520-3517.3 693517 03.0520-5017.3 695017	TRW Ø 203 x 38 BOS Ø 203 x 39 + HEB TRW Ø 203 x 39 + RZ / + Zub TopKit BOS Ø 203 x 39 + RZ / + Zub TopKit
			➡	- ABS		03.0137-0358.2 650358 03.0520-4719.3 694719 03.0525-0023.3 EQ0023	BDX Ø 180 x 42 + HEB BOS Ø 180 x 42 + RZ / + Zub TopKit BDX Ø 180 x 42 - RZ / + Zub Easy Quick
1.2 1.5 dCi	43 47 - 62	09/98→02/10 06/05→12/10	➡	+ ABS; → 10/07		03.0137-0312.2 650312 03.0520-3517.3 693517	TRW Ø 203 x 38 TRW Ø 203 x 39 + RZ / + Zub TopKit












	kw			 	! #		
RENAULT - CLIO II (BB_, CB_) 03/98→12/16							
Bremsbackensatz							
1.2 1.5 dCi	43 47 - 62	09/98→02/10 06/05→12/10	➡	+ ABS; → 10/07		03.0520-5017.3 695017	BOS Ø 203 x 39 + RZ / + Zub TopKit
			➡	- ABS		03.0137-0358.2 650358 03.0520-4719.3 694719 03.0525-0023.3 EQ0023	BDX Ø 180 x 42 + HEB BOS Ø 180 x 42 + RZ / + Zub TopKit BDX Ø 180 x 42 - RZ / + Zub Easy Quick
			➡	11/07→; + ABS		03.0137-0498.2 650498 03.0520-4717.3 694717	TRW Ø 203 x 38 + HEB Ø 203 x 38 + RZ / + Zub TopKit
			➡	+ ABS		03.0137-0532.2 650532	BOS Ø 203 x 39 + HEB
1.2 16V	55	06/01→08/16	➡	+ ABS; → 10/07		03.0137-0312.2 650312 03.0520-3517.3 693517 03.0520-5017.3 695017	TRW Ø 203 x 38 TRW Ø 203 x 39 + RZ / + Zub TopKit BOS Ø 203 x 39 + RZ / + Zub TopKit
			➡	- ABS; → 12/12		03.0137-0358.2 650358 03.0520-4719.3 694719 03.0525-0023.3 EQ0023	BDX Ø 180 x 42 + HEB BOS Ø 180 x 42 + RZ / + Zub TopKit BDX Ø 180 x 42 - RZ / + Zub Easy Quick
			➡	11/07→; + ABS; → 12/12		03.0137-0498.2 650498 03.0520-4717.3 694717	TRW Ø 203 x 38 + HEB Ø 203 x 38 + RZ / + Zub TopKit
			➡	+ ABS; → 12/12		03.0137-0532.2 650532	BOS Ø 203 x 39 + HEB
1.2 LPG	43	09/98→06/09	➡	+ ABS; → 10/07		03.0137-0312.2 650312 03.0520-3517.3 693517 03.0520-5017.3 695017	TRW Ø 203 x 38 TRW Ø 203 x 39 + RZ / + Zub TopKit BOS Ø 203 x 39 + RZ / + Zub TopKit
			➡			03.0137-0312.2 650312 03.0137-0532.2 650532	TRW Ø 203 x 38 BOS Ø 203 x 39 + HEB
			➡	- ABS		03.0137-0358.2 650358 03.0520-4719.3 694719 03.0525-0023.3 EQ0023	BDX Ø 180 x 42 + HEB BOS Ø 180 x 42 + RZ / + Zub TopKit BDX Ø 180 x 42 - RZ / + Zub Easy Quick
			➡	11/07→; + ABS		03.0137-0498.2 650498 03.0520-4717.3 694717	TRW Ø 203 x 38 + HEB Ø 203 x 38 + RZ / + Zub TopKit
			➡	+ ABS		03.0137-0532.2 650532	BOS Ø 203 x 39 + HEB
1.4	55	09/98→05/05	➡	+ ABS; Automatikgetriebe		03.0137-0312.2 650312 03.0137-0532.2 650532 03.0520-3517.3 693517 03.0520-5017.3 695017	TRW Ø 203 x 38 BOS Ø 203 x 39 + HEB TRW Ø 203 x 39 + RZ / + Zub TopKit BOS Ø 203 x 39 + RZ / + Zub TopKit
			➡	+ ABS; Schaltgetriebe		03.0137-0312.2 650312 03.0137-0532.2 650532 03.0520-3517.3 693517 03.0520-5017.3 695017	TRW Ø 203 x 38 BOS Ø 203 x 39 + HEB TRW Ø 203 x 39 + RZ / + Zub TopKit BOS Ø 203 x 39 + RZ / + Zub TopKit
			➡	- ABS; Schaltgetriebe		03.0137-0358.2 650358 03.0520-4719.3 694719 03.0525-0023.3 EQ0023	BDX Ø 180 x 42 + HEB BOS Ø 180 x 42 + RZ / + Zub TopKit BDX Ø 180 x 42 - RZ / + Zub Easy Quick
			➡	- ABS		03.0137-0358.2 650358 03.0520-4719.3 694719 03.0525-0023.3 EQ0023	BDX Ø 180 x 42 + HEB BOS Ø 180 x 42 + RZ / + Zub TopKit BDX Ø 180 x 42 - RZ / + Zub Easy Quick
1.4 16V	70	10/99→09/04	➡	→ 07/00		03.0137-0312.2 650312 03.0137-0532.2 650532 03.0520-3517.3 693517 03.0520-5017.3 695017	TRW Ø 203 x 38 BOS Ø 203 x 39 + HEB TRW Ø 203 x 39 + RZ / + Zub TopKit BOS Ø 203 x 39 + RZ / + Zub TopKit
1.4 16V →	72	02/00→07/08	➡	→ 10/07		03.0137-0312.2 650312	TRW Ø 203 x 38














	kw			 	! #		
RENAULT - CLIO II (BB_, CB_) 03/98→12/16							
Bremsbackensatz							
1.5 dCi 1.6 1.6 Hi-Flex	48 - 50 81 86	06/01→12/12 11/04→02/09 01/05→02/10	➡	→ 10/07		03.0520-3517.3 693517 03.0520-5017.3 695017	TRW Ø 203 x 39 + RZ / + Zub TopKit BOS Ø 203 x 39 + RZ / + Zub TopKit
			➡	11/07→		03.0137-0498.2 650498 03.0520-4717.3 694717	TRW Ø 203 x 38 + HEB Ø 203 x 38 + RZ / + Zub TopKit
			➡			03.0137-0532.2 650532	BOS Ø 203 x 39 + HEB
1.5 dCi 1.6 1.6 16V 1.6 Flex	42 - 74 66 79 81	06/01→12/06 09/98→05/05 09/98→04/05 05/00→12/06	➡			03.0137-0312.2 650312 03.0137-0532.2 650532 03.0520-3517.3 693517 03.0520-5017.3 695017	TRW Ø 203 x 38 BOS Ø 203 x 39 + HEB TRW Ø 203 x 39 + RZ / + Zub TopKit BOS Ø 203 x 39 + RZ / + Zub TopKit
1.9 D	47 - 48	09/98→05/05	➡	+ ABS; für Fahrzeuge mit Klimaanlage		03.0137-0312.2 650312 03.0137-0532.2 650532 03.0520-3517.3 693517 03.0520-5017.3 695017	TRW Ø 203 x 38 BOS Ø 203 x 39 + HEB TRW Ø 203 x 39 + RZ / + Zub TopKit BOS Ø 203 x 39 + RZ / + Zub TopKit
			➡	- ABS; für Fahrzeuge ohne Klimaanlage		03.0137-0358.2 650358 03.0520-4719.3 694719 03.0525-0023.3 EQ0023	BDX Ø 180 x 42 + HEB BOS Ø 180 x 42 + RZ / + Zub TopKit BDX Ø 180 x 42 - RZ / + Zub Easy Quick
1.9 dTi	59	12/99→05/05	➡	02/00→		03.0137-0312.2 650312 03.0137-0532.2 650532 03.0520-3517.3 693517 03.0520-5017.3 695017	TRW Ø 203 x 38 BOS Ø 203 x 39 + HEB TRW Ø 203 x 39 + RZ / + Zub TopKit BOS Ø 203 x 39 + RZ / + Zub TopKit
Seilzug, Feststellbremse							
1.0 1.2 1.2 LPG	40 43 44	02/00→05/01 09/98→02/10 03/99→05/01		+ ABS; Trommelbremse; <input type="checkbox"/>		24.3727-1046.2 581046 24.3727-1047.2 581047	L= 1.355 L= 1.277
				- ABS; Trommelbremse; <input type="checkbox"/>		24.3727-1048.2 581048	L= 1.343
				- ABS; Trommelbremse; <input type="checkbox"/>		24.3727-1049.2 581049	L= 1.263
1.2 16V	55	06/01→08/16		- ESP; → 12/12; Trommelbremse; <input type="checkbox"/>		24.3727-1060.2 581060	L= 1.415
				- ESP; → 12/12; Trommelbremse; <input type="checkbox"/>		24.3727-1061.2 581061	L= 1.335
				- ABS; → 12/12; Trommelbremse; <input type="checkbox"/>		24.3727-1066.2 581066	L= 1.402
				- ABS; → 12/12; Trommelbremse; <input type="checkbox"/>		24.3727-1067.2 581067	L= 1.321
1.2 LPG	43	09/98→06/09		+ ABS; Trommelbremse; <input type="checkbox"/>		24.3727-1046.2 581046	L= 1.355
				+ ABS; Trommelbremse; <input type="checkbox"/>		24.3727-1047.2 581047	L= 1.277
				- ABS; Trommelbremse; <input type="checkbox"/>		24.3727-1048.2 581048	L= 1.343
				- ABS; Trommelbremse; <input type="checkbox"/>		24.3727-1066.2 581066	L= 1.402
				- ABS; Trommelbremse; <input type="checkbox"/>		24.3727-1049.2 581049	L= 1.263
				- ABS; Trommelbremse; <input type="checkbox"/>		24.3727-1067.2 581067	L= 1.321
1.4	55	09/98→05/05		+ ABS; Trommelbremse; <input type="checkbox"/>		24.3727-1046.2 581046	L= 1.355
				- ABS; Automatikgetriebe; Trommelbremse; <input type="checkbox"/>		24.3727-1046.2 581046	L= 1.355
				+ ABS; Trommelbremse; <input type="checkbox"/>		24.3727-1047.2 581047	L= 1.277
				- ABS; Automatikgetriebe; Trommelbremse; <input type="checkbox"/>		24.3727-1047.2 581047	L= 1.277
				- ABS; Schaltgetriebe; Trommelbremse; <input type="checkbox"/>		24.3727-1048.2 581048	L= 1.343
				- ABS; Trommelbremse; <input type="checkbox"/>		24.3727-1048.2 581048	L= 1.343
				- ABS; Trommelbremse; <input type="checkbox"/>		24.3727-1049.2 581049	L= 1.263
				- ABS; Schaltgetriebe; Trommelbremse; <input type="checkbox"/>		24.3727-1049.2 581049	L= 1.263
1.4 16V	70	10/99→09/04		→ 07/00; Trommelbremse; <input type="checkbox"/>		24.3727-1046.2 581046	L= 1.355
				→ 07/00; Trommelbremse; <input type="checkbox"/>		24.3727-1047.2 581047	L= 1.277
1.4 16V 1.6	72 66 - 81	02/00→07/08 09/98→02/09		Trommelbremse; <input type="checkbox"/>		24.3727-1046.2 581046	L= 1.355
				Trommelbremse; <input type="checkbox"/>		24.3727-1047.2 581047	L= 1.277
1.6 16V 1.6 Flex 1.6 Hi-Flex	79 81 86	09/98→04/05 05/00→12/06 01/05→02/10					
→							












	kw					! #		
RENAULT - CLIO II (BB_, CB_) 03/98→12/16								
 Seilzug, Feststellbremse								
1.5 dCi	42 - 50	06/01→12/12		- ESP; Trommelbremse; <input type="checkbox"/>	24.3727-1060.2	581060	L= 1.415	
				- ESP; Trommelbremse; <input type="checkbox"/>	24.3727-1061.2	581061	L= 1.335	
				- ABS; Trommelbremse; <input type="checkbox"/>	24.3727-1066.2	581066	L= 1.402	
				- ABS; Trommelbremse; <input type="checkbox"/>	24.3727-1067.2	581067	L= 1.321	
1.5 dCi	59 - 74	06/01→04/05		- ABS; Trommelbremse; <input type="checkbox"/>	24.3727-1060.2	581060	L= 1.415	
				- ABS; Trommelbremse; <input type="checkbox"/>	24.3727-1061.2	581061	L= 1.335	
				+ ABS; Trommelbremse; <input type="checkbox"/>	24.3727-1066.2	581066	L= 1.402	
				+ ABS; Trommelbremse; <input type="checkbox"/>	24.3727-1067.2	581067	L= 1.321	
1.9 D	47 - 48	09/98→05/05		+ ABS; für Fahrzeuge mit Klimaanlage; Trommelbremse; <input type="checkbox"/>	24.3727-1046.2	581046	L= 1.355	
				+ ABS; für Fahrzeuge mit Klimaanlage; Trommelbremse; <input type="checkbox"/>	24.3727-1047.2	581047	L= 1.277	
				- ABS; für Fahrzeuge ohne Klimaanlage; Trommelbremse; <input type="checkbox"/>	24.3727-1048.2	581048	L= 1.343	
				- ABS; für Fahrzeuge ohne Klimaanlage; Trommelbremse; <input type="checkbox"/>	24.3727-1049.2	581049	L= 1.263	
1.9 dTi	59	12/99→05/05		02/00→; Trommelbremse; <input type="checkbox"/>	24.3727-1046.2	581046	L= 1.355	
				02/00→; Trommelbremse; <input type="checkbox"/>	24.3727-1047.2	581047	L= 1.277	
RENAULT - CLIO II Kasten/Schrägheck (SB0/1/2_) 09/98→								
 Radbremszylinder								
1.2	44	03/99→10/03		- ABS	24.3219-1722.3	020426	BDX GG	
1.2	43	09/98→		+ ABS; → 12/12	24.3217-1710.3	020420	TRW GG	
				- ABS; → 12/12	24.3217-1711.3	020449	BOS ALU	
1.5 dCi	48 - 60	06/01→		→ 12/12	24.3219-1722.3	020426	BDX GG	
					24.3217-1710.3	020420	TRW GG	
1.5 dCi 1.9 D	59 40 - 48	06/01→10/04 03/99→05/01			24.3217-1710.3	020420	TRW GG	
					24.3217-1711.3	020449	BOS ALU	
1.9 DTi	59	02/00→05/01						
1.6	79	11/03→		→ 04/05	24.3217-1710.3	020420	TRW GG	
1.9 D	47	09/98→		→ 12/12	24.3217-1710.3	020420	TRW GG	
					24.3217-1711.3	020449	BOS ALU	
					24.3219-1722.3	020426	BDX GG	
Zubehörsatz, Bremsbacken								
1.2	43	09/98→		- ABS; → 12/12	03.0137-9088.2	669088	BDX	
				+ ABS; → 12/12	03.0137-9158.2	669158	TRW	
1.5 dCi	48 - 60	06/01→		→ 12/12	03.0137-9274.2	669274	BOS	
					03.0137-9158.2	669158	TRW	
1.5 dCi 1.9 D	59 40 - 48	06/01→10/04 03/99→05/01			03.0137-9274.2	669274	BOS	
					03.0137-9158.2	669158	TRW	
1.9 DTi	59	02/00→05/01						
1.6	79	11/03→		→ 04/05	03.0137-9158.2	669158	TRW	
1.9 D	47	09/98→		→ 12/12	03.0137-9274.2	669274	BOS	
					03.0137-9088.2	669088	BDX	
					03.0137-9158.2	669158	TRW	
Bremstrommel								
1.2	43	09/98→		- ABS; → 12/12	24.0218-0032.1	480118	Ø 208 x 53,5 / 181 - RLG	
				+ ABS; → 12/12	24.0218-0732.2	480207	Ø 208 x 53,5 / 181 + RLG	
				+ ABS; → 12/12	24.0220-3037.1	480308	Ø 234 x 48 / 204,5 - RLG / - ABS Ring	
1.5 dCi	48 - 60	06/01→		→ 12/12	24.0220-3721.2	480213	Ø 234 x 48 / 204,5 + RLG / + ABS Ring	
					24.0220-3037.1	480308	Ø 234 x 48 / 204,5 - RLG / - ABS Ring	
					24.0220-3721.2	480213	Ø 234 x 48 / 204,5 + RLG / + ABS Ring	
1.5 dCi	59	06/01→10/04			24.0220-3037.1	480308	Ø 234 x 48 / 204,5 - RLG / - ABS Ring	














	kw					! #		
RENAULT - CLIO II Kasten/Schrägheck (SB0/1/2_) 09/98→								
Bremstrommel								
1.9 D	40 - 48	03/99→05/01	➡				24.0220-3721.2 480213	Ø 234 x 48 / 204,5 + RLG / + ABS Ring
1.9 DTi	59	02/00→05/01						
1.9 D	47	09/98→	➡	→ 12/12			24.0218-0032.1 480118 24.0218-0732.2 480207 24.0220-3037.1 480308 24.0220-3721.2 480213	Ø 208 x 53,5 / 181 - RLG Ø 208 x 53,5 / 181 + RLG Ø 234 x 48 / 204,5 - RLG / - ABS Ring Ø 234 x 48 / 204,5 + RLG / + ABS Ring
Bremsbackensatz								
1.2	43	09/98→	➡	+ ABS; → 12/12			03.0137-0312.2 650312 03.0137-0532.2 650532	TRW Ø 203 x 38 BOS Ø 203 x 39 + HEB
			➡	- ABS; → 12/12			03.0137-0358.2 650358	BDX Ø 180 x 42 + HEB
			➡	→ 06/05; + ABS			03.0520-3517.3 693517 03.0520-5017.3 695017	TRW Ø 203 x 39 + RZ / + Zub TopKit BOS Ø 203 x 39 + RZ / + Zub TopKit
			➡	→ 06/05; - ABS			03.0520-4719.3 694719 03.0525-0023.3 EQ0023	BOS Ø 180 x 42 + RZ / + Zub TopKit BDX Ø 180 x 42 - RZ / + Zub Easy Quick
1.5 dCi	48 - 50	06/01→	➡	→ 12/12			03.0137-0312.2 650312 03.0137-0532.2 650532	TRW Ø 203 x 38 BOS Ø 203 x 39 + HEB
			➡	→ 06/05			03.0520-3517.3 693517 03.0520-5017.3 695017	TRW Ø 203 x 39 + RZ / + Zub TopKit BOS Ø 203 x 39 + RZ / + Zub TopKit
1.5 dCi 1.9 D 1.9 DTi	59 40 - 48 59	06/01→10/04 03/99→05/01 02/00→05/01	➡				03.0137-0312.2 650312 03.0137-0532.2 650532 03.0520-3517.3 693517 03.0520-5017.3 695017	TRW Ø 203 x 38 BOS Ø 203 x 39 + HEB TRW Ø 203 x 39 + RZ / + Zub TopKit BOS Ø 203 x 39 + RZ / + Zub TopKit
1.5 dCi	60	11/03→	➡	→ 12/12			03.0137-0312.2 650312 03.0137-0532.2 650532	TRW Ø 203 x 38 BOS Ø 203 x 39 + HEB
			➡	→ 09/05			03.0520-3517.3 693517 03.0520-5017.3 695017	TRW Ø 203 x 39 + RZ / + Zub TopKit BOS Ø 203 x 39 + RZ / + Zub TopKit
1.6	79	11/03→	➡	→ 04/05			03.0137-0312.2 650312 03.0137-0532.2 650532 03.0520-3517.3 693517	TRW Ø 203 x 38 BOS Ø 203 x 39 + HEB TRW Ø 203 x 39 + RZ / + Zub TopKit
1.9 D	47	09/98→	➡	→ 12/12			03.0137-0312.2 650312 03.0137-0358.2 650358 03.0137-0532.2 650532	TRW Ø 203 x 38 BDX Ø 180 x 42 + HEB BOS Ø 203 x 39 + HEB
			➡	→ 06/05			03.0520-3517.3 693517 03.0520-4719.3 694719 03.0520-5017.3 695017 03.0525-0023.3 EQ0023	TRW Ø 203 x 39 + RZ / + Zub TopKit BOS Ø 180 x 42 + RZ / + Zub TopKit BOS Ø 203 x 39 + RZ / + Zub TopKit BDX Ø 180 x 42 - RZ / + Zub Easy Quick
Seilzug, Feststellbremse								
1.2 1.9 D	43 47	09/98→ 09/98→		+ ABS; → 12/12; Trommelbremse; <input type="checkbox"/>			24.3727-1046.2 581046 24.3727-1047.2 581047 24.3727-1048.2 581048 24.3727-1049.2 581049	L= 1.355 L= 1.277 L= 1.343 L= 1.263
				- ABS; → 12/12; Trommelbremse; <input type="checkbox"/>			24.3727-1060.2 581060 24.3727-1061.2 581061 24.3727-1066.2 581066 24.3727-1067.2 581067	L= 1.415 L= 1.335 L= 1.402 L= 1.321
1.5 dCi	48 - 60	06/01→		- ESP; → 12/12; Trommelbremse; <input type="checkbox"/>			24.3727-1060.2 581060 24.3727-1061.2 581061 24.3727-1066.2 581066 24.3727-1067.2 581067	L= 1.415 L= 1.335 L= 1.402 L= 1.321
				- ESP; → 12/12; Trommelbremse; <input type="checkbox"/>			24.3727-1060.2 581060 24.3727-1061.2 581061	L= 1.415 L= 1.335
1.5 dCi	59	06/01→10/04		- ESP; Trommelbremse; <input type="checkbox"/>			24.3727-1060.2 581060 24.3727-1061.2 581061	L= 1.415 L= 1.335
→								











	kW					! #		
RENAULT - CLIO II Kasten/Schrägheck (SB0/1/2_) 09/98→								
 Seilzug, Feststellbremse								
1.5 dCi	59	06/01→10/04		- ABS; Trommelbremse; <input type="checkbox"/>			24.3727-1066.2 581066	L= 1.402
				- ABS; Trommelbremse; <input type="checkbox"/>			24.3727-1067.2 581067	L= 1.321
1.6	79	11/03→		→ 04/05; Trommelbremse; <input type="checkbox"/>			24.3727-1060.2 581060	L= 1.415
				→ 04/05; Trommelbremse; <input type="checkbox"/>			24.3727-1061.2 581061	L= 1.335
1.9 D	40 - 48	03/99→05/01		Trommelbremse; <input type="checkbox"/>			24.3727-1046.2 581046	L= 1.355
1.9 DTi	59	02/00→05/01		Trommelbremse; <input type="checkbox"/>			24.3727-1047.2 581047	L= 1.277
RENAULT - CLIO III (BR0/1, CR0/1) 01/05→12/14								
 Radbremszylinder								
1.2 1.2 16V 1.2 16V Hi-Flex 1.2 Ethanol 1.4 16V 1.5 dCi	57 43 - 58 55 55 72 50 - 76	10/05→12/12 06/05→12/14 07/08→12/14 07/08→12/12 06/05→12/12 06/05→12/12	➡			2	24.3219-1755.3 020508	ALU
1.2 16V 1.5 dCi	55 - 76 55 - 65	06/05→12/14 08/10→12/14	➡	→ 12/12		2	24.3219-1755.3 020508	ALU
1.5 dCi	47	06/05→12/12	➡	- ABS		2	24.3219-1755.3 020508	ALU
1.5 dCi	48	05/05→07/10	➡	→ 10/06		2	24.3219-1755.3 020508	ALU
Zubehörsatz, Bremsbacken								
1.2 1.2 16V 1.2 16V Hi-Flex 1.2 Ethanol 1.4 16V 1.5 dCi	57 43 - 58 55 55 72 50 - 76	10/05→12/12 06/05→12/14 07/08→12/14 07/08→12/12 06/05→12/12 06/05→12/12	➡				03.0137-9280.2 669280	
1.2 16V 1.5 dCi	55 - 76 55 - 65	06/05→12/14 08/10→12/14	➡	→ 12/12			03.0137-9280.2 669280	
1.5 dCi	47	06/05→12/12	➡	- ABS			03.0137-9280.2 669280	
1.5 dCi	48	05/05→07/10	➡	→ 10/06			03.0137-9280.2 669280	
 Bremsstrommel								
1.2 1.2 16V 1.2 16V Hi-Flex 1.2 Ethanol 1.4 16V 1.5 dCi	57 43 - 58 55 55 72 50 - 76	10/05→12/12 06/05→12/14 07/08→12/14 07/08→12/12 06/05→12/12 06/05→12/12	➡				24.0220-3033.1 480195	Ø 237 x 50,5 / 204,5 - RLG / - ABS Ring
1.2 16V 1.5 dCi	55 - 76 55 - 65	06/05→12/14 08/10→12/14	➡	→ 12/12			24.0220-3033.1 480195	Ø 237 x 50,5 / 204,5 - RLG / - ABS Ring
1.5 dCi	47	06/05→12/12	➡	- ABS			24.0220-3033.1 480195	Ø 237 x 50,5 / 204,5 - RLG / - ABS Ring
1.5 dCi	48	05/05→07/10	➡	→ 10/06			24.0220-3033.1 480195	Ø 237 x 50,5 / 204,5 - RLG / - ABS Ring
 Bremsbackensatz								
1.2 1.2 16V 1.2 16V Hi-Flex 1.2 Ethanol 1.4 16V 1.5 dCi	57 43 - 58 55 55 72 50 - 76	10/05→12/12 06/05→12/14 07/08→12/14 07/08→12/12 06/05→12/12 06/05→12/12	➡				03.0137-0454.2 650454 03.0520-6419.3 696419	AP Ø 203 x 38 + HEB AP Ø 203 x 38 + RZ / + Zub TopKit
1.2 16V 1.5 dCi	55 - 76 55 - 65	06/05→12/14 08/10→12/14	➡	→ 12/12			03.0137-0454.2 650454 03.0520-6419.3 696419	AP Ø 203 x 38 + HEB AP Ø 203 x 38 + RZ / + Zub TopKit
1.5 dCi	47	06/05→12/12	➡	- ABS			03.0137-0454.2 650454 03.0520-6419.3 696419	AP Ø 203 x 38 + HEB AP Ø 203 x 38 + RZ / + Zub TopKit
→								















	kw					! #		
RENAULT - CLIO III (BR0/1, CR0/1) 01/05→12/14								
 Bremsbackensatz								
1.5 dCi	48	05/05→07/10	➔	→ 10/06			03.0137-0454.2 650454 03.0520-6419.3 696419	AP Ø 203 x 38 + HEB AP Ø 203 x 38 + RZ / + Zub TopKit
 Seilzug, Feststellbremse								
1.2	57	10/05→12/12		Trommelbremse; <input type="checkbox"/>			24.3727-1078.2 581078	L= 1.451
1.2 16V	43 - 58	06/05→12/14		Trommelbremse; <input type="checkbox"/>			24.3727-1079.2 581079	L= 1.587
1.2 16V Hi-Flex	55	07/08→12/14						
1.2 Ethanol	55	07/08→12/12						
1.4 16V	72	06/05→12/12						
1.5 dCi	50 - 76	06/05→12/12						
1.2 16V	76	09/10→12/14		→ 12/12; Trommelbremse; <input type="checkbox"/>			24.3727-1078.2 581078	L= 1.451
1.5 dCi	55 - 65	08/10→12/14		→ 12/12; Trommelbremse; <input type="checkbox"/>			24.3727-1079.2 581079	L= 1.587
				→ 12/12; Felgengröße [Zoll]: 16; Trommelbremse; <input type="checkbox"/>			24.3727-1090.2 581090	L= 1.572
				→ 12/12; Felgengröße [Zoll]: 16; <input type="checkbox"/>			24.3727-1091.2 581091	L= 1.440
1.2 16V	55 - 74	06/05→12/14		→ 12/12; Trommelbremse; <input type="checkbox"/>			24.3727-1078.2 581078	L= 1.451
1.6 16V GT	94	06/09→12/14		→ 12/12; Trommelbremse; <input type="checkbox"/>			24.3727-1079.2 581079	L= 1.587
1.5 dCi	48	05/05→07/10		→ 10/06; Trommelbremse; <input type="checkbox"/>			24.3727-1078.2 581078	L= 1.451
				→ 10/06; Trommelbremse; <input type="checkbox"/>			24.3727-1079.2 581079	L= 1.587
2.0 16V Sport	148	09/08→12/14		04/09→; - ABS; → 12/12; Trommelbremse; <input type="checkbox"/>			24.3727-1078.2 581078	L= 1.451
				04/09→; - ABS; → 12/12; Trommelbremse; <input type="checkbox"/>			24.3727-1079.2 581079	L= 1.587
				04/09→; + ABS; → 12/12; Scheibenbremse; <input type="checkbox"/>			24.3727-1092.2 581092	L= 1.458
				04/09→; + ABS; → 12/12; Scheibenbremse; <input type="checkbox"/>			24.3727-1093.2 581093	L= 1.596
2.0 16V Sport	145	02/06→12/12		- ABS; Trommelbremse; <input type="checkbox"/>			24.3727-1078.2 581078	L= 1.451
				- ABS; Trommelbremse; <input type="checkbox"/>			24.3727-1079.2 581079	L= 1.587
				+ ABS; Scheibenbremse; <input type="checkbox"/>			24.3727-1092.2 581092	L= 1.458
				+ ABS; Scheibenbremse; <input type="checkbox"/>			24.3727-1093.2 581093	L= 1.596
RENAULT - CLIO III Grandtour (KR0/1) 11/07→								
 Radbremsszylinder								
1.2 16V	58 - 76	11/07→12/14	➔	+ ESP / - ESP		2	24.3219-1755.3 020508	ALU
1.5 dCi	48 - 76	11/07→12/12						
1.2 16V	55	02/08→12/14	➔	- ESP		2	24.3219-1755.3 020508	ALU
1.2 16V Hi-Flex	55 - 58	11/07→12/14						
1.4 16V	72	11/07→12/12						
1.5 dCi	78	02/08→12/12						
1.6 16V	80 - 94	11/07→12/12						
Zubehörsatz, Bremsbacken								
1.2 16V	58 - 76	11/07→12/14	➔	+ ESP / - ESP			03.0137-9280.2 669280	
1.5 dCi	48 - 76	11/07→12/12						
1.2 16V	55	02/08→12/14	➔	- ESP			03.0137-9280.2 669280	
1.2 16V Hi-Flex	55 - 58	11/07→12/14						
1.4 16V	72	11/07→12/12						
1.5 dCi	78	02/08→12/12						
1.6 16V	80 - 94	11/07→12/12						
 Bremstrommel								
1.2 16V	55 - 76	11/07→12/14	➔	- ESP			24.0220-3033.1 480195	Ø 237 x 50,5 / 204,5 - RLG / - ABS Ring
1.2 16V Hi-Flex	55 - 58	11/07→12/14						
1.5 dCi	48 - 78	11/07→12/12						
1.6 16V	80 - 82	11/07→12/12						
→								

















	kw					! #		
RENAULT - CLIO III Grandtour (KR0/1_) 11/07→								
 Bremsbackensatz								
1.2 16V	58 - 76	11/07→12/14	➡	+ ESP			03.0137-0454.2 650454	AP Ø 203 x 38 + HEB
1.5 dCi	48 - 76	11/07→12/12	➡	- ESP			03.0520-6419.3 696419	AP Ø 203 x 38 + RZ / + Zub TopKit
1.2 16V	55	02/08→12/14	➡				03.0137-0454.2 650454	AP Ø 203 x 38 + HEB
1.2 16V Hi-Flex	55 - 58	11/07→12/14	➡	- ESP			03.0520-6419.3 696419	AP Ø 203 x 38 + RZ / + Zub TopKit
1.4 16V	72	11/07→12/12						
1.5 dCi	78	02/08→12/12						
1.6 16V	80 - 94	11/07→12/12						
 Seilzug, Feststellbremse								
1.2 16V	55 - 76	11/07→12/14		- ESP; Trommelbremse; <input type="checkbox"/>			24.3727-1078.2 581078	L= 1.451
1.2 16V Hi-Flex	55 - 58	11/07→12/14		Trommelbremse; <input type="checkbox"/>			24.3727-1079.2 581079	L= 1.587
1.4 16V	72	11/07→12/12		+ ESP; Scheibenbremse; <input type="checkbox"/>			24.3727-3600.2 583600	L= 1.322
1.5 dCi	50 - 78	11/07→12/12		+ ESP; Scheibenbremse; <input type="checkbox"/>			24.3727-3601.2 583601	L= 1.448
1.5 dCi	48 - 65	11/07→12/12		- ESP; Trommelbremse; <input type="checkbox"/>			24.3727-1090.2 581090	L= 1.572
1.6 16V	80 - 94	11/07→12/12		- ESP; Trommelbremse; <input type="checkbox"/>			24.3727-1091.2 581091	L= 1.440
				+ ESP; Scheibenbremse; <input type="checkbox"/>			24.3727-3600.2 583600	L= 1.322
				+ ESP; Scheibenbremse; <input type="checkbox"/>			24.3727-3601.2 583601	L= 1.448
1.6 16V	80 - 82	11/07→12/12		- ESP; Trommelbremse; <input type="checkbox"/>			24.3727-1078.2 581078	L= 1.451
				Trommelbremse; <input type="checkbox"/>			24.3727-1079.2 581079	L= 1.587
RENAULT - CLIO III Kasten/Schrägheck (SB_, SR_) 06/05→								
 Radbremszylinder								
1.2	55	11/05→12/14	➡	→ 12/12			24.3219-1755.3 020508	ALU
1.5 dCi	65	08/10→12/14						
1.2	74	11/07→12/11	➡				24.3219-1755.3 020508	ALU
1.5 dCi	50 - 63	06/05→12/14						
1.2 Hi-Flex	58	11/07→12/09	➡	- ESP			24.3219-1755.3 020508	ALU
Zubehörsatz, Bremsbacken								
1.2	55	11/05→12/14	➡	→ 12/12			03.0137-9280.2 669280	
1.5 dCi	65	08/10→12/14						
1.2	74	11/07→12/11	➡				03.0137-9280.2 669280	
1.5 dCi	50 - 63	06/05→12/14						
1.2 Hi-Flex	58	11/07→12/09	➡	- ESP			03.0137-9280.2 669280	
 Bremstrommel								
1.2	55	11/05→12/14	➡	→ 12/12			24.0220-3033.1 480195	Ø 237 x 50,5 / 204,5 - RLG / - ABS Ring
1.5 dCi	65	08/10→12/14						
1.2	74	11/07→12/11	➡				24.0220-3033.1 480195	Ø 237 x 50,5 / 204,5 - RLG / - ABS Ring
1.5 dCi	50 - 63	06/05→12/14						
1.2 Hi-Flex	58	11/07→12/09	➡	- ESP			24.0220-3033.1 480195	Ø 237 x 50,5 / 204,5 - RLG / - ABS Ring
 Bremsbackensatz								
1.2	55	11/05→12/14	➡	→ 12/12			03.0137-0454.2 650454	AP Ø 203 x 38 + HEB
1.5 dCi	65	08/10→12/14					03.0520-6419.3 696419	AP Ø 203 x 38 + RZ / + Zub TopKit
1.2	74	11/07→12/11	➡				03.0137-0454.2 650454	AP Ø 203 x 38 + HEB
1.5 dCi	50 - 63	06/05→12/14					03.0520-6419.3 696419	AP Ø 203 x 38 + RZ / + Zub TopKit
1.2 Hi-Flex	58	11/07→12/09	➡				03.0137-0454.2 650454	AP Ø 203 x 38 + HEB
			➡	- ESP			03.0520-6419.3 696419	AP Ø 203 x 38 + RZ / + Zub TopKit
 Seilzug, Feststellbremse								
1.2	55	11/05→12/14		→ 12/12; Trommelbremse; <input type="checkbox"/>			24.3727-1078.2 581078	L= 1.451
				→ 12/12; Trommelbremse; <input type="checkbox"/>			24.3727-1079.2 581079	L= 1.587
1.2	74	11/07→12/11		Trommelbremse; <input type="checkbox"/>			24.3727-1078.2 581078	L= 1.451
1.5 dCi	50 - 63	06/05→07/10		Trommelbremse; <input type="checkbox"/>			24.3727-1079.2 581079	L= 1.587
1.2 Hi-Flex	58	11/07→12/09		- ESP; Trommelbremse; <input type="checkbox"/>			24.3727-1078.2 581078	L= 1.451
→								





















	kw					! #		
RENAULT - CLIO III Kasten/Schrägheck (SB_, SR_) 06/05→								
 Seilzug, Feststellbremse								
1.2 Hi-Flex	58	11/07→12/09		Trommelbremse; <input type="checkbox"/>		24.3727-1079.2	581079	L= 1.587
				+ ESP; Scheibenbremse; <input type="checkbox"/>		24.3727-3600.2	583600	L= 1.322
				+ ESP; Scheibenbremse; <input type="checkbox"/>		24.3727-3601.2	583601	L= 1.448
1.5 dCi	55	08/10→12/14		Trommelbremse; <input type="checkbox"/>		24.3727-1078.2	581078	L= 1.451
				Trommelbremse; <input type="checkbox"/>		24.3727-1079.2	581079	L= 1.587
				Felgenreöße [Zoll]: 16; Trommelbremse; <input type="checkbox"/>		24.3727-1090.2	581090	L= 1.572
				Felgenreöße [Zoll]: 16; <input type="checkbox"/>		24.3727-1091.2	581091	L= 1.440
1.5 dCi	65	08/10→12/14		→ 12/12; Trommelbremse; <input type="checkbox"/>		24.3727-1078.2	581078	L= 1.451
				→ 12/12; Trommelbremse; <input type="checkbox"/>		24.3727-1079.2	581079	L= 1.587
				→ 12/12; Felgenreöße [Zoll]: 16; Trommelbremse; <input type="checkbox"/>		24.3727-1090.2	581090	L= 1.572
				→ 12/12; Felgenreöße [Zoll]: 16; <input type="checkbox"/>		24.3727-1091.2	581091	L= 1.440
RENAULT - CLIO IV (BH_) 11/12→								
 Radbremszylinder								
0.9 TCe 75	56	05/18→	➡	Felgenreöße [Zoll]: 15 / 16	2	24.3217-1711.3	020449	BOS ALU
0.9 TCe 90	66	11/12→						
0.9 TCe 90 LPG	66	06/16→	➡	Felgenreöße [Zoll]: 17	2	24.3219-1761.3	020536	ALU
1.2 16V	54 -	11/12→						
	55							
1.2 LPG	53	01/14→						
1.2 LPG 16V	54	11/12→06/15						
1.5 dCi 75	55	11/12→						
1.2 TCe 120	87 -	03/13→	➡		2	24.3219-1761.3	020536	ALU
	88							
1.5 dCi 110	81	06/16→						
1.5 dCi	62 -	11/12→	➡	Schaltgetriebe; Felgenreöße [Zoll]: 15 / 16	2	24.3217-1711.3	020449	BOS ALU
	63							
1.5 dCi 90	66	11/12→	➡	Automatikgetriebe; Felgenreöße [Zoll]: 17	2	24.3219-1761.3	020536	ALU
Zubehörsatz, Bremsbacken								
0.9 TCe 75	56	05/18→	➡	Felgenreöße [Zoll]: 17		03.0137-9228.2	669228	BDX
0.9 TCe 90	66	11/12→						
0.9 TCe 90 LPG	66	06/16→	➡	Felgenreöße [Zoll]: 15 / 16		03.0137-9274.2	669274	BOS
1.2 16V	54 -	11/12→						
	55							
1.2 LPG	53	01/14→						
1.2 LPG 16V	54	11/12→06/15						
1.5 dCi 75	55	11/12→						
1.2 TCe 120	87 -	03/13→	➡			03.0137-9228.2	669228	BDX
	88							
1.5 dCi 110	81	06/16→						
1.5 dCi	62 -	11/12→	➡	Automatikgetriebe; Felgenreöße [Zoll]: 17		03.0137-9228.2	669228	BDX
	63							
1.5 dCi 90	66	11/12→	➡	Schaltgetriebe; Felgenreöße [Zoll]: 15 / 16		03.0137-9274.2	669274	BOS
 Bremsbackensatz								
0.9 TCe 75	56	05/18→	➡	Felgenreöße [Zoll]: 17		03.0137-0496.2	650496	BDX Ø 228 x 42 + HEB
0.9 TCe 90	66	11/12→				03.0520-7919.3	697919	Ø 228 x 42 + RZ / + Zub TopKit
0.9 TCe 90 LPG	66	06/16→	➡	Felgenreöße [Zoll]: 15 / 16		03.0137-0532.2	650532	BOS Ø 203 x 39 + HEB
1.2 16V	54 -	11/12→				03.0520-5017.3	695017	BOS Ø 203 x 39 + RZ / + Zub TopKit
	55							
1.2 LPG	53	01/14→						
1.2 LPG 16V	54	11/12→06/15						
1.5 dCi 75	55	11/12→						
1.2 TCe 120	87 -	03/13→	➡			03.0137-0496.2	650496	BDX Ø 228 x 42 + HEB
	88					03.0520-7919.3	697919	Ø 228 x 42 + RZ / + Zub TopKit
1.5 dCi 110	81	06/16→						
1.5 dCi	62 -	11/12→	➡	Automatikgetriebe; Felgenreöße [Zoll]: 17		03.0137-0496.2	650496	BDX Ø 228 x 42 + HEB
	63					03.0520-7919.3	697919	Ø 228 x 42 + RZ / + Zub TopKit
1.5 dCi 90	66	11/12→	➡	Schaltgetriebe; Felgenreöße [Zoll]: 15 / 16		03.0137-0532.2	650532	BOS Ø 203 x 39 + HEB
						03.0520-5017.3	695017	BOS Ø 203 x 39 + RZ / + Zub TopKit
 Seilzug, Feststellbremse								
0.9 TCe 75	56	05/18→		Trommelbremse; <input type="checkbox"/>		24.3727-1096.2	581096	L= 1.500
0.9 TCe 90 LPG	66	06/16→				24.3727-1097.2	581097	L= 1.623
1.2 TCe 120	87 -	03/13→						
	88							
1.5 dCi 110	81	06/16→						
0.9 TCe 90	66	11/12→		02/14→; Trommelbremse; <input type="checkbox"/>		24.3727-1096.2	581096	L= 1.500
→								












	kw					! #		
RENAULT - CLIO IV (BH_) 11/12→								
 Seilzug, Feststellbremse								
0.9 TCe 90	66	11/12→			02/14→; Trommelbremse; <input type="checkbox"/>		24.3727-1097.2 581097	L= 1.623
					→ 01/14; Trommelbremse; <input type="checkbox"/>		24.3727-1098.2 581098	L= 1.485
					→ 01/14; Trommelbremse; <input type="checkbox"/>		24.3727-1099.2 581099	L= 1.610
1.2 16V	54 -	11/12→			Trommelbremse; <input type="checkbox"/>		24.3727-1098.2 581098	L= 1.485
1.2 LPG	53	01/14→			Trommelbremse; <input type="checkbox"/>		24.3727-1099.2 581099	L= 1.610
1.2 LPG 16V	54	11/12→06/15						
1.5 dCi 75	55	11/12→						
1.5 dCi	62 -	11/12→			Automatikgetriebe; Trommelbremse; <input type="checkbox"/>		24.3727-1096.2 581096	L= 1.500
	63							
1.5 dCi 90	66	11/12→			Automatikgetriebe; Trommelbremse; <input type="checkbox"/>		24.3727-1097.2 581097	L= 1.623
					Schaltgetriebe; Trommelbremse; <input type="checkbox"/>		24.3727-1098.2 581098	L= 1.485
					Schaltgetriebe; Trommelbremse; <input type="checkbox"/>		24.3727-1099.2 581099	L= 1.610
RENAULT - CLIO IV Grandtour (KH_) 01/13→								
 Radbremszylinder								
0.9 TCe 90	66	01/14→	→				24.3219-1761.3 020536	ALU
1.5 dCi 75	55	01/14→						
1.5 dCi 90	66	01/14→						
Zubehörsatz, Bremsbacken								
0.9 TCe 90	66	01/14→	→				03.0137-9228.2 669228	BDX
1.5 dCi 75	55	01/14→						
1.5 dCi 90	66	01/14→						
 Bremsbackensatz								
0.9 TCe 90	66	01/14→	→				03.0137-0496.2 650496	BDX Ø 228 x 42 + HEB
1.5 dCi 75	55	01/14→					03.0520-7919.3 697919	Ø 228 x 42 + RZ / + Zub TopKit
1.5 dCi 90	66	01/14→						
 Seilzug, Feststellbremse								
0.9 TCe 90	66	01/14→			02/14→; Trommelbremse; <input type="checkbox"/>		24.3727-1096.2 581096	L= 1.500
					02/14→; Trommelbremse; <input type="checkbox"/>		24.3727-1097.2 581097	L= 1.623
					→ 01/14; Trommelbremse; <input type="checkbox"/>		24.3727-1098.2 581098	L= 1.485
					→ 01/14; Trommelbremse; <input type="checkbox"/>		24.3727-1099.2 581099	L= 1.610
1.5 dCi 75	55	01/14→			Trommelbremse; <input type="checkbox"/>		24.3727-1098.2 581098	L= 1.485
					Trommelbremse; <input type="checkbox"/>		24.3727-1099.2 581099	L= 1.610
1.5 dCi 90	66	01/14→			Automatikgetriebe; Trommelbremse; <input type="checkbox"/>		24.3727-1096.2 581096	L= 1.500
					Automatikgetriebe; Trommelbremse; <input type="checkbox"/>		24.3727-1097.2 581097	L= 1.623
					Schaltgetriebe; Trommelbremse; <input type="checkbox"/>		24.3727-1098.2 581098	L= 1.485
					Schaltgetriebe; Trommelbremse; <input type="checkbox"/>		24.3727-1099.2 581099	L= 1.610
RENAULT - CLIO IV Grandtour (KH_) 11/12→								
 Radbremszylinder								
0.9 TCe 75	56	08/18→	→			2	24.3219-1761.3 020536	ALU
0.9 TCe 90	66	01/13→						
1.2 16V	54	01/13→						
1.2 TCe 120	87 -	03/13→						
	88							
1.5 dCi 110	81	06/16→						
1.5 dCi 75	55	01/13→						
1.5 dCi 90	66	11/12→						
Zubehörsatz, Bremsbacken								
0.9 TCe 75	56	08/18→	→				03.0137-9228.2 669228	BDX
0.9 TCe 90	66	01/13→						
1.2 16V	54	01/13→						
1.2 TCe 120	87 -	03/13→						
	88							
1.5 dCi 110	81	06/16→						
1.5 dCi 75	55	01/13→						
1.5 dCi 90	66	11/12→						
 Bremsbackensatz								
0.9 TCe 75	56	08/18→	→				03.0137-0496.2 650496	BDX Ø 228 x 42 + HEB
0.9 TCe 90	66	01/13→					03.0520-7919.3 697919	Ø 228 x 42 + RZ / + Zub TopKit
1.2 16V	54	01/13→						
1.2 TCe 120	87 -	03/13→						
	88							
1.5 dCi 110	81	06/16→						
1.5 dCi 75	55	01/13→						
1.5 dCi 90	66	11/12→						
→								










	kw					! #		
RENAULT - CLIO IV Grandtour (KH_) 11/12→								
 Seilzug, Feststellbremse								
0.9 TCe 75 1.2 TCe 120	56 87 - 88	08/18→ 03/13→		Trommelbremse; <input type="checkbox"/>		24.3727-1096.2	581096	L= 1.500
				Trommelbremse; <input type="checkbox"/>		24.3727-1097.2	581097	L= 1.623
1.5 dCi 110	81	06/16→						
0.9 TCe 90	66	01/13→		02/14→; Trommelbremse; <input type="checkbox"/>		24.3727-1096.2	581096	L= 1.500
				02/14→; Trommelbremse; <input type="checkbox"/>		24.3727-1097.2	581097	L= 1.623
				→ 01/14; Trommelbremse; <input type="checkbox"/>		24.3727-1098.2	581098	L= 1.485
				→ 01/14; Trommelbremse; <input type="checkbox"/>		24.3727-1099.2	581099	L= 1.610
1.2 16V 1.5 dCi 75	54 55	01/13→ 01/13→		Trommelbremse; <input type="checkbox"/>		24.3727-1098.2	581098	L= 1.485
				Trommelbremse; <input type="checkbox"/>		24.3727-1099.2	581099	L= 1.610
1.5 dCi 90	66	11/12→		Automatikgetriebe; Trommelbremse; <input type="checkbox"/>		24.3727-1096.2	581096	L= 1.500
				Automatikgetriebe; Trommelbremse; <input type="checkbox"/>		24.3727-1097.2	581097	L= 1.623
				Schaltgetriebe; Trommelbremse; <input type="checkbox"/>		24.3727-1098.2	581098	L= 1.485
				Schaltgetriebe; Trommelbremse; <input type="checkbox"/>		24.3727-1099.2	581099	L= 1.610
RENAULT - CLIO IV Kasten/Schrägheck (BH_) 01/14→								
 Radbremszylinder								
0.9 TCe 90 0.9 TCe 90 LPG 1.2 16V	66 66 - 55	01/14→ 08/15→ 01/14→	➡	Felgenreöße [Zoll]: 15 / 16		24.3217-1711.3	020449	BOS ALU
			➡	Felgenreöße [Zoll]: 17		24.3219-1761.3	020536	ALU
1.2 16V LPG 1.5 dCi 75	53 55	01/14→ 01/14→						
1.5 dCi 90	66	01/14→	➡	Schaltgetriebe; Felgenreöße [Zoll]: 15 / 16		24.3217-1711.3	020449	BOS ALU
			➡	Automatikgetriebe; Felgenreöße [Zoll]: 17		24.3219-1761.3	020536	ALU
Zubehörsatz, Bremsbacken								
0.9 TCe 90 0.9 TCe 90 LPG 1.2 16V	66 66 - 55	01/14→ 08/15→ 01/14→	➡	Felgenreöße [Zoll]: 17		03.0137-9228.2	669228	BDX
			➡	Felgenreöße [Zoll]: 15 / 16		03.0137-9274.2	669274	BOS
1.2 16V LPG 1.5 dCi 75	53 55	01/14→ 01/14→						
1.5 dCi 90	66	01/14→	➡	Automatikgetriebe; Felgenreöße [Zoll]: 17		03.0137-9228.2	669228	BDX
			➡	Schaltgetriebe; Felgenreöße [Zoll]: 15 / 16		03.0137-9274.2	669274	BOS
Bremsbackensatz								
0.9 TCe 90 0.9 TCe 90 LPG 1.2 16V	66 66 - 55	01/14→ 08/15→ 01/14→	➡	Felgenreöße [Zoll]: 17		03.0137-0496.2	650496	BDX Ø 228 x 42 + HEB
			➡	Felgenreöße [Zoll]: 15 / 16		03.0520-7919.3	697919	Ø 228 x 42 + RZ / + Zub TopKit
1.2 16V LPG 1.5 dCi 75	53 55	01/14→ 01/14→				03.0137-0532.2	650532	BOS Ø 203 x 39 + HEB
						03.0520-5017.3	695017	BOS Ø 203 x 39 + RZ / + Zub TopKit
1.5 dCi 90	66	01/14→	➡	Automatikgetriebe; Felgenreöße [Zoll]: 17		03.0137-0496.2	650496	BDX Ø 228 x 42 + HEB
			➡	Schaltgetriebe; Felgenreöße [Zoll]: 15 / 16		03.0520-7919.3	697919	Ø 228 x 42 + RZ / + Zub TopKit
						03.0137-0532.2	650532	BOS Ø 203 x 39 + HEB
						03.0520-5017.3	695017	BOS Ø 203 x 39 + RZ / + Zub TopKit
 Seilzug, Feststellbremse								
0.9 TCe 90	66	01/14→		02/14→; Trommelbremse; <input type="checkbox"/>		24.3727-1096.2	581096	L= 1.500
				02/14→; Trommelbremse; <input type="checkbox"/>		24.3727-1097.2	581097	L= 1.623
				→ 01/14; Trommelbremse; <input type="checkbox"/>		24.3727-1098.2	581098	L= 1.485
				→ 01/14; Trommelbremse; <input type="checkbox"/>		24.3727-1099.2	581099	L= 1.610
0.9 TCe 90 LPG	66	08/15→		Trommelbremse; <input type="checkbox"/>		24.3727-1096.2	581096	L= 1.500
				Trommelbremse; <input type="checkbox"/>		24.3727-1097.2	581097	L= 1.623
1.2 16V 1.2 16V LPG 1.5 dCi 75	54 - 53 55	01/14→ 01/14→ 01/14→		Trommelbremse; <input type="checkbox"/>		24.3727-1098.2	581098	L= 1.485
				Trommelbremse; <input type="checkbox"/>		24.3727-1099.2	581099	L= 1.610
1.5 dCi 90	66	01/14→		Automatikgetriebe; Trommelbremse; <input type="checkbox"/>		24.3727-1096.2	581096	L= 1.500
				Automatikgetriebe; Trommelbremse; <input type="checkbox"/>		24.3727-1097.2	581097	L= 1.623
				Schaltgetriebe; Trommelbremse; <input type="checkbox"/>		24.3727-1098.2	581098	L= 1.485
				Schaltgetriebe; Trommelbremse; <input type="checkbox"/>		24.3727-1099.2	581099	L= 1.610








	kw			 	! #		
RENAULT - DOKKER 12/13→							
 Radbremsszylinder							
1.5 dCi 1.6	66 62	12/13→ 12/13→	➔		24.3222-1729.3	020526	ALU
Zubehörsatz, Bremsbacken							
1.5 dCi 1.6	66 62	12/13→ 12/13→	➔		03.0137-9228.2	669228	BDX
 Bremsbackensatz							
1.5 dCi 1.6	66 62	12/13→ 12/13→	➔		03.0137-0496.2 03.0520-7222.3	650496 697222	BDX Ø 228 x 42 + HEB Ø 228 x 42 + RZ / + Zub TopKit
RENAULT - DUSTER (HM_) 10/17→							
 Radbremsszylinder							
1.5 dCi 110	80	07/19→	➔		2	24.3222-1729.3	020526 ALU
Zubehörsatz, Bremsbacken							
1.5 dCi 110	80	07/19→	➔		03.0137-9228.2	669228	BDX
1.5 dCi 110 4x4	80	07/19→	➔		03.0137-9312.2	669312	
 Bremsbackensatz							
1.5 dCi 110	80	07/19→	➔		03.0137-0496.2 03.0520-7222.3	650496 697222	BDX Ø 228 x 42 + HEB Ø 228 x 42 + RZ / + Zub TopKit
1.5 dCi 110 4x4	80	07/19→	➔		03.0137-0507.2	650507	Ø 228 x 42 + HEB
RENAULT - DUSTER (HS_) 01/11→							
 Radbremsszylinder							
1.5 dCi 1.6 16V 2.0	63 75 - 84 98 - 105	02/12→ 02/12→ 10/11→	➔		2	24.3219-1761.3	020536 ALU
1.5 dCi 4x4 1.6 16V 4x4 2.0 4x4	66 - 80 75 - 84 99 - 105	06/11→ 06/11→ 10/11→	➔ ➔	<input type="checkbox"/> <input type="checkbox"/>		24.3219-1763.3 24.3219-1764.3	020543 ALU 020544 ALU
Zubehörsatz, Bremsbacken							
1.5 dCi 1.6 16V 2.0	63 75 - 84 98 - 105	02/12→ 02/12→ 10/11→	➔			03.0137-9228.2	669228 BDX
1.5 dCi 4x4 1.6 16V 4x4 2.0 4x4	66 - 80 75 - 84 99 - 105	06/11→ 06/11→ 10/11→	➔			03.0137-9312.2	669312
 Bremsbackensatz							
1.5 dCi 1.6 16V 2.0	63 75 - 84 98 - 105	02/12→ 02/12→ 10/11→	➔			03.0137-0496.2 03.0520-7919.3	650496 697919 BDX Ø 228 x 42 + HEB Ø 228 x 42 + RZ / + Zub TopKit
1.5 dCi 4x4 1.6 16V 4x4 2.0 4x4	66 - 80 75 - 84 99 - 105	06/11→ 06/11→ 10/11→	➔			03.0137-0507.2 03.0520-8019.3	650507 698019 Ø 228 x 42 + HEB Ø 228 x 42 + RZ / + Zub TopKit
RENAULT - ESPACE III (JE0_) 11/96→10/02							
 Radbremsszylinder							
1.9 dTi 2.0 2.2 12V TD 2.2 D 2.2 dCi ➔	72 84 83 84 85	02/99→10/02 11/96→10/00 11/96→10/00 11/97→01/00 07/00→10/02	➔		2	24.3222-1615.3	020285 TRW GG








	kw					! #		
RENAULT - ESPACE III (JEO_) 11/96→10/02								
Zubehörsatz, Bremsbacken								
1.9 dTi 2.0 2.2 12V TD 2.2 D 2.2 dCi	72 84 83 84 85	02/99→10/02 11/96→10/00 11/96→10/00 11/97→01/00 07/00→10/02	➔				03.0137-9206.2 669206	TRW
 Bremstrommel								
1.9 dTi 2.0 2.2 12V TD 2.2 D 2.2 dCi	72 84 83 84 85	02/99→10/02 11/96→10/00 11/96→10/00 11/97→01/00 07/00→10/02	➔				24.0222-8032.1 480170	Ø 278 x 52,5 / 229,5
 Bremsbackensatz								
1.9 dTi 2.0 2.2 12V TD 2.2 D 2.2 dCi	72 84 83 84 85	02/99→10/02 11/96→10/00 11/96→10/00 11/97→01/00 07/00→10/02	➔				03.0137-0347.2 650347 03.0520-5522.3 695522	TRW Ø 229 x 42 + HEB TRW Ø 229 x 41 + RZ / + Zub TopKit
 Seilzug, Feststellbremse								
1.9 dTi 2.0 2.2 12V TD 2.2 D 2.2 dCi	72 84 83 84 85	02/99→10/02 11/96→10/00 11/96→10/00 11/97→01/00 07/00→10/02		Radstand [mm]: 2.702; Trommelbremse; ⬇	1	24.3727-1058.2 581058	L= 1.520 L2= 1.583	
				Radstand [mm]: 2.874; Trommelbremse; ⬇	1	24.3727-1059.2 581059	L= 1.675 L2= 1.740	
RENAULT - EXPRESS Kasten/Großraumlimousine 05/21→								
 Radbremszylinder								
1.3 TCe 100 1.5 Blue dCi 75 1.5 Blue dCi 95	75 55 70	05/21→ 05/21→ 05/21→	➔				24.3222-1729.3 020526	ALU
Zubehörsatz, Bremsbacken								
1.3 TCe 100 1.5 Blue dCi 75 1.5 Blue dCi 95	75 55 70	05/21→ 05/21→ 05/21→	➔				03.0137-9228.2 669228	BDX
 Bremsbackensatz								
1.3 TCe 100 1.5 Blue dCi 75 1.5 Blue dCi 95	75 55 70	05/21→ 05/21→ 05/21→	➔				03.0137-0496.2 650496 03.0520-7222.3 697222	BDX Ø 228 x 42 + HEB Ø 228 x 42 + RZ / + Zub TopKit
RENAULT - EXPRESS Kasten/Kombi 07/95→03/98								
 Radbremszylinder								
1.9 D	47	07/95→03/98	➔	nicht für erhöhte Nutzlast; <input type="checkbox"/>		24.3220-1118.3 020226	BDX GG	
			➔	nicht für erhöhte Nutzlast; <input type="checkbox"/>		24.3220-1119.3 020227	BDX GG	
			➔	für erhöhte Nutzlast		24.3222-1615.3 020285	TRW GG	
Zubehörsatz, Bremsbacken								
1.9 D	47	07/95→03/98	➔	für erhöhte Nutzlast		03.0137-9027.2 669027	TRW	
			➔	nicht für erhöhte Nutzlast		03.0137-9125.2 669125	BDX	
 Bremsbackensatz								
1.9 D	47	07/95→03/98	➔	nicht für erhöhte Nutzlast		03.0137-0211.2 650211 03.0520-3020.3 693020	BDX Ø 203 x 39 BDX Ø 203 x 39 + RZ / + Zub TopKit	
			➔	für erhöhte Nutzlast		03.0137-0271.2 650271 03.0520-2422.3 692422	TRW Ø 229 x 42 + HEB TRW Ø 229 x 42 + RZ / + Zub TopKit	
 Seilzug, Feststellbremse								
1.9 D	47	07/95→03/98		nicht für erhöhte Nutzlast; Trommelbremse; ⬇	2	24.3727-1035.2 581035	L= 1.469	
RENAULT - EXPRESS Pick-up 07/95→10/99								
 Radbremszylinder								
1.9 D	40	07/95→10/97	➔	09/95→; nicht für erhöhte Nutzlast; <input type="checkbox"/>		24.3220-1118.3 020226	BDX GG	
			➔	09/95→; nicht für erhöhte Nutzlast; <input type="checkbox"/>		24.3220-1119.3 020227	BDX GG	
			➔	09/95→; für erhöhte Nutzlast	2	24.3222-1615.3 020285	TRW GG	
→								













	kw					! #		
RENAULT - EXPRESS Pick-up 07/95→10/99								
 Radbremsszylinder								
1.9 D	47	07/95→10/99	➔	→ 03/98; nicht für erhöhte Nutzlast; 		24.3220-1118.3	020226	BDX GG
			➔	→ 03/98; nicht für erhöhte Nutzlast; 		24.3220-1119.3	020227	BDX GG
			➔	→ 03/98; für erhöhte Nutzlast	2	24.3222-1615.3	020285	TRW GG
Zubehörsatz, Bremsbacken								
1.9 D	40	07/95→10/97	➔	09/95→; für erhöhte Nutzlast		03.0137-9027.2	669027	TRW
			➔	09/95→; nicht für erhöhte Nutzlast		03.0137-9125.2	669125	BDX
1.9 D	47	07/95→10/99	➔	→ 03/98; für erhöhte Nutzlast		03.0137-9027.2	669027	TRW
			➔	→ 03/98; nicht für erhöhte Nutzlast		03.0137-9125.2	669125	BDX
 Bremsbackensatz								
1.9 D	40	07/95→10/97	➔	09/95→; nicht für erhöhte Nutzlast		03.0137-0211.2	650211	BDX Ø 203 x 39
						03.0520-3020.3	693020	BDX Ø 203 x 39 + RZ / + Zub TopKit
			➔	09/95→; für erhöhte Nutzlast		03.0137-0271.2	650271	TRW Ø 229 x 42 + HEB
						03.0520-2422.3	692422	TRW Ø 229 x 42 + RZ / + Zub TopKit
1.9 D	47	07/95→10/99	➔	→ 03/98; nicht für erhöhte Nutzlast		03.0137-0211.2	650211	BDX Ø 203 x 39
						03.0520-3020.3	693020	BDX Ø 203 x 39 + RZ / + Zub TopKit
			➔	→ 03/98; für erhöhte Nutzlast		03.0137-0271.2	650271	TRW Ø 229 x 42 + HEB
						03.0520-2422.3	692422	TRW Ø 229 x 42 + RZ / + Zub TopKit
 Seilzug, Feststellbremse								
1.9 D	40	07/95→10/97		09/95→; nicht für erhöhte Nutzlast; Trommelbremse; 	2	24.3727-1035.2	581035	L= 1.469
1.9 D	47	07/95→10/99		→ 03/98; nicht für erhöhte Nutzlast; Trommelbremse; 	2	24.3727-1035.2	581035	L= 1.469
RENAULT - FLUENCE (L3_) 02/10→								
 Radbremsszylinder								
1.5 dCi	63 - 81	02/10→	➔		2	24.3219-1755.3	020508	ALU
1.6 16V	78 - 82	02/10→						
1.6 Flex	85	01/12→11/14						
1.6 LPG 16V	81	01/12→						
2.0	105	05/14→						
2.0 16V	101 - 103	02/10→						
RENAULT - GRAND SCÉNIC II (JM0/1_) 04/04→06/09								
 Seilzug, Feststellbremse								
1.5 dCi	74 - 76	04/04→11/08		Scheibenbremse; - eFSB; 	2	24.3727-1075.2	581075	L= 2.100
1.6	77 - 83	04/04→11/08						
1.6 Flex	82	06/06→06/09						
1.9 dCi	81 - 96	04/04→01/09						
1.5 dCi	78	05/05→01/09		06/06→; Scheibenbremse; - eFSB; 	2	24.3727-1075.2	581075	L= 2.100
2.0	99 - 120	04/04→06/09		→ 03/09; Scheibenbremse; - eFSB; 	2	24.3727-1075.2	581075	L= 2.100
RENAULT - KANGOO / GRAND KANGOO II (KW0/1_) 02/08→								
 Radbremsszylinder								
1.2 TCe 115	84	07/13→	➔		2	24.3222-1729.3	020526	ALU
1.5 dCi	78	02/08→						
1.5 dCi 105	76	02/08→						
1.5 dCi 110	80 - 81	09/10→						
1.5 dCi 115	85	03/19→						
1.5 dCi 70	50	02/08→						
1.5 dCi 75	55	11/12→						
1.5 dCi 80	59	03/19→						
1.5 dCi 85	63	02/08→						
1.5 dCi 90	66 - 67	06/08→						
1.5 dCi 95	70	03/19→						
1.6	64	02/08→						











	kw					! #		
RENAULT - KANGOO / GRAND KANGOO II (KW0/1_) 02/08→								
 Radbremsszylinder								
1.6 16V 1.6 16V FLEX 1.6 16V LPG	78 78 78	02/08→ 02/08→ 12/08→	➔			2	24.3222-1729.3 020526	ALU
Zubehörsatz, Bremsbacken								
1.2 TCe 115 1.5 dCi 1.5 dCi 105 1.5 dCi 110 1.5 dCi 115 1.5 dCi 70 1.5 dCi 75 1.5 dCi 80 1.5 dCi 85 1.5 dCi 90 1.5 dCi 95 1.6 1.6 16V 1.6 16V FLEX 1.6 16V LPG	84 78 76 80 - 81 85 50 55 59 63 66 - 67 70 64 78 78 78	07/13→ 02/08→ 02/08→ 09/10→ 03/19→ 02/08→ 11/12→ 03/19→ 02/08→ 06/08→ 03/19→ 02/08→ 02/08→ 02/08→ 12/08→	➔				03.0137-9228.2 669228	BDX
 Bremsbackensatz								
1.2 TCe 115 1.5 dCi 1.5 dCi 105 1.5 dCi 110 1.5 dCi 115 1.5 dCi 70 1.5 dCi 75 1.5 dCi 80 1.5 dCi 85 1.5 dCi 90 1.5 dCi 95 1.6 1.6 16V 1.6 16V FLEX 1.6 16V LPG	84 78 76 80 - 81 85 50 55 59 63 66 - 67 70 64 78 78 78	07/13→ 02/08→ 02/08→ 09/10→ 03/19→ 02/08→ 11/12→ 03/19→ 02/08→ 06/08→ 03/19→ 02/08→ 02/08→ 02/08→ 12/08→	➔				03.0137-0496.2 650496 03.0520-7222.3 697222	BDX Ø 228 x 42 + HEB Ø 228 x 42 + RZ / + Zub TopKit
 Seilzug, Feststellbremse								
1.2 TCe 115 1.5 dCi 1.5 dCi 105 1.5 dCi 110 1.5 dCi 115 1.5 dCi 70 1.5 dCi 75 1.5 dCi 80 1.5 dCi 85 1.5 dCi 90 1.5 dCi 95 1.6 1.6 16V 1.6 16V FLEX 1.6 16V LPG	84 78 76 80 - 81 85 50 55 59 63 66 - 67 70 64 78 78 78	07/13→ 02/08→ 02/08→ 09/10→ 03/19→ 02/08→ 11/12→ 03/19→ 02/08→ 06/08→ 03/19→ 02/08→ 02/08→ 02/08→ 12/08→		mittlerer Radstand; Scheibenbremse; ▾		2	24.3727-1082.2 581082	L= 2.015
				mittlerer Radstand; Trommelbremse; ▾		2	24.3727-1095.2 581095	L= 1.970
RENAULT - KANGOO (KC0/1_) 08/97→								
 Radbremsszylinder								
1.0 1.0 RN 1.6	50 43 66	01/02→01/07 01/02→01/07 09/99→06/01	➔			2	24.3222-1715.3 020433	BDX ALU
1.2	43	08/97→	➔	03/98→ 12/07		2	24.3222-1715.3 020433	BDX ALU
			➔	03/98→ 12/07; für Fahrzeuge mit verstärktem Fahrwerk		2	24.3222-1715.3 020433	BDX ALU
			➔	03/98→ 12/07; für Fahrzeuge ohne verstärktes Fahrwerk		2	24.3222-1716.3 020434	BDX ALU
1.2 16V	55	06/01→	➔	→ 12/07; für Fahrzeuge mit verstärktem Fahrwerk		2	24.3222-1715.3 020433	BDX ALU
			➔	→ 12/07		2	24.3222-1715.3 020433	BDX ALU
			➔	→ 12/07; für Fahrzeuge ohne verstärktes Fahrwerk		2	24.3222-1716.3 020434	BDX ALU
1.4 D 55 1.9 →	55 40	08/97→ 08/97→	➔	03/98→ 12/07; für Fahrzeuge mit verstärktem Fahrwerk		2	24.3222-1715.3 020433	BDX ALU








	kw				! #		
RENAULT - KANGOO (KC0/1_) 08/97→							
 Radbremszylinder							
1.4 D 55 1.9	55 40	08/97→ 08/97→	➡	03/98→ 12/07; für Fahrzeuge ohne verstärktes Fahrwerk	2	24.3222-1716.3 020434	BDX ALU
1.5 dCi	42 - 62	12/01→	➡	→ 12/07; für Fahrzeuge mit verstärktem Fahrwerk	2	24.3222-1715.3 020433	BDX ALU
1.6 16V 1.9 dTi	70 59	06/01→ 02/00→	➡	→ 12/07; für Fahrzeuge ohne verstärktes Fahrwerk	2	24.3222-1716.3 020434	BDX ALU
1.5 dCi	45	04/05→06/10	➡	→ 12/07; für Fahrzeuge ohne verstärktes Fahrwerk	2	24.3222-1716.3 020434	BDX ALU
1.9 dCi 4x4	62	10/03→	➡	→ 12/07	2	24.3222-1716.3 020434	BDX ALU
1.9 RXED	48	09/99→06/01	➡	für Fahrzeuge mit verstärktem Fahrwerk	2	24.3222-1715.3 020433	BDX ALU
			➡	für Fahrzeuge ohne verstärktes Fahrwerk	2	24.3222-1716.3 020434	BDX ALU
D 65 1.9	47	08/97→06/01	➡	03/98→; für Fahrzeuge mit verstärktem Fahrwerk	2	24.3222-1715.3 020433	BDX ALU
			➡	03/98→; für Fahrzeuge ohne verstärktes Fahrwerk	2	24.3222-1716.3 020434	BDX ALU
Elect'road RE	22	01/02→12/04	➡			24.3222-1715.3 020433	BDX ALU
Zubehörsatz, Bremsbacken							
1.0 1.0 RN 1.6 Elect'road RE	50 43 66 22	01/02→01/07 01/02→01/07 09/99→06/01 01/02→12/04	➡			03.0137-9228.2 669228	BDX
1.2	43	08/97→	➡	03/98→ 12/07; für Fahrzeuge mit verstärktem Fahrwerk		03.0137-9228.2 669228	BDX
			➡	03/98→ 12/07		03.0137-9228.2 669228	BDX
			➡	03/98→ 12/07; für Fahrzeuge ohne verstärktes Fahrwerk		03.0137-9233.2 669233	
1.2 16V	55	06/01→	➡	→ 12/07; für Fahrzeuge mit verstärktem Fahrwerk		03.0137-9228.2 669228	BDX
			➡	→ 12/07		03.0137-9228.2 669228	BDX
			➡	→ 12/07; für Fahrzeuge ohne verstärktes Fahrwerk		03.0137-9233.2 669233	
1.4 D 55 1.9	55 40	08/97→ 08/97→	➡	03/98→ 12/07; für Fahrzeuge mit verstärktem Fahrwerk		03.0137-9228.2 669228	BDX
			➡	03/98→ 12/07; für Fahrzeuge ohne verstärktes Fahrwerk		03.0137-9233.2 669233	
1.5 dCi	42 - 62	12/01→	➡	→ 12/07; für Fahrzeuge mit verstärktem Fahrwerk		03.0137-9228.2 669228	BDX
1.6 16V 1.9 dTi	70 59	06/01→ 02/00→	➡	→ 12/07; für Fahrzeuge ohne verstärktes Fahrwerk		03.0137-9233.2 669233	
1.5 dCi	45	04/05→06/10	➡	→ 12/07; für Fahrzeuge ohne verstärktes Fahrwerk		03.0137-9233.2 669233	
1.9 dCi 4x4	62	10/03→	➡	→ 12/07		03.0137-9233.2 669233	
1.9 RXED	48	09/99→06/01	➡	für Fahrzeuge mit verstärktem Fahrwerk		03.0137-9228.2 669228	BDX
			➡	für Fahrzeuge ohne verstärktes Fahrwerk		03.0137-9233.2 669233	
D 65 1.9	47	08/97→06/01	➡	03/98→; für Fahrzeuge mit verstärktem Fahrwerk		03.0137-9228.2 669228	BDX
			➡	03/98→; für Fahrzeuge ohne verstärktes Fahrwerk		03.0137-9233.2 669233	
 Bremstrommel							
1.2 1.4 D 55 1.9	43 55 40	08/97→ 08/97→ 08/97→	➡	03/98→ 12/07; für Fahrzeuge ohne verstärktes Fahrwerk		24.0220-3010.1 480081	Ø 234 x 50,5 / 204,5 - RLG / - ABS Ring
1.2 16V 1.5 dCi	55 42 - 62	06/01→ 12/01→	➡	→ 12/07; für Fahrzeuge ohne verstärktes Fahrwerk		24.0220-3010.1 480081	Ø 234 x 50,5 / 204,5 - RLG / - ABS Ring
1.6 16V 1.9 dTi	70 59	06/01→ 02/00→	➡				
1.9 RXED	48	09/99→06/01	➡	für Fahrzeuge ohne verstärktes Fahrwerk		24.0220-3010.1 480081	Ø 234 x 50,5 / 204,5 - RLG / - ABS Ring
D 65 1.9	47	08/97→06/01	➡	03/98→; für Fahrzeuge ohne verstärktes Fahrwerk		24.0220-3010.1 480081	Ø 234 x 50,5 / 204,5 - RLG / - ABS Ring
 Bremsbackensatz							
1.0 1.0 RN	50 43	01/02→01/07 01/02→01/07	➡			03.0137-0351.2 650351 03.0520-5622.3 695622	BDX Ø 229 x 42 + HEB BDX Ø 229 x 42 + RZ / + Zub TopKit
1.2	43	08/97→	➡	03/98→ 12/07; für Fahrzeuge ohne verstärktes Fahrwerk		03.0137-0350.2 650350 03.0520-5722.3 695722	Ø 203 x 39 + HEB BDX Ø 203 x 39 + RZ / + Zub TopKit
→							

	kw			 	! #		
RENAULT - KANGOO (KC0/1_) 08/97→							
Bremsbackensatz							
1.2	43	08/97→	➔	03/98→ 12/07; für Fahrzeuge mit verstärktem Fahrwerk	03.0137-0351.2 650351	BDX Ø 229 x 42 + HEB	
					03.0520-5622.3 695622	BDX Ø 229 x 42 + RZ / + Zub TopKit	
			➔	03/98→ 12/07	03.0525-0020.3 EQ0020	BDX Ø 229 x 42 - RZ / + Zub Easy Quick	
					03.0137-0351.2 650351	BDX Ø 229 x 42 + HEB	
					03.0520-5622.3 695622	BDX Ø 229 x 42 + RZ / + Zub TopKit	
					03.0525-0020.3 EQ0020	BDX Ø 229 x 42 - RZ / + Zub Easy Quick	
1.2 16V	55	06/01→	➔	→ 12/07; für Fahrzeuge ohne verstärktes Fahrwerk	03.0137-0350.2 650350	Ø 203 x 39 + HEB	
					03.0520-5722.3 695722	BDX Ø 203 x 39 + RZ / + Zub TopKit	
			➔	→ 12/07; für Fahrzeuge mit verstärktem Fahrwerk	03.0137-0351.2 650351	BDX Ø 229 x 42 + HEB	
					03.0520-5622.3 695622	BDX Ø 229 x 42 + RZ / + Zub TopKit	
					03.0525-0020.3 EQ0020	BDX Ø 229 x 42 - RZ / + Zub Easy Quick	
			➔	→ 12/07	03.0137-0351.2 650351	BDX Ø 229 x 42 + HEB	
					03.0520-5622.3 695622	BDX Ø 229 x 42 + RZ / + Zub TopKit	
					03.0525-0020.3 EQ0020	BDX Ø 229 x 42 - RZ / + Zub Easy Quick	
1.4 D 55 1.9	55 40	08/97→ 08/97→	➔	03/98→ 12/07; für Fahrzeuge ohne verstärktes Fahrwerk	03.0137-0350.2 650350	Ø 203 x 39 + HEB	
					03.0520-5722.3 695722	BDX Ø 203 x 39 + RZ / + Zub TopKit	
			➔	03/98→ 12/07; für Fahrzeuge mit verstärktem Fahrwerk	03.0137-0351.2 650351	BDX Ø 229 x 42 + HEB	
					03.0520-5622.3 695622	BDX Ø 229 x 42 + RZ / + Zub TopKit	
					03.0525-0020.3 EQ0020	BDX Ø 229 x 42 - RZ / + Zub Easy Quick	
1.5 dCi 1.6 16V 1.9 dTi	42 - 62 70 59	12/01→ 06/01→ 02/00→	➔	→ 12/07; für Fahrzeuge ohne verstärktes Fahrwerk	03.0137-0350.2 650350	Ø 203 x 39 + HEB	
					03.0520-5722.3 695722	BDX Ø 203 x 39 + RZ / + Zub TopKit	
			➔	→ 12/07; für Fahrzeuge mit verstärktem Fahrwerk	03.0137-0351.2 650351	BDX Ø 229 x 42 + HEB	
					03.0520-5622.3 695622	BDX Ø 229 x 42 + RZ / + Zub TopKit	
					03.0525-0020.3 EQ0020	BDX Ø 229 x 42 - RZ / + Zub Easy Quick	
1.5 dCi	45	04/05→06/10	➔	→ 12/07; für Fahrzeuge ohne verstärktes Fahrwerk	03.0137-0350.2 650350	Ø 203 x 39 + HEB	
1.6	66	09/99→06/01	➔		03.0137-0351.2 650351	BDX Ø 229 x 42 + HEB	
1.9 dCi 4x4	62	10/03→	➔	→ 12/07	03.0137-0350.2 650350	Ø 203 x 39 + HEB	
					03.0520-5722.3 695722	BDX Ø 203 x 39 + RZ / + Zub TopKit	
1.9 RXED	48	09/99→06/01	➔	für Fahrzeuge ohne verstärktes Fahrwerk	03.0137-0350.2 650350	Ø 203 x 39 + HEB	
					03.0520-5722.3 695722	BDX Ø 203 x 39 + RZ / + Zub TopKit	
			➔	für Fahrzeuge mit verstärktem Fahrwerk	03.0137-0351.2 650351	BDX Ø 229 x 42 + HEB	
					03.0520-5622.3 695622	BDX Ø 229 x 42 + RZ / + Zub TopKit	
					03.0525-0020.3 EQ0020	BDX Ø 229 x 42 - RZ / + Zub Easy Quick	
D 65 1.9	47	08/97→06/01	➔	03/98→; für Fahrzeuge ohne verstärktes Fahrwerk	03.0137-0350.2 650350	Ø 203 x 39 + HEB	
					03.0520-5722.3 695722	BDX Ø 203 x 39 + RZ / + Zub TopKit	
			➔	03/98→; für Fahrzeuge mit verstärktem Fahrwerk	03.0137-0351.2 650351	BDX Ø 229 x 42 + HEB	
					03.0520-5622.3 695622	BDX Ø 229 x 42 + RZ / + Zub TopKit	
					03.0525-0020.3 EQ0020	BDX Ø 229 x 42 - RZ / + Zub Easy Quick	
Elect'road RE	22	01/02→12/04	➔		03.0137-0351.2 650351	BDX Ø 229 x 42 + HEB	
					03.0520-5622.3 695622	BDX Ø 229 x 42 + RZ / + Zub TopKit	
					03.0525-0020.3 EQ0020	BDX Ø 229 x 42 - RZ / + Zub Easy Quick	
→							

	kw			 	! #		
RENAULT - KANGOO (KC0/1_) 08/97→							
Seilzug, Feststellbremse							
1.0	50	01/02→01/07		<input type="checkbox"/>		24.3727-1043.2 581043	L= 1.432
1.0 RN	43	01/02→01/07		<input type="checkbox"/>		24.3727-1044.2 581044	L= 1.442
1.2	43	08/97→		03/98→ 12/07; nicht für erhöhte Nutzlast; für Fahrzeuge ohne verstärktes Fahrwerk; Scheiben/Trommel; <input type="checkbox"/>		24.3727-1041.2 581041	L= 1.423
1.4	55	08/97→		03/98→ 12/07; nicht für erhöhte Nutzlast; für Fahrzeuge ohne verstärktes Fahrwerk; Scheiben/Trommel; <input type="checkbox"/>		24.3727-1042.2 581042	L= 1.421
D 55 1.9	40	08/97→		03/98→ 12/07; für erhöhte Nutzlast; für Fahrzeuge mit verstärktem Fahrwerk; Scheiben/Trommel; <input type="checkbox"/>		24.3727-1043.2 581043	L= 1.432
				03/98→ 12/07; für erhöhte Nutzlast; für Fahrzeuge mit verstärktem Fahrwerk; Scheiben/Trommel; <input type="checkbox"/>		24.3727-1044.2 581044	L= 1.442
1.2 16V	55	06/01→		→ 12/07; nicht für erhöhte Nutzlast; für Fahrzeuge ohne verstärktes Fahrwerk; Scheiben/Trommel; <input type="checkbox"/>		24.3727-1041.2 581041	L= 1.423
				→ 12/07; nicht für erhöhte Nutzlast; für Fahrzeuge ohne verstärktes Fahrwerk; Scheiben/Trommel; <input type="checkbox"/>		24.3727-1042.2 581042	L= 1.421
				→ 12/07; Scheiben/Trommel; <input type="checkbox"/>		24.3727-1043.2 581043	L= 1.432
				→ 12/07; für erhöhte Nutzlast; für Fahrzeuge mit verstärktem Fahrwerk; Scheiben/Trommel; <input type="checkbox"/>		24.3727-1043.2 581043	L= 1.432
				→ 12/07; Scheiben/Trommel; <input type="checkbox"/>		24.3727-1044.2 581044	L= 1.442
				→ 12/07; für erhöhte Nutzlast; für Fahrzeuge mit verstärktem Fahrwerk; Scheiben/Trommel; <input type="checkbox"/>		24.3727-1044.2 581044	L= 1.442
1.5 dCi	45	04/05→06/10		→ 12/07; nicht für erhöhte Nutzlast; für Fahrzeuge ohne verstärktes Fahrwerk; Scheiben/Trommel; <input type="checkbox"/>		24.3727-1041.2 581041	L= 1.423
				→ 12/07; nicht für erhöhte Nutzlast; für Fahrzeuge ohne verstärktes Fahrwerk; Scheiben/Trommel; <input type="checkbox"/>		24.3727-1042.2 581042	L= 1.421
1.5 dCi	48 - 60	12/01→		→ 12/07; nicht für erhöhte Nutzlast; für Fahrzeuge ohne verstärktes Fahrwerk; Scheiben/Trommel; <input type="checkbox"/>		24.3727-1041.2 581041	L= 1.423
1.6 16V	70	06/01→		→ 12/07; nicht für erhöhte Nutzlast; für Fahrzeuge ohne verstärktes Fahrwerk; Scheiben/Trommel; <input type="checkbox"/>		24.3727-1042.2 581042	L= 1.421
1.9 dTi	59	02/00→		→ 12/07; für erhöhte Nutzlast; für Fahrzeuge mit verstärktem Fahrwerk; Scheiben/Trommel; <input type="checkbox"/>		24.3727-1043.2 581043	L= 1.432
				→ 12/07; für erhöhte Nutzlast; für Fahrzeuge mit verstärktem Fahrwerk; Scheiben/Trommel; <input type="checkbox"/>		24.3727-1044.2 581044	L= 1.442
1.6	66	09/99→06/01		Scheiben/Trommel; <input type="checkbox"/>		24.3727-1043.2 581043	L= 1.432
				Scheiben/Trommel; <input type="checkbox"/>		24.3727-1044.2 581044	L= 1.442
1.9 dCi 4x4	62	10/03→		→ 12/07; Scheiben/Trommel; <input type="checkbox"/>		24.3727-1041.2 581041	L= 1.423
				→ 12/07; Scheiben/Trommel; <input type="checkbox"/>		24.3727-1042.2 581042	L= 1.421
1.9 RXED	48	09/99→06/01		nicht für erhöhte Nutzlast; für Fahrzeuge ohne verstärktes Fahrwerk; Scheiben/Trommel; <input type="checkbox"/>		24.3727-1041.2 581041	L= 1.423
				nicht für erhöhte Nutzlast; für Fahrzeuge ohne verstärktes Fahrwerk; Scheiben/Trommel; <input type="checkbox"/>		24.3727-1042.2 581042	L= 1.421
				für Fahrzeuge mit verstärktem Fahrwerk; für erhöhte Nutzlast; Scheiben/Trommel; <input type="checkbox"/>		24.3727-1043.2 581043	L= 1.432
				für Fahrzeuge mit verstärktem Fahrwerk; für erhöhte Nutzlast; Scheiben/Trommel; <input type="checkbox"/>		24.3727-1044.2 581044	L= 1.442
D 65 1.9	47	08/97→06/01		03/98→; nicht für erhöhte Nutzlast; für Fahrzeuge ohne verstärktes Fahrwerk; Scheiben/Trommel; <input type="checkbox"/>		24.3727-1041.2 581041	L= 1.423
				03/98→; nicht für erhöhte Nutzlast; für Fahrzeuge ohne verstärktes Fahrwerk; Scheiben/Trommel; <input type="checkbox"/>		24.3727-1042.2 581042	L= 1.421
				03/98→; Scheiben/Trommel; <input type="checkbox"/>		24.3727-1043.2 581043	L= 1.432
				03/98→; für erhöhte Nutzlast; für Fahrzeuge mit verstärktem Fahrwerk; Scheiben/Trommel; <input type="checkbox"/>		24.3727-1043.2 581043	L= 1.432
				03/98→; Scheiben/Trommel; <input type="checkbox"/>		24.3727-1044.2 581044	L= 1.442
→							

	kw					! #		
RENAULT - KANGOO (KC0/1_) 08/97→								
 Seilzug, Feststellbremse								
D 65 1.9	47	08/97→06/01			03/98→; für erhöhte Nutzlast; für Fahrzeuge mit verstärktem Fahrwerk; Scheiben/Trommel; <input type="checkbox"/>	24.3727-1044.2	581044	L= 1.442
RENAULT - KANGOO BE BOP (KW0/1_) 02/09→								
 Radbremszylinder								
1.5 dCi	66 - 80	02/09→	➡		Felgenreöße [Zoll]: 14; → 12/10	2	24.3222-1729.3	020526 ALU
1.5 dCi 75	55	09/10→						
1.6	78	02/09→12/12						
Zubehörsatz, Bremsbacken								
1.5 dCi	66 - 80	02/09→	➡		Felgenreöße [Zoll]: 14; → 12/10		03.0137-9228.2	669228 BDX
1.5 dCi 75	55	09/10→						
1.6	78	02/09→12/12						
 Bremsbackensatz								
1.5 dCi	66 - 80	02/09→	➡		Felgenreöße [Zoll]: 14; → 12/10		03.0137-0496.2	650496 BDX Ø 228 x 42 + HEB
1.5 dCi 75	55	09/10→					03.0520-7222.3	697222 Ø 228 x 42 + RZ / + Zub TopKit
1.6	78	02/09→12/12						
 Seilzug, Feststellbremse								
1.5 dCi	66 - 80	02/09→			→ 12/10; Felgenreöße [Zoll]: 16; für verlängerten Radstand; Scheibenbremse; <input type="checkbox"/>	2	24.3727-1082.2	581082 L= 2.015
1.5 dCi 75	55	09/10→						
1.6	78	02/09→12/12			Felgenreöße [Zoll]: 14; → 12/10; für verlängerten Radstand; <input type="checkbox"/>	2	24.3727-1095.2	581095 L= 1.970
RENAULT - KANGOO Express (FC0/1_) 08/97→								
 Radbremszylinder								
1.0	43	01/02→01/07	➡				24.3222-1715.3	020433 BDX ALU
1.0	50	01/02→01/07	➡		07/03→; für Fahrzeuge mit verstärktem Fahrwerk		24.3222-1715.3	020433 BDX ALU
			➡		07/03→; für Fahrzeuge ohne verstärktes Fahrwerk		24.3222-1716.3	020434 BDX ALU
1.2	43	08/97→	➡		03/98→ 12/07; für Fahrzeuge mit verstärktem Fahrwerk		24.3222-1715.3	020433 BDX ALU
1.4	55	08/97→06/08	➡					
D 55 1.9	40	08/97→	➡		03/98→ 12/07; für Fahrzeuge ohne verstärktes Fahrwerk		24.3222-1716.3	020434 BDX ALU
D 65 1.9	47	08/97→	➡					
1.2	44	07/98→07/01	➡		für Fahrzeuge mit verstärktem Fahrwerk		24.3222-1715.3	020433 BDX ALU
1.2 BiFuel	43	07/98→07/01	➡		für Fahrzeuge ohne verstärktes Fahrwerk		24.3222-1716.3	020434 BDX ALU
1.6	66	09/99→06/01	➡					
1.9 D	48	09/99→06/03	➡					
1.2 16V	55	10/01→	➡		→ 12/07; für Fahrzeuge mit verstärktem Fahrwerk		24.3222-1715.3	020433 BDX ALU
1.5 dCi	42 - 62	12/01→	➡					
1.6 16V	70	10/01→	➡		→ 12/07; für Fahrzeuge ohne verstärktes Fahrwerk		24.3222-1716.3	020434 BDX ALU
1.6 16V 4x4	70	10/01→						
1.6 16V bivalent	60	06/05→						
1.6 Flex	72	03/07→12/18						
1.9 dCi	62	07/03→						
1.9 dTi	59	02/00→						
Zubehörsatz, Bremsbacken								
1.0	43	01/02→01/07	➡				03.0137-9228.2	669228 BDX
1.0	50	01/02→01/07	➡		07/03→; für Fahrzeuge mit verstärktem Fahrwerk		03.0137-9228.2	669228 BDX
			➡		07/03→; für Fahrzeuge ohne verstärktes Fahrwerk		03.0137-9233.2	669233
1.2	43	08/97→	➡		03/98→ 12/07; für Fahrzeuge mit verstärktem Fahrwerk		03.0137-9228.2	669228 BDX
1.4	55	08/97→06/08	➡					
D 55 1.9	40	08/97→	➡		03/98→ 12/07; für Fahrzeuge ohne verstärktes Fahrwerk		03.0137-9233.2	669233
D 65 1.9	47	08/97→	➡					
1.2	44	07/98→07/01	➡		für Fahrzeuge mit verstärktem Fahrwerk		03.0137-9228.2	669228 BDX
1.2 BiFuel	43	07/98→07/01	➡		für Fahrzeuge ohne verstärktes Fahrwerk		03.0137-9233.2	669233
1.6	66	09/99→06/01	➡					
1.9 D	48	09/99→06/03	➡					
1.2 16V	55	10/01→	➡		→ 12/07; für Fahrzeuge mit verstärktem Fahrwerk		03.0137-9228.2	669228 BDX
1.5 dCi	42 - 62	12/01→	➡					
1.6 16V	70	10/01→	➡		→ 12/07; für Fahrzeuge ohne verstärktes Fahrwerk		03.0137-9233.2	669233
1.6 16V 4x4	70	10/01→						
1.6 16V bivalent	60	06/05→						

	kw					! #		
RENAULT - KANGOO Express (FC0/1_) 08/97→								
Zubehörsatz, Bremsbacken								
1.6 Flex 1.9 dCi 1.9 dTi	72 62 59	03/07→12/18 07/03→ 02/00→	➡	→ 12/07; für Fahrzeuge mit verstärktem Fahrwerk			03.0137-9228.2 669228	BDX
			➡	→ 12/07; für Fahrzeuge ohne verstärktes Fahrwerk			03.0137-9233.2 669233	
 Bremstrommel								
1.0	50	01/02→01/07	➡	07/03→; für Fahrzeuge ohne verstärktes Fahrwerk			24.0220-3010.1 480081	Ø 234 x 50,5 / 204,5 - RLG / - ABS Ring
1.2 1.4 D 55 1.9 D 65 1.9	43 55 40 47	08/97→ 08/97→06/08 08/97→ 08/97→	➡	03/98→ 12/07; für Fahrzeuge ohne verstärktes Fahrwerk			24.0220-3010.1 480081	Ø 234 x 50,5 / 204,5 - RLG / - ABS Ring
1.2 1.2 BiFuel 1.9 D	44 43 48	07/98→07/01 07/98→07/01 09/99→06/03	➡	für Fahrzeuge ohne verstärktes Fahrwerk			24.0220-3010.1 480081	Ø 234 x 50,5 / 204,5 - RLG / - ABS Ring
1.2 16V 1.5 dCi 1.9 dCi 1.9 dTi	55 42 - 62 62 59	10/01→ 12/01→ 07/03→ 02/00→	➡	→ 12/07; für Fahrzeuge ohne verstärktes Fahrwerk			24.0220-3010.1 480081	Ø 234 x 50,5 / 204,5 - RLG / - ABS Ring
 Bremsbackensatz								
1.0	43	01/02→01/07	➡				03.0137-0351.2 650351 03.0520-5622.3 695622	BDX Ø 229 x 42 + HEB BDX Ø 229 x 42 + RZ / + Zub TopKit
1.0	50	01/02→01/07	➡	07/03→; für Fahrzeuge ohne verstärktes Fahrwerk			03.0137-0350.2 650350 03.0520-5722.3 695722	Ø 203 x 39 + HEB BDX Ø 203 x 39 + RZ / + Zub TopKit
			➡	07/03→; für Fahrzeuge mit verstärktem Fahrwerk			03.0137-0351.2 650351 03.0520-5622.3 695622 03.0525-0020.3 EQ0020	BDX Ø 229 x 42 + HEB BDX Ø 229 x 42 + RZ / + Zub TopKit BDX Ø 229 x 42 - RZ / + Zub Easy Quick
1.2 1.4 D 55 1.9 D 65 1.9	43 55 40 47	08/97→ 08/97→06/08 08/97→ 08/97→	➡	03/98→ 12/07; für Fahrzeuge ohne verstärktes Fahrwerk			03.0137-0350.2 650350 03.0520-5722.3 695722	Ø 203 x 39 + HEB BDX Ø 203 x 39 + RZ / + Zub TopKit
			➡	03/98→ 12/07; für Fahrzeuge mit verstärktem Fahrwerk			03.0137-0351.2 650351 03.0520-5622.3 695622 03.0525-0020.3 EQ0020	BDX Ø 229 x 42 + HEB BDX Ø 229 x 42 + RZ / + Zub TopKit BDX Ø 229 x 42 - RZ / + Zub Easy Quick
1.2 1.2 BiFuel 1.9 D	44 43 48	07/98→07/01 07/98→07/01 09/99→06/03	➡	für Fahrzeuge ohne verstärktes Fahrwerk			03.0137-0350.2 650350 03.0520-5722.3 695722	Ø 203 x 39 + HEB BDX Ø 203 x 39 + RZ / + Zub TopKit
			➡	für Fahrzeuge mit verstärktem Fahrwerk			03.0137-0351.2 650351 03.0520-5622.3 695622 03.0525-0020.3 EQ0020	BDX Ø 229 x 42 + HEB BDX Ø 229 x 42 + RZ / + Zub TopKit BDX Ø 229 x 42 - RZ / + Zub Easy Quick
1.2 16V 1.5 dCi 1.6 16V 1.6 16V 4x4 1.6 16V bivalent 1.6 Flex 1.9 dCi 1.9 dTi	55 42 - 62 70 70 60 72 62 59	10/01→ 12/01→ 10/01→ 10/01→ 06/05→ 03/07→12/18 07/03→ 02/00→	➡	→ 12/07; für Fahrzeuge ohne verstärktes Fahrwerk			03.0137-0350.2 650350 03.0520-5722.3 695722	Ø 203 x 39 + HEB BDX Ø 203 x 39 + RZ / + Zub TopKit
			➡	→ 12/07; für Fahrzeuge mit verstärktem Fahrwerk			03.0137-0351.2 650351 03.0520-5622.3 695622 03.0525-0020.3 EQ0020	BDX Ø 229 x 42 + HEB BDX Ø 229 x 42 + RZ / + Zub TopKit BDX Ø 229 x 42 - RZ / + Zub Easy Quick
1.6	66	09/99→06/01	➡	für Fahrzeuge ohne verstärktes Fahrwerk			03.0137-0350.2 650350	Ø 203 x 39 + HEB
			➡	für Fahrzeuge mit verstärktem Fahrwerk			03.0137-0351.2 650351	BDX Ø 229 x 42 + HEB
 Seilzug, Feststellbremse								
1.0	43	01/02→01/07	☐				24.3727-1043.2 581043	L= 1.432
			☐				24.3727-1044.2 581044	L= 1.442
1.0	50	01/02→01/07		07/03→; für Fahrzeuge ohne verstärktes Fahrwerk; Scheiben/Trommel; ☐			24.3727-1041.2 581041	L= 1.423
				07/03→; für Fahrzeuge ohne verstärktes Fahrwerk; Scheiben/Trommel; ☐			24.3727-1042.2 581042	L= 1.421
→								

	kW					! #		
RENAULT - KANGOO Express (FC0/1_) 08/97→								
Seilzug, Feststellbremse								
1.0	50	01/02→01/07		07/03→; für Fahrzeuge mit verstärktem Fahrwerk; Scheiben/Trommel; <input type="checkbox"/>		24.3727-1043.2	581043	L= 1.432
				07/03→; für Fahrzeuge mit verstärktem Fahrwerk; Scheiben/Trommel; <input type="checkbox"/>		24.3727-1044.2	581044	L= 1.442
1.2 1.4 D 55 1.9 D 65 1.9	43 55 40 47	08/97→ 08/97→06/08 08/97→ 08/97→		03/98→ 12/07; für Fahrzeuge ohne verstärktes Fahrwerk; Scheiben/Trommel; <input type="checkbox"/>		24.3727-1041.2	581041	L= 1.423
				03/98→ 12/07; für Fahrzeuge ohne verstärktes Fahrwerk; Scheiben/Trommel; <input type="checkbox"/>		24.3727-1042.2	581042	L= 1.421
				03/98→ 12/07; für Fahrzeuge mit verstärktem Fahrwerk; Scheiben/Trommel; <input type="checkbox"/>		24.3727-1043.2	581043	L= 1.432
				03/98→ 12/07; für Fahrzeuge mit verstärktem Fahrwerk; Scheiben/Trommel; <input type="checkbox"/>		24.3727-1044.2	581044	L= 1.442
1.2 1.2 BiFuel 1.6 1.9 D	44 43 66 48	07/98→07/01 07/98→07/01 09/99→06/01 09/99→06/03		für Fahrzeuge ohne verstärktes Fahrwerk; Scheiben/Trommel; <input type="checkbox"/>		24.3727-1041.2	581041	L= 1.423
				für Fahrzeuge ohne verstärktes Fahrwerk; Scheiben/Trommel; <input type="checkbox"/>		24.3727-1042.2	581042	L= 1.421
				für Fahrzeuge mit verstärktem Fahrwerk; Scheiben/Trommel; <input type="checkbox"/>		24.3727-1043.2	581043	L= 1.432
				für Fahrzeuge mit verstärktem Fahrwerk; Scheiben/Trommel; <input type="checkbox"/>		24.3727-1044.2	581044	L= 1.442
1.2 16V 1.5 dCi 1.6 16V 1.6 16V bivalent 1.6 Flex 1.9 dCi 1.9 dTi	55 42 - 62 70 60 72 62 59	10/01→ 12/01→ 10/01→ 06/05→ 03/07→12/18 07/03→ 02/00→		→ 12/07; für Fahrzeuge ohne verstärktes Fahrwerk; Scheiben/Trommel; <input type="checkbox"/>		24.3727-1041.2	581041	L= 1.423
				→ 12/07; für Fahrzeuge ohne verstärktes Fahrwerk; Scheiben/Trommel; <input type="checkbox"/>		24.3727-1042.2	581042	L= 1.421
				→ 12/07; für Fahrzeuge mit verstärktem Fahrwerk; Scheiben/Trommel; <input type="checkbox"/>		24.3727-1043.2	581043	L= 1.432
				→ 12/07; für Fahrzeuge mit verstärktem Fahrwerk; Scheiben/Trommel; <input type="checkbox"/>		24.3727-1044.2	581044	L= 1.442














RENAULT - KANGOO Express (FW0/1_) 02/08→











Radbremsszylinder								
1.2 TCe 115 1.5 dCi 105 1.5 dCi 110 1.5 dCi 115 1.5 dCi 70 1.5 dCi 75 1.5 dCi 80 1.5 dCi 85 1.5 dCi 90 1.5 dCi 95 1.6 1.6 16V 1.6 16V FLEX 1.6 16V LPG Z.E.	84 76 80 - 81 85 50 55 59 63 66 - 67 70 64 78 78 78 44	07/13→ 02/08→ 09/10→ 10/19→ 02/08→ 09/10→ 10/19→ 02/08→ 06/09→ 10/19→ 02/08→ 02/08→ 02/08→ 02/08→ 10/11→	➔		2	24.3222-1729.3	020526	ALU








Zubehörsatz, Bremsbacken

























1.2 TCe 115 1.5 dCi 105 1.5 dCi 110 1.5 dCi 115 1.5 dCi 70 1.5 dCi 75 1.5 dCi 80 1.5 dCi 85 1.5 dCi 90 1.5 dCi 95 1.6 1.6 16V 1.6 16V FLEX 1.6 16V LPG Z.E. ➔	84 76 80 - 81 85 50 55 59 63 66 - 67 70 64 78 78 78 44	07/13→ 02/08→ 09/10→ 10/19→ 02/08→ 09/10→ 10/19→ 02/08→ 06/09→ 10/19→ 02/08→ 02/08→ 02/08→ 02/08→ 10/11→	➔			03.0137-9228.2	669228	BDX
--	--	--	---	--	--	----------------	--------	-----










	kW			 	! #		
RENAULT - KANGOO Express (FW0/1_) 02/08→							
 Bremsbackensatz							
1.2 TCe 115	84	07/13→	➔			03.0137-0496.2 650496	BDX Ø 228 x 42 + HEB
1.5 dCi 105	76	02/08→				03.0520-7222.3 697222	Ø 228 x 42 + RZ / + Zub TopKit
1.5 dCi 110	80 - 81	09/10→					
1.5 dCi 115	85	10/19→					
1.5 dCi 70	50	02/08→					
1.5 dCi 75	55	09/10→					
1.5 dCi 80	59	10/19→					
1.5 dCi 85	63	02/08→					
1.5 dCi 90	66 - 67	06/09→					
1.5 dCi 95	70	10/19→					
1.6	64	02/08→					
1.6 16V	78	02/08→					
1.6 16V FLEX	78	02/08→					
1.6 16V LPG	78	02/08→					
Z.E.	44	10/11→					
 Seilzug, Feststellbremse							
1.2 TCe 115	84	07/13→		mittlerer Radstand; Scheibenbremse; ⬇	2	24.3727-1082.2 581082	L= 2.015
1.5 dCi 105	76	02/08→					
1.5 dCi 110	80 - 81	09/10→		mittlerer Radstand; Trommelbremse; ⬆	2	24.3727-1095.2 581095	L= 1.970
1.5 dCi 115	85	10/19→					
1.5 dCi 70	50	02/08→					
1.5 dCi 75	55	09/10→					
1.5 dCi 80	59	10/19→					
1.5 dCi 85	63	02/08→					
1.5 dCi 90	66 - 67	06/09→					
1.5 dCi 95	70	10/19→					
1.6	64	02/08→					
1.6 16V	78	02/08→					
1.6 16V FLEX	78	02/08→					
1.6 16V LPG	78	02/08→					
Z.E.	44	10/11→					
RENAULT - KAPTUR (H5_) 03/16→							
 Radbremszylinder							
1.6	84	03/16→	➔		2	24.3222-1729.3 020526	ALU
Zubehörsatz, Bremsbacken							
1.6	84	03/16→	➔			03.0137-9228.2 669228	BDX
2.0 4WD	105	03/16→	➔			03.0137-9312.2 669312	
 Bremsbackensatz							
1.6	84	03/16→	➔			03.0137-0496.2 650496 03.0520-7222.3 697222	BDX Ø 228 x 42 + HEB Ø 228 x 42 + RZ / + Zub TopKit
2.0 4WD	105	03/16→	➔			03.0137-0507.2 650507	Ø 228 x 42 + HEB
RENAULT - KOLEOS I (HY_) 09/08→							
 Bremsbackensatz, Feststellbremse							
2.0	103	08/13→	➔			03.0137-3012.2 653012	Ø 172 x 32 - HEB
2.0 dCi	110 - 127	09/08→					
2.0 dCi 4x4	110 - 130	09/08→					
2.5	126	09/08→					
2.5 4x4	126	09/08→					
Zubehörsatz, Feststellbremsbacken							
2.0	103	08/13→	➔			03.0137-9335.2 669335	
2.0 dCi	110 - 127	09/08→					
2.0 dCi 4x4	110 - 130	09/08→					
2.5	126	09/08→					
2.5 4x4	126	09/08→					
 Seilzug, Feststellbremse							
2.0	103	08/13→		- eFSB; Scheiben/Trommel; → 12/13; ☐		24.3727-1087.2 581087	L= 1.760
2.0 dCi	110 - 127	09/08→				24.3727-1088.2 581088	L= 1.760
2.0 dCi 4x4	110 - 127	09/08→		- eFSB; ☐		24.3727-1732.2 581732	L= 262
2.5	126	09/08→					
→							




































	kw			 	! #		
RENAULT - KOLEOS I (HY_) 09/08→							
 Seilzug, Feststellbremse							
2.5 4x4	126	09/08→		- eFSB; Scheiben/Trommel; → 12/13; <input type="checkbox"/>		24.3727-1087.2 581087	L= 1.760
				- eFSB; Scheiben/Trommel; → 12/13; <input type="checkbox"/>		24.3727-1088.2 581088	L= 1.760
				- eFSB; <input type="checkbox"/>		24.3727-1732.2 581732	L= 262
2.0 dCi 4x4	130	09/08→03/13		- eFSB; Scheiben/Trommel; <input type="checkbox"/>		24.3727-1087.2 581087	L= 1.760
				- eFSB; Scheiben/Trommel; <input type="checkbox"/>		24.3727-1088.2 581088	L= 1.760
				- eFSB; <input type="checkbox"/>		24.3727-1732.2 581732	L= 262
RENAULT - LAGUNA I (B56_, 556_) 11/93→08/02							
 Radbremszylinder							
1.6 16V 1.9 dTi	79 72	11/97→03/01 10/97→03/01	➡	→ 02/01	2	24.3220-1711.3 020409	TRW GG
1.8	69 - 70	06/95→02/01	➡	→ 06/95; - ABS	2	24.3219-1611.3 020367	GG
			➡	07/95→	2	24.3219-1611.3 020367	GG
1.8	66	11/93→03/01	➡	→ 02/01; - ABS	2	24.3219-1611.3 020367	GG
1.8	66	08/95→03/01	➡	→ 04/98	2	24.3219-1611.3 020367	GG
			➡	05/98→ 02/01	2	24.3220-1711.3 020409	TRW GG
1.8	69	08/95→03/01	➡	→ 02/01	2	24.3219-1611.3 020367	GG
1.8 16V	88	04/98→03/01	➡	→ 02/01; nicht für Ausstattungsvariante: Initiale / Fairway	2	24.3220-1711.3 020409	TRW GG
2.0	80	03/99→03/01	➡	→ 02/01; nicht für Ausstattungsvariante: Fairway	2	24.3220-1711.3 020409	TRW GG
2.0	84	06/95→02/01	➡	- ABS	2	24.3219-1611.3 020367	GG
2.0	83	11/93→03/01	➡	→ 06/95; - ABS	2	24.3219-1611.3 020367	GG
			➡	07/95→ 02/01; nicht für Ausstattungsvariante: Baccara / Initiale	2	24.3219-1611.3 020367	GG
			➡	07/95→ 02/01	2	24.3219-1611.3 020367	GG
2.2 D	61	11/93→03/01	➡	→ 06/95; - ABS	2	24.3219-1611.3 020367	GG
Zubehörsatz, Bremsbacken							
1.6 16V 1.8 1.9 dTi	79 66 - 69 72	11/97→03/01 08/95→03/01 10/97→03/01	➡	→ 02/01		03.0137-9158.2 669158	TRW
1.8	69 - 70	06/95→02/01	➡	→ 06/95; - ABS		03.0137-9158.2 669158	TRW
			➡	07/95→		03.0137-9158.2 669158	TRW
1.8	66	11/93→03/01	➡	→ 02/01; - ABS		03.0137-9158.2 669158	TRW
1.8 16V	88	04/98→03/01	➡	→ 02/01; nicht für Ausstattungsvariante: Initiale / Fairway		03.0137-9158.2 669158	TRW
2.0	80	03/99→03/01	➡	→ 02/01; nicht für Ausstattungsvariante: Fairway		03.0137-9158.2 669158	TRW
2.0 2.2 D	84 61	06/95→02/01 11/93→03/01	➡	→ 06/95; - ABS		03.0137-9158.2 669158	TRW
2.0	83	11/93→03/01	➡	07/95→ 02/01; nicht für Ausstattungsvariante: Initiale / Baccara		03.0137-9158.2 669158	TRW
			➡	→ 06/95; - ABS		03.0137-9158.2 669158	TRW
			➡	07/95→ 02/01		03.0137-9158.2 669158	TRW
 Bremstrommel							
1.6 16V 1.8 1.9 dTi	79 66 - 69 72	11/97→03/01 08/95→03/01 10/97→03/01	➡	→ 02/01		24.0220-3012.1 480088	Ø 234 x 50 / 204,5 - RLG / - ABS Ring
1.8	69 - 70	06/95→02/01	➡	→ 06/95; - ABS		24.0220-3012.1 480088	Ø 234 x 50 / 204,5 - RLG / - ABS Ring
			➡	07/95→		24.0220-3012.1 480088	Ø 234 x 50 / 204,5 - RLG / - ABS Ring
1.8	66	11/93→03/01	➡	→ 02/01; - ABS		24.0220-3012.1 480088	Ø 234 x 50 / 204,5 - RLG / - ABS Ring
1.8 16V	88	04/98→03/01	➡	→ 02/01; nicht für Ausstattungsvariante: Initiale / Fairway		24.0220-3012.1 480088	Ø 234 x 50 / 204,5 - RLG / - ABS Ring
2.0	80	03/99→03/01	➡	→ 02/01; nicht für Ausstattungsvariante: Fairway		24.0220-3012.1 480088	Ø 234 x 50 / 204,5 - RLG / - ABS Ring
→							





















	kw			 	! #		
RENAULT - LAGUNA I (B56_, 556_) 11/93→08/02							
Bremstrommel							
2.0 2.2 D	84 61	06/95→02/01 11/93→03/01	➡	→ 06/95; - ABS		24.0220-3012.1 480088	Ø 234 x 50 / 204,5 - RLG / - ABS Ring
2.0	83	11/93→03/01	➡	07/95→ 02/01; nicht für Ausstattungsvariante: Initiale / Baccara		24.0220-3012.1 480088	Ø 234 x 50 / 204,5 - RLG / - ABS Ring
				→ 06/95; - ABS		24.0220-3012.1 480088	Ø 234 x 50 / 204,5 - RLG / - ABS Ring
				07/95→ 02/01		24.0220-3012.1 480088	Ø 234 x 50 / 204,5 - RLG / - ABS Ring
Bremsbackensatz							
1.6 16V 1.9 dTi	79 72	11/97→03/01 10/97→03/01	➡	→ 02/01		03.0137-0312.2 650312	TRW Ø 203 x 38
						03.0520-7120.3 697120	TRW Ø 203 x 39 + RZ / + Zub TopKit
1.8	69 - 70	06/95→02/01	➡	→ 06/95; - ABS		03.0137-0312.2 650312	TRW Ø 203 x 38
						03.0520-2219.3 692219	TRW Ø 203 x 39 + RZ / + Zub TopKit
			➡	07/95→		03.0137-0312.2 650312	TRW Ø 203 x 38
						03.0520-2219.3 692219	TRW Ø 203 x 39 + RZ / + Zub TopKit
1.8	66	11/93→03/01	➡	→ 02/01; - ABS		03.0137-0312.2 650312	TRW Ø 203 x 38
						03.0520-2219.3 692219	TRW Ø 203 x 39 + RZ / + Zub TopKit
1.8	66	08/95→03/01	➡	→ 02/01		03.0137-0312.2 650312	TRW Ø 203 x 38
			➡	→ 04/98		03.0520-2219.3 692219	TRW Ø 203 x 39 + RZ / + Zub TopKit
			➡	05/98→ 02/01		03.0520-7120.3 697120	TRW Ø 203 x 39 + RZ / + Zub TopKit
1.8	69	08/95→03/01	➡	→ 02/01		03.0137-0312.2 650312	TRW Ø 203 x 38
						03.0520-2219.3 692219	TRW Ø 203 x 39 + RZ / + Zub TopKit
1.8 16V	88	04/98→03/01	➡	→ 02/01; nicht für Ausstattungsvariante: Initiale / Fairway		03.0137-0312.2 650312	TRW Ø 203 x 38
						03.0520-7120.3 697120	TRW Ø 203 x 39 + RZ / + Zub TopKit
2.0	80	03/99→03/01	➡	→ 02/01; nicht für Ausstattungsvariante: Fairway		03.0137-0312.2 650312	TRW Ø 203 x 38
						03.0520-7120.3 697120	TRW Ø 203 x 39 + RZ / + Zub TopKit
2.0	84	06/95→02/01	➡	→ 06/95; - ABS		03.0137-0312.2 650312	TRW Ø 203 x 38
				- ABS		03.0520-2219.3 692219	TRW Ø 203 x 39 + RZ / + Zub TopKit
2.0	83	11/93→03/01	➡	07/95→ 02/01; nicht für Ausstattungsvariante: Baccara / Initiale		03.0137-0312.2 650312	TRW Ø 203 x 38
						03.0520-2219.3 692219	TRW Ø 203 x 39 + RZ / + Zub TopKit
				07/95→ 02/01		03.0137-0312.2 650312	TRW Ø 203 x 38
						03.0520-2219.3 692219	TRW Ø 203 x 39 + RZ / + Zub TopKit
			➡	07/95→ 02/01; nicht für Ausstattungsvariante: Initiale / Baccara		03.0520-2219.3 692219	TRW Ø 203 x 39 + RZ / + Zub TopKit
2.2 D	61	11/93→03/01	➡	→ 06/95; - ABS		03.0137-0312.2 650312	TRW Ø 203 x 38
						03.0520-2219.3 692219	TRW Ø 203 x 39 + RZ / + Zub TopKit
Seilzug, Feststellbremse							
1.6 16V 1.8 1.9 dTi 2.0	79 66 - 69 72 80	11/97→03/01 08/95→03/01 10/97→03/01 03/99→03/01		→ 02/01; Trommelbremse; ⚠	2	24.3727-1032.2 581032	L= 1.187
1.8	69 - 70	06/95→02/01		Trommelbremse; ⚠	2	24.3727-1032.2 581032	L= 1.187
1.8	66	11/93→03/01		05/95→ 02/01; Trommelbremse; ⚠	2	24.3727-1032.2 581032	L= 1.187
				→ 04/95; - ABS; Trommelbremse; ⚠	2	24.3727-1032.2 581032	L= 1.187
				→ 04/95; + ABS; Scheibenbremse; ⚠	2	24.3727-1033.2 581033	L= 1.247
1.8 16V →	88	04/98→03/01		→ 02/01; Trommelbremse; nicht für Ausstattungsvariante: Initiale; ⚠	2	24.3727-1032.2 581032	L= 1.187














	kw					! #		
RENAULT - LAGUNA I (B56_, 556_) 11/93→08/02								
 Seilzug, Feststellbremse								
1.8 16V	88	04/98→03/01		→ 02/01; Scheibenbremse; Initiale; 	2	24.3727-1053.2	581053	L= 1.183
1.9 dCi	79	09/99→03/01		→ 02/01; Scheibenbremse; 	2	24.3727-1053.2	581053	L= 1.183
2.0 16V	103	09/99→03/01						
3.0 24V	140	03/97→03/01						
2.0	83	11/93→03/01		05/95→ 02/01; Trommelbremse; nicht für Ausstattungsvariante: Baccara; 	2	24.3727-1032.2	581032	L= 1.187
				→ 04/95; - ABS; Trommelbremse; nicht für Ausstattungsvariante: Baccara; 	2	24.3727-1032.2	581032	L= 1.187
				→ 01/97; Scheibenbremse; Baccara; 	2	24.3727-1033.2	581033	L= 1.247
				→ 04/95; + ABS; Scheibenbremse; nicht für Ausstattungsvariante: Baccara; 	2	24.3727-1033.2	581033	L= 1.247
				02/97→ 02/01; Scheibenbremse; Baccara; 	2	24.3727-1053.2	581053	L= 1.183
2.0 16V	102	06/95→03/01		→ 02/01; - ABS; Scheibenbremse; 	2	24.3727-1033.2	581033	L= 1.247
2.2 dT	83	03/96→03/01		→ 01/97; + ABS; Scheibenbremse; 	2	24.3727-1033.2	581033	L= 1.247
				02/97→ 02/01; + ABS; Scheibenbremse; 	2	24.3727-1053.2	581053	L= 1.183
2.2 D	61	11/93→03/01		→ 02/01; - ABS; Trommelbremse; 	2	24.3727-1032.2	581032	L= 1.187
				→ 02/01; + ABS; Scheibenbremse; 	2	24.3727-1033.2	581033	L= 1.247
3.0	123	11/93→03/01		→ 01/97; Scheibenbremse; 	2	24.3727-1033.2	581033	L= 1.247
				02/97→ 02/01; Scheibenbremse; 	2	24.3727-1053.2	581053	L= 1.183
RENAULT - LAGUNA I Grandtour (K56_) 09/95→08/02								
 Radbremszylinder								
1.6 16V	79	11/97→03/01	➡	→ 02/01	2	24.3222-1713.3	020431	TRW GG
1.9 dTi	72	10/97→03/01						
1.8	66	09/95→03/01	➡	→ 05/96; - ABS	2	24.3220-1711.3	020409	TRW GG
			➡	06/96→ 02/01	2	24.3220-1711.3	020409	TRW GG
			➡	06/96→ 04/98	2	24.3220-1711.3	020409	TRW GG
			➡	05/98→ 02/01	2	24.3222-1713.3	020431	TRW GG
1.8	69	09/95→03/01	➡	→ 05/96; - ABS	2	24.3220-1711.3	020409	TRW GG
2.2 D	61	09/95→03/01	➡	06/96→ 02/01	2	24.3220-1711.3	020409	TRW GG
1.8 16V	88	04/98→03/01	➡	→ 02/01; nicht für Ausstattungsvariante: Fairway	2	24.3222-1713.3	020431	TRW GG
2.0	84	10/98→01/01	➡		2	24.3222-1713.3	020431	TRW GG
2.0	83	09/95→03/01	➡	11/95→ 05/96; - ABS	2	24.3220-1711.3	020409	TRW GG
			➡	→ 05/96; - ABS	2	24.3220-1711.3	020409	TRW GG
			➡	06/96→ 04/98	2	24.3220-1711.3	020409	TRW GG
			➡	→ 02/01	2	24.3220-1711.3	020409	TRW GG
			➡	06/96→ 02/01	2	24.3220-1711.3	020409	TRW GG
			➡	05/98→ 02/01	2	24.3222-1713.3	020431	TRW GG
Zubehörsatz, Bremsbacken								
1.6 16V	79	11/97→03/01	➡	→ 02/01		03.0137-9220.2	669220	TRW
1.9 dTi	72	10/97→03/01						
1.8	66 - 69	09/95→03/01	➡	→ 05/96; - ABS		03.0137-9220.2	669220	TRW
2.2 D	61	09/95→03/01	➡	06/96→ 02/01		03.0137-9220.2	669220	TRW
1.8 16V	88	04/98→03/01	➡	→ 02/01; nicht für Ausstattungsvariante: Fairway		03.0137-9220.2	669220	TRW
			➡	02/99→ 02/01		03.0137-9220.2	669220	TRW
			➡	05/99→ 02/01		03.0137-9220.2	669220	TRW
2.0	84	10/98→01/01	➡			03.0137-9220.2	669220	TRW
2.0	83	09/95→03/01	➡	→ 05/96; - ABS		03.0137-9220.2	669220	TRW
			➡	11/95→ 05/96; - ABS		03.0137-9220.2	669220	TRW
			➡	→ 02/01		03.0137-9220.2	669220	TRW
			➡	06/96→ 02/01		03.0137-9220.2	669220	TRW
 Bremsbackensatz								
1.6 16V	79	11/97→03/01	➡	→ 02/01		03.0137-0336.2	650336	TRW Ø 229 x 42 + HEB
1.9 dTi	72	10/97→03/01						
















	kw					! #			
RENAULT - LAGUNA I Grandtour (K56_) 09/95→08/02									
Bremsbackensatz									
1.6 16V 1.9 dTi	79 72	11/97→03/01 10/97→03/01	➡	→ 02/01			03.0520-5922.3 695922 03.0525-0018.3 EQ0018	TRW Ø 229 x 42 + RZ / + Zub TopKit TRW Ø 229 x 42 - RZ / + Zub Easy Quick	
1.8	66	09/95→03/01	➡	→ 05/96; - ABS			03.0137-0336.2 650336 03.0520-5520.3 695520 03.0525-0018.3 EQ0018	TRW Ø 229 x 42 + HEB TRW Ø 229 x 42 + RZ / + Zub TopKit TRW Ø 229 x 42 - RZ / + Zub Easy Quick	
				➡	06/96→ 02/01			03.0137-0336.2 650336 03.0520-5520.3 695520 03.0525-0018.3 EQ0018	TRW Ø 229 x 42 + HEB TRW Ø 229 x 42 + RZ / + Zub TopKit TRW Ø 229 x 42 - RZ / + Zub Easy Quick
				➡	06/96→ 04/98			03.0520-5520.3 695520 03.0525-0018.3 EQ0018	TRW Ø 229 x 42 + RZ / + Zub TopKit TRW Ø 229 x 42 - RZ / + Zub Easy Quick
				➡	05/98→ 02/01			03.0520-5922.3 695922 03.0525-0018.3 EQ0018	TRW Ø 229 x 42 + RZ / + Zub TopKit TRW Ø 229 x 42 - RZ / + Zub Easy Quick
				➡	06/96→ 02/01			03.0137-0336.2 650336 03.0520-5520.3 695520 03.0525-0018.3 EQ0018	TRW Ø 229 x 42 + HEB TRW Ø 229 x 42 + RZ / + Zub TopKit TRW Ø 229 x 42 - RZ / + Zub Easy Quick
1.8 2.2 D	69 61	09/95→03/01 09/95→03/01	➡	→ 05/96; - ABS			03.0137-0336.2 650336 03.0520-5520.3 695520 03.0525-0018.3 EQ0018	TRW Ø 229 x 42 + HEB TRW Ø 229 x 42 + RZ / + Zub TopKit TRW Ø 229 x 42 - RZ / + Zub Easy Quick	
				➡	06/96→ 02/01			03.0137-0336.2 650336 03.0520-5520.3 695520 03.0525-0018.3 EQ0018	TRW Ø 229 x 42 + HEB TRW Ø 229 x 42 + RZ / + Zub TopKit TRW Ø 229 x 42 - RZ / + Zub Easy Quick
1.8 16V	88	04/98→03/01	➡	02/99→ 02/01			03.0137-0336.2 650336	TRW Ø 229 x 42 + HEB	
				➡	→ 02/01; nicht für Ausstattungsvariante: Fairway			03.0137-0336.2 650336 03.0520-5922.3 695922	TRW Ø 229 x 42 + HEB TRW Ø 229 x 42 + RZ / + Zub TopKit
				➡	05/99→ 02/01			03.0137-0336.2 650336	TRW Ø 229 x 42 + HEB
				➡	→ 02/01			03.0525-0018.3 EQ0018	TRW Ø 229 x 42 - RZ / + Zub Easy Quick
2.0	84	10/98→01/01	➡			03.0137-0336.2 650336 03.0520-5520.3 695520 03.0525-0018.3 EQ0018	TRW Ø 229 x 42 + HEB TRW Ø 229 x 42 + RZ / + Zub TopKit TRW Ø 229 x 42 - RZ / + Zub Easy Quick		
2.0	83	09/95→03/01	➡	11/95→ 05/96; - ABS			03.0137-0336.2 650336 03.0520-5520.3 695520 03.0525-0018.3 EQ0018	TRW Ø 229 x 42 + HEB TRW Ø 229 x 42 + RZ / + Zub TopKit TRW Ø 229 x 42 - RZ / + Zub Easy Quick	
				➡	→ 05/96; - ABS			03.0137-0336.2 650336 03.0520-5520.3 695520 03.0525-0018.3 EQ0018	TRW Ø 229 x 42 + HEB TRW Ø 229 x 42 + RZ / + Zub TopKit TRW Ø 229 x 42 - RZ / + Zub Easy Quick
				➡	→ 02/01			03.0137-0336.2 650336 03.0520-5520.3 695520 03.0525-0018.3 EQ0018	TRW Ø 229 x 42 + HEB TRW Ø 229 x 42 + RZ / + Zub TopKit TRW Ø 229 x 42 - RZ / + Zub Easy Quick
				➡	06/96→ 02/01			03.0137-0336.2 650336 03.0520-5520.3 695520 03.0525-0018.3 EQ0018	TRW Ø 229 x 42 + HEB TRW Ø 229 x 42 + RZ / + Zub TopKit TRW Ø 229 x 42 - RZ / + Zub Easy Quick
				➡	06/96→ 04/98			03.0520-5520.3 695520 03.0525-0018.3 EQ0018	TRW Ø 229 x 42 + RZ / + Zub TopKit TRW Ø 229 x 42 - RZ / + Zub Easy Quick
				➡					































	kw					! #		
RENAULT - LAGUNA I Grandtour (K56_) 09/95→08/02								
 Bremsbackensatz								
2.0	83	09/95→03/01	➔	05/98→02/01			03.0520-5922.3 695922 03.0525-0018.3 EQ0018	TRW Ø 229 x 42 + RZ / + Zub TopKit TRW Ø 229 x 42 - RZ / + Zub Easy Quick
 Seilzug, Feststellbremse								
1.6 16V 1.8 16V 1.9 dTi	79 88 72	11/97→03/01 04/98→03/01 10/97→03/01		→ 02/01; Trommelbremse; 	2	24.3727-1040.2 581040		L= 1.190
1.8 2.2 D	66 - 69 61	09/95→03/01 09/95→03/01		→ 05/96; + ABS; Scheibenbremse;  06/96→02/01; Trommelbremse; 	2	24.3727-1033.2 581033 24.3727-1040.2 581040		L= 1.247 L= 1.190
1.9 dCi 3.0 24V	79 140	09/99→03/01 03/97→03/01		→ 02/01; Scheibenbremse; 	2	24.3727-1053.2 581053		L= 1.183
2.0	84	10/98→01/01		+ ABS; Scheibenbremse;  Trommelbremse; 	2	24.3727-1033.2 581033 24.3727-1040.2 581040		L= 1.247 L= 1.190
2.0	83	09/95→03/01		11/95→05/96; + ABS; Scheibenbremse;  → 05/96; + ABS; Scheibenbremse;  11/95→05/96; - ABS; Trommelbremse;  → 02/01; Trommelbremse;  → 05/96; - ABS; Trommelbremse;  06/96→02/01; Trommelbremse; 	2	24.3727-1033.2 581033 24.3727-1033.2 581033 24.3727-1040.2 581040 24.3727-1040.2 581040 24.3727-1040.2 581040 24.3727-1040.2 581040		L= 1.247 L= 1.247 L= 1.190 L= 1.190 L= 1.190 L= 1.190
2.0 16V	102	09/95→03/01		→ 01/97; Scheibenbremse;  → 02/01; Scheibenbremse;  09/99→02/01; Scheibenbremse;  02/97→02/01; Scheibenbremse; 	2	24.3727-1033.2 581033 24.3727-1033.2 581033 24.3727-1053.2 581053 24.3727-1053.2 581053		L= 1.247 L= 1.247 L= 1.183 L= 1.183
2.2 dT	83	03/96→03/01		→ 01/97; Scheibenbremse;  02/97→02/01; Scheibenbremse; 	2	24.3727-1033.2 581033 24.3727-1053.2 581053		L= 1.247 L= 1.183
3.0	123	02/96→03/01		→ 02/01; Scheibenbremse;  03/96→01/97; Scheibenbremse;  02/97→02/01; Scheibenbremse; 	2	24.3727-1033.2 581033 24.3727-1033.2 581033 24.3727-1053.2 581053		L= 1.247 L= 1.247 L= 1.183
RENAULT - LAGUNA II (BG0/1_) 03/01→12/07								
 Seilzug, Feststellbremse								
1.6 1.6 16V 1.6 LPG 1.8 16V 1.9 dCi 1.9 dCi 2.0 16V 2.0 16V Turbo 2.0 dCi 2.2 dCi 2.9 V6 24V	76 79 79 86 - 89 68 - 74 77 98 120 110 85 - 110 155	03/01→05/05 03/01→05/05 03/01→05/05 03/01→05/05 10/01→05/05 06/01→05/05 08/02→12/06 01/03→03/05 08/05→08/06 10/01→08/06 03/01→08/07		Scheibenbremse; 	2	24.3727-1062.2 581062		L= 2.220
1.6 16V 1.8 16V 1.9 dCi 2.0 16V 2.0 16V IDE 2.0 dCi 2.2 dCi 3.0 V6 24V	82 85 - 88 79 - 96 99 - 150 103 127 102 152	02/05→08/07 03/01→12/07 03/01→12/07 08/02→12/07 04/01→09/07 01/06→08/07 05/05→08/07 03/01→08/07		→ 06/07; Scheibenbremse; 	2	24.3727-1062.2 581062		L= 2.220
RENAULT - LAGUNA II Grandtour (KG0/1_) 03/01→12/07								
 Seilzug, Feststellbremse								
1.6 1.8 16V 1.9 dCi 1.9 dCi 2.0 16V Turbo 2.0 dCi ➔	76 85 - 89 68 - 74 77 120 110	03/01→10/05 03/01→05/05 10/01→05/05 06/01→05/05 01/03→08/05 08/05→08/06		Scheibenbremse; 	2	24.3727-1062.2 581062		L= 2.220
















	kW			 	! #		
RENAULT - LAGUNA II Grandtour (KG0/1_) 03/01→12/07							
 Seilzug, Feststellbremse							
2.2 dCi	85 - 110	10/01→08/06		Scheibenbremse; 	2	24.3727-1062.2 581062	L= 2.220
2.9 V6 24V	155	10/03→12/07					
3.0 V6 24V	152	03/01→12/07					
1.6 16V	79 - 82	03/01→12/07		→ 06/07; Scheibenbremse; 	2	24.3727-1062.2 581062	L= 2.220
1.6 Bifuel	79	06/05→12/07					
1.9 dCi	79 - 96	03/01→12/07					
2.0 16V	98 - 150	08/02→12/07					
2.0 16V IDE	103	04/01→09/07					
2.0 dCi	127	01/06→12/07					
2.2 dCi	102	05/05→12/07					
1.9 dCi	66	08/03→09/07		03/04→ 06/07; Scheibenbremse; 	2	24.3727-1062.2 581062	L= 2.220
RENAULT - LAGUNA III (BT0/1) 10/07→12/15							
 Seilzug, Feststellbremse							
1.5 dCi	81	10/07→12/15		Scheibenbremse; 	2	24.3727-1089.2 581089	L= 2.224
1.6 16V	81	10/07→12/15					
2.0 16V	103	10/07→12/12					
2.0 16V Hi-Flex	103	10/07→12/15					
2.0 16V Turbo	125	10/07→12/15					
2.0 dCi	96 - 127	10/07→12/15					
2.0 dCi GT	131	03/08→12/15					
2.0 GT	150	03/08→12/15					
3.0 dCi	173	09/08→12/15					
3.5 V6	175	04/08→12/15					
RENAULT - LAGUNA III Grandtour (KT0/1) 10/07→12/15							
 Seilzug, Feststellbremse							
1.5 dCi	81	10/07→12/15		Scheibenbremse; 	2	24.3727-1089.2 581089	L= 2.224
1.6 16V	81	10/07→12/15					
2.0 16V	103	10/07→12/15					
2.0 16V Hi-Flex	103	10/07→12/15					
2.0 16V Turbo	125	10/07→12/15					
2.0 dCi	96 - 127	10/07→12/15					
2.0 dCi GT	131	03/08→12/15					
2.0 GT	150	03/08→12/15					
3.0 dCi	173	09/08→12/15					
3.5 V6	175	04/08→12/15					
RENAULT - LAGUNA Coupe (DT0/1) 09/08→12/15							
 Seilzug, Feststellbremse							
1.5 dCi	81	03/12→12/15		Scheibenbremse; 	2	24.3727-1089.2 581089	L= 2.224
2.0 16V Turbo	125	09/08→12/15					
2.0 dCi	110 - 127	09/08→12/15					
2.0 dCi GT	131	09/08→12/15					
2.0 GT	150	09/08→12/15					
3.0 dCi	173 - 177	09/08→12/15					
3.5 V6	175	09/08→12/15					
RENAULT - LODGY (JS_) 07/13→							
 Radbremszylinder							
1.5 dCi	62	01/15→	➔		2	24.3222-1729.3 020526	ALU
1.6	59	07/13→					
Zubehörsatz, Bremsbacken							
1.5 dCi	62	01/15→	➔			03.0137-9228.2 669228	BDX
1.6	59	07/13→					
 Bremsbackensatz							
1.5 dCi	62	01/15→	➔			03.0137-0496.2 650496	BDX Ø 228 x 42 + HEB
1.6	59	07/13→				03.0520-7222.3 697222	Ø 228 x 42 + RZ / + Zub TopKit
RENAULT - LOGAN/STEPWAY II (L8_) 09/12→							
 Radbremszylinder							
1.2	55	11/13→	➔		2	24.3217-1711.3 020449	BOS ALU
1.2 16V LPG	53	11/13→					
1.6	59 - 83	11/13→	➔	- ABS	2	24.3219-1761.3 020536	ALU
			➔	+ ABS	2	24.3222-1729.3 020526	ALU
→							

	kw					! #		
RENAULT - LOGAN/STEPWAY II (L8_) 09/12→								
 Radbremszylinder								
1.5 dCi	62 - 66	12/13→	→	- ABS	2	24.3219-1761.3	020536	ALU
			→	+ ABS	2	24.3222-1729.3	020526	ALU
Zubehörsatz, Bremsbacken								
1.2	55	11/13→	→			03.0137-9228.2	669228	BDX
1.2 16V LPG	53	11/13→				03.0137-9274.2	669274	BOS
1.6	59 - 83	11/13→						
1.5 dCi	62 - 66	12/13→	→			03.0137-9228.2	669228	BDX
 Bremsbackensatz								
1.2	55	11/13→	→			03.0137-0496.2	650496	BDX Ø 228 x 42 + HEB
1.2 16V LPG	53	11/13→				03.0137-0532.2	650532	BOS Ø 203 x 39 + HEB
1.6	59 - 83	11/13→	→	+ ABS		03.0520-7919.3	697919	Ø 228 x 42 + RZ / + Zub TopKit
1.5 dCi	62 - 66	12/13→	→			03.0137-0496.2	650496	BDX Ø 228 x 42 + HEB
			→	+ ABS		03.0520-7919.3	697919	Ø 228 x 42 + RZ / + Zub TopKit
 Seilzug, Feststellbremse								
1.6	75 - 83	04/14→		↓	2	24.3727-1073.2	581073	L= 1.680
RENAULT - LOGAN I (LS_) 09/04→								
 Radbremszylinder								
1.4	55	09/04→	→		2	24.3217-1710.3	020420	TRW GG
1.4 LPG	53	02/08→10/13				24.3219-1722.3	020426	BDX GG
1.5 dCi	48 - 63	04/06→	→	→ 04/13	2	24.3217-1710.3	020420	TRW GG
1.6	64 - 77	09/04→				24.3219-1722.3	020426	BDX GG
Zubehörsatz, Bremsbacken								
1.4	55	09/04→	→			03.0137-9088.2	669088	BDX
1.4 LPG	53	02/08→10/13				03.0137-9274.2	669274	BOS
1.5 dCi	48 - 63	04/06→	→	→ 04/13		03.0137-9088.2	669088	BDX
1.6	64 - 77	09/04→				03.0137-9274.2	669274	BOS
 Bremstrommel								
1.4	55	09/04→	→			24.0218-0032.1	480118	Ø 208 x 53,5 / 181 - RLG
1.4 LPG	53	02/08→10/13	→	- ABS		24.0220-3037.1	480308	Ø 234 x 48 / 204,5 - RLG / - ABS Ring
						24.0220-3721.2	480213	Ø 234 x 48 / 204,5 + RLG / + ABS Ring
1.5 dCi	48 - 63	04/06→	→	→ 04/13		24.0218-0032.1	480118	Ø 208 x 53,5 / 181 - RLG
1.6	64 - 77	09/04→	→	→ 04/13; - ABS		24.0220-3037.1	480308	Ø 234 x 48 / 204,5 - RLG / - ABS Ring
						24.0220-3721.2	480213	Ø 234 x 48 / 204,5 + RLG / + ABS Ring
 Bremsbackensatz								
1.4	55	09/04→	→			03.0137-0358.2	650358	BDX Ø 180 x 42 + HEB
1.4 LPG	53	02/08→10/13				03.0137-0532.2	650532	BOS Ø 203 x 39 + HEB
						03.0520-3517.3	693517	TRW Ø 203 x 39 + RZ / + Zub TopKit
						03.0520-4719.3	694719	BOS Ø 180 x 42 + RZ / + Zub TopKit
						03.0525-0023.3	EQ0023	BDX Ø 180 x 42 - RZ / + Zub Easy Quick
1.5 dCi	48 - 63	04/06→	→	→ 04/13		03.0137-0358.2	650358	BDX Ø 180 x 42 + HEB
1.6	64 - 77	09/04→				03.0137-0532.2	650532	BOS Ø 203 x 39 + HEB
						03.0520-3517.3	693517	TRW Ø 203 x 39 + RZ / + Zub TopKit
						03.0520-4719.3	694719	BOS Ø 180 x 42 + RZ / + Zub TopKit
						03.0525-0023.3	EQ0023	BDX Ø 180 x 42 - RZ / + Zub Easy Quick











































	kw					! #		
RENAULT - LOGAN I (LS_) 09/04→								
 Seilzug, Feststellbremse								
1.4 1.4 LPG	55 53	09/04→ 02/08→10/13			Trommelbremse; ↓	2	24.3727-1073.2 581073	L= 1.680
1.5 dCi 1.6	48 - 63 64 - 77	04/06→ 09/04→			→ 04/13; Trommelbremse; ↓	2	24.3727-1073.2 581073	L= 1.680
RENAULT - LOGAN I Kombi (KS_) 04/07→								
 Radbremszylinder								
1.4 1.5 dCi 1.6	55 50 - 66 64 - 77	10/07→ 04/07→ 04/07→	→		→ 04/13	2	24.3217-1710.3 020420 24.3219-1722.3 020426	TRW GG BDX GG
Zubehörsatz, Bremsbacken								
1.4 1.5 dCi 1.6	55 50 - 66 64 - 77	10/07→ 04/07→ 04/07→	→		→ 04/13		03.0137-9088.2 669088 03.0137-9278.2 669278	BDX
 Bremsstrommel								
1.4 1.5 dCi 1.6	55 50 - 66 64 - 77	10/07→ 04/07→ 04/07→	→		→ 04/13 → 04/13; - ABS		24.0218-0032.1 480118 24.0220-3037.1 480308 24.0220-3721.2 480213	Ø 208 x 53,5 / 181 - RLG Ø 234 x 48 / 204,5 - RLG / - ABS Ring Ø 234 x 48 / 204,5 + RLG / + ABS Ring
 Bremsbackensatz								
1.4 1.5 dCi 1.6	55 50 - 66 64 - 77	10/07→ 04/07→ 04/07→	→		→ 04/13 → 04/13; - ABS		03.0137-0312.2 650312 03.0137-0358.2 650358 03.0520-4719.3 694719 03.0520-3517.3 693517 03.0525-0023.3 EQ0023	TRW Ø 203 x 38 BDX Ø 180 x 42 + HEB BOS Ø 180 x 42 + RZ / + Zub TopKit TRW Ø 203 x 39 + RZ / + Zub TopKit BDX Ø 180 x 42 - RZ / + Zub Easy Quick
 Seilzug, Feststellbremse								
1.4 1.5 dCi 1.6	55 50 - 66 64 - 77	10/07→ 04/07→ 04/07→			→ 04/13; Trommelbremse; ↓	2	24.3727-1073.2 581073	L= 1.680
RENAULT - LOGAN II Kombi (K8_) 11/13→								
 Radbremszylinder								
1.2 16V 1.2 16V LPG 1.5 dCi 1.6	54 53 62 - 66 59	12/13→ 12/13→ 12/13→	→			2	24.3219-1761.3 020536	ALU
Zubehörsatz, Bremsbacken								
1.2 16V 1.2 16V LPG 1.5 dCi 1.6	54 53 62 - 66 59	12/13→ 12/13→ 12/13→	→				03.0137-9274.2 669274 03.0137-9228.2 669228	BOS BDX
 Bremsbackensatz								
1.2 16V 1.2 16V LPG 1.5 dCi 1.6	54 53 62 - 66 59	12/13→ 12/13→ 12/13→	→		+ ABS		03.0137-0532.2 650532 03.0520-7919.3 697919 03.0137-0496.2 650496 03.0520-7919.3 697919	BOS Ø 203 x 39 + HEB Ø 228 x 42 + RZ / + Zub TopKit BDX Ø 228 x 42 + HEB Ø 228 x 42 + RZ / + Zub TopKit
RENAULT - LOGAN EXPRESS (US_) 04/07→								
 Radbremszylinder								
1.5 dCi 1.6 →	50 64	04/07→ 04/07→	→		→ 04/13; nicht für erhöhte Nutzlast		24.3219-1761.3 020536	ALU










	kw					! #		
RENAULT - LOGAN EXPRESS (US_) 04/07→								
 Radbremszylinder								
1.5 dCi 1.6	50 64	04/07→ 04/07→	→	→ 04/13; für erhöhte Nutzlast		24.3222-1729.3	020526	ALU
Zubehörsatz, Bremsbacken								
1.5 dCi 1.6	50 64	04/07→ 04/07→	→	→ 04/13		03.0137-9228.2	669228	BDX
 Bremsbackensatz								
1.5 dCi 1.6	50 64	04/07→ 04/07→	→	→ 04/13		03.0137-0496.2 03.0520-7222.3	650496 697222	BDX Ø 228 x 42 + HEB Ø 228 x 42 + RZ / + Zub TopKit
 Seilzug, Feststellbremse								
1.5 dCi 1.6	50 64	04/07→ 04/07→		→ 04/13; Trommelbremse; ▣		2	24.3727-1074.2	581074 L= 1.993
RENAULT - MASTER I Bus (T_) 08/80→07/98								
 Radbremszylinder								
28-35 2.0 28-35 2.1 D 28-35 2.5 D 30 2.2 35 2 5 TD	58 44 55 67 69 69	10/86→07/98 08/80→07/98 08/89→07/98 08/80→07/98 08/89→07/98 08/89→07/98	→			24.3225-1101.3	020294	TRW GG
Zubehörsatz, Bremsbacken								
28-35 2.0 28-35 2.1 D 28-35 2.5 D 30 2.2 35 2 5 TD	58 44 55 67 69 69	10/86→07/98 08/80→07/98 08/89→07/98 08/80→07/98 08/89→07/98 08/89→07/98	→ → → →	→ 08/94 09/94→		03.0137-9013.2	669013	TRW TRW TRW
 Bremsbackensatz								
28-35 2.0 28-35 2.1 D 28-35 2.5 D 30 2.2 35 2 5 TD	58 44 55 67 69 69	10/86→07/98 08/80→07/98 08/89→07/98 08/80→07/98 08/89→07/98 08/89→07/98	→ → → → →	→ 08/94 09/94→		03.0137-0036.2 03.0520-0125.3	650036 690125	TRW Ø 254 x 57 TRW Ø 254 x 57 + RZ / + Zub TopKit TRW Ø 254 x 57 TRW Ø 254 x 57 + RZ / + Zub TopKit TRW Ø 254 x 57 + HEB TRW Ø 254 x 57 + RZ / + Zub TopKit
RENAULT - MASTER I Kasten (T_) 07/80→07/98								
 Radbremszylinder								
28-35 2 5 D 5 TD 28-35 2.0 28-35 2.1 D 30 2.2 35 2	55 - 72 55 69 - 72 58 44 67 69	08/89→07/98 08/89→07/98 08/89→07/98 10/86→07/98 08/80→07/98 08/80→07/98 08/89→07/98	→			24.3225-1101.3	020294	TRW GG
Zubehörsatz, Bremsbacken								
28-35 2 5 D 5 TD 28-35 2.0 28-35 2.1 D 30 2.2 35 2	55 - 72 55 69 - 72 58 44 67 69	08/89→07/98 08/89→07/98 08/89→07/98 10/86→07/98 08/80→07/98 08/80→07/98 08/89→07/98	→ → → → → →	→ 08/94 09/94→		03.0137-9013.2	669013	TRW TRW TRW
 Bremsbackensatz								
28-35 2 5 D 5 TD 28-35 2.0 28-35 2.1 D 30 2.2 →	55 - 72 55 69 - 72 58 44 67	08/89→07/98 08/89→07/98 08/89→07/98 10/86→07/98 08/80→07/98 08/80→07/98	→ → → → →	→ 08/94		03.0137-0036.2 03.0520-0125.3	650036 690125	TRW Ø 254 x 57 TRW Ø 254 x 57 + RZ / + Zub TopKit TRW Ø 254 x 57 TRW Ø 254 x 57 + RZ / + Zub TopKit

	kw					! #		
RENAULT - MASTER I Kasten (T_) 07/80→07/98								
 Bremsbackensatz								
35 2	69	08/89→07/98	➔	09/94→			03.0137-0330.2 650330 03.0520-0125.3 690125	TRW Ø 254 x 57 + HEB TRW Ø 254 x 57 + RZ / + Zub TopKit
RENAULT - MASTER I Pritsche/Fahrgestell (P_) 07/80→07/98								
 Radbremszylinder								
28-35 2.0	58	10/86→07/98	➔				24.3225-1101.3 020294	TRW GG
28-35 2.5 D	52	09/80→07/98	➔	08/89→			24.3225-1101.3 020294	TRW GG
Zubehörsatz, Bremsbacken								
28-35 2.0	58	10/86→07/98	➔				03.0137-9013.2 669013	TRW
			➔	→ 08/94			03.0137-9013.2 669013	TRW
			➔	09/94→			03.0137-9216.2 669216	TRW
28-35 2.5 D	52	09/80→07/98	➔	08/89→ 08/94			03.0137-9013.2 669013	TRW
			➔	08/89→			03.0137-9013.2 669013	TRW
			➔	09/94→			03.0137-9216.2 669216	TRW
 Bremsbackensatz								
28-35 2.0	58	10/86→07/98	➔				03.0137-0036.2 650036 03.0520-0125.3 690125	TRW Ø 254 x 57 TRW Ø 254 x 57 + RZ / + Zub TopKit
			➔	→ 08/94			03.0137-0036.2 650036 03.0520-0125.3 690125	TRW Ø 254 x 57 TRW Ø 254 x 57 + RZ / + Zub TopKit
			➔	09/94→			03.0137-0330.2 650330 03.0520-0125.3 690125	TRW Ø 254 x 57 + HEB TRW Ø 254 x 57 + RZ / + Zub TopKit
28-35 2.5 D	52	09/80→07/98	➔	08/89→ 08/94			03.0137-0036.2 650036 03.0520-0125.3 690125	TRW Ø 254 x 57 TRW Ø 254 x 57 + RZ / + Zub TopKit
			➔	08/89→			03.0137-0036.2 650036 03.0520-0125.3 690125	TRW Ø 254 x 57 TRW Ø 254 x 57 + RZ / + Zub TopKit
			➔	09/94→			03.0137-0330.2 650330 03.0520-0125.3 690125	TRW Ø 254 x 57 + HEB TRW Ø 254 x 57 + RZ / + Zub TopKit
RENAULT - MASTER II Bus (JD) 03/98→								
 Radbremszylinder								
2.5 D	59	07/98→01/01	➔	→ 07/00; ☐			24.3223-1707.3 020435	BDX GG
2.8 dTI	84	07/98→10/01	➔	→ 07/00; ☐			24.3223-1708.3 020436	BDX GG
Zubehörsatz, Bremsbacken								
2.5 D	59	07/98→01/01	➔	→ 07/00			03.0137-9240.2 669240	
2.8 dTI	84	07/98→10/01	➔					
 Bremstrommel								
2.5 D	59	07/98→01/01	➔	→ 07/00			24.0228-0002.1 480159	Ø 320 x 69,5 / 282
2.8 dTI	84	07/98→10/01	➔					
 Bremsbackensatz								
2.5 D	59	07/98→01/01	➔	→ 07/00			03.0137-0382.2 650382	Ø 280 x 65
2.8 dTI	84	07/98→10/01	➔					
 Seilzug, Feststellbremse								
1.9 dCi 80	60	11/01→		→ 08/06; Scheiben/Trommel; ☐	1	24.3727-0762.2 580762		L= 1.175
1.9 dTI	59	09/00→		→ 08/06; Scheibenbremse; ☐	2	24.3727-1000.2 581000		L= 1.737
2.2 dCi 90	66	09/00→						
2.5 dCi 100	73	10/03→		→ 08/06; Trommelbremse; ☐	2	24.3727-1072.2 581072		L= 1.420
2.5 dCi 120	84	10/01→						
3.0 dCi 140	100	10/03→						
2.5 D	59	07/98→01/01		Scheiben/Trommel; ☐	1	24.3727-0762.2 580762		L= 1.175
				Scheibenbremse; ☐	2	24.3727-1000.2 581000		L= 1.737
				Trommelbremse; ☐	2	24.3727-1072.2 581072		L= 1.420
2.8 dTI	84	07/98→10/01						
2.5 dCi	74 - 107	08/06→		→ 12/10; Scheibenbremse; ☐	1	24.3727-0762.2 580762		L= 1.175
				→ 12/10; Scheibenbremse; ☐	2	24.3727-1000.2 581000		L= 1.737








	kw					! #		
RENAULT - MASTER II Kasten (FD) 07/98→								
 Radbremszylinder								
2.5 D 2.8 dTI	59 84	07/98→01/01 07/98→10/01	➡	→ 07/00; ☐		24.3223-1707.3	020435	BDX GG
			➡	→ 07/00; ☐		24.3223-1708.3	020436	BDX GG
2.8 D	63	01/02→09/04	➡	☐		24.3223-1707.3	020435	BDX GG
			➡	☐		24.3223-1708.3	020436	BDX GG
Zubehörsatz, Bremsbacken								
2.5 D 2.8 dTI	59 84	07/98→01/01 07/98→10/01	➡	→ 07/00		03.0137-9240.2	669240	
2.8 D	63	01/02→09/04	➡			03.0137-9240.2	669240	
 Bremstrommel								
2.5 D 2.8 dTI	59 84	07/98→01/01 07/98→10/01	➡	→ 07/00		24.0228-0002.1	480159	∅ 320 x 69,5 / 282
2.8 D	63	01/02→09/04	➡			24.0228-0002.1	480159	∅ 320 x 69,5 / 282
 Bremsbackensatz								
2.5 D 2.8 dTI	59 84	07/98→01/01 07/98→10/01	➡	→ 07/00		03.0137-0382.2	650382	∅ 280 x 65
2.8 D	63	01/02→09/04	➡			03.0137-0382.2	650382	∅ 280 x 65
 Seilzug, Feststellbremse								
1.9 dCi 80 1.9 dTI	60 59	11/01→ 09/00→		→ 08/06; Scheiben/Trommel; ☐	1	24.3727-0762.2	580762	L= 1.175
2.2 dCi 90	66	09/00→		→ 08/06; Scheibenbremse; ☐	2	24.3727-1000.2	581000	L= 1.737
2.5 dCi 100 2.5 dCi 120	73 84	10/03→ 10/01→		→ 08/06; Trommelbremse; ☐	2	24.3727-1072.2	581072	L= 1.420
3.0 dCi 140	100	10/03→10/06						
2.5 D 2.8 dTI	59 84	07/98→01/01 07/98→10/01		08/00→; Scheiben/Trommel; ☐	1	24.3727-0762.2	580762	L= 1.175
				08/00→; Scheibenbremse; ☐	2	24.3727-1000.2	581000	L= 1.737
				08/00→; Trommelbremse; ☐	2	24.3727-1072.2	581072	L= 1.420
2.5 dCi	74	08/06→01/10		Scheibenbremse; ☐	1	24.3727-0762.2	580762	L= 1.175
				Scheibenbremse; ☐	2	24.3727-1000.2	581000	L= 1.737
2.5 dCi 2.8 D	85 63	10/04→02/12 01/02→09/04		Scheiben/Trommel; ☐	1	24.3727-0762.2	580762	L= 1.175
				Scheibenbremse; ☐	2	24.3727-1000.2	581000	L= 1.737
				Trommelbremse; ☐	2	24.3727-1072.2	581072	L= 1.420
2.5 dCi	88 - 107	08/06→		→ 12/10; Scheibenbremse; ☐	1	24.3727-0762.2	580762	L= 1.175
				→ 12/10; Scheibenbremse; ☐	2	24.3727-1000.2	581000	L= 1.737
RENAULT - MASTER II Pritsche/Fahrgestell (ED/HD/UD) 07/98→								
 Radbremszylinder								
2.5 D 2.8 dTI	59 84	07/98→01/01 07/98→10/01	➡	→ 07/00; ☐		24.3223-1707.3	020435	BDX GG
			➡	→ 07/00; ☐		24.3223-1708.3	020436	BDX GG
Zubehörsatz, Bremsbacken								
2.5 D 2.8 dTI	59 84	07/98→01/01 07/98→10/01	➡	→ 07/00		03.0137-9240.2	669240	
 Bremstrommel								
2.5 D 2.8 dTI	59 84	07/98→01/01 07/98→10/01	➡	→ 07/00		24.0228-0002.1	480159	∅ 320 x 69,5 / 282
 Bremsbackensatz								
2.5 D 2.8 dTI	59 84	07/98→01/01 07/98→10/01	➡	→ 07/00		03.0137-0382.2	650382	∅ 280 x 65
 Seilzug, Feststellbremse								
2.2 dCi 90 2.5 dCi 100	66 73	09/00→ 10/03→		→ 08/06; Scheiben/Trommel; ☐	2	24.3727-0762.2	580762	L= 1.175
2.5 dCi 120	84	10/01→		→ 08/06; Scheibenbremse; ☐	2	24.3727-1000.2	581000	L= 1.737
3.0 dCi 140	100	10/03→		→ 08/06; Trommelbremse; ☐	2	24.3727-1072.2	581072	L= 1.420
2.5 D 2.8 dTI	59 84	07/98→01/01 07/98→10/01		Scheiben/Trommel; ☐	2	24.3727-0762.2	580762	L= 1.175
				Scheibenbremse; ☐	2	24.3727-1000.2	581000	L= 1.737
				Trommelbremse; ☐	2	24.3727-1072.2	581072	L= 1.420
2.5 dCi	74 - 107	08/06→		→ 12/10; Scheibenbremse; ☐	1	24.3727-0762.2	580762	L= 1.175
				→ 12/10; Scheibenbremse; ☐	2	24.3727-1000.2	581000	L= 1.737






































	kw					! #			
RENAULT - MASTER III Bus (JV) 02/11→									
 Seilzug, Feststellbremse									
2.3 dCi 100 FWD	74	02/11→			mittlerer Radstand / für verlängerten Radstand; 	1	24.3727-3606.2	583606	L= 1.032
2.3 dCi 110 FWD	81	09/14→							
2.3 dCi 125 FWD	92	02/11→							
2.3 dCi 135 FWD	100	07/14→			für verkürzten Radstand; 	1	24.3727-3607.2	583607	L= 1.086
2.3 dCi 145 FWD	107	02/11→							
2.3 dCi 150 FWD	110	10/12→							
2.3 dCi 165 FWD	120	07/14→							
2.3 dCi 170 FWD	125	07/15→							
2.3 dCi 180 FWD	132	01/20→							
RENAULT - MASTER III Kasten (FV) 02/10→									
 Seilzug, Feststellbremse									
2.3 dCi 100 FWD	74	02/10→			für verkürzten Radstand;	2	24.3727-3602.2	583602	L= 1.730
2.3 dCi 110 FWD	81	09/14→			Scheibenbremse; 				
2.3 dCi 125 FWD	92	02/10→							
2.3 dCi 130 FWD	96	06/16→			mittlerer Radstand / für verlängerten Radstand; 	1	24.3727-3606.2	583606	L= 1.032
2.3 dCi 135 FWD	100	07/14→							
2.3 dCi 145 FWD	107	02/10→			für verkürzten Radstand; 	1	24.3727-3607.2	583607	L= 1.086
2.3 dCi 150 FWD	110	03/13→							
2.3 dCi 165 FWD	120	07/14→							
2.3 dCi 170 FWD	125	07/15→							
2.3 dCi 100 RWD	74	02/10→			für Fahrzeuge mit Einfachbereifung hinten; Scheibenbremse; 	2	24.3727-3603.2	583603	L= 1.555
2.3 dCi 125 RWD	92	02/10→							
2.3 dCi 130 RWD	96	03/12→			für Fahrzeuge mit Doppelbereifung hinten; Scheibenbremse; 	2	24.3727-3605.2	583605	L= 1.490
2.3 dCi 135 RWD	100	07/14→							
2.3 dCi 145 RWD	107	02/10→							
2.3 dCi 150 RWD	110	03/13→			mittlerer Radstand / für verlängerten Radstand; 	1	24.3727-3606.2	583606	L= 1.032
2.3 dCi 165 RWD	120	07/14→							
					für verkürzten Radstand; 	1	24.3727-3607.2	583607	L= 1.086
2.3 dCi 180 FWD Z.E.	132	07/19→			für verkürzten Radstand; 	2	24.3727-3602.2	583602	L= 1.730
	57	03/18→							
					mittlerer Radstand / für verlängerten Radstand; 	1	24.3727-3606.2	583606	L= 1.032
					für verkürzten Radstand; 	1	24.3727-3607.2	583607	L= 1.086
RENAULT - MASTER III Pritsche/Fahrgestell (EV, HV, UV) 02/10→									
 Seilzug, Feststellbremse									
2.3 dCi 100 FWD	74	02/10→			für verkürzten Radstand;	2	24.3727-3602.2	583602	L= 1.730
2.3 dCi 110 FWD	81	09/14→			Scheibenbremse; 				
2.3 dCi 125 FWD	92	02/10→							
2.3 dCi 130 FWD	96	03/12→			mittlerer Radstand / für verlängerten Radstand; 	1	24.3727-3606.2	583606	L= 1.032
2.3 dCi 135 FWD	100	07/14→							
2.3 dCi 145 FWD	107	02/10→			für verkürzten Radstand; 	1	24.3727-3607.2	583607	L= 1.086
2.3 dCi 150 FWD	110	03/13→							
2.3 dCi 165 FWD	120	07/14→							
2.3 dCi 170 FWD	125	06/16→							
2.3 dCi 100 RWD	74	02/10→			für Fahrzeuge mit Einfachbereifung hinten; Scheibenbremse; 	2	24.3727-3603.2	583603	L= 1.555
2.3 dCi 125 RWD	92	02/10→							
2.3 dCi 135 RWD	100	07/14→			für Fahrzeuge mit Doppelbereifung hinten; Scheibenbremse; 	2	24.3727-3605.2	583605	L= 1.490
2.3 dCi 145 RWD	107	02/10→							
2.3 dCi 150 RWD	110	03/13→			mittlerer Radstand / für verlängerten Radstand; 	1	24.3727-3606.2	583606	L= 1.032
2.3 dCi 165 RWD	120	07/14→							
					für verkürzten Radstand; 	1	24.3727-3607.2	583607	L= 1.086
2.3 dCi 130 RWD	96	07/16→			für Fahrzeuge mit Einfachbereifung hinten; Scheibenbremse; 	2	24.3727-3603.2	583603	L= 1.555
					07/16→;				
					für Fahrzeuge mit Doppelbereifung hinten; Scheibenbremse; 	2	24.3727-3605.2	583605	L= 1.490
					mittlerer Radstand / für verlängerten Radstand; 	1	24.3727-3606.2	583606	L= 1.032
					für verkürzten Radstand; 	1	24.3727-3607.2	583607	L= 1.086
2.3 dCi 180 FWD Z.E.	132	07/19→			für verkürzten Radstand; 	2	24.3727-3602.2	583602	L= 1.730
	57	03/18→							
					mittlerer Radstand / für verlängerten Radstand; 	1	24.3727-3606.2	583606	L= 1.032
					für verkürzten Radstand; 	1	24.3727-3607.2	583607	L= 1.086
RENAULT - MEGANE I (BA0/1_) 08/95→12/04									
 Radbremszylinder									
1.4 16V	70	03/99→08/03		→ 12/02; - ABS		2	24.3217-1705.3	020020	GG
1.9 dCi	75	02/01→08/03		→ 12/02; + ABS / - ASR		2	24.3219-1728.3	020452	GG
				→ 12/02; + ABS		2	24.3219-1728.3	020452	GG
1.4 e	55	01/96→08/03		06/98→ 02/99; + ABS		2	24.3217-1705.3	020020	GG
				06/98→ 12/02; - ABS		2	24.3217-1705.3	020020	GG
→									












	kw			 	! #		
RENAULT - MEGANE I (BA0/1_) 08/95→12/04							
 Radbremszylinder							
1.4 e	55	01/96→08/03	➡	→ 12/02	2	24.3217-1705.3 020020	GG
			➡	06/98→ 12/02; + ABS	2	24.3219-1728.3 020452	GG
1.4 Eco	52	01/96→03/99	➡		2	24.3217-1705.3 020020	GG
1.6 e	66	01/96→03/99					
1.6 i	55	01/96→03/99					
1.9 dT	76	08/98→10/99					
2.0	85	05/98→05/01					
1.6 16V	81	11/01→12/04	➡	→ 12/02; - ABS	2	24.3217-1705.3 020020	GG
			➡	→ 12/02	2	24.3217-1705.3 020020	GG
			➡	→ 12/02; + ABS	2	24.3219-1728.3 020452	GG
			➡	→ 12/02; + ABS / - ASR	2	24.3219-1728.3 020452	GG
1.6 16V	79	03/99→08/02	➡	- ABS	2	24.3217-1705.3 020020	GG
1.6 LPG	80	10/00→08/02	➡		2	24.3217-1705.3 020020	GG
			➡	+ ABS	2	24.3219-1728.3 020452	GG
			➡	+ ABS / - ASR	2	24.3219-1728.3 020452	GG
1.6 LPG	66	08/95→03/99	➡	01/96→	2	24.3217-1705.3 020020	GG
1.8 16V	85	01/01→08/03	➡	→ 12/02; + ABS / - ASR	2	24.3219-1728.3 020452	GG
1.9 D	69	04/96→02/01	➡	09/96→	2	24.3217-1705.3 020020	GG
1.9 DCi	77	03/99→08/03	➡	→ 12/02; - ABS	2	24.3217-1705.3 020020	GG
1.9 D Eco	47	01/96→08/03	➡	06/98→ 12/02; - ABS	2	24.3217-1705.3 020020	GG
			➡	→ 12/02	2	24.3217-1705.3 020020	GG
			➡	06/98→ 12/02; + ABS	2	24.3219-1728.3 020452	GG
1.9 dT	66	01/96→08/03	➡	→ 12/02	2	24.3217-1705.3 020020	GG
1.9 dTi	59	02/01→08/03					
1.9 TDI	69	09/96→08/03					
2.0 i	80 - 84	01/96→08/03					
1.9 dTi	72	03/97→02/01	➡	→ 02/99; + ABS	2	24.3217-1705.3 020020	GG
			➡	- ABS	2	24.3217-1705.3 020020	GG
			➡		2	24.3217-1705.3 020020	GG
			➡	03/99→; + ABS	2	24.3219-1728.3 020452	GG
Zubehörsatz, Bremsbacken							
1.4 16V	70	03/99→08/03	➡	→ 12/02		03.0137-9125.2 669125	BDX
1.6 16V	81	11/01→12/04					
1.8 16V	85	01/01→08/03					
1.9 DCi	77	03/99→08/03					
1.9 dCi	75	02/01→08/03					
1.9 dT	66	01/96→08/03					
1.9 dTi	59	02/01→08/03					
1.9 TDI	69	09/96→08/03					
2.0 i	80 - 84	01/96→08/03					
1.4 e	55	01/96→08/03	➡	06/98→ 12/02		03.0137-9125.2 669125	BDX
1.9 D Eco	47	01/96→08/03	➡	→ 12/02		03.0137-9125.2 669125	BDX
1.4 Eco	52	01/96→03/99	➡			03.0137-9125.2 669125	BDX
1.6 16V	79	03/99→08/02					
1.6 e	66	01/96→03/99					
1.6 i	55	01/96→03/99					
1.6 LPG	80	10/00→08/02					
1.9 dT	76	08/98→10/99					
1.9 dTi	72	03/97→02/01					
2.0	85	05/98→05/01					
1.6 LPG	66	08/95→03/99	➡	01/96→		03.0137-9125.2 669125	BDX
1.9 D	69	04/96→02/01	➡	09/96→		03.0137-9125.2 669125	BDX
 Bremstrommel							
1.4 16V	70	03/99→08/03	➡	→ 12/02		24.0220-3037.1 480308	Ø 234 x 48 / 204,5
1.4 e	55	01/96→08/03					- RLG / - ABS Ring
1.6 16V	81	11/01→12/04				24.0220-3721.2 480213	Ø 234 x 48 / 204,5
1.8 16V	85	01/01→08/03					+ RLG / + ABS Ring
1.9 DCi	77	03/99→08/03					
1.9 dCi	75	02/01→08/03					
1.9 D Eco	47	01/96→08/03					
1.9 dT	66	01/96→08/03					
1.9 dTi	59	02/01→08/03					
1.9 TDI	69	09/96→08/03					
➔							



















	kw			 	! #		
RENAULT - MEGANE I (BA0/1_) 08/95→12/04							
Bremstrommel							
2.0 i	80 - 84	01/96→08/03	➔	→ 12/02		24.0220-3037.1 480308 24.0220-3721.2 480213	Ø 234 x 48 / 204,5 - RLG / - ABS Ring Ø 234 x 48 / 204,5 + RLG / + ABS Ring
1.4 Eco 1.6 16V 1.6 e 1.6 i 1.6 LPG 1.9 dT 1.9 dTi 2.0	52 79 66 55 80 76 72 85	01/96→03/99 03/99→08/02 01/96→03/99 01/96→03/99 10/00→08/02 08/98→10/99 03/97→02/01 05/98→05/01	➔			24.0220-3037.1 480308 24.0220-3721.2 480213	Ø 234 x 48 / 204,5 - RLG / - ABS Ring Ø 234 x 48 / 204,5 + RLG / + ABS Ring
1.6 LPG	66	08/95→03/99	➔	01/96→		24.0220-3037.1 480308 24.0220-3721.2 480213	Ø 234 x 48 / 204,5 - RLG / - ABS Ring Ø 234 x 48 / 204,5 + RLG / + ABS Ring
1.9 D	69	04/96→02/01	➔	09/96→		24.0220-3037.1 480308 24.0220-3721.2 480213	Ø 234 x 48 / 204,5 - RLG / - ABS Ring Ø 234 x 48 / 204,5 + RLG / + ABS Ring
Bremsbackensatz							
1.4 16V 1.9 dCi	70 75	03/99→08/03 02/01→08/03	➔	→ 12/02		03.0137-0335.2 650335 03.0525-0017.3 EQ0017	BDX Ø 203 x 39 BDX Ø 203 x 39 - RZ / + Zub Easy Quick
			➔	→ 12/02; - ABS		03.0520-3217.3 693217	BDX Ø 203 x 39 + RZ / + Zub TopKit
			➔	→ 12/02; + ABS		03.0520-5019.3 695019	BDX Ø 203 x 39 + RZ / + Zub TopKit
			➔	→ 12/02; + ABS / - ASR		03.0520-5019.3 695019 03.0525-0017.3 EQ0017	BDX Ø 203 x 39 + RZ / + Zub TopKit BDX Ø 203 x 39 - RZ / + Zub Easy Quick
1.4 e	55	01/96→08/03	➔	06/98→ 12/02		03.0137-0335.2 650335 03.0525-0017.3 EQ0017	BDX Ø 203 x 39 BDX Ø 203 x 39 - RZ / + Zub Easy Quick
			➔	→ 12/02		03.0137-0335.2 650335 03.0520-3217.3 693217 03.0525-0017.3 EQ0017	BDX Ø 203 x 39 BDX Ø 203 x 39 + RZ / + Zub TopKit BDX Ø 203 x 39 - RZ / + Zub Easy Quick
			➔	06/98→ 12/02; - ABS		03.0520-3217.3 693217	BDX Ø 203 x 39 + RZ / + Zub TopKit
			➔	06/98→ 02/99; + ABS		03.0520-3217.3 693217 03.0525-0017.3 EQ0017	BDX Ø 203 x 39 + RZ / + Zub TopKit BDX Ø 203 x 39 - RZ / + Zub Easy Quick
			➔	06/98→ 12/02; + ABS		03.0520-5019.3 695019	BDX Ø 203 x 39 + RZ / + Zub TopKit
1.4 Eco 1.6 e 1.6 i 1.9 dT 2.0	52 66 55 76 85	01/96→03/99 01/96→03/99 01/96→03/99 08/98→10/99 05/98→05/01	➔			03.0137-0335.2 650335 03.0520-3217.3 693217 03.0525-0017.3 EQ0017	BDX Ø 203 x 39 BDX Ø 203 x 39 + RZ / + Zub TopKit BDX Ø 203 x 39 - RZ / + Zub Easy Quick
1.6 16V	81	11/01→12/04	➔	→ 12/02		03.0137-0335.2 650335 03.0520-3217.3 693217 03.0525-0017.3 EQ0017	BDX Ø 203 x 39 BDX Ø 203 x 39 + RZ / + Zub TopKit BDX Ø 203 x 39 - RZ / + Zub Easy Quick
			➔	→ 12/02; - ABS		03.0520-3217.3 693217 03.0525-0017.3 EQ0017	BDX Ø 203 x 39 + RZ / + Zub TopKit BDX Ø 203 x 39 - RZ / + Zub Easy Quick
			➔	→ 12/02; + ABS / - ASR		03.0520-5019.3 695019 03.0525-0017.3 EQ0017	BDX Ø 203 x 39 + RZ / + Zub TopKit BDX Ø 203 x 39 - RZ / + Zub Easy Quick
			➔	→ 12/02; + ABS		03.0520-5019.3 695019	BDX Ø 203 x 39 + RZ / + Zub TopKit
1.6 16V 1.6 LPG →	79 80	03/99→08/02 10/00→08/02	➔			03.0137-0335.2 650335	BDX Ø 203 x 39








	kw			 	! #		
RENAULT - MEGANE I (BA0/1_) 08/95→12/04							
Bremsbackensatz							
1.6 16V 1.6 LPG	79 80	03/99→08/02 10/00→08/02	➡			03.0520-3217.3 693217	BDX Ø 203 x 39 + RZ / + Zub TopKit
						03.0525-0017.3 EQ0017	BDX Ø 203 x 39 - RZ / + Zub Easy Quick
			➡	- ABS		03.0520-3217.3 693217	BDX Ø 203 x 39 + RZ / + Zub TopKit
						03.0525-0017.3 EQ0017	BDX Ø 203 x 39 - RZ / + Zub Easy Quick
			➡	+ ABS / - ASR		03.0520-5019.3 695019	BDX Ø 203 x 39 + RZ / + Zub TopKit
						03.0525-0017.3 EQ0017	BDX Ø 203 x 39 - RZ / + Zub Easy Quick
			➡	+ ABS		03.0520-5019.3 695019	BDX Ø 203 x 39 + RZ / + Zub TopKit
1.6 LPG	66	08/95→03/99	➡	01/96→		03.0137-0335.2 650335	BDX Ø 203 x 39
						03.0520-3217.3 693217	BDX Ø 203 x 39 + RZ / + Zub TopKit
						03.0525-0017.3 EQ0017	BDX Ø 203 x 39 - RZ / + Zub Easy Quick
1.8 16V	85	01/01→08/03	➡	→ 12/02		03.0137-0335.2 650335	BDX Ø 203 x 39
			➡	→ 12/02; + ABS / - ASR		03.0520-5019.3 695019	BDX Ø 203 x 39 + RZ / + Zub TopKit
						03.0525-0017.3 EQ0017	BDX Ø 203 x 39 - RZ / + Zub Easy Quick
1.9 D	69	04/96→02/01	➡	09/96→		03.0137-0335.2 650335	BDX Ø 203 x 39
						03.0520-3217.3 693217	BDX Ø 203 x 39 + RZ / + Zub TopKit
						03.0525-0017.3 EQ0017	BDX Ø 203 x 39 - RZ / + Zub Easy Quick
1.9 DCi	77	03/99→08/03	➡	→ 12/02		03.0137-0335.2 650335	BDX Ø 203 x 39
			➡	→ 12/02; - ABS		03.0520-3217.3 693217	BDX Ø 203 x 39 + RZ / + Zub TopKit
						03.0525-0017.3 EQ0017	BDX Ø 203 x 39 - RZ / + Zub Easy Quick
1.9 D Eco	47	01/96→08/03	➡	06/98→ 12/02		03.0137-0335.2 650335	BDX Ø 203 x 39
						03.0525-0017.3 EQ0017	BDX Ø 203 x 39 - RZ / + Zub Easy Quick
			➡	→ 12/02		03.0137-0335.2 650335	BDX Ø 203 x 39
						03.0520-3217.3 693217	BDX Ø 203 x 39 + RZ / + Zub TopKit
			➡	06/98→ 12/02; - ABS		03.0520-3217.3 693217	BDX Ø 203 x 39 + RZ / + Zub TopKit
			➡	06/98→ 12/02; + ABS		03.0520-5019.3 695019	BDX Ø 203 x 39 + RZ / + Zub TopKit
1.9 dT 1.9 dTi 1.9 TDI 2.0 i	66 59 69 80 - 84	01/96→08/03 02/01→08/03 09/96→08/03 01/96→08/03	➡	→ 12/02		03.0137-0335.2 650335	BDX Ø 203 x 39
						03.0520-3217.3 693217	BDX Ø 203 x 39 + RZ / + Zub TopKit
						03.0525-0017.3 EQ0017	BDX Ø 203 x 39 - RZ / + Zub Easy Quick
1.9 dTi	72	03/97→02/01	➡			03.0137-0335.2 650335	BDX Ø 203 x 39
						03.0520-3217.3 693217	BDX Ø 203 x 39 + RZ / + Zub TopKit
						03.0525-0017.3 EQ0017	BDX Ø 203 x 39 - RZ / + Zub Easy Quick
			➡	→ 02/99; + ABS		03.0520-3217.3 693217	BDX Ø 203 x 39 + RZ / + Zub TopKit
						03.0525-0017.3 EQ0017	BDX Ø 203 x 39 - RZ / + Zub Easy Quick
			➡	- ABS		03.0520-3217.3 693217	BDX Ø 203 x 39 + RZ / + Zub TopKit
						03.0525-0017.3 EQ0017	BDX Ø 203 x 39 - RZ / + Zub Easy Quick
			➡	03/99→; + ABS		03.0520-5019.3 695019	BDX Ø 203 x 39 + RZ / + Zub TopKit
						03.0525-0017.3 EQ0017	BDX Ø 203 x 39 - RZ / + Zub Easy Quick




















	kw					! #		
RENAULT - MEGANE I (BA0/1_) 08/95→12/04								
Seilzug, Feststellbremse								
1.4 16V	70	03/99→08/03		→ 12/02; Trommelbremse; 	2	24.3727-1050.2	581050	L= 1.440
				→ 12/02; Scheiben/Trommel; 	2	24.3727-1057.2	581057	L= 1.473
1.4 e	55	01/96→08/03		→ 12/02; Trommelbremse; 	2	24.3727-1050.2	581050	L= 1.440
1.4 Eco	52	01/96→03/99		Trommelbremse; 	2	24.3727-1050.2	581050	L= 1.440
1.6 e	66	01/96→03/99						
1.6 i	55	01/96→03/99						
1.6 16V	81	11/01→12/04		→ 12/02; für Fahrzeuge mit verstärktem Fahrwerk; Trommelbremse; 	2	24.3727-1050.2	581050	L= 1.440
				→ 12/02; für Fahrzeuge ohne verstärktes Fahrwerk; Scheiben/Trommel; 	2	24.3727-1057.2	581057	L= 1.473
				→ 12/02; Scheiben/Trommel; 	2	24.3727-1057.2	581057	L= 1.473
1.6 16V	79	03/99→08/02		für Fahrzeuge mit verstärktem Fahrwerk; Trommelbremse; 	2	24.3727-1050.2	581050	L= 1.440
1.6 LPG	80	10/00→08/02						
1.9 dTi	72	03/97→02/01		für Fahrzeuge ohne verstärktes Fahrwerk; Scheiben/Trommel; 	2	24.3727-1057.2	581057	L= 1.473
				Scheiben/Trommel; 	2	24.3727-1057.2	581057	L= 1.473
1.6 LPG	66	08/95→03/99		01/96→; Trommelbremse; 	2	24.3727-1050.2	581050	L= 1.440
1.9 D	69	04/96→02/01		09/96→; Scheiben/Trommel; 	2	24.3727-1057.2	581057	L= 1.473
1.9 DCi	77	03/99→08/03		→ 12/02; Scheiben/Trommel; 	2	24.3727-1057.2	581057	L= 1.473
1.9 dCi	75	02/01→08/03						
1.9 dT	66	01/96→08/03						
1.9 TDI	69	09/96→08/03						
2.0 i	80	03/99→08/03						
1.9 D Eco	47	01/96→08/03		→ 12/02; für Fahrzeuge mit verstärktem Fahrwerk; Trommelbremse; 	2	24.3727-1050.2	581050	L= 1.440
				→ 12/02; Trommelbremse; 	2	24.3727-1050.2	581050	L= 1.440
				06/98→ 12/02; Trommelbremse; 	2	24.3727-1050.2	581050	L= 1.440
				→ 12/02; Scheiben/Trommel; 	2	24.3727-1057.2	581057	L= 1.473
1.9 dT	76	08/98→10/99		Scheiben/Trommel; 	2	24.3727-1057.2	581057	L= 1.473
1.9 dTi	59	02/01→08/03		→ 12/02; für Fahrzeuge ohne verstärktes Fahrwerk; Scheiben/Trommel; 	2	24.3727-1057.2	581057	L= 1.473
2.0 i	84	01/96→08/03		→ 12/02; für Fahrzeuge mit verstärktem Fahrwerk; Trommelbremse; 	2	24.3727-1050.2	581050	L= 1.440
				→ 12/02; für Fahrzeuge ohne verstärktes Fahrwerk; Scheiben/Trommel; 	2	24.3727-1057.2	581057	L= 1.473
RENAULT - MEGANE I Cabriolet (EA0/1_) 10/96→08/03								
Radbremzylinder								
1.4 16V	70	03/99→08/03	➡	- ABS	2	24.3217-1705.3	020020	GG
1.6 16V	79	03/99→07/03	➡	+ ABS	2	24.3219-1728.3	020452	GG
			➡	10/00→; + ABS / - ASR	2	24.3219-1728.3	020452	GG
1.6 e	66	10/96→03/99	➡		2	24.3217-1705.3	020020	GG
2.0	84	04/97→08/03						
2.0 i	80	03/99→08/03						
Zubehörsatz, Bremsbacken								
1.4 16V	70	03/99→08/03	➡			03.0137-9125.2	669125	BDX
1.6 16V	79	03/99→07/03	➡	10/00→		03.0137-9125.2	669125	BDX
1.6 e	66	10/96→03/99	➡			03.0137-9125.2	669125	BDX
2.0	84	04/97→08/03						
2.0 i	80	03/99→08/03						
Bremstrommel								
1.4 16V	70	03/99→08/03	➡			24.0220-3037.1	480308	Ø 234 x 48 / 204,5
1.6 16V	79	03/99→07/03						- RLG / - ABS Ring
1.6 e	66	10/96→03/99				24.0220-3721.2	480213	Ø 234 x 48 / 204,5
2.0	84	04/97→08/03						+ RLG / + ABS Ring
2.0 i	80	03/99→08/03						
Bremsbackensatz								
1.4 16V	70	03/99→08/03	➡			03.0137-0335.2	650335	BDX Ø 203 x 39
1.6 16V	79	03/99→07/03	➡			03.0525-0017.3	EQ0017	BDX Ø 203 x 39 - RZ / + Zub
			➡	10/00→		03.0137-0335.2	650335	BDX Ø 203 x 39
→								











	kW					! #		
RENAULT - MEGANE I Cabriolet (EA0/1_) 10/96→08/03								
 Bremsbackensatz								
1.4 16V 1.6 16V	70 79	03/99→08/03 03/99→07/03	➡	- ABS			03.0520-3217.3 693217	BDX Ø 203 x 39 + RZ / + Zub TopKit
			➡	10/00→; + ABS / - ASR			03.0520-5019.3 695019 03.0525-0017.3 EQ0017	BDX Ø 203 x 39 + RZ / + Zub TopKit BDX Ø 203 x 39 - RZ / + Zub Easy Quick
			➡	+ ABS			03.0520-5019.3 695019	BDX Ø 203 x 39 + RZ / + Zub TopKit
1.6 e 2.0 2.0 i	66 84 80	10/96→03/99 04/97→08/03 03/99→08/03	➡				03.0137-0335.2 650335 03.0520-3217.3 693217 03.0525-0017.3 EQ0017	BDX Ø 203 x 39 BDX Ø 203 x 39 + RZ / + Zub TopKit BDX Ø 203 x 39 - RZ / + Zub Easy Quick
 Seilzug, Feststellbremse								
1.4 16V 1.6 16V 1.6 e 2.0 2.0 i	70 79 66 84 80	03/99→08/03 03/99→07/03 10/96→03/99 04/97→08/03 03/99→08/03		Scheiben/Trommel; 	2	24.3727-1054.2 581054		L= 1.367
RENAULT - MEGANE I Classic (LA0/1_) 09/96→08/08								
 Radbremszylinder								
1.4	55	09/96→08/03	➡	04/98→ 02/99; + ABS	2	24.3217-1705.3 020020		GG
			➡	04/98→ 12/02; - ABS	2	24.3217-1705.3 020020		GG
			➡	→ 12/02	2	24.3217-1705.3 020020		GG
			➡	03/99→ 12/02; + ABS	2	24.3219-1728.3 020452		GG
1.4 16V	70	03/99→08/03	➡	→ 12/02; - ABS	2	24.3217-1705.3 020020		GG
			➡	→ 12/02; + ABS	2	24.3219-1728.3 020452		GG
			➡	→ 12/02; + ABS / - ASR	2	24.3219-1728.3 020452		GG
1.6 1.6 e 1.6 i 1.9 dT	64 66 55 76	02/00→09/00 09/96→03/99 09/96→03/99 08/98→10/99	➡		2	24.3217-1705.3 020020		GG
1.6 16V	81	09/99→12/01	➡	- ABS	2	24.3217-1705.3 020020		GG
			➡		2	24.3217-1705.3 020020		GG
			➡	+ ABS	2	24.3219-1728.3 020452		GG
1.6 16V	79	03/99→07/03	➡	→ 12/02; - ABS	2	24.3217-1705.3 020020		GG
			➡	09/99→ 12/02	2	24.3217-1705.3 020020		GG
			➡	→ 12/02; + ABS	2	24.3219-1728.3 020452		GG
1.8 16V	85	01/01→08/03	➡	→ 12/02; + ABS / - ASR	2	24.3219-1728.3 020452		GG
1.9 D 1.9 dT	47 66	09/96→08/03 09/96→08/03	➡	→ 12/02	2	24.3217-1705.3 020020		GG
1.9 dCi 1.9 dTi	75 59	02/01→08/03 02/01→08/03	➡	→ 12/02; - ABS	2	24.3217-1705.3 020020		GG
			➡	→ 12/02; + ABS	2	24.3219-1728.3 020452		GG
1.9 dCi 2.0 RT	77 112	03/99→07/03 10/96→02/99	➡	- ABS	2	24.3217-1705.3 020020		GG
			➡	+ ABS	2	24.3219-1728.3 020452		GG
1.9 dTi	72	03/97→02/01	➡	- ABS	2	24.3217-1705.3 020020		GG
			➡	→ 02/99; + ABS	2	24.3217-1705.3 020020		GG
			➡	+ ABS	2	24.3219-1728.3 020452		GG
			➡	03/99→; + ABS	2	24.3219-1728.3 020452		GG
1.9 TDI	69	09/96→08/03	➡	→ 12/02	2	24.3220-1711.3 020409		TRW GG
2.0 i	84	09/96→08/03	➡	→ 02/99; + ABS	2	24.3217-1705.3 020020		GG
			➡	→ 12/02; - ABS	2	24.3217-1705.3 020020		GG
			➡	→ 12/02	2	24.3217-1705.3 020020		GG
			➡	03/99→ 12/02; + ABS	2	24.3219-1728.3 020452		GG
Zubehörsatz, Bremsbacken								
1.4	55	09/96→08/03	➡	04/98→ 12/02		03.0137-9125.2 669125		BDX
			➡	→ 12/02		03.0137-9125.2 669125		BDX
1.4 16V 1.8 16V →	70 85	03/99→08/03 01/01→08/03	➡	→ 12/02		03.0137-9125.2 669125		BDX














	kW					! #		
RENAULT - MEGANE I Classic (LA0/1 _) 09/96→08/08								
Zubehörsatz, Bremsbacken								
1.9 D 1.9 dCi 1.9 dT 1.9 dTi 2.0 i	47 75 66 59 84	09/96→08/03 02/01→08/03 09/96→08/03 02/01→08/03 09/96→08/03	➡	→ 12/02			03.0137-9125.2 669125	BDX
1.6 1.6 16V 1.6 e 1.6 i 1.9 dCi 1.9 dT 1.9 dTi 2.0 RT	64 81 66 55 77 76 72 112	02/00→09/00 09/99→12/01 09/96→03/99 09/96→03/99 03/99→07/03 08/98→10/99 03/97→02/01 10/96→02/99	➡				03.0137-9125.2 669125	BDX
1.6 16V	79	03/99→07/03	➡	09/99→ 12/02			03.0137-9125.2 669125	BDX
			➡	→ 12/02			03.0137-9125.2 669125	BDX
 Bremstrommel								
1.4 1.4 16V 1.6 16V 1.9 D 1.9 dCi 1.9 dT 1.9 dTi 2.0 i	55 70 79 47 75 66 59 84	09/96→08/03 03/99→08/03 03/99→07/03 09/96→08/03 02/01→08/03 09/96→08/03 02/01→08/03 09/96→08/03	➡	→ 12/02			24.0220-3037.1 480308 24.0220-3721.2 480213	Ø 234 x 48 / 204,5 - RLG / - ABS Ring Ø 234 x 48 / 204,5 + RLG / + ABS Ring
1.6 1.6 16V 1.6 e 1.6 i 1.9 dT 1.9 dTi 2.0 2.0 RT	64 81 66 55 76 72 85 112	02/00→09/00 09/99→12/01 09/96→03/99 09/96→03/99 08/98→10/99 03/97→02/01 05/98→05/01 10/96→02/99	➡				24.0220-3037.1 480308 24.0220-3721.2 480213	Ø 234 x 48 / 204,5 - RLG / - ABS Ring Ø 234 x 48 / 204,5 + RLG / + ABS Ring
1.8 16V	85	01/01→08/03	➡	→ 12/01			24.0220-3037.1 480308 24.0220-3721.2 480213	Ø 234 x 48 / 204,5 - RLG / - ABS Ring Ø 234 x 48 / 204,5 + RLG / + ABS Ring
			➡	→ 12/02			24.0220-3037.1 480308 24.0220-3721.2 480213	Ø 234 x 48 / 204,5 - RLG / - ABS Ring Ø 234 x 48 / 204,5 + RLG / + ABS Ring
1.9 dCi	77	03/99→07/03	➡				24.0220-3037.1 480308 24.0220-3721.2 480213	Ø 234 x 48 / 204,5 - RLG / - ABS Ring Ø 234 x 48 / 204,5 + RLG / + ABS Ring
			➡	→ 12/02			24.0220-3037.1 480308 24.0220-3721.2 480213	Ø 234 x 48 / 204,5 - RLG / - ABS Ring Ø 234 x 48 / 204,5 + RLG / + ABS Ring
 Bremsbackensatz								
1.4	55	09/96→08/03	➡	04/98→ 12/02			03.0137-0335.2 650335	BDX Ø 203 x 39
			➡	→ 12/02			03.0137-0335.2 650335 03.0520-3217.3 693217 03.0525-0017.3 EQ0017	BDX Ø 203 x 39 BDX Ø 203 x 39 + RZ / + Zub TopKit BDX Ø 203 x 39 - RZ / + Zub Easy Quick
			➡	04/98→ 12/02; - ABS			03.0520-3217.3 693217 03.0525-0017.3 EQ0017	BDX Ø 203 x 39 + RZ / + Zub TopKit BDX Ø 203 x 39 - RZ / + Zub Easy Quick
			➡	04/98→ 02/99; + ABS			03.0520-3217.3 693217 03.0525-0017.3 EQ0017	BDX Ø 203 x 39 + RZ / + Zub TopKit BDX Ø 203 x 39 - RZ / + Zub Easy Quick
			➡	03/99→ 12/02; + ABS			03.0520-5019.3 695019 03.0525-0017.3 EQ0017	BDX Ø 203 x 39 + RZ / + Zub TopKit BDX Ø 203 x 39 - RZ / + Zub Easy Quick
1.4 16V	70	03/99→08/03	➡	→ 12/02			03.0137-0335.2 650335 03.0525-0017.3 EQ0017	BDX Ø 203 x 39 BDX Ø 203 x 39 - RZ / + Zub Easy Quick
			➡	→ 12/02; - ABS			03.0520-3217.3 693217 03.0525-0017.3 EQ0017	BDX Ø 203 x 39 + RZ / + Zub TopKit BDX Ø 203 x 39 - RZ / + Zub Easy Quick
→								














	kw					! #		
RENAULT - MEGANE I Classic (LA0/1) 09/96→08/08								
Bremsbackensatz								
1.4 16V	70	03/99→08/03	➡	→ 12/02; + ABS / - ASR			03.0520-5019.3 695019	BDX Ø 203 x 39 + RZ / + Zub TopKit
			➡	→ 12/02; + ABS			03.0525-0017.3 EQ0017	BDX Ø 203 x 39 - RZ / + Zub Easy Quick
1.6 1.6 e 1.6 i 1.9 dT	64 66 55 76	02/00→09/00 09/96→03/99 09/96→03/99 08/98→10/99	➡				03.0137-0335.2 650335	BDX Ø 203 x 39
							03.0520-3217.3 693217	BDX Ø 203 x 39 + RZ / + Zub TopKit
							03.0525-0017.3 EQ0017	BDX Ø 203 x 39 - RZ / + Zub Easy Quick
1.6 16V	81	09/99→12/01	➡				03.0137-0335.2 650335	BDX Ø 203 x 39
							03.0520-3217.3 693217	BDX Ø 203 x 39 + RZ / + Zub TopKit
							03.0525-0017.3 EQ0017	BDX Ø 203 x 39 - RZ / + Zub Easy Quick
			➡	- ABS			03.0520-3217.3 693217	BDX Ø 203 x 39 + RZ / + Zub TopKit
			➡	+ ABS			03.0520-5019.3 695019	BDX Ø 203 x 39 + RZ / + Zub TopKit
1.6 16V	79	03/99→07/03	➡	09/99→ 12/02			03.0137-0335.2 650335	BDX Ø 203 x 39
							03.0520-3217.3 693217	BDX Ø 203 x 39 + RZ / + Zub TopKit
							03.0525-0017.3 EQ0017	BDX Ø 203 x 39 - RZ / + Zub Easy Quick
			➡	→ 12/02			03.0137-0335.2 650335	BDX Ø 203 x 39
			➡	→ 12/02; - ABS			03.0525-0017.3 EQ0017	BDX Ø 203 x 39 - RZ / + Zub Easy Quick
			➡	→ 12/02; + ABS			03.0520-3217.3 693217	BDX Ø 203 x 39 + RZ / + Zub TopKit
			➡	→ 12/02; + ABS			03.0520-5019.3 695019	BDX Ø 203 x 39 + RZ / + Zub TopKit
1.8 16V	85	01/01→08/03	➡	→ 12/02			03.0137-0335.2 650335	BDX Ø 203 x 39
			➡	→ 12/02; + ABS / - ASR			03.0520-5019.3 695019	BDX Ø 203 x 39 + RZ / + Zub TopKit
							03.0525-0017.3 EQ0017	BDX Ø 203 x 39 - RZ / + Zub Easy Quick
1.9 D 1.9 dT	47 66	09/96→08/03 09/96→08/03	➡	→ 12/02			03.0137-0335.2 650335	BDX Ø 203 x 39
							03.0520-3217.3 693217	BDX Ø 203 x 39 + RZ / + Zub TopKit
							03.0525-0017.3 EQ0017	BDX Ø 203 x 39 - RZ / + Zub Easy Quick
1.9 dCi 1.9 dTi	75 59	02/01→08/03 02/01→08/03	➡	→ 12/02			03.0137-0335.2 650335	BDX Ø 203 x 39
							03.0525-0017.3 EQ0017	BDX Ø 203 x 39 - RZ / + Zub Easy Quick
			➡	→ 12/02; - ABS			03.0520-3217.3 693217	BDX Ø 203 x 39 + RZ / + Zub TopKit
			➡	→ 12/02; + ABS			03.0520-5019.3 695019	BDX Ø 203 x 39 + RZ / + Zub TopKit
1.9 dCi	77	03/99→07/03	➡				03.0137-0335.2 650335	BDX Ø 203 x 39
							03.0525-0017.3 EQ0017	BDX Ø 203 x 39 - RZ / + Zub Easy Quick
			➡	- ABS			03.0520-3217.3 693217	BDX Ø 203 x 39 + RZ / + Zub TopKit
			➡	+ ABS			03.0520-5019.3 695019	BDX Ø 203 x 39 + RZ / + Zub TopKit
1.9 dTi	72	03/97→02/01	➡				03.0137-0335.2 650335	BDX Ø 203 x 39
							03.0525-0017.3 EQ0017	BDX Ø 203 x 39 - RZ / + Zub Easy Quick
			➡	→ 02/99; + ABS			03.0520-3217.3 693217	BDX Ø 203 x 39 + RZ / + Zub TopKit
							03.0525-0017.3 EQ0017	BDX Ø 203 x 39 - RZ / + Zub Easy Quick
			➡	- ABS			03.0520-3217.3 693217	BDX Ø 203 x 39 + RZ / + Zub TopKit
			➡	03/99→; + ABS			03.0520-5019.3 695019	BDX Ø 203 x 39 + RZ / + Zub TopKit
							03.0525-0017.3 EQ0017	BDX Ø 203 x 39 - RZ / + Zub Easy Quick
→								

































	kw					! #		
RENAULT - MEGANE I Classic (LA0/1) 09/96→08/08								
Bremsbackensatz								
1.9 dTi	72	03/97→02/01	➡	+ ABS			03.0520-5019.3 695019	BDX Ø 203 x 39 + RZ / + Zub TopKit
2.0 i	84	09/96→08/03	➡	→ 12/02			03.0137-0335.2 650335	BDX Ø 203 x 39
							03.0520-3217.3 693217	BDX Ø 203 x 39 + RZ / + Zub TopKit
							03.0525-0017.3 EQ0017	BDX Ø 203 x 39 - RZ / + Zub Easy Quick
				→ 02/99; + ABS			03.0520-3217.3 693217	BDX Ø 203 x 39 + RZ / + Zub TopKit
							03.0525-0017.3 EQ0017	BDX Ø 203 x 39 - RZ / + Zub Easy Quick
			➡	→ 12/02; - ABS			03.0520-3217.3 693217	BDX Ø 203 x 39 + RZ / + Zub TopKit
							03.0525-0017.3 EQ0017	BDX Ø 203 x 39 - RZ / + Zub Easy Quick
			➡	03/99→ 12/02; + ABS			03.0520-5019.3 695019	BDX Ø 203 x 39 + RZ / + Zub TopKit
							03.0525-0017.3 EQ0017	BDX Ø 203 x 39 - RZ / + Zub Easy Quick
2.0 RT	112	10/96→02/99	➡				03.0137-0335.2 650335	BDX Ø 203 x 39
				- ABS	2	03.0520-3217.3 693217	BDX Ø 203 x 39 + RZ / + Zub TopKit	
				+ ABS	2	03.0520-5019.3 695019	BDX Ø 203 x 39 + RZ / + Zub TopKit	
Seilzug, Feststellbremse								
1.4	55	09/96→08/03		→ 12/02; für Fahrzeuge mit verstärktem Fahrwerk; Trommelbremse; ⚠	2	24.3727-1050.2 581050	L= 1.440	
				→ 12/02; für Fahrzeuge ohne verstärktes Fahrwerk; Scheiben/Trommel; ⚠	2	24.3727-1057.2 581057	L= 1.473	
				04/98→ 12/02; Scheiben/Trommel; ⚠	2	24.3727-1057.2 581057	L= 1.473	
1.4 16V	70	03/99→08/03		→ 12/02; für Fahrzeuge mit verstärktem Fahrwerk; Trommelbremse; ⚠	2	24.3727-1050.2 581050	L= 1.440	
				→ 12/02; für Fahrzeuge ohne verstärktes Fahrwerk; Scheiben/Trommel; ⚠	2	24.3727-1057.2 581057	L= 1.473	
				→ 12/02; Scheiben/Trommel; ⚠	2	24.3727-1057.2 581057	L= 1.473	
1.6	64	02/00→09/00		Trommelbremse; ⚠	2	24.3727-1050.2 581050	L= 1.440	
1.6 16V	81	09/99→12/01		für Fahrzeuge mit verstärktem Fahrwerk; Trommelbremse; ⚠	2	24.3727-1050.2 581050	L= 1.440	
				Trommelbremse; ⚠	2	24.3727-1050.2 581050	L= 1.440	
				für Fahrzeuge ohne verstärktes Fahrwerk; Scheiben/Trommel; ⚠	2	24.3727-1057.2 581057	L= 1.473	
				Scheiben/Trommel; ⚠	2	24.3727-1057.2 581057	L= 1.473	
1.6 16V	79	03/99→07/03		→ 12/02; für Fahrzeuge mit verstärktem Fahrwerk; Trommelbremse; ⚠	2	24.3727-1050.2 581050	L= 1.440	
				09/99→ 12/02; Trommelbremse; ⚠	2	24.3727-1050.2 581050	L= 1.440	
				→ 12/02; für Fahrzeuge ohne verstärktes Fahrwerk; Scheiben/Trommel; ⚠	2	24.3727-1057.2 581057	L= 1.473	
				→ 12/02; Scheiben/Trommel; ⚠	2	24.3727-1057.2 581057	L= 1.473	
1.6 e	66	09/96→03/99		für Fahrzeuge mit verstärktem Fahrwerk; Trommelbremse; ⚠	2	24.3727-1050.2 581050	L= 1.440	
				Trommelbremse; ⚠	2	24.3727-1050.2 581050	L= 1.440	
				für Fahrzeuge ohne verstärktes Fahrwerk; Scheiben/Trommel; ⚠	2	24.3727-1057.2 581057	L= 1.473	
1.6 i	55	09/96→03/99		Scheiben/Trommel; ⚠	2	24.3727-1057.2 581057	L= 1.473	
1.8 16V	85	01/01→08/03		→ 12/02; Scheiben/Trommel; ⚠	2	24.3727-1057.2 581057	L= 1.473	
1.9 dT	66	09/96→08/03						
1.9 D 1.9 dTi	47 59	09/96→08/03 02/01→08/03		→ 12/02; für Fahrzeuge mit verstärktem Fahrwerk; Trommelbremse; ⚠	2	24.3727-1050.2 581050	L= 1.440	
				→ 12/02; für Fahrzeuge ohne verstärktes Fahrwerk; Scheiben/Trommel; ⚠	2	24.3727-1057.2 581057	L= 1.473	
→								


























	kw					! #		
RENAULT - MEGANE I Classic (LA0/1_) 09/96→08/08								
 Seilzug, Feststellbremse								
1.9 dTi	72	03/97→02/01		für Fahrzeuge mit verstärktem Fahrwerk; Trommelbremse; 	2	24.3727-1050.2	581050	L= 1.440
				für Fahrzeuge ohne verstärktes Fahrwerk; Scheiben/Trommel; 	2	24.3727-1057.2	581057	L= 1.473
				Scheiben/Trommel; 	2	24.3727-1057.2	581057	L= 1.473
1.9 TDI	69	09/96→08/03		→ 12/02; Scheiben/Trommel; 	2	24.3727-1063.2	581063	L= 1.456
2.0 i	84	09/96→08/03		→ 12/02; Trommelbremse; 	2	24.3727-1050.2	581050	L= 1.440
				→ 12/02; Scheiben/Trommel; 	2	24.3727-1057.2	581057	L= 1.473
2.0 RT	112	10/96→02/99		für Fahrzeuge mit verstärktem Fahrwerk; Trommelbremse; 	2	24.3727-1050.2	581050	L= 1.440
				für Fahrzeuge ohne verstärktes Fahrwerk; Scheiben/Trommel; 	2	24.3727-1057.2	581057	L= 1.473
RENAULT - MEGANE I Coach (DA0/1_) 03/96→08/03								
 Radbremszylinder								
1.4 16V	70	03/99→07/03	➡	→ 02/03; - ABS	2	24.3217-1705.3	020020	GG
1.6 16V	79	03/99→07/03	➡	→ 02/03; + ABS	2	24.3219-1728.3	020452	GG
			➡	10/00→ 02/03; + ABS / - ASR	2	24.3219-1728.3	020452	GG
1.6 e	66	03/96→03/99	➡		2	24.3217-1705.3	020020	GG
1.9 dCi	75	02/01→08/03	➡	→ 02/03; - ABS	2	24.3217-1705.3	020020	GG
			➡	→ 02/03; + ABS	2	24.3219-1728.3	020452	GG
			➡	→ 02/03; + ABS / - ASR	2	24.3219-1728.3	020452	GG
1.9 dTi	72	03/97→02/01	➡	03/99→; - ABS	2	24.3217-1705.3	020020	GG
			➡	05/97→ 02/99	2	24.3217-1705.3	020020	GG
			➡	03/99→; + ABS	2	24.3219-1728.3	020452	GG
2.0 i	80 - 84	03/96→08/03	➡	→ 02/03	2	24.3217-1705.3	020020	GG
Zubehörsatz, Bremsbacken								
1.4 16V	70	03/99→07/03	➡	10/00→ 02/03		03.0137-9125.2	669125	BDX
1.6 16V	79	03/99→07/03	➡	→ 02/03		03.0137-9125.2	669125	BDX
1.6 e	66	03/96→03/99	➡			03.0137-9125.2	669125	BDX
1.9 dCi	75	02/01→08/03	➡	→ 02/03		03.0137-9125.2	669125	BDX
2.0 i	80 - 84	03/96→08/03						
1.9 dTi	72	03/97→02/01	➡	05/97→		03.0137-9125.2	669125	BDX
 Bremstrommel								
1.4 16V	70	03/99→07/03	➡	10/00→ 02/03		24.0220-3037.1	480308	Ø 234 x 48 / 204,5 - RLG / - ABS Ring
						24.0220-3721.2	480213	Ø 234 x 48 / 204,5 + RLG / + ABS Ring
			➡	→ 02/03		24.0220-3037.1	480308	Ø 234 x 48 / 204,5 - RLG / - ABS Ring
						24.0220-3721.2	480213	Ø 234 x 48 / 204,5 + RLG / + ABS Ring
1.6 16V	79	03/99→07/03	➡	→ 02/03		24.0220-3037.1	480308	Ø 234 x 48 / 204,5 - RLG / - ABS Ring
1.9 dCi	75	02/01→08/03						
2.0 i	80 - 84	03/96→08/03				24.0220-3721.2	480213	Ø 234 x 48 / 204,5 + RLG / + ABS Ring
1.6 e	66	03/96→03/99	➡			24.0220-3037.1	480308	Ø 234 x 48 / 204,5 - RLG / - ABS Ring
						24.0220-3721.2	480213	Ø 234 x 48 / 204,5 + RLG / + ABS Ring
1.9 dTi	72	03/97→02/01	➡	05/97→		24.0220-3037.1	480308	Ø 234 x 48 / 204,5 - RLG / - ABS Ring
						24.0220-3721.2	480213	Ø 234 x 48 / 204,5 + RLG / + ABS Ring
 Bremsbackensatz								
1.4 16V	70	03/99→07/03	➡	10/00→ 02/03		03.0137-0335.2	650335	BDX Ø 203 x 39
			➡	→ 02/03		03.0137-0335.2	650335	BDX Ø 203 x 39
						03.0525-0017.3	EQ0017	BDX Ø 203 x 39 - RZ / + Zub Easy Quick
→								

























	kw			 	! #		
RENAULT - MEGANE I Coach (DA0/1_) 03/96→08/03							
 Bremsbackensatz							
1.4 16V	70	03/99→07/03	➡	→ 02/03; - ABS		03.0520-3217.3 693217	BDX Ø 203 x 39 + RZ / + Zub TopKit
			➡	10/00→ 02/03; + ABS / - ASR		03.0520-5019.3 695019	BDX Ø 203 x 39 + RZ / + Zub TopKit
			➡	→ 02/03; + ABS		03.0525-0017.3 EQ0017	BDX Ø 203 x 39 - RZ / + Zub Easy Quick
1.6 16V	79	03/99→07/03	➡	10/00→ 02/03		03.0137-0335.2 650335	BDX Ø 203 x 39
			➡	→ 02/03		03.0137-0335.2 650335	BDX Ø 203 x 39
			➡	→ 02/03; - ABS		03.0520-3217.3 693217	BDX Ø 203 x 39 + RZ / + Zub TopKit
						03.0525-0017.3 EQ0017	BDX Ø 203 x 39 - RZ / + Zub Easy Quick
			➡	10/00→ 02/03; + ABS / - ASR		03.0520-5019.3 695019	BDX Ø 203 x 39 + RZ / + Zub TopKit
			➡	→ 02/03; + ABS		03.0525-0017.3 EQ0017	BDX Ø 203 x 39 - RZ / + Zub Easy Quick
1.6 e	66	03/96→03/99	➡			03.0137-0335.2 650335	BDX Ø 203 x 39
						03.0520-3217.3 693217	BDX Ø 203 x 39 + RZ / + Zub TopKit
						03.0525-0017.3 EQ0017	BDX Ø 203 x 39 - RZ / + Zub Easy Quick
1.9 dCi	75	02/01→08/03	➡	→ 02/03		03.0137-0335.2 650335	BDX Ø 203 x 39
			➡	→ 02/03; - ABS		03.0525-0017.3 EQ0017	BDX Ø 203 x 39 - RZ / + Zub Easy Quick
			➡	→ 02/03; + ABS		03.0520-3217.3 693217	BDX Ø 203 x 39 + RZ / + Zub TopKit
			➡	→ 02/03; + ABS / - ASR		03.0520-5019.3 695019	BDX Ø 203 x 39 + RZ / + Zub TopKit
						03.0525-0017.3 EQ0017	BDX Ø 203 x 39 - RZ / + Zub Easy Quick
1.9 dTi	72	03/97→02/01	➡	05/97→		03.0137-0335.2 650335	BDX Ø 203 x 39
			➡	03/99→; - ABS		03.0520-3217.3 693217	BDX Ø 203 x 39 + RZ / + Zub TopKit
			➡	05/97→ 02/99		03.0520-3217.3 693217	BDX Ø 203 x 39 + RZ / + Zub TopKit
						03.0525-0017.3 EQ0017	BDX Ø 203 x 39 - RZ / + Zub Easy Quick
			➡	03/99→; + ABS		03.0520-5019.3 695019	BDX Ø 203 x 39 + RZ / + Zub TopKit
			➡	03/99→		03.0525-0017.3 EQ0017	BDX Ø 203 x 39 - RZ / + Zub Easy Quick
2.0 i	80 - 84	03/96→08/03	➡	→ 02/03		03.0137-0335.2 650335	BDX Ø 203 x 39
						03.0520-3217.3 693217	BDX Ø 203 x 39 + RZ / + Zub TopKit
						03.0525-0017.3 EQ0017	BDX Ø 203 x 39 - RZ / + Zub Easy Quick
 Seilzug, Feststellbremse							
1.4 16V	70	03/99→07/03		10/00→ 02/03; Scheiben/Trommel; ⚠	2	24.3727-1054.2 581054	L= 1.367
1.6 16V	79	03/99→07/03		→ 02/03; Scheiben/Trommel; ⚠	2	24.3727-1054.2 581054	L= 1.367
1.9 dCi	75	02/01→08/03					
2.0 i	80 - 84	03/96→08/03					
1.9 dTi	72	03/97→02/01		05/97→; Scheiben/Trommel; ⚠	2	24.3727-1054.2 581054	L= 1.367
RENAULT - MEGANE I Grandtour (KA0/1_) 03/99→08/03							
 Radbremsszylinder							
1.4 16V	70	03/99→08/03	➡		2	24.3220-1711.3 020409	TRW GG
1.4 e	55	03/99→08/03					
1.6 e	66	03/99→08/03					
1.9 D	47	04/99→08/03					
→							











	kw					! #		
RENAULT - MEGANE I Grandtour (KA0/1_) 03/99→08/03								
 Radbremsszylinder								
1.6 16V 1.9 dTi	79 72	03/99→08/03 03/99→02/01	➔	→ 06/99		2	24.3220-1711.3 020409	TRW GG
Zubehörsatz, Bremsbacken								
1.4 16V 1.4 e 1.6 e 1.9 D	70 55 66 47	03/99→08/03 03/99→08/03 03/99→08/03 04/99→08/03	➔				03.0137-9220.2 669220	TRW
1.6 16V 1.9 dTi	79 72	03/99→08/03 03/99→02/01	➔	→ 06/99			03.0137-9220.2 669220	TRW
 Bremsbackensatz								
1.4 16V 1.4 e 1.6 e 1.9 D	70 55 66 47	03/99→08/03 03/99→08/03 03/99→08/03 04/99→08/03	➔				03.0137-0336.2 650336 03.0520-5520.3 695520 03.0525-0018.3 EQ0018	TRW Ø 229 x 42 + HEB TRW Ø 229 x 42 + RZ / + Zub TopKit TRW Ø 229 x 42 - RZ / + Zub Easy Quick
1.6 16V 1.9 dTi	79 72	03/99→08/03 03/99→02/01	➔	→ 06/99			03.0137-0336.2 650336 03.0520-5520.3 695520 03.0525-0018.3 EQ0018	TRW Ø 229 x 42 + HEB TRW Ø 229 x 42 + RZ / + Zub TopKit TRW Ø 229 x 42 - RZ / + Zub Easy Quick
 Seilzug, Feststellbremse								
1.4 16V 1.4 e 1.6 e 1.9 D	70 55 66 47	03/99→08/03 03/99→08/03 03/99→08/03 04/99→08/03		Trommelbremse; <input checked="" type="checkbox"/>		2	24.3727-1063.2 581063	L= 1.456
1.6 16V 1.6 Bifuel 1.8 16V 1.9 dCi 1.9 dTi	79 80 85 75 59 - 72	03/99→08/03 03/99→09/00 01/01→08/03 02/01→08/03 03/99→08/03		Scheibenbremse; <input type="checkbox"/>			24.3727-1064.2 581064 24.3727-1065.2 581065	L= 1.480 L= 1.519
RENAULT - MEGANE I Hatchback Van (SA0/1_) 08/95→07/03								
 Radbremsszylinder								
1.9	47	08/95→09/00	➔				24.3217-1705.3 020020	GG
			➔	06/98→; - ABS			24.3217-1705.3 020020	GG
			➔	06/98→; + ABS			24.3219-1728.3 020452	GG
1.9 dCi	59	10/00→07/03	➔				24.3217-1705.3 020020	GG
Zubehörsatz, Bremsbacken								
1.9	47	08/95→09/00	➔				03.0137-9125.2 669125	BDX
			➔	06/98→			03.0137-9125.2 669125	BDX
1.9 dCi	59	10/00→07/03	➔				03.0137-9125.2 669125	BDX
 Bremstrommel								
1.9	47	08/95→09/00	➔				24.0220-3037.1 480308	Ø 234 x 48 / 204,5 - RLG / - ABS Ring
			➔	01/96→			24.0220-3721.2 480213	Ø 234 x 48 / 204,5 + RLG / + ABS Ring
1.9 dCi	59	10/00→07/03	➔				24.0220-3037.1 480308 24.0220-3721.2 480213	Ø 234 x 48 / 204,5 - RLG / - ABS Ring Ø 234 x 48 / 204,5 + RLG / + ABS Ring
 Bremsbackensatz								
1.9	47	08/95→09/00	➔				03.0137-0335.2 650335 03.0520-3217.3 693217 03.0525-0017.3 EQ0017	BDX Ø 203 x 39 BDX Ø 203 x 39 + RZ / + Zub TopKit BDX Ø 203 x 39 - RZ / + Zub Easy Quick
			➔	06/98→			03.0137-0335.2 650335 03.0525-0017.3 EQ0017	BDX Ø 203 x 39 BDX Ø 203 x 39 - RZ / + Zub Easy Quick
			➔	06/98→; - ABS			03.0520-3217.3 693217	BDX Ø 203 x 39 + RZ / + Zub TopKit
→								










	kw					! #		
RENAULT - MEGANE I Hatchback Van (SA0/1_) 08/95→07/03								
 Bremsbackensatz								
1.9	47	08/95→09/00	➔	06/98→; + ABS			03.0520-5019.3 695019	BDX Ø 203 x 39 + RZ / + Zub TopKit
1.9 dCi	59	10/00→07/03	➔				03.0137-0335.2 650335 03.0520-3217.3 693217 03.0525-0017.3 EQ0017	BDX Ø 203 x 39 BDX Ø 203 x 39 + RZ / + Zub TopKit BDX Ø 203 x 39 - RZ / + Zub Easy Quick
 Seilzug, Feststellbremse								
1.9	47	08/95→09/00		für Fahrzeuge mit verstärktem Fahrwerk; Trommelbremse; ⚡	2	24.3727-1050.2 581050		L= 1.440
				Trommelbremse; ⚡	2	24.3727-1050.2 581050		L= 1.440
				06/98→; Trommelbremse; ⚡	2	24.3727-1050.2 581050		L= 1.440
				Scheiben/Trommel; ⚡	2	24.3727-1057.2 581057		L= 1.473
1.9 dCi	59	10/00→07/03		für Fahrzeuge ohne verstärktes Fahrwerk; Scheiben/Trommel; ⚡	2	24.3727-1057.2 581057		L= 1.473
RENAULT - Megane I Kombi van (KA_) 02/00→07/03								
 Radbremszylinder								
1.4	70	04/01→07/03	➔				24.3220-1711.3 020409	TRW GG
1.6	79	04/01→07/03						
1.6 BiFuel	79 - 80	04/01→07/03						
1.9 D	47	02/00→09/00						
Zubehörsatz, Bremsbacken								
1.4	70	04/01→07/03	➔				03.0137-9220.2 669220	TRW
1.6	79	04/01→07/03						
1.6 BiFuel	79 - 80	04/01→07/03						
1.9 D	47	02/00→09/00						
 Bremsbackensatz								
1.4	70	04/01→07/03	➔				03.0137-0336.2 650336	TRW Ø 229 x 42 + HEB
1.6	79	04/01→07/03					03.0520-5520.3 695520	TRW Ø 229 x 42 + RZ / + Zub TopKit
1.6 BiFuel	79 - 80	04/01→07/03					03.0525-0018.3 EQ0018	TRW Ø 229 x 42 - RZ / + Zub Easy Quick
1.9 D	47	02/00→09/00						
 Seilzug, Feststellbremse								
1.4	70	04/01→07/03		Trommelbremse; ⚡	2	24.3727-1063.2 581063		L= 1.456
1.9 D	47	02/00→09/00						
1.6	79	04/01→07/03		Scheibenbremse; ⚡		24.3727-1064.2 581064		L= 1.480
1.6 BiFuel	79 - 80	04/01→07/03		Scheibenbremse; ⚡		24.3727-1065.2 581065		L= 1.519
1.8	85	04/01→07/03						
1.9 dCi	75 - 77	04/01→07/03						
1.9 DTI	59	04/01→07/03						
RENAULT - MEGANE II (BM0/1_, CM0/1_) 07/01→10/12								
 Seilzug, Feststellbremse								
1.4 16V	60 - 72	11/02→02/08		Scheibenbremse; ⚡	2	24.3727-1070.2 581070		L= 2.023
1.5 dCi	63 - 78	10/03→06/08						
1.6	77 - 79	06/05→01/11						
1.6 16V	82 - 83	11/02→06/08						
1.6 Flex-Fuel	77	01/07→02/08						
1.9 dCi	88	11/02→02/08						
2.0	169	08/06→02/08						
2.0 16V	99	11/02→02/08						
2.0 16V Turbo	120	05/04→02/08						
2.0 dCi	110 - 127	09/05→02/08						
1.5 dCi	60	09/02→02/08		11/02→; Scheibenbremse; ⚡	2	24.3727-1070.2 581070		L= 2.023
1.5 dCi	76	01/07→03/09		→ 11/08; Scheibenbremse; ⚡	2	24.3727-1070.2 581070		L= 2.023
1.9 dCi	96	05/05→12/09						
2.0 Renault Sport	165	05/04→10/09						
1.6 Bifuel	77	06/05→02/08		01/07→; Scheibenbremse; ⚡	2	24.3727-1070.2 581070		L= 2.023
1.9 dCi	68 - 85	11/02→02/08		01/06→; Scheibenbremse; ⚡	2	24.3727-1070.2 581070		L= 2.023


































	kW					! #		
RENAULT - MEGANE II Hatchback Van (KM0/2_) 08/03→07/09								
 Seilzug, Feststellbremse								
1.5 dCi	60 - 78	08/03→03/09		Scheibenbremse; 	2	24.3727-1070.2	581070	L= 2.023
RENAULT - MEGANE II Kasten/Kombi (KM_) 08/03→07/09								
 Seilzug, Feststellbremse								
1.5 dCi	60 - 78	08/03→07/09		Scheibenbremse; 	2	24.3727-1069.2	581069	L= 2.080
1.6	82	10/03→01/08						
1.9 dCi	96	02/06→10/06						
RENAULT - MEGANE II Kombi (KM0/1_) 08/03→08/12								
 Seilzug, Feststellbremse								
1.4	72	08/03→07/09		09/03→ 12/08; Scheibenbremse; 	2	24.3727-1069.2	581069	L= 2.080
1.6	83	08/03→07/09						
1.9 dCi	88	08/03→07/09						
2.0	99	08/03→07/09						
1.5 dCi	63 - 78	02/04→07/09		Scheibenbremse; 	2	24.3727-1069.2	581069	L= 2.080
1.6 16V	75 - 77	05/05→07/09						
1.6 LPG 16V	82	01/06→08/09						
1.9 dCi	66 - 68	03/04→02/07						
2.0	102	12/06→01/11						
1.5 dCi	60	08/03→05/06		09/03→; Scheibenbremse; 	2	24.3727-1069.2	581069	L= 2.080
1.5 dCi	76	01/07→07/09		→ 12/08; Scheibenbremse; 	2	24.3727-1069.2	581069	L= 2.080
1.6 16V Hi-Flex	77	02/08→07/09						
1.9 dCi	81 - 85	05/05→07/09						
2.0 dCi	110	09/05→07/09						
1.6 16V	81	05/06→10/11		→ 07/09; Scheibenbremse; 	2	24.3727-1069.2	581069	L= 2.080
1.6 16V	82	01/06→08/09		01/07→ 12/08; Scheibenbremse; 	2	24.3727-1069.2	581069	L= 2.080
1.9 dCi	96	05/05→07/09		→ 02/07; Scheibenbremse; 	2	24.3727-1069.2	581069	L= 2.080
RENAULT - MEGANE II Stufenheck (LM0/1_) 08/03→								
 Seilzug, Feststellbremse								
1.4	60	09/03→		→ 08/06; Scheibenbremse; 	2	24.3727-1069.2	581069	L= 2.080
1.4	72	09/03→		→ 12/08; Scheibenbremse; 	2	24.3727-1069.2	581069	L= 2.080
1.5 dCi	63 - 78	05/05→12/10						
1.6	77 - 83	09/03→						
1.6 Hi-Flex	85	03/06→						
1.9 dCi	68 - 96	09/03→						
2.0	99	09/03→						
2.0 dCi	110	09/05→						
1.5 dCi	74	02/04→12/10		→ 03/06; Scheibenbremse; 	2	24.3727-1069.2	581069	L= 2.080
1.5 dCi	60	08/03→12/10		09/03→ 12/08; Scheibenbremse; 	2	24.3727-1069.2	581069	L= 2.080
1.5 dCi	76	10/03→12/10		01/07→ 12/08; Scheibenbremse; 	2	24.3727-1069.2	581069	L= 2.080
1.6 16V	82	01/06→						
1.6	81	09/03→11/08		Scheibenbremse; 	2	24.3727-1069.2	581069	L= 2.080
1.9 dCi	66	09/03→12/05						
2.0	101	04/06→11/10						
RENAULT - MEGANE III Combi Van (KZ0/1) 01/09→08/15								
 Seilzug, Feststellbremse								
1.5 dCi	63	03/10→08/15		Scheibenbremse; - eFSB; 	2	24.3727-1081.2	581081	L= 1.940
1.5 dCi	66 - 81	01/09→08/15		Scheibenbremse; 	2	24.3727-1080.2	581080	L= 1.883
				Scheibenbremse; - eFSB; 	2	24.3727-1081.2	581081	L= 1.940
RENAULT - MEGANE III Coupe (DZ0/1_) 11/08→								
 Seilzug, Feststellbremse								
1.2 TCe	85 - 97	03/12→08/15		Scheibenbremse; 	2	24.3727-1080.2	581080	L= 1.883
1.4 TCe	96	04/09→						
1.5 dCi	63 - 81	11/08→						
1.6 16V	74 - 81	11/08→						
1.6 16V Bifuel	81	11/08→						
1.6 dCi	96	04/11→08/15						
1.9 dCi	96	11/08→08/15						










	kW					! #		
RENAULT - MEGANE III Coupe (DZ0/1_) 11/08→								
 Seilzug, Feststellbremse								
2.0 CVT 2.0 dCi	103 110 - 120	05/09→ 04/09→			Scheibenbremse; 	2	24.3727-1080.2 581080	L= 1.883
2.0 R.S. 2.0 TCe	201 132 - 184	07/14→ 11/08→						
2.0 TCe 220 2.0 R.S.	162 195	11/13→ 11/08→			08/11→; Scheibenbremse; 	2	24.3727-1080.2 581080	L= 1.883
RENAULT - MEGANE III Grandtour (KZ0/1) 11/08→								
 Seilzug, Feststellbremse								
1.2 TCe 1.4 TCe 1.5 dCi 1.6 16V 1.6 dCi 1.9 dCi 2.0 CVT	85 - 97 96 63 - 70 74 - 81 96 96 103	03/12→ 05/09→ 03/09→ 05/09→ 04/11→ 05/09→ 05/09→			Scheibenbremse; - eFSB; 	2	24.3727-1081.2 581081	L= 1.940
1.5 dCi 1.6 BiFuel 2.0 dCi	66 - 81 81 110 - 120	02/09→ 11/08→ 04/09→			Scheibenbremse;  Scheibenbremse; - eFSB; 	2	24.3727-1080.2 581080 24.3727-1081.2 581081	L= 1.883 L= 1.940
2.0 TCe	132	11/08→			05/09→; Scheibenbremse;  05/09→; Scheibenbremse; - eFSB; 	2	24.3727-1080.2 581080 24.3727-1081.2 581081	L= 1.883 L= 1.940
RENAULT - MEGANE III Hatchback Van (BZ_) 11/08→08/15								
 Seilzug, Feststellbremse								
1.5 dCi	66 - 81	11/08→08/15				2	24.3727-1080.2 581080	L= 1.883
RENAULT - MEGANE III Schrägheck (BZ0/1_, B3_) 11/08→								
 Seilzug, Feststellbremse								
1.2 TCe 1.4 TCe 1.5 dCi 1.6 1.6 16V 1.6 16V BiFuel 1.6 16V Hi-Flex 1.6 dCi 1.9 dCi 2.0 2.0 CVT 2.0 dCi 2.0 TCe 2.0 TCe 220	85 - 97 96 63 - 81 86 74 - 85 81 81 96 96 105 103 110 - 120 132 - 140 162	03/12→ 04/09→ 11/08→ 01/14→ 11/08→ 05/09→08/15 11/08→08/15 04/11→08/15 11/08→ 01/11→ 02/09→ 04/09→ 11/08→ 11/13→			Scheibenbremse; 	2	24.3727-1080.2 581080	L= 1.883
RENAULT - MEGANE Scenic (JA0/1_) 10/96→12/01								
 Radbremszylinder								
1.4 i 1.6 i 1.9 D 1.9 dT 2.0 i	55 55 47 66 - 69 80 - 84	01/97→09/99 01/97→09/99 03/97→09/99 01/97→09/99 01/97→09/99				2	24.3220-1711.3 020409	TRW GG
1.6 16V 2.0 RXE 4x4	79 84	04/98→10/99 05/97→10/99		→ 09/99		2	24.3220-1711.3 020409	TRW GG
1.6 e 1.9 dTi	66 72	10/96→10/99 04/97→09/99		11/96→ 09/99 - ABS		2	24.3220-1711.3 020409	TRW GG TRW GG
Zubehörsatz, Bremsbacken								
1.4 i 1.6 i 1.9 D 1.9 dT →	55 55 47 66 - 69	01/97→09/99 01/97→09/99 03/97→09/99 01/97→09/99					03.0137-9220.2 669220	TRW


































	kw					! #		
RENAULT - MEGANE Scenic (JA0/1_) 10/96→12/01								
Zubehörsatz, Bremsbacken								
2.0 i	80 - 84	01/97→09/99	➔				03.0137-9220.2 669220	TRW
1.6 16V 2.0 RXE 4x4	79 84	04/98→10/99 05/97→10/99	➔	→ 09/99			03.0137-9220.2 669220	TRW
1.6 e	66	10/96→10/99	➔	11/96→ 09/99			03.0137-9220.2 669220	TRW
1.9 dTi	72	04/97→09/99	➔	- ABS			03.0137-9220.2 669220	TRW
 Bremsbackensatz								
1.4 i 1.6 i 1.9 D 1.9 dT 2.0 i	55 55 47 66 - 69 80 - 84	01/97→09/99 01/97→09/99 03/97→09/99 01/97→09/99 01/97→09/99	➔				03.0137-0336.2 650336 03.0520-5520.3 695520 03.0525-0018.3 EQ0018	TRW Ø 229 x 42 + HEB TRW Ø 229 x 42 + RZ / + Zub TopKit TRW Ø 229 x 42 - RZ / + Zub Easy Quick
1.6 16V 2.0 RXE 4x4	79 84	04/98→10/99 05/97→10/99	➔	→ 09/99			03.0137-0336.2 650336 03.0520-5520.3 695520 03.0525-0018.3 EQ0018	TRW Ø 229 x 42 + HEB TRW Ø 229 x 42 + RZ / + Zub TopKit TRW Ø 229 x 42 - RZ / + Zub Easy Quick
1.6 e	66	10/96→10/99	➔	11/96→ 09/99			03.0137-0336.2 650336 03.0520-5520.3 695520 03.0525-0018.3 EQ0018	TRW Ø 229 x 42 + HEB TRW Ø 229 x 42 + RZ / + Zub TopKit TRW Ø 229 x 42 - RZ / + Zub Easy Quick
1.9 dTi	72	04/97→09/99	➔	- ABS			03.0137-0336.2 650336 03.0520-5520.3 695520 03.0525-0018.3 EQ0018	TRW Ø 229 x 42 + HEB TRW Ø 229 x 42 + RZ / + Zub TopKit TRW Ø 229 x 42 - RZ / + Zub Easy Quick
 Seilzug, Feststellbremse								
1.4 i 1.6 i 1.9 dT 2.0 i	55 55 69 80 - 84	01/97→09/99 01/97→09/99 03/97→08/99 01/97→09/99		Trommelbremse; 	2	24.3727-1045.2 581045		L= 1.476
1.6 16V 2.0 RXE 4x4	79 84	04/98→10/99 05/97→10/99		→ 09/99; Trommelbremse; 	2	24.3727-1045.2 581045		L= 1.476
1.6 e	66	10/96→10/99		11/96→ 09/99; Trommelbremse; 	2	24.3727-1045.2 581045		L= 1.476
1.9 D	47	03/97→09/99		08/99→; - ABS; Trommelbremse; 	2	24.3727-1045.2 581045		L= 1.476
				Trommelbremse; 	2	24.3727-1045.2 581045		L= 1.476
				→ 07/99; Trommelbremse; 	2	24.3727-1045.2 581045		L= 1.476
				08/99→; + ABS; Trommelbremse; 		24.3727-1055.2 581055		L= 1.479
				08/99→; + ABS; Trommelbremse; 		24.3727-1056.2 581056		L= 1.508
1.9 dT	66	01/97→09/99		→ 12/97; Trommelbremse; 	2	24.3727-1045.2 581045		L= 1.476
1.9 dTi	72	04/97→09/99		03/98→; - ABS; Trommelbremse; 	2	24.3727-1045.2 581045		L= 1.476
				08/99→; - ABS; Trommelbremse; 	2	24.3727-1045.2 581045		L= 1.476
				→ 07/99; - ABS; Trommelbremse; 	2	24.3727-1045.2 581045		L= 1.476
				08/99→; + ABS; Trommelbremse; 		24.3727-1055.2 581055		L= 1.479
				08/99→; + ABS; Trommelbremse; 		24.3727-1056.2 581056		L= 1.508
RENAULT - MODUS / GRAND MODUS (F/JP0_) 09/04→								
 Radbremszylinder								
1.2 1.2 16V Hi-Flex 1.5 dCi	48 - 55 55 48 - 63	12/04→ 10/08→ 12/04→	➔	→ 06/13; - ESP	2	24.3219-1755.3 020508		ALU
1.5 dCi 75 1.5 dCi 90	55 65	10/10→ 10/10→						
1.2 GPL	55	05/08→12/12	➔	- ESP	2	24.3219-1755.3 020508		ALU
1.5 dCi	60	09/04→	➔	09/05→; - ESP; → 06/13	2	24.3219-1755.3 020508		ALU
Zubehörsatz, Bremsbacken								
1.2 1.2 16V Hi-Flex 1.5 dCi 1.5 dCi 75	48 - 55 55 48 - 63 55	12/04→ 10/08→ 12/04→ 10/10→	➔	→ 06/13; - ESP			03.0137-9280.2 669280	












	kw					! #		
RENAULT - MODUS / GRAND MODUS (F/JP0_) 09/04 →								
Zubehörsatz, Bremsbacken								
1.5 dCi 90	65	10/10 →	➡	→ 06/13; - ESP			03.0137-9280.2 669280	
1.2 GPL	55	05/08 → 12/12	➡	- ESP			03.0137-9280.2 669280	
1.5 dCi	60	09/04 →	➡	09/05 →; - ESP; → 06/13			03.0137-9280.2 669280	
 Bremstrommel								
1.2	48 - 55	12/04 →	➡	→ 06/13; - ESP; für verkürzten Radstand			24.0220-3033.1 480195	Ø 237 x 50,5 / 204,5 - RLG / - ABS Ring
1.2 16V Hi-Flex	55	10/08 →						
1.5 dCi	48 - 50	12/04 →						
1.5 dCi 75	55	10/10 →						
1.5 dCi 90	65	10/10 →						
1.2 GPL	55	05/08 → 12/12	➡	- ESP; für verkürzten Radstand			24.0220-3033.1 480195	Ø 237 x 50,5 / 204,5 - RLG / - ABS Ring
1.5 dCi	60	09/04 →	➡	09/05 →; - ESP; → 06/13; für verkürzten Radstand			24.0220-3033.1 480195	Ø 237 x 50,5 / 204,5 - RLG / - ABS Ring
1.5 dCi	63	12/04 →	➡	→ 02/14; für verkürzten Radstand			24.0220-3033.1 480195	Ø 237 x 50,5 / 204,5 - RLG / - ABS Ring
 Bremsbackensatz								
1.2	48 - 55	12/04 →	➡	→ 06/13; - ESP			03.0137-0454.2 650454	AP Ø 203 x 38 + HEB
1.2 16V Hi-Flex	55	10/08 →					03.0520-6419.3 696419	AP Ø 203 x 38 + RZ / + Zub TopKit
1.5 dCi	48 - 63	12/04 →						
1.5 dCi 75	55	10/10 →						
1.5 dCi 90	65	10/10 →						
1.2 GPL	55	05/08 → 12/12	➡	- ESP			03.0137-0454.2 650454 03.0520-6419.3 696419	AP Ø 203 x 38 + HEB AP Ø 203 x 38 + RZ / + Zub TopKit
1.5 dCi	60	09/04 →	➡	09/05 →; - ESP; → 06/13			03.0137-0454.2 650454 03.0520-6419.3 696419	AP Ø 203 x 38 + HEB AP Ø 203 x 38 + RZ / + Zub TopKit
 Seilzug, Feststellbremse								
1.2	58 - 76	12/04 →		→ 06/13; für Fahrzeuge mit Scheibenbremse an der Hinterachse; für verkürzten Radstand; <input type="checkbox"/>			24.3727-1083.2 581083	L= 1.276
1.5 dCi	76 - 78	05/05 →		→ 06/13; für Fahrzeuge mit Scheibenbremse an der Hinterachse; für verkürzten Radstand; <input type="checkbox"/>			24.3727-1084.2 581084	L= 1.375
				→ 06/13; für Fahrzeuge mit Scheibenbremse an der Hinterachse; für verlängerten Radstand; <input type="checkbox"/>			24.3727-3600.2 583600	L= 1.322
				→ 06/13; für Fahrzeuge mit Scheibenbremse an der Hinterachse; für verlängerten Radstand; <input type="checkbox"/>			24.3727-3601.2 583601	L= 1.448
1.2	48 - 55	12/04 →		→ 06/13; für Fahrzeuge mit Scheibenbremse an der Hinterachse; für verkürzten Radstand; <input type="checkbox"/>			24.3727-1083.2 581083	L= 1.276
1.2 16V	74	05/07 →						
1.2 16V Hi-Flex	55	10/08 →						
1.4	72	12/04 →						
1.5 dCi	48 - 63	12/04 →		→ 06/13; für Fahrzeuge mit Scheibenbremse an der Hinterachse; für verkürzten Radstand; <input type="checkbox"/>			24.3727-1084.2 581084	L= 1.375
1.5 dCi 75	55	10/10 →						
1.5 dCi 90	65 - 82	10/10 →						
1.6	65 - 82	12/04 →		→ 06/13; für Fahrzeuge mit Trommelbremse an der Hinterachse; für verkürzten Radstand; Trommelbremse; <input type="checkbox"/>			24.3727-1085.2 581085	L= 1.387
				→ 06/13; für Fahrzeuge mit Trommelbremse an der Hinterachse; für verkürzten Radstand; <input type="checkbox"/>			24.3727-1086.2 581086	L= 1.497
				→ 06/13; für Fahrzeuge mit Trommelbremse an der Hinterachse; für verlängerten Radstand; <input type="checkbox"/>			24.3727-1090.2 581090	L= 1.572
				→ 06/13; für Fahrzeuge mit Scheibenbremse an			24.3727-3600.2 583600	L= 1.322
→								













	kw			 	! #		
RENAULT - MODUS / GRAND MODUS (F/JPO_) 09/04 →							
 Seilzug, Feststellbremse							
1.2	48 - 55	12/04 →		der Hinterachse; für verlängerten Radstand; <input type="checkbox"/>			
1.2 16V	74	05/07 →		→ 06/13;	24.3727-3601.2	583601	L= 1.448
1.2 16V Hi-Flex	55	10/08 →		für Fahrzeuge mit Scheibenbremse an der Hinterachse;			
1.4	72	12/04 →		für verlängerten Radstand; <input type="checkbox"/>			
1.5 dCi	48 - 63	12/04 →					
1.5 dCi 75	55	10/10 →					
1.5 dCi 90	65	10/10 →					
1.6	65 - 82	12/04 →					
1.2 GPL	55	05/08 → 12/12		für Fahrzeuge mit Scheibenbremse an der Hinterachse; für verkürzten Radstand; <input type="checkbox"/>	24.3727-1083.2	581083	L= 1.276
				für Fahrzeuge mit Scheibenbremse an der Hinterachse; für verkürzten Radstand; <input type="checkbox"/>	24.3727-1084.2	581084	L= 1.375
				für Fahrzeuge mit Trommelbremse an der Hinterachse; für verkürzten Radstand; Trommelbremse; <input type="checkbox"/>	24.3727-1085.2	581085	L= 1.387
				für Fahrzeuge mit Trommelbremse an der Hinterachse; für verkürzten Radstand; <input type="checkbox"/>	24.3727-1086.2	581086	L= 1.497
				für Fahrzeuge mit Trommelbremse an der Hinterachse; für verlängerten Radstand; <input type="checkbox"/>	24.3727-1090.2	581090	L= 1.572
				für Fahrzeuge mit Scheibenbremse an der Hinterachse; für verlängerten Radstand; <input type="checkbox"/>	24.3727-3600.2	583600	L= 1.322
				für Fahrzeuge mit Scheibenbremse an der Hinterachse; für verlängerten Radstand; <input type="checkbox"/>	24.3727-3601.2	583601	L= 1.448
1.5 dCi	60	09/04 →		→ 06/13; für Fahrzeuge mit Scheibenbremse an der Hinterachse; für verkürzten Radstand; <input type="checkbox"/>	24.3727-1083.2	581083	L= 1.276
				→ 06/13; für Fahrzeuge mit Scheibenbremse an der Hinterachse; für verkürzten Radstand; <input type="checkbox"/>	24.3727-1084.2	581084	L= 1.375
				09/05 → 06/13; für Fahrzeuge mit Trommelbremse an der Hinterachse; für verkürzten Radstand; Trommelbremse; <input type="checkbox"/>	24.3727-1085.2	581085	L= 1.387
				09/05 → 06/13; für Fahrzeuge mit Trommelbremse an der Hinterachse; für verkürzten Radstand; <input type="checkbox"/>	24.3727-1086.2	581086	L= 1.497
				09/05 → 06/13; für Fahrzeuge mit Trommelbremse an der Hinterachse; für verlängerten Radstand; <input type="checkbox"/>	24.3727-1090.2	581090	L= 1.572
				→ 06/13; für Fahrzeuge mit Scheibenbremse an der Hinterachse; für verlängerten Radstand; <input type="checkbox"/>	24.3727-3600.2	583600	L= 1.322
				→ 06/13; für Fahrzeuge mit Scheibenbremse an der Hinterachse; für verlängerten Radstand; <input type="checkbox"/>	24.3727-3601.2	583601	L= 1.448
RENAULT - RAPID 09/94 → 03/98							
 Radbremszylinder							
1.9 D	47	09/94 → 03/98	➡	07/95 →; nicht für erhöhte Nutzlast; <input type="checkbox"/>	24.3220-1118.3	020226	BDX GG
			➡	07/95 →; nicht für erhöhte Nutzlast; <input type="checkbox"/>	24.3220-1119.3	020227	BDX GG
			➡	07/95 →; für erhöhte Nutzlast	2	24.3222-1615.3	020285 TRW GG
Zubehörsatz, Bremsbacken							
1.9 D	47	09/94 → 03/98	➡	07/95 →; für erhöhte Nutzlast	03.0137-9027.2	669027	TRW
→			➡	07/95 →; nicht für erhöhte Nutzlast	03.0137-9125.2	669125	BDX












	kw			 	! #		
RENAULT - RAPID 09/94→03/98							
 Bremsbackensatz							
1.9 D	47	09/94→03/98	➔	07/95→; nicht für erhöhte Nutzlast		03.0137-0211.2 650211 03.0520-3020.3 693020	BDX Ø 203 x 39 BDX Ø 203 x 39 + RZ / + Zub TopKit
			➔	07/95→; für erhöhte Nutzlast		03.0137-0271.2 650271 03.0520-2422.3 692422	TRW Ø 229 x 42 + HEB TRW Ø 229 x 42 + RZ / + Zub TopKit
 Seilzug, Feststellbremse							
1.9 D	47	09/94→03/98		07/95→; nicht für erhöhte Nutzlast; Trommelbremse: 	2	24.3727-1035.2 581035	L= 1.469
RENAULT - RAPID Kasten/Großraumlimousine (F40_, G40_) 07/85→11/01							
 Radbremszylinder							
1.2	40	09/91→03/98	➔			24.3220-1118.3 020226	BDX GG
			➔	10/92→; 		24.3220-1118.3 020226	BDX GG
			➔			24.3220-1119.3 020227	BDX GG
			➔	10/92→; 		24.3220-1119.3 020227	BDX GG
1.4	43 - 59	09/91→03/98	➔	nicht für erhöhte Nutzlast; 		24.3220-1118.3 020226	BDX GG
1.9 D	40	09/94→03/98	➔	nicht für erhöhte Nutzlast; 		24.3220-1119.3 020227	BDX GG
			➔	für erhöhte Nutzlast		24.3222-1615.3 020285	TRW GG
1.4	58	01/94→03/98	➔	09/94→; nicht für erhöhte Nutzlast; 		24.3220-1118.3 020226	BDX GG
			➔	nicht für erhöhte Nutzlast; 		24.3220-1118.3 020226	BDX GG
			➔	09/94→; nicht für erhöhte Nutzlast; 		24.3220-1119.3 020227	BDX GG
			➔	nicht für erhöhte Nutzlast; 		24.3220-1119.3 020227	BDX GG
			➔			24.3222-1615.3 020285	TRW GG
			➔	09/94→; für erhöhte Nutzlast		24.3222-1615.3 020285	TRW GG
			➔	für erhöhte Nutzlast		24.3222-1615.3 020285	TRW GG
1.4 Cat	43	08/88→03/98	➔			24.3220-1118.3 020226	BDX GG
			➔			24.3220-1119.3 020227	BDX GG
1.6 D	40	03/86→08/98	➔	07/86→; nicht für erhöhte Nutzlast; 		24.3220-1118.3 020226	BDX GG
			➔	→ 06/86; 		24.3220-1118.3 020226 24.3222-1709.3 020111	BDX GG BDX GG
			➔	07/86→; nicht für erhöhte Nutzlast; 		24.3220-1119.3 020227	BDX GG
			➔	→ 06/86; 		24.3220-1119.3 020227 24.3222-1107.3 020262 24.3222-1710.3 020112	BDX GG TRW GG BDX GG
			➔	07/86→; für erhöhte Nutzlast		24.3222-1615.3 020285	TRW GG
			➔				
1.9 D	47	09/91→03/98	➔	09/92→; nicht für erhöhte Nutzlast; 		24.3220-1118.3 020226	BDX GG
			➔	09/95→; nicht für erhöhte Nutzlast; 		24.3220-1118.3 020226	BDX GG
			➔	nicht für erhöhte Nutzlast; 		24.3220-1118.3 020226	BDX GG
			➔	09/92→; nicht für erhöhte Nutzlast; 		24.3220-1119.3 020227	BDX GG
			➔	09/95→; nicht für erhöhte Nutzlast; 		24.3220-1119.3 020227	BDX GG
			➔	nicht für erhöhte Nutzlast; 		24.3220-1119.3 020227	BDX GG
			➔	09/95→; für erhöhte Nutzlast		24.3222-1615.3 020285	TRW GG
			➔	09/92→; für erhöhte Nutzlast		24.3222-1615.3 020285	TRW GG
			➔	für erhöhte Nutzlast		24.3222-1615.3 020285	TRW GG
Electric	21	01/94→11/98	➔			24.3222-1615.3 020285	TRW GG
Zubehörsatz, Bremsbacken							
1.2	40	09/91→03/98	➔			03.0137-9125.2 669125	BDX
			➔	10/92→		03.0137-9125.2 669125	BDX
1.4	43 - 59	09/91→03/98	➔	für erhöhte Nutzlast		03.0137-9027.2 669027	TRW
1.9 D	40	09/94→03/98	➔	nicht für erhöhte Nutzlast		03.0137-9125.2 669125	BDX
1.4	58	01/94→03/98	➔	09/94→; für erhöhte Nutzlast		03.0137-9027.2 669027	TRW
			➔			03.0137-9027.2 669027	TRW
			➔	für erhöhte Nutzlast		03.0137-9027.2 669027	TRW
→							

	kw			 	! #		
RENAULT - RAPID Kasten/Großraumlimousine (F40_, G40_) 07/85→11/01							
Zubehörsatz, Bremsbacken							
1.4	58	01/94→03/98	➡	09/94→; nicht für erhöhte Nutzlast		03.0137-9125.2 669125	BDX
			➡	nicht für erhöhte Nutzlast		03.0137-9125.2 669125	BDX
1.4 Cat	43	08/88→03/98	➡			03.0137-9125.2 669125	BDX
1.6 D	40	03/86→08/98	➡	07/86→; für erhöhte Nutzlast		03.0137-9027.2 669027	TRW
			➡	→ 06/86		03.0137-9056.2 669056	TRW
						03.0137-9086.2 669086	BDX
			➡			03.0137-9125.2 669125	BDX
			➡	07/86→; nicht für erhöhte Nutzlast		03.0137-9125.2 669125	BDX
1.9 D	47	09/91→03/98	➡	09/95→; für erhöhte Nutzlast		03.0137-9027.2 669027	TRW
			➡	09/92→; für erhöhte Nutzlast		03.0137-9027.2 669027	TRW
			➡	für erhöhte Nutzlast		03.0137-9027.2 669027	TRW
			➡	09/92→; nicht für erhöhte Nutzlast		03.0137-9125.2 669125	BDX
			➡	09/95→; nicht für erhöhte Nutzlast		03.0137-9125.2 669125	BDX
			➡	nicht für erhöhte Nutzlast		03.0137-9125.2 669125	BDX
Electric	21	01/94→11/98	➡			03.0137-9027.2 669027	TRW
 Bremstrommel							
1.2	40	09/91→03/98	➡			24.0218-0013.1 480008	Ø 208 x 53 / 181,3 - RLG
1.6 D	40	03/86→08/98	➡	→ 06/86; nicht für erhöhte Nutzlast		24.0218-0013.1 480008	Ø 208 x 53 / 181,3 - RLG
 Bremsbackensatz							
1.2	40	09/91→03/98	➡			03.0137-0211.2 650211	BDX Ø 203 x 39
						03.0520-3020.3 693020	BDX Ø 203 x 39 + RZ / + Zub TopKit
			➡	10/92→		03.0137-0211.2 650211	BDX Ø 203 x 39
						03.0520-3020.3 693020	BDX Ø 203 x 39 + RZ / + Zub TopKit
1.4	43 - 59	09/91→03/98	➡	nicht für erhöhte Nutzlast		03.0137-0211.2 650211	BDX Ø 203 x 39
1.9 D	40	09/94→03/98				03.0520-3020.3 693020	BDX Ø 203 x 39 + RZ / + Zub TopKit
			➡	für erhöhte Nutzlast		03.0137-0271.2 650271	TRW Ø 229 x 42 + HEB
						03.0520-2422.3 692422	TRW Ø 229 x 42 + RZ / + Zub TopKit
1.4	58	01/94→03/98	➡	09/94→; nicht für erhöhte Nutzlast		03.0137-0211.2 650211	BDX Ø 203 x 39
						03.0520-3020.3 693020	BDX Ø 203 x 39 + RZ / + Zub TopKit
			➡	nicht für erhöhte Nutzlast		03.0137-0211.2 650211	BDX Ø 203 x 39
						03.0520-3020.3 693020	BDX Ø 203 x 39 + RZ / + Zub TopKit
			➡			03.0137-0271.2 650271	TRW Ø 229 x 42 + HEB
						03.0520-2422.3 692422	TRW Ø 229 x 42 + RZ / + Zub TopKit
			➡	09/94→; für erhöhte Nutzlast		03.0137-0271.2 650271	TRW Ø 229 x 42 + HEB
						03.0520-2422.3 692422	TRW Ø 229 x 42 + RZ / + Zub TopKit
			➡	für erhöhte Nutzlast		03.0137-0271.2 650271	TRW Ø 229 x 42 + HEB
						03.0520-2422.3 692422	TRW Ø 229 x 42 + RZ / + Zub TopKit
1.4 Cat	43	08/88→03/98	➡			03.0137-0211.2 650211	BDX Ø 203 x 39
						03.0520-3020.3 693020	BDX Ø 203 x 39 + RZ / + Zub TopKit
1.6 D	40	03/86→08/98	➡	→ 06/86		03.0137-0201.2 650201	TRW Ø 180 x 41 + HEB
						03.0137-0209.2 650209	BDX Ø 180 x 42
						03.0137-0211.2 650211	BDX Ø 203 x 39
						03.0520-1022.3 691022	BDX Ø 180 x 42 + RZ / + Zub TopKit
						03.0520-1122.3 691122	TRW Ø 180 x 41 + RZ / + Zub TopKit
						03.0520-3020.3 693020	BDX Ø 203 x 39 + RZ / + Zub TopKit
						03.0525-0027.3 EQ0027	TRW Ø 180 x 41 - RZ / + Zub Easy Quick
			➡	07/86→; nicht für erhöhte Nutzlast		03.0137-0211.2 650211	BDX Ø 203 x 39










	kw					! #		
RENAULT - RAPID Kasten/Großraumlimousine (F40_, G40_) 07/85→11/01								
 Bremsbackensatz								
1.6 D	40	03/86→08/98	➡	07/86→; nicht für erhöhte Nutzlast			03.0520-3020.3 693020	BDX Ø 203 x 39 + RZ / + Zub TopKit
			➡	07/86→; für erhöhte Nutzlast			03.0137-0271.2 650271 03.0520-2422.3 692422	TRW Ø 229 x 42 + HEB TRW Ø 229 x 42 + RZ / + Zub TopKit
1.9 D	47	09/91→03/98	➡	09/95→; nicht für erhöhte Nutzlast			03.0137-0211.2 650211 03.0520-3020.3 693020	BDX Ø 203 x 39 BDX Ø 203 x 39 + RZ / + Zub TopKit
			➡	09/92→; nicht für erhöhte Nutzlast			03.0137-0211.2 650211 03.0520-3020.3 693020	BDX Ø 203 x 39 BDX Ø 203 x 39 + RZ / + Zub TopKit
			➡	nicht für erhöhte Nutzlast			03.0137-0211.2 650211 03.0520-3020.3 693020	BDX Ø 203 x 39 BDX Ø 203 x 39 + RZ / + Zub TopKit
			➡	09/92→; für erhöhte Nutzlast			03.0137-0271.2 650271 03.0520-2422.3 692422	TRW Ø 229 x 42 + HEB TRW Ø 229 x 42 + RZ / + Zub TopKit
			➡	09/95→; für erhöhte Nutzlast			03.0137-0271.2 650271 03.0520-2422.3 692422	TRW Ø 229 x 42 + HEB TRW Ø 229 x 42 + RZ / + Zub TopKit
			➡	für erhöhte Nutzlast			03.0137-0271.2 650271 03.0520-2422.3 692422	TRW Ø 229 x 42 + HEB TRW Ø 229 x 42 + RZ / + Zub TopKit
Electric	21	01/94→11/98	➡				03.0137-0271.2 650271 03.0520-2422.3 692422	TRW Ø 229 x 42 + HEB TRW Ø 229 x 42 + RZ / + Zub TopKit
 Seilzug, Feststellbremse								
1.2	40	09/91→03/98		Trommelbremse; 	2	24.3727-1035.2 581035	L= 1.469	
				10/92→; Trommelbremse; 	2	24.3727-1035.2 581035	L= 1.469	
1.4	43 - 59	09/91→03/98		nicht für erhöhte Nutzlast; Trommelbremse; 	2	24.3727-1035.2 581035	L= 1.469	
1.9 D	40	09/94→03/98		Trommelbremse; 				
1.4	58	01/94→03/98		nicht für erhöhte Nutzlast; Trommelbremse; 	2	24.3727-1035.2 581035	L= 1.469	
				09/94→; nicht für erhöhte Nutzlast; Trommelbremse; 	2	24.3727-1035.2 581035	L= 1.469	
1.4 Cat	43	08/88→03/98		→ 08/91; Trommelbremse; 	2	24.3727-1005.2 581005	L= 1.330	
				09/91→; Trommelbremse; 	2	24.3727-1035.2 581035	L= 1.469	
1.6 D	40	03/86→08/98		→ 08/91; Trommelbremse; 	2	24.3727-1005.2 581005	L= 1.330	
				09/91→; nicht für erhöhte Nutzlast; Trommelbremse; 	2	24.3727-1035.2 581035	L= 1.469	
1.9 D	47	09/91→03/98		nicht für erhöhte Nutzlast; Trommelbremse; 	2	24.3727-1035.2 581035	L= 1.469	
				09/95→; nicht für erhöhte Nutzlast; Trommelbremse; 	2	24.3727-1035.2 581035	L= 1.469	
				09/92→; nicht für erhöhte Nutzlast; Trommelbremse; 	2	24.3727-1035.2 581035	L= 1.469	
RENAULT - SAFRANE II (B54_) 07/96→12/00								
 Seilzug, Feststellbremse								
2.0 16V	100	07/96→12/00		08/96→; Scheibenbremse; 		24.3727-1028.2 581028	L= 850	
2.2 dT	83	07/96→12/00		08/96→; Scheibenbremse; 		24.3727-1034.2 581034	L= 1.091	
2.5 20V	121	07/96→12/00		08/96→; Scheibenbremse; 		24.3727-1034.2 581034	L= 1.091	
2.9 24V	140	03/99→12/00		Scheibenbremse; 		24.3727-1028.2 581028	L= 850	
				Scheibenbremse; 		24.3727-1034.2 581034	L= 1.091	
3.0 V6	123	07/96→12/00		08/96→; Scheibenbremse; 		24.3727-1028.2 581028	L= 850	
				→ 07/96; Scheibenbremse; 		24.3727-1028.2 581028	L= 850	
				08/96→; Scheibenbremse; 		24.3727-1034.2 581034	L= 1.091	
				→ 07/96; Scheibenbremse; 		24.3727-1034.2 581034	L= 1.091	
RENAULT - SANDERO/STEPWAY I (BS_) 11/07→								
 Radbremszylinder								
1.4	55	02/09→	➡		2	24.3217-1710.3 020420	TRW GG	
1.6	75 - 77	12/07→	➡	+ ABS	2	24.3217-1711.3 020449	BOS ALU	
			➡	- ABS	2	24.3219-1722.3 020426	BDX GG	
→								













	kW			 	! #		
RENAULT - SANDERO/STEPWAY I (BS_) 11/07→							
 Radbremszylinder							
1.4 LPG 1.6 1.6 Flex	53 66 78	02/09→ 05/09→ 03/14→	➔	Br.trommeldurchm.innen [Zoll]: 8	2	24.3217-1710.3 020420 24.3217-1711.3 020449	TRW GG BOS ALU
			➔	Br.trommeldurchm.innen [Zoll]: 7	2	24.3219-1722.3 020426	BDX GG
1.6	62	11/10→	➔		2	24.3217-1710.3 020420	TRW GG
			➔	- ABS	2	24.3219-1722.3 020426	BDX GG
1.6 1.6 Flex	82 82	09/09→ 08/08→	➔	Br.trommeldurchm.innen [Zoll]: 8	2	24.3217-1710.3 020420 24.3217-1711.3 020449	TRW GG BOS ALU
1.6	64	02/09→	➔		2	24.3217-1710.3 020420	TRW GG
			➔	+ ABS	2	24.3217-1711.3 020449	BOS ALU
			➔	11/10→; + ABS	2	24.3217-1711.3 020449	BOS ALU
			➔	- ABS	2	24.3219-1722.3 020426	BDX GG
Zubehörsatz, Bremsbacken							
1.4 1.4 LPG 1.6	55 53 62 - 77	02/09→ 02/09→ 12/07→	➔			03.0137-9088.2 669088 03.0137-9158.2 669158 03.0137-9274.2 669274	BDX TRW BOS
1.6 Flex	78	03/14→					
1.6 1.6 Flex	82 82	09/09→ 08/08→	➔			03.0137-9158.2 669158 03.0137-9274.2 669274	TRW BOS
 Bremstrommel							
1.6	62 - 77	12/07→	➔	- ABS		24.0220-3037.1 480308	Ø 234 x 48 / 204,5 - RLG / - ABS Ring
 Bremsbackensatz							
1.4 1.6	55 62 - 77	02/09→ 12/07→	➔			03.0137-0312.2 650312 03.0520-5017.3 695017	TRW Ø 203 x 38 BOS Ø 203 x 39 + RZ / + Zub TopKit
			➔	- ABS		03.0137-0358.2 650358 03.0520-4719.3 694719 03.0525-0023.3 EQ0023	BDX Ø 180 x 42 + HEB BOS Ø 180 x 42 + RZ / + Zub TopKit BDX Ø 180 x 42 - RZ / + Zub Easy Quick
			➔	+ ABS		03.0137-0532.2 650532 03.0520-3517.3 693517	BOS Ø 203 x 39 + HEB TRW Ø 203 x 39 + RZ / + Zub TopKit
1.4 LPG 1.6 1.6 Flex	53 66 78	02/09→ 05/09→ 03/14→	➔	Br.trommeldurchm.innen [Zoll]: 8		03.0137-0312.2 650312 03.0520-3517.3 693517	TRW Ø 203 x 38 TRW Ø 203 x 39 + RZ / + Zub TopKit
			➔	Br.trommeldurchm.innen [Zoll]: 7		03.0137-0358.2 650358 03.0520-4719.3 694719 03.0525-0023.3 EQ0023	BDX Ø 180 x 42 + HEB BOS Ø 180 x 42 + RZ / + Zub TopKit BDX Ø 180 x 42 - RZ / + Zub Easy Quick
			➔			03.0137-0532.2 650532 03.0520-5017.3 695017	BOS Ø 203 x 39 + HEB BOS Ø 203 x 39 + RZ / + Zub TopKit
1.6 1.6 Flex	82 82	09/09→ 08/08→	➔	Br.trommeldurchm.innen [Zoll]: 8		03.0137-0312.2 650312 03.0520-3517.3 693517	TRW Ø 203 x 38 TRW Ø 203 x 39 + RZ / + Zub TopKit
			➔			03.0137-0532.2 650532 03.0520-5017.3 695017	BOS Ø 203 x 39 + HEB BOS Ø 203 x 39 + RZ / + Zub TopKit
RENAULT - SANDERO/STEPWAY II (B8_) 11/13→							
 Radbremszylinder							
1.2 16V 1.2 16V LPG 1.5 dCi 1.6	54 53 62 59 - 83	12/13→ 12/13→ 12/13→ 11/13→	➔		2	24.3219-1761.3 020536	ALU
1.6 16V 1.6 Flex	75 78	04/14→ 09/14→					
1.2 16V	55	04/15→	➔		2	24.3217-1711.3 020449 24.3219-1761.3 020536	BOS ALU ALU
TCe 90	66	09/15→	➔	Br.trommeldurchm.innen [Zoll]: 8	2	24.3217-1711.3 020449	BOS ALU

	kw					! #		
RENAULT - SANDERO/STEPWAY II (B8_) 11/13→								
 Radbremszylinder								
TCe 90	66	09/15→	→	Br.trommeldurchm.innen [Zoll]: 9	2	24.3219-1761.3	020536	ALU
Zubehörsatz, Bremsbacken								
1.2 16V 1.2 16V LPG	54 53	12/13→ 12/13→	→			03.0137-9274.2	669274	BOS
1.2 16V	55	04/15→	→			03.0137-9228.2 03.0137-9274.2	669228 669274	BDX BOS
1.5 dCi 1.6	62 59 - 83	12/13→ 11/13→	→			03.0137-9228.2	669228	BDX
1.6 16V 1.6 Flex	75 78	04/14→ 09/14→						
TCe 90	66	09/15→	→	Br.trommeldurchm.innen [Zoll]: 9		03.0137-9228.2	669228	BDX
			→	Br.trommeldurchm.innen [Zoll]: 8		03.0137-9274.2	669274	BOS
 Bremsbackensatz								
1.2 16V 1.2 16V LPG	54 53	12/13→ 12/13→	→			03.0137-0532.2 03.0520-5017.3	650532 695017	BOS Ø 203 x 39 + HEB BOS Ø 203 x 39 + RZ / + Zub TopKit
1.2 16V	55	04/15→	→			03.0137-0496.2 03.0137-0532.2 03.0520-5017.3	650496 650532 695017	BDX Ø 228 x 42 + HEB BOS Ø 203 x 39 + HEB BOS Ø 203 x 39 + RZ / + Zub TopKit
						03.0520-7919.3	697919	Ø 228 x 42 + RZ / + Zub TopKit
1.5 dCi 1.6	62 59 - 83	12/13→ 11/13→	→			03.0137-0496.2	650496	BDX Ø 228 x 42 + HEB
			→	+ ABS		03.0520-7919.3	697919	Ø 228 x 42 + RZ / + Zub TopKit
1.6 16V 1.6 Flex	75 78	04/14→ 09/14→						
TCe 90	66	09/15→	→	Br.trommeldurchm.innen [Zoll]: 9		03.0137-0496.2 03.0520-7919.3	650496 697919	BDX Ø 228 x 42 + HEB Ø 228 x 42 + RZ / + Zub TopKit
			→	Br.trommeldurchm.innen [Zoll]: 8		03.0137-0532.2 03.0520-5017.3	650532 695017	BOS Ø 203 x 39 + HEB BOS Ø 203 x 39 + RZ / + Zub TopKit
 Seilzug, Feststellbremse								
1.2 16V 1.2 16V LPG 1.5 dCi 1.6	54 - 55 53 62	12/13→ 12/13→ 12/13→		Trommelbremse; ↓	2	24.3727-1094.2	581094	L= 1.657
1.6 1.6 16V 1.6 Flex TCe 90	59 - 83 75 78 66	11/13→ 04/14→ 09/14→ 09/15→						
RENAULT - SCÉNIC Großraumlimousine (JA0/1_, FA0_) 08/99→07/10								
 Radbremszylinder								
1.4 16V 1.6	70 75 - 79	09/99→08/03 09/99→09/03	→	→ 06/03; - ABS	2	24.3220-1711.3	020409	TRW GG
1.6 BiFuel 1.9 dTi	75 72	03/01→08/03 09/99→08/03						
1.6 BiFuel	79	09/99→04/01	→	- ABS	2	24.3220-1711.3	020409	TRW GG
Zubehörsatz, Bremsbacken								
1.4 16V 1.6	70 75 - 79	09/99→08/03 09/99→09/03	→	→ 06/03; - ABS		03.0137-9220.2	669220	TRW
1.6 BiFuel 1.9 dTi	75 72	03/01→08/03 09/99→08/03						
1.6 BiFuel	79	09/99→04/01	→	- ABS		03.0137-9220.2	669220	TRW
 Bremsbackensatz								
1.4 16V 1.6	70 75 - 79	09/99→08/03 09/99→09/03	→	→ 06/03; - ABS		03.0137-0336.2 03.0520-5520.3	650336 695520	TRW Ø 229 x 42 + HEB TRW Ø 229 x 42 + RZ / + Zub TopKit
1.6 BiFuel 1.9 dTi	75 72	03/01→08/03 09/99→08/03				03.0525-0018.3	EQ0018	TRW Ø 229 x 42 - RZ / + Zub Easy Quick
1.6 BiFuel →	79	09/99→04/01	→	- ABS		03.0137-0336.2	650336	TRW Ø 229 x 42 + HEB

















	kw					! #		
RENAULT - SCÉNIC I Großraumlimousine (JA0/1_ FA0_) 08/99→07/10								
 Bremsbackensatz								
1.6 BiFuel	79	09/99→04/01	➡	- ABS			03.0520-5520.3 695520 03.0525-0018.3 EQ0018	TRW Ø 229 x 42 + RZ / + Zub TopKit TRW Ø 229 x 42 - RZ / + Zub Easy Quick
 Seilzug, Feststellbremse								
1.4 16V	70	09/99→08/03		→ 06/03; - ABS; Scheiben/Trommel; ⚡	2	24.3727-1045.2 581045		L= 1.476
1.6	75 - 79	09/99→09/03		→ 06/03; + ABS; Scheibenbremse; ⚡		24.3727-1055.2 581055		L= 1.479
1.6 BiFuel	75	03/01→08/03		→ 06/03; + ABS; Scheibenbremse; ⚡		24.3727-1056.2 581056		L= 1.508
1.9 dCi	75	09/99→08/03						
1.9 dTi	72	09/99→08/03						
2.0 16V	102	07/00→08/03						
1.6 BiFuel	79	09/99→04/01		- ABS; Scheiben/Trommel; ⚡	2	24.3727-1045.2 581045		L= 1.476
				+ ABS; Scheibenbremse; ⚡		24.3727-1055.2 581055		L= 1.479
				+ ABS; Scheibenbremse; ⚡		24.3727-1056.2 581056		L= 1.508
1.8 16V	85	01/01→08/03		→ 06/03; Scheiben/Trommel; ⚡	2	24.3727-1045.2 581045		L= 1.476
1.9 dTi	59	02/01→08/03						
2.0 16V	103	09/99→08/03						
1.8 4x4	85	07/00→04/01		Scheibenbremse; ⚡		24.3727-1055.2 581055		L= 1.479
				Scheibenbremse; ⚡		24.3727-1056.2 581056		L= 1.508
1.9 D	47	09/99→03/01		Scheiben/Trommel; ⚡	2	24.3727-1045.2 581045		L= 1.476
RENAULT - SCÉNIC II (JM0/1_) 06/03→07/10								
 Seilzug, Feststellbremse								
1.4	72	06/03→11/08		Scheibenbremse; ⚡	2	24.3727-1069.2 581069		L= 2.080
1.5 dCi	60 - 78	06/03→11/08						
1.6	77 - 83	06/03→11/08						
1.6 BiFuel	83	08/03→05/06						
1.6 Hi-Flex	81	03/05→07/10						
1.9 D	85	06/06→11/08						
2.0 16V Turbo	120	05/04→11/08						
2.0 dCi	110	09/05→11/08						
1.9 dCi	72 - 96	06/03→11/08		- eFSB; Scheibenbremse; ⚡	2	24.3727-1069.2 581069		L= 2.080
1.9 dCi 130	97	10/05→12/09						
2.0	99 - 101	06/03→06/09		→ 03/09; Scheibenbremse; ⚡	2	24.3727-1069.2 581069		L= 2.080
RENAULT - THALIA I (LB_) 02/98→								
 Radbremszylinder								
1.2 16V	55	04/02→	➡		2	24.3217-1710.3 020420		TRW GG
1.5 dCi	47 - 62	06/01→				24.3217-1711.3 020449		BOS ALU
1.6 16V	79	07/00→02/09						
1.9 D	48	02/98→05/01						
1.4	55	08/00→	➡		2	24.3219-1722.3 020426		BDX GG
1.4	72	05/00→02/09	➡		2	24.3217-1710.3 020420		TRW GG
1.6	82	01/04→12/08	➡			24.3219-1722.3 020426		BDX GG
1.6 Authentique Hi-Flex	86	11/04→02/09	➡					
1.4 16V	72	08/00→	➡	- ABS	2	24.3217-1710.3 020420		TRW GG
			➡	+ ABS	2	24.3217-1711.3 020449		BOS ALU
1.6	66	03/98→	➡	04/02→	2	24.3217-1710.3 020420 24.3217-1711.3 020449		TRW GG BOS ALU
Zubehörsatz, Bremsbacken								
1.2 16V	55	04/02→	➡	- ABS		03.0137-9088.2 669088		BDX
			➡	+ ABS		03.0137-9274.2 669274 03.0137-9278.2 669278		BOS
1.4	55	08/00→	➡			03.0137-9274.2 669274		BOS
			➡	+ ABS		03.0137-9278.2 669278		
1.4	72	05/00→02/09	➡			03.0137-9088.2 669088 03.0137-9278.2 669278		BDX
1.4 16V	72	08/00→	➡	+ ABS		03.0137-9274.2 669274		BOS
			➡	- ABS		03.0137-9278.2 669278		
1.5 dCi	47 - 62	06/01→	➡			03.0137-9274.2 669274		BOS
1.6 16V	79	07/00→02/09	➡			03.0137-9278.2 669278		











































	kw					! #		
RENAULT - THALIA I (LB_) 02/98→								
Zubehörsatz, Bremsbacken								
1.9 D	48	02/98→05/01	➔				03.0137-9274.2 669274 03.0137-9278.2 669278	BOS
1.6	66	03/98→	➔	04/02→			03.0137-9274.2 669274 03.0137-9278.2 669278	BOS
1.6 1.6 Authentique Hi-Flex	82 86	01/04→12/08 11/04→02/09	➔	- ABS; Br.trommeldurchm.innen [Zoll]: 7			03.0137-9274.2 669274	BOS
			➔	+ ABS; Br.trommeldurchm.innen [Zoll]: 8			03.0137-9274.2 669274	BOS
			➔	Br.trommeldurchm.innen [Zoll]: 8			03.0137-9278.2 669278	
 Bremsstrommel								
1.2 16V 1.4	55 55	04/02→ 08/00→	➔	- ABS			24.0218-0032.1 480118 24.0218-0732.2 480207	Ø 208 x 53,5 / 181 - RLG Ø 208 x 53,5 / 181 + RLG
			➔	→ 11/02; + ABS			24.0220-3037.1 480308 24.0220-3721.2 480213	Ø 234 x 48 / 204,5 - RLG / - ABS Ring Ø 234 x 48 / 204,5 + RLG / + ABS Ring
1.4	72	05/00→02/09	➔	- ABS			24.0218-0032.1 480118 24.0218-0732.2 480207	Ø 208 x 53,5 / 181 - RLG Ø 208 x 53,5 / 181 + RLG
1.4 16V 1.5 dCi	72 48 - 62	08/00→ 06/01→	➔	→ 11/02			24.0220-3037.1 480308 24.0220-3721.2 480213	Ø 234 x 48 / 204,5 - RLG / - ABS Ring Ø 234 x 48 / 204,5 + RLG / + ABS Ring
			➔					
1.6	66	03/98→	➔	04/02→			24.0220-3037.1 480308 24.0220-3721.2 480213	Ø 234 x 48 / 204,5 - RLG / - ABS Ring Ø 234 x 48 / 204,5 + RLG / + ABS Ring
1.6 1.6 Authentique Hi-Flex	82 86	01/04→12/08 11/04→02/09	➔				24.0220-3037.1 480308	Ø 234 x 48 / 204,5 - RLG / - ABS Ring
			➔	- ABS			24.0220-3721.2 480213	Ø 234 x 48 / 204,5 + RLG / + ABS Ring
1.6 16V	79	07/00→02/09	➔				24.0220-3037.1 480308	Ø 234 x 48 / 204,5 - RLG / - ABS Ring
			➔	04/02→			24.0220-3721.2 480213	Ø 234 x 48 / 204,5 + RLG / + ABS Ring
1.9 D	48	02/98→05/01	➔				24.0220-3037.1 480308 24.0220-3721.2 480213	Ø 234 x 48 / 204,5 - RLG / - ABS Ring Ø 234 x 48 / 204,5 + RLG / + ABS Ring
			➔					
 Bremsbackensatz								
1.2 16V	55	04/02→	➔	+ ABS			03.0137-0312.2 650312 03.0137-0532.2 650532 03.0520-3517.3 693517 03.0520-5017.3 695017	TRW Ø 203 x 38 BOS Ø 203 x 39 + HEB TRW Ø 203 x 39 + RZ / + Zub TopKit BOS Ø 203 x 39 + RZ / + Zub TopKit
			➔	- ABS			03.0137-0358.2 650358 03.0520-4719.3 694719 03.0525-0023.3 EQ0023	BDX Ø 180 x 42 + HEB BOS Ø 180 x 42 + RZ / + Zub TopKit BDX Ø 180 x 42 - RZ / + Zub Easy Quick
1.4	55	08/00→	➔	+ ABS			03.0137-0312.2 650312 03.0520-3517.3 693517 03.0520-5017.3 695017	TRW Ø 203 x 38 TRW Ø 203 x 39 + RZ / + Zub TopKit BOS Ø 203 x 39 + RZ / + Zub TopKit
			➔				03.0137-0532.2 650532	BOS Ø 203 x 39 + HEB
			➔	- ABS			03.0520-4719.3 694719 03.0525-0023.3 EQ0023	BOS Ø 180 x 42 + RZ / + Zub TopKit BDX Ø 180 x 42 - RZ / + Zub Easy Quick
1.4	72	05/00→02/09	➔			03.0137-0312.2 650312 03.0137-0358.2 650358	TRW Ø 203 x 38 BDX Ø 180 x 42 + HEB	
1.4 16V	72	08/00→	➔	- ABS			03.0137-0312.2 650312	TRW Ø 203 x 38
			➔	+ ABS			03.0137-0532.2 650532	BOS Ø 203 x 39 + HEB
			➔				03.0520-3517.3 693517	TRW Ø 203 x 39 + RZ / + Zub TopKit
→								
























	kw					! #		
RENAULT - THALIA I (LB_) 02/98→								
 Bremsbackensatz								
1.4 16V	72	08/00→	➔				03.0520-5017.3 695017	BOS Ø 203 x 39 + RZ / + Zub TopKit
1.5 dCi	47 - 62	06/01→	➔				03.0137-0312.2 650312	TRW Ø 203 x 38
1.6 16V	79	07/00→02/09					03.0137-0532.2 650532	BOS Ø 203 x 39 + HEB
1.9 D	48	02/98→05/01					03.0520-3517.3 693517	TRW Ø 203 x 39 + RZ / + Zub TopKit
							03.0520-5017.3 695017	BOS Ø 203 x 39 + RZ / + Zub TopKit
1.6	66	03/98→	➔	04/02→			03.0137-0312.2 650312	TRW Ø 203 x 38
							03.0137-0532.2 650532	BOS Ø 203 x 39 + HEB
							03.0520-3517.3 693517	TRW Ø 203 x 39 + RZ / + Zub TopKit
							03.0520-5017.3 695017	BOS Ø 203 x 39 + RZ / + Zub TopKit
1.6	82	01/04→12/08	➔				03.0137-0312.2 650312	TRW Ø 203 x 38
1.6 Authentique Hi-Flex	86	11/04→02/09	➔	- ABS			03.0137-0358.2 650358	BDX Ø 180 x 42 + HEB
			➔	+ ABS			03.0137-0532.2 650532	BOS Ø 203 x 39 + HEB
 Seilzug, Feststellbremse								
1.2 16V	55	04/02→		Trommelbremse; <input type="checkbox"/>			24.3727-1060.2 581060	L= 1.415
				Trommelbremse; <input type="checkbox"/>			24.3727-1061.2 581061	L= 1.335
1.4	55	08/00→		- ABS; Trommelbremse; <input type="checkbox"/>			24.3727-1048.2 581048	L= 1.343
				- ABS; Trommelbremse; <input type="checkbox"/>			24.3727-1049.2 581049	L= 1.263
				+ ABS; Trommelbremse; <input type="checkbox"/>			24.3727-1060.2 581060	L= 1.415
				+ ABS; Trommelbremse; <input type="checkbox"/>			24.3727-1061.2 581061	L= 1.335
RENAULT - THALIA II (LU_) 09/08→								
 Radbremszylinder								
1.2 16V	55	09/08→06/14	➔			2	24.3217-1710.3 020420	TRW GG
1.4	55	09/08→06/14	➔	06/09→ 09/12		2	24.3217-1711.3 020449	BOS ALU
1.5 dCi	47 - 66	09/08→	➔	→ 05/09		2	24.3219-1722.3 020426	BDX GG
1.6 16V	77 - 79	09/08→	➔					
1.2 LPG	55	01/10→12/13	➔	→ 09/12		2	24.3217-1710.3 020420	TRW GG
			➔			2	24.3217-1711.3 020449	BOS ALU
1.4	72	01/09→12/11	➔			2	24.3217-1710.3 020420	TRW GG
							24.3217-1711.3 020449	BOS ALU
Zubehörsatz, Bremsbacken								
1.2 16V	55	09/08→06/14	➔	→ 05/09			03.0137-9088.2 669088	BDX
1.4	55	09/08→06/14	➔	06/09→ 09/12			03.0137-9274.2 669274	BOS
1.5 dCi	47 - 66	09/08→	➔				03.0137-9278.2 669278	
1.6 16V	77 - 79	09/08→	➔					
1.2 LPG	55	01/10→12/13	➔	→ 09/12			03.0137-9274.2 669274	BOS
			➔				03.0137-9278.2 669278	
1.4	72	01/09→12/11	➔				03.0137-9274.2 669274	BOS
							03.0137-9278.2 669278	
 Bremstrommel								
1.2 16V	55	09/08→06/14	➔	- ABS			24.0218-0032.1 480118	Ø 208 x 53,5 / 181 - RLG
1.2 LPG	55	01/10→12/13	➔				24.0218-0732.2 480207	Ø 208 x 53,5 / 181 + RLG
1.4	55	09/08→06/14	➔					
1.4	72	01/09→12/11	➔				24.0220-3037.1 480308	Ø 234 x 48 / 204,5 - RLG / - ABS Ring
			➔	- ABS			24.0220-3721.2 480213	Ø 234 x 48 / 204,5 + RLG / + ABS Ring
1.5 dCi	47 - 66	09/08→	➔	- ABS			24.0220-3721.2 480213	Ø 234 x 48 / 204,5 + RLG / + ABS Ring
1.6 16V	77 - 79	09/08→	➔					
 Bremsbackensatz								
1.2 16V	55	09/08→06/14	➔				03.0137-0312.2 650312	TRW Ø 203 x 38
1.5 dCi	47 - 66	09/08→	➔	→ 05/09			03.0137-0358.2 650358	BDX Ø 180 x 42 + HEB
→								



























	kw			 	! #		
RENAULT - THALIA II (LU_) 09/08→							
 Bremsbackensatz							
1.6 16V	77 - 79	09/08→	→	→ 05/09		03.0520-4719.3 694719 03.0525-0023.3 EQ0023	BOS Ø 180 x 42 + RZ / + Zub TopKit BDX Ø 180 x 42 - RZ / + Zub Easy Quick
			→	06/09→ 09/12		03.0137-0532.2 650532 03.0520-5017.3 695017	BOS Ø 203 x 39 + HEB BOS Ø 203 x 39 + RZ / + Zub TopKit
			→	10/12→		03.0520-5017.3 695017	BOS Ø 203 x 39 + RZ / + Zub TopKit
1.2 LPG	55	01/10→12/13	→			03.0137-0312.2 650312	TRW Ø 203 x 38
			→	→ 09/12		03.0137-0532.2 650532 03.0520-5017.3 695017	BOS Ø 203 x 39 + HEB BOS Ø 203 x 39 + RZ / + Zub TopKit
			→	10/12→		03.0520-5017.3 695017	BOS Ø 203 x 39 + RZ / + Zub TopKit
1.4	55	09/08→06/14	→			03.0137-0312.2 650312	TRW Ø 203 x 38
			→	→ 05/09		03.0137-0358.2 650358	BDX Ø 180 x 42 + HEB
			→	06/09→ 09/12		03.0137-0532.2 650532	BOS Ø 203 x 39 + HEB
1.4	72	01/09→12/11	→			03.0137-0312.2 650312 03.0137-0532.2 650532 03.0520-5017.3 695017	TRW Ø 203 x 38 BOS Ø 203 x 39 + HEB BOS Ø 203 x 39 + RZ / + Zub TopKit
RENAULT - THALIA III (L8_) 12/13→							
 Radbremszylinder							
0.9 TCe 1.0 SCe 1.5 dCi	66 54 55 - 70	06/14→ 01/17→ 12/13→	→		2	24.3217-1711.3 020449	BOS ALU
1.2 16V	55	12/13→	→	Br.trommeldurchm.innen [Zoll]: 8	2	24.3217-1711.3 020449	BOS ALU
			→	Br.trommeldurchm.innen [Zoll]: 9	2	24.3219-1761.3 020536	ALU
1.2 LPG	55	03/14→	→	Br.trommeldurchm.innen [Zoll]: 8	2	24.3217-1711.3 020449	BOS ALU
			→	Br.trommeldurchm.innen [Zoll]: 9; - ABS	2	24.3219-1761.3 020536	ALU
			→	+ ABS	2	24.3222-1729.3 020526	ALU
Zubehörsatz, Bremsbacken							
0.9 TCe 1.5 dCi	66 55 - 66	06/14→ 12/13→	→			03.0137-9228.2 669228 03.0137-9274.2 669274	BDX BOS
1.0 SCe 1.5 dCi	54 70	01/17→ 11/19→	→			03.0137-9274.2 669274	BOS
1.2 16V 1.2 LPG	55 55	12/13→ 03/14→	→	Br.trommeldurchm.innen [Zoll]: 9		03.0137-9228.2 669228	BDX
			→	Br.trommeldurchm.innen [Zoll]: 8		03.0137-9274.2 669274	BOS
 Bremsbackensatz							
0.9 TCe 1.5 dCi	66 55 - 66	06/14→ 12/13→	→			03.0137-0496.2 650496 03.0137-0532.2 650532	BDX Ø 228 x 42 + HEB BOS Ø 203 x 39 + HEB
1.0 SCe 1.5 dCi	54 70	01/17→ 11/19→	→			03.0137-0532.2 650532 03.0520-5017.3 695017	BOS Ø 203 x 39 + HEB BOS Ø 203 x 39 + RZ / + Zub TopKit
1.2 16V 1.2 LPG	55 55	12/13→ 03/14→	→	Br.trommeldurchm.innen [Zoll]: 9		03.0137-0496.2 650496	BDX Ø 228 x 42 + HEB
			→	Br.trommeldurchm.innen [Zoll]: 8		03.0137-0532.2 650532	BOS Ø 203 x 39 + HEB
 Seilzug, Feststellbremse							
0.9 TCe 1.2 16V 1.5 dCi	66 55 55 - 66	06/14→ 12/13→ 12/13→		für Linkslenker; 	2	24.3727-1073.2 581073	L= 1.680
1.0 SCe 1.5 dCi	54 70	01/17→ 11/19→		Trommelbremse; 	2	24.3727-1073.2 581073	L= 1.680
RENAULT - TRAFIC II Bus (JL) 03/01→							
 Seilzug, Feststellbremse							
1.9 dCi	59 - 75	04/01→12/18		für Linkslenker; Kasten/Kombi; für verkürzten Radstand; Scheibenbremse;  / 		24.3727-0796.2 580796	Satz L= 1.245 L2= 498













	kw			 	! #		
RENAULT - TRAFIC II Bus (JL) 03/01→							
 Seilzug, Feststellbremse							
1.9 dCi	59 - 75	04/01→12/18		für Linkslenker; Kasten/Kombi; für verlängerten Radstand; Scheibenbremse;  / 	24.3727-0797.2	580797	Satz L= 1.643 L2= 498
			<input type="checkbox"/>		24.3727-1068.2	581068	L= 1.503
			<input type="checkbox"/>		24.3727-1071.2	581071	L= 1.603
1.9 dCi 100 1.9 dCi 80 2.0 2.0 16V 2.5 dCi 115 2.5 dCi 135	74 60 88 86 84 99	03/01→ 03/01→ 03/01→ 08/06→ 02/08→ 05/03→		→ 08/14; für Linkslenker; Kasten/Kombi; für verkürzten Radstand; Scheibenbremse;  / 	24.3727-0796.2	580796	Satz L= 1.245 L2= 498
				→ 08/14; für Linkslenker; Kasten/Kombi; für verlängerten Radstand; Scheibenbremse;  / 	24.3727-0797.2	580797	Satz L= 1.643 L2= 498
			<input type="checkbox"/>		24.3727-1068.2	581068	L= 1.503
			<input type="checkbox"/>		24.3727-1071.2	581071	L= 1.603
2.0 dCi 115 2.0 dCi 90 2.5 dCi 145	84 66 107	08/06→ 08/06→ 08/06→		10/06→ 08/14; für Linkslenker; Kasten/Kombi; für verkürzten Radstand; Scheibenbremse;  / 	24.3727-0796.2	580796	Satz L= 1.245 L2= 498
				10/06→ 08/14; für Linkslenker; Kasten/Kombi; für verlängerten Radstand; Scheibenbremse;  / 	24.3727-0797.2	580797	Satz L= 1.643 L2= 498
			<input type="checkbox"/>		24.3727-1068.2	581068	L= 1.503
			<input type="checkbox"/>		24.3727-1071.2	581071	L= 1.603
RENAULT - TRAFIC II Kasten (FL) 03/01→							
 Seilzug, Feststellbremse							
1.9 dCi	59	04/01→07/03		für Linkslenker; Kasten/Kombi; für verkürzten Radstand; Scheibenbremse;  / 	24.3727-0796.2	580796	Satz L= 1.245 L2= 498
				für Linkslenker; Kasten/Kombi; für verlängerten Radstand; Scheibenbremse;  / 	24.3727-0797.2	580797	Satz L= 1.643 L2= 498
			<input type="checkbox"/>		24.3727-1068.2	581068	L= 1.503
			<input type="checkbox"/>		24.3727-1071.2	581071	L= 1.603
1.9 dCi 1.9 dCi 100 1.9 dCi 80 2.0 2.0 16V 2.5 dCi 2.5 dCi 135	75 74 60 88 86 84 99	03/01→ 03/01→ 03/01→ 03/01→ 08/06→ 08/07→ 05/03→		→ 08/14; für Linkslenker; Kasten/Kombi; für verkürzten Radstand; Scheibenbremse;  / 	24.3727-0796.2	580796	Satz L= 1.245 L2= 498
				→ 08/14; für Linkslenker; Kasten/Kombi; für verlängerten Radstand; Scheibenbremse;  / 	24.3727-0797.2	580797	Satz L= 1.643 L2= 498
			<input type="checkbox"/>		24.3727-1068.2	581068	L= 1.503
			<input type="checkbox"/>		24.3727-1071.2	581071	L= 1.603
2.0 dCi 115 2.0 dCi 90 2.5 dCi 145	84 66 107	08/06→ 08/06→ 08/06→		10/06→ 08/14; für Linkslenker; Kasten/Kombi; für verkürzten Radstand; Scheibenbremse;  / 	24.3727-0796.2	580796	Satz L= 1.245 L2= 498
				10/06→ 08/14; für Linkslenker; Kasten/Kombi; für verlängerten Radstand; Scheibenbremse;  / 	24.3727-0797.2	580797	Satz L= 1.643 L2= 498
			<input type="checkbox"/>		24.3727-1068.2	581068	L= 1.503
			<input type="checkbox"/>		24.3727-1071.2	581071	L= 1.603
RENAULT - TRAFIC II Pritsche/Fahrgestell (EL) 03/01→							
 Seilzug, Feststellbremse							
1.9 dCi	59	09/01→07/03		für Linkslenker; Kasten/Kombi; für verkürzten Radstand; Scheibenbremse;  / 	24.3727-0796.2	580796	Satz L= 1.245 L2= 498
				für Linkslenker; Kasten/Kombi; für verlängerten Radstand; Scheibenbremse;  / 	24.3727-0797.2	580797	Satz L= 1.643 L2= 498
			<input type="checkbox"/>		24.3727-1068.2	581068	L= 1.503
			<input type="checkbox"/>		24.3727-1071.2	581071	L= 1.603
1.9 dCi 100 1.9 dCi 80 2.0 2.0 16V 2.5 dCi	74 60 88 86 84	03/01→ 03/01→ 03/01→ 08/06→ 08/07→		→ 08/14; für Linkslenker; Kasten/Kombi; für verkürzten Radstand; Scheibenbremse;  / 	24.3727-0796.2	580796	Satz L= 1.245 L2= 498
				→ 08/14; für Linkslenker; Kasten/Kombi; für verlängerten Radstand; Scheibenbremse;  / 	24.3727-0797.2	580797	Satz L= 1.643 L2= 498
			<input type="checkbox"/>		24.3727-1068.2	581068	L= 1.503
			<input type="checkbox"/>		24.3727-1071.2	581071	L= 1.603
→							




















	kW			 	! #		
RENAULT - TRAFIC II Pritsche/Fahrgestell (EL) 03/01→							
 Seilzug, Feststellbremse							
2.0 dCi 115 2.0 dCi 90 2.5 dCi 145	84 66 107	08/06→ 08/06→ 08/06→		10/06→ 08/14; für Linkslenker; Kasten/Kombi; für verkürzten Radstand; Scheibenbremse;  / 		24.3727-0796.2 580796	Satz L= 1.245 L2= 498
				10/06→ 08/14; für Linkslenker; Kasten/Kombi; für verlängerten Radstand; Scheibenbremse;  / 		24.3727-0797.2 580797	Satz L= 1.643 L2= 498
				10/06→ 08/14; 		24.3727-1068.2 581068	L= 1.503
				10/06→ 08/14; 		24.3727-1071.2 581071	L= 1.603
2.5 dCi 135	99	03/01→		05/03→ 08/14; für Linkslenker; Kasten/Kombi; für verkürzten Radstand; Scheibenbremse;  / 		24.3727-0796.2 580796	Satz L= 1.245 L2= 498
				05/03→ 08/14; für Linkslenker; Kasten/Kombi; für verlängerten Radstand; Scheibenbremse;  / 		24.3727-0797.2 580797	Satz L= 1.643 L2= 498
				05/03→ 08/14; 		24.3727-1068.2 581068	L= 1.503
				05/03→ 08/14; 		24.3727-1071.2 581071	L= 1.603
RENAULT - TRAFIC Bus (TXW) 03/89→03/01							
 Radbremszylinder							
1.9 D 2.1 D 2.2 2.5 D 2.5 D 4x4	44 47 74 55 55	06/97→03/01 06/94→10/97 06/94→10/97 05/89→03/01 08/89→03/01	➔			24.3223-1106.3 020317 24.3225-1601.3 020359	BDX GG TRW GG
Zubehörsatz, Bremsbacken							
1.9 D	44	06/97→03/01	➔	→ 10/97		03.0137-9211.2 669211	BDX
			➔	11/97→		03.0137-9216.2 669216	TRW
2.1 D	47	06/94→10/97	➔	→ 08/94		03.0137-9013.2 669013	TRW
			➔			03.0137-9211.2 669211	BDX
			➔			03.0137-9216.2 669216	TRW
			➔	09/94→		03.0137-9216.2 669216	TRW
2.2	74	06/94→10/97	➔			03.0137-9211.2 669211	BDX
			➔			03.0137-9216.2 669216	TRW
2.5 D 2.5 D 4x4	55 55	05/89→03/01 08/89→03/01	➔	→ 06/94		03.0137-9013.2 669013	TRW
			➔	→ 10/97		03.0137-9211.2 669211	BDX
			➔	11/97→		03.0137-9216.2 669216	TRW
 Bremstrommel							
1.9 D 2.5 D 2.5 D 4x4	44 55 55	06/97→03/01 05/89→03/01 08/89→03/01	➔	11/97→		24.0225-4015.2 480178	Ø 291 x 70 / 254,8 - RLG / - ABS Ring / mit Radbe- festigungsbolzen
 Bremsbackensatz							
1.9 D	44	06/97→03/01	➔	→ 10/97		03.0137-0153.2 650153 03.0520-0723.3 690723	BDX Ø 255 x 46 BDX Ø 255 x 45 + RZ / + Zub TopKit
			➔	11/97→		03.0137-0330.2 650330 03.0520-0825.3 690825	TRW Ø 254 x 57 + HEB TRW Ø 254 x 57 + RZ / + Zub TopKit
2.1 D	47	06/94→10/97	➔	→ 08/94		03.0137-0036.2 650036	TRW Ø 254 x 57
			➔			03.0137-0153.2 650153 03.0137-0330.2 650330 03.0520-0723.3 690723 03.0520-0825.3 690825	BDX Ø 255 x 46 TRW Ø 254 x 57 + HEB BDX Ø 255 x 45 + RZ / + Zub TopKit TRW Ø 254 x 57 + RZ / + Zub TopKit
			➔	09/94→		03.0137-0330.2 650330 03.0520-0825.3 690825	TRW Ø 254 x 57 + HEB TRW Ø 254 x 57 + RZ / + Zub TopKit
2.2	74	06/94→10/97	➔			03.0137-0153.2 650153 03.0137-0330.2 650330 03.0520-0723.3 690723	BDX Ø 255 x 46 TRW Ø 254 x 57 + HEB BDX Ø 255 x 45 + RZ / + Zub TopKit
→							













	kw					! #		
RENAULT - TRAFIC Bus (TXW) 03/89→03/01								
 Bremsbackensatz								
2.2	74	06/94→10/97	➔				03.0520-0825.3 690825	TRW Ø 254 x 57 + RZ / + Zub TopKit
2.5 D 2.5 D 4x4	55	05/89→03/01	➔	→ 06/94			03.0137-0036.2 650036	TRW Ø 254 x 57
	55	08/89→03/01					03.0520-0825.3 690825	TRW Ø 254 x 57 + RZ / + Zub TopKit
			➔	→ 10/97			03.0137-0153.2 650153	BDX Ø 255 x 46
							03.0520-0723.3 690723	BDX Ø 255 x 45 + RZ / + Zub TopKit
			➔	11/97→			03.0137-0330.2 650330	TRW Ø 254 x 57 + HEB
							03.0520-0825.3 690825	TRW Ø 254 x 57 + RZ / + Zub TopKit
 Seilzug, Feststellbremse								
1.9 D 2.5 D 2.5 D 4x4	44 55 55	06/97→03/01 05/89→03/01 08/89→03/01		11/97→; + ABS; Trommelbremse; <input type="checkbox"/>			24.3727-1051.2 581051	L= 1.295
RENAULT - TRAFIC Kasten (TXX) 03/89→10/02								
 Radbremszylinder								
1.9 D	44	06/97→03/01	➔				24.3225-1601.3 020359	TRW GG
2.1 D	47	06/94→10/97	➔	für Linkslenker			24.3222-1118.3 020315	BDX GG
			➔	für Rechtslenker			24.3223-1106.3 020317	BDX GG
			➔				24.3225-1601.3 020359	TRW GG
			➔	09/94→			24.3225-1601.3 020359	TRW GG
2.2 2.2 4x4 2.5 D 2.5 D 4x4	74 74 55 55	06/94→10/97 06/94→10/97 05/89→03/01 05/89→03/01	➔	09/94→			24.3225-1601.3 020359	TRW GG
Zubehörsatz, Bremsbacken								
1.9 D	44	06/97→03/01	➔				03.0137-9216.2 669216	TRW
2.1 D	47	06/94→10/97	➔	→ 08/94			03.0137-9013.2 669013	TRW
			➔				03.0137-9211.2 669211	BDX
			➔	09/94→			03.0137-9216.2 669216	TRW
2.2 2.2 4x4 2.5 D 2.5 D 4x4	74 74 55 55	06/94→10/97 06/94→10/97 05/89→03/01 05/89→03/01	➔	→ 08/94 09/94→			03.0137-9013.2 669013 03.0137-9216.2 669216	TRW TRW
 Bremstrommel								
2.1 D 2.2 2.2 4x4	47 74 74	06/94→10/97 06/94→10/97 06/94→10/97	➔				24.0225-4015.2 480178	Ø 291 x 70 / 254,8 - RLG / - ABS Ring / mit Radbefestigungsbolzen
2.5 D	55	05/89→03/01	➔	11/89→			24.0225-4015.2 480178	Ø 291 x 70 / 254,8 - RLG / - ABS Ring / mit Radbefestigungsbolzen
2.5 D 4x4	55	05/89→03/01	➔	11/89→ 10/97			24.0225-4015.2 480178	Ø 291 x 70 / 254,8 - RLG / - ABS Ring / mit Radbefestigungsbolzen
			➔	11/89→			24.0225-4015.2 480178	Ø 291 x 70 / 254,8 - RLG / - ABS Ring / mit Radbefestigungsbolzen
 Bremsbackensatz								
1.9 D	44	06/97→03/01	➔				03.0137-0330.2 650330 03.0520-0825.3 690825	TRW Ø 254 x 57 + HEB TRW Ø 254 x 57 + RZ / + Zub TopKit
2.1 D	47	06/94→10/97	➔	→ 08/94			03.0137-0036.2 650036 03.0520-0825.3 690825	TRW Ø 254 x 57 TRW Ø 254 x 57 + RZ / + Zub TopKit
			➔				03.0137-0153.2 650153	BDX Ø 255 x 46
			➔	09/94→			03.0137-0330.2 650330 03.0520-0825.3 690825	TRW Ø 254 x 57 + HEB TRW Ø 254 x 57 + RZ / + Zub TopKit
			➔	für Rechtslenker			03.0520-0723.3 690723	BDX Ø 255 x 45 + RZ / + Zub TopKit
2.2 2.2 4x4 →	74 74	06/94→10/97 06/94→10/97	➔	→ 08/94			03.0137-0036.2 650036	TRW Ø 254 x 57

	kw					! #		
RENAULT - TRAFIC Kasten (TXX) 03/89→10/02								
 Bremsbackensatz								
2.5 D 2.5 D 4x4	55 55	05/89→03/01 05/89→03/01	➡	→ 08/94			03.0520-0825.3 690825	TRW Ø 254 x 57 + RZ / + Zub TopKit
			➡	09/94→			03.0137-0330.2 650330 03.0520-0825.3 690825	TRW Ø 254 x 57 + HEB TRW Ø 254 x 57 + RZ / + Zub TopKit
 Seilzug, Feststellbremse								
1.9 D 2.5 D 2.5 D 4x4	44 55 55	06/97→03/01 05/89→03/01 05/89→03/01		11/97→; + ABS; Trommelbremse; <input type="checkbox"/>			24.3727-1051.2 581051	L= 1.295
RENAULT - TRAFIC Pritsche/Fahrgestell (PXX) 03/89→03/01								
 Radbremsszylinder								
2.0 RWD	59	05/89→10/97	➡				24.3225-1601.3 020359	TRW GG
2.1 D	47	09/94→04/98	➡	→ 10/97			24.3225-1601.3 020359	TRW GG
2.1 D RWD	47	06/94→10/97	➡	→ 0005150			24.3223-1106.3 020317	BDX GG
			➡				24.3225-1601.3 020359	TRW GG
Zubehörsatz, Bremsbacken								
2.0 RWD	59	05/89→10/97	➡	→ 08/94			03.0137-9013.2 669013	TRW
			➡	09/94→			03.0137-9216.2 669216	TRW
2.1 D	47	09/94→04/98	➡	→ 10/97			03.0137-9216.2 669216	TRW
2.1 D RWD	47	06/94→10/97	➡	→ 08/94			03.0137-9013.2 669013	TRW
			➡	→ 0005150			03.0137-9211.2 669211	BDX
			➡	09/94→			03.0137-9216.2 669216	TRW
 Bremsbackensatz								
2.0 RWD	59	05/89→10/97	➡	→ 08/94			03.0137-0036.2 650036	TRW Ø 254 x 57
			➡	09/94→			03.0137-0330.2 650330 03.0520-0825.3 690825	TRW Ø 254 x 57 + HEB TRW Ø 254 x 57 + RZ / + Zub TopKit
2.1 D	47	09/94→04/98	➡	→ 10/97			03.0137-0330.2 650330 03.0520-0825.3 690825	TRW Ø 254 x 57 + HEB TRW Ø 254 x 57 + RZ / + Zub TopKit
2.1 D RWD	47	06/94→10/97	➡	→ 08/94			03.0137-0036.2 650036	TRW Ø 254 x 57
			➡	→ 0005150			03.0137-0153.2 650153 03.0520-0723.3 690723	BDX Ø 255 x 46 BDX Ø 255 x 45 + RZ / + Zub TopKit
			➡	09/94→			03.0137-0330.2 650330 03.0520-0825.3 690825	TRW Ø 254 x 57 + HEB TRW Ø 254 x 57 + RZ / + Zub TopKit
RENAULT - TWINGO I (C06_) 03/93→10/12								
 Radbremsszylinder								
1.2	40 - 43	05/96→06/07	➡	07/98→; + ABS	2		24.3217-1710.3 020420	TRW GG
			➡	→ 06/98; + ABS	2		24.3220-1117.3 020314	GG
			➡	- ABS; <input type="checkbox"/>			24.3220-1623.3 020353	BDX GG
			➡	- ABS; <input type="checkbox"/>			24.3220-1624.3 020354	BDX GG
1.2 16V	44 - 55	01/01→06/07	➡		2		24.3217-1710.3 020420	TRW GG
1.2 LPG	43	09/00→06/07	➡	+ ABS	2		24.3217-1710.3 020420	TRW GG
			➡	- ABS; <input type="checkbox"/>			24.3220-1623.3 020353	BDX GG
			➡	- ABS; <input type="checkbox"/>			24.3220-1624.3 020354	BDX GG
1.2 LPG	44	10/03→06/07	➡	08/04→	2		24.3217-1710.3 020420	TRW GG
Zubehörsatz, Bremsbacken								
1.2	40 - 43	05/96→06/07	➡	→ 06/98; + ABS			03.0137-9086.2 669086	BDX
			➡	- ABS			03.0137-9086.2 669086	BDX
			➡	07/98→; + ABS			03.0137-9158.2 669158	TRW
1.2 16V	44 - 55	01/01→06/07	➡				03.0137-9158.2 669158	TRW
1.2 LPG	43	09/00→06/07	➡	- ABS			03.0137-9086.2 669086	BDX
→								















	kw					! #		
RENAULT - TWINGO I (C06_) 03/93→10/12								
Zubehörsatz, Bremsbacken								
1.2 LPG	43	09/00→06/07	➡	+ ABS			03.0137-9158.2 669158	TRW
1.2 LPG	44	10/03→06/07	➡	08/04→			03.0137-9158.2 669158	TRW
 Bremstrommel								
1.2	40 - 43	05/96→06/07	➡				24.0218-0032.1 480118	Ø 208 x 53,5 / 181 - RLG
1.2 LPG	43	09/00→06/07	➡				24.0218-0732.2 480207	Ø 208 x 53,5 / 181 + RLG
1.2 16V	55	01/01→06/07	➡				24.0220-3037.1 480308	Ø 234 x 48 / 204,5 - RLG / - ABS Ring
							24.0220-3721.2 480213	Ø 234 x 48 / 204,5 + RLG / + ABS Ring
 Bremsbackensatz								
1.2	40 - 43	05/96→06/07	➡	→ 06/98; + ABS			03.0137-0209.2 650209	BDX Ø 180 x 42
			➡	- ABS			03.0137-0209.2 650209	BDX Ø 180 x 42
							03.0420-1020.3 681020	BDX Ø 180 x 42 + RZ / + Zub Kit
							03.0520-1020.3 691020	BDX Ø 180 x 42 + RZ / + Zub TopKit
			➡	07/98→; + ABS			03.0137-0312.2 650312	TRW Ø 203 x 38
			➡	+ ABS			03.0520-3517.3 693517	TRW Ø 203 x 39 + RZ / + Zub TopKit
1.2 16V	44 - 55	01/01→06/07	➡				03.0137-0312.2 650312	TRW Ø 203 x 38
							03.0520-3517.3 693517	TRW Ø 203 x 39 + RZ / + Zub TopKit
1.2 LPG	43	09/00→06/07	➡	- ABS			03.0137-0209.2 650209	BDX Ø 180 x 42
							03.0420-1020.3 681020	BDX Ø 180 x 42 + RZ / + Zub Kit
							03.0520-1020.3 691020	BDX Ø 180 x 42 + RZ / + Zub TopKit
			➡	+ ABS			03.0137-0312.2 650312	TRW Ø 203 x 38
							03.0520-3517.3 693517	TRW Ø 203 x 39 + RZ / + Zub TopKit
1.2 LPG	44	10/03→06/07	➡	08/04→			03.0137-0312.2 650312	TRW Ø 203 x 38
							03.0520-3517.3 693517	TRW Ø 203 x 39 + RZ / + Zub TopKit
 Seilzug, Feststellbremse								
1.2	40 - 43	05/96→06/07		- ABS; Trommelbremse; ⬇	2	24.3727-1038.2 581038		L= 1.442
1.2 16V	55	01/01→06/07		+ ABS; Trommelbremse; ⬇	2	24.3727-1039.2 581039		L= 1.460
1.2 LPG	43	09/00→06/07						
1.2 16V	44	08/04→06/07		Trommelbremse; ⬇	2	24.3727-1039.2 581039		L= 1.460
1.2 LPG	44	10/03→06/07		08/04→; Trommelbremse; ⬇	2	24.3727-1039.2 581039		L= 1.460
RENAULT - TWINGO I Kasten/Schrägheck (S06_) 03/93→06/12								
 Radbremszylinder								
1.2	55	01/01→06/12	➡				24.3217-1710.3 020420	TRW GG
1.2	43	05/96→08/04	➡	07/98→; + ABS			24.3217-1710.3 020420	TRW GG
			➡	→ 06/98; + ABS			24.3220-1117.3 020314	GG
			➡	- ABS; ☐			24.3220-1623.3 020353	BDX GG
			➡	- ABS; ☐			24.3220-1624.3 020354	BDX GG
Zubehörsatz, Bremsbacken								
1.2	55	01/01→06/12	➡				03.0137-9158.2 669158	TRW
1.2	43	05/96→08/04	➡	→ 06/98; + ABS			03.0137-9086.2 669086	BDX
			➡	- ABS			03.0137-9086.2 669086	BDX
			➡	07/98→; + ABS			03.0137-9158.2 669158	TRW
 Bremstrommel								
1.2	55	01/01→06/12	➡				24.0220-3037.1 480308	Ø 234 x 48 / 204,5 - RLG / - ABS Ring
							24.0220-3721.2 480213	Ø 234 x 48 / 204,5 + RLG / + ABS Ring
1.2	43	05/96→08/04	➡				24.0218-0032.1 480118	Ø 208 x 53,5 / 181 - RLG
→							24.0218-0732.2 480207	Ø 208 x 53,5 / 181 + RLG

















	kw					! #		
RENAULT - TWINGO I Kasten/Schrägheck (S06_) 03/93→06/12								
 Bremsbackensatz								
1.2	55	01/01→06/12	➔				03.0137-0312.2 650312 03.0520-3517.3 693517	TRW Ø 203 x 38 TRW Ø 203 x 39 + RZ / + Zub TopKit
1.2	43	05/96→08/04	➔	→ 06/98; + ABS		03.0137-0209.2 650209	BDX Ø 180 x 42	
			➔	- ABS		03.0137-0209.2 650209 03.0420-1020.3 681020 03.0520-1020.3 691020	BDX Ø 180 x 42 BDX Ø 180 x 42 + RZ / + Zub Kit BDX Ø 180 x 42 + RZ / + Zub TopKit	
			➔	07/98→; + ABS		03.0137-0312.2 650312	TRW Ø 203 x 38	
			➔	+ ABS		03.0520-3517.3 693517	TRW Ø 203 x 39 + RZ / + Zub TopKit	
 Seilzug, Feststellbremse								
1.2	43 - 55	05/96→06/12		- ABS; Trommelbremse; 	2	24.3727-1038.2 581038	L= 1.442	
				+ ABS; Trommelbremse; 	2	24.3727-1039.2 581039	L= 1.460	
RENAULT - TWINGO II (CNO_) 03/07→								
 Radbremszylinder								
1.2 1.2 16V 1.2 TCe 100 1.2 Turbo 1.5 dCi 1.5 dCi 75 1.5 dCi 90	43	03/07→09/14	➔	→ 09/12	2	24.3217-1727.3 020524	ALU	
	55 - 56	03/07→	➔	10/12→ 07/14	2	24.3217-1730.3 020542	ALU	
	75	02/11→						
	74	03/07→09/14						
	47 - 62	03/07→09/14						
	55	10/10→						
	63	10/10→						
Zubehörsatz, Bremsbacken								
1.2 1.2 16V 1.2 TCe 100 1.2 Turbo 1.5 dCi 1.5 dCi 75 1.5 dCi 90	43	03/07→09/14	➔	→ 09/12		03.0137-9278.2 669278		
	55 - 56	03/07→	➔	10/12→ 07/14		03.0137-9317.2 669317		
	75	02/11→						
	74	03/07→09/14						
	47 - 62	03/07→09/14						
	55	10/10→						
	63	10/10→						
 Bremstrommel								
1.2 1.2 16V 1.2 TCe 100 1.2 Turbo 1.5 dCi 1.5 dCi 75 1.5 dCi 90	43	03/07→09/14	➔	→ 07/14		24.0220-3037.1 480308	Ø 234 x 48 / 204,5 - RLG / - ABS Ring	
	55 - 56	03/07→				24.0220-3737.2 480218	Ø 234 x 48 / 204,5 + RLG / - ABS Ring	
	75	02/11→						
	74	03/07→09/14						
	47 - 62	03/07→09/14						
	55	10/10→						
	63	10/10→						
 Bremsbackensatz								
1.2 1.2 16V 1.2 TCe 100 1.2 Turbo 1.5 dCi 1.5 dCi 75 1.5 dCi 90	43	03/07→09/14	➔	→ 09/12		03.0137-0498.2 650498 03.0520-4717.3 694717	TRW Ø 203 x 38 + HEB Ø 203 x 38 + RZ / + Zub TopKit	
	55 - 56	03/07→	➔	10/12→ 07/14		03.0137-0522.2 650522 03.0520-5317.3 690113	Ø 203 x 38 + HEB ATE Ø 203 x 38 + RZ / + Zub TopKit	
	75	02/11→						
	74	03/07→09/14						
	47 - 62	03/07→09/14						
	55	10/10→						
	63	10/10→						
 Seilzug, Feststellbremse								
1.2 1.2 16V 1.2 TCe 100 1.2 Turbo 1.5 dCi 1.5 dCi 75 1.5 dCi 90	43	03/07→09/14		→ 07/14; Trommelbremse; 		24.3727-1076.2 581076	L= 1.322	
	55 - 56	03/07→		→ 07/14; Trommelbremse; 		24.3727-1077.2 581077	L= 1.273	

















	kw					! #		
RENAULT - TWINGO II Kasten/Schrägheck (CNO_) 09/10→09/14								
 Radbremsszylinder								
1.2 1.5 dCi	55 55	09/10→09/14 10/10→09/14	➡ ➡	→ 09/12 10/12→		24.3217-1727.3 24.3217-1730.3	020524 020542	ALU ALU
Zubehörsatz, Bremsbacken								
1.2 1.5 dCi	55 55	09/10→09/14 10/10→09/14	➡ ➡	→ 09/12 10/12→		03.0137-9278.2 03.0137-9317.2	669278 669317	
 Bremstrommel								
1.2 1.5 dCi	55 55	09/10→09/14 10/10→09/14	➡			24.0220-3037.1 24.0220-3737.2	480308 480218	Ø 234 x 48 / 204,5 - RLG / - ABS Ring Ø 234 x 48 / 204,5 + RLG / - ABS Ring
 Bremsbackensatz								
1.2 1.5 dCi	55 55	09/10→09/14 10/10→09/14	➡ ➡	→ 09/12 10/12→		03.0137-0498.2 03.0520-4717.3 03.0137-0522.2 03.0520-5317.3	650498 694717 650522 690113	TRW Ø 203 x 38 + HEB Ø 203 x 38 + RZ / + Zub TopKit Ø 203 x 38 + HEB ATE Ø 203 x 38 + RZ / + Zub TopKit
 Seilzug, Feststellbremse								
1.2 1.5 dCi	55 55	09/10→09/14 10/10→09/14		Trommelbremse; <input type="checkbox"/> Trommelbremse; <input type="checkbox"/>		24.3727-1076.2 24.3727-1077.2	581076 581077	L= 1.322 L= 1.273
RENAULT - TWINGO III (BCM_, BCA_) 09/14→								
 Radbremsszylinder								
0.9 TCe 110 0.9 TCe 90 0.9 TCe 90 LPG 0.9 TCe 95 Z.E:	80 66 66 68 60	11/16→ 09/14→ 08/18→ 03/19→ 05/20→	➡ ➡	<input type="checkbox"/> <input type="checkbox"/>		24.3222-1749.3 24.3222-1750.3	020601 020602	ALU ALU
1.0 SCe 65 1.0 SCe 75	48 54	03/19→ 03/19→	➡ ➡ ➡ ➡	für Individualausstattungs-ID: SPRODI; <input type="checkbox"/> für Individualausstattungs-ID: SPRODI; <input type="checkbox"/> für Individualausstattungs-ID: PRODIS; <input type="checkbox"/> für Individualausstattungs-ID: PRODIS; <input type="checkbox"/>		24.3220-1755.3 24.3220-1756.3 24.3222-1749.3 24.3222-1750.3	020603 020604 020601 020602	ALU ALU ALU ALU
1.0 SCe 70	51 - 52	09/14→	➡ ➡ ➡ ➡ ➡ ➡	Schaltgetriebe; für Fahrzeuge ohne Start-Stopp-Funk- tion; <input type="checkbox"/> Schaltgetriebe; für Fahrzeuge ohne Start-Stopp-Funk- tion; <input type="checkbox"/> Schaltgetriebe; für Fahrzeuge mit Start-Stopp-Funktion; <input type="checkbox"/> Automatikgetriebe; <input type="checkbox"/> Schaltgetriebe; für Fahrzeuge mit Start-Stopp-Funktion; <input type="checkbox"/> Automatikgetriebe; <input type="checkbox"/>		24.3220-1755.3 24.3220-1756.3 24.3222-1749.3 24.3222-1749.3 24.3222-1750.3 24.3222-1750.3	020603 020604 020601 020601 020602 020602	ALU ALU ALU ALU ALU ALU
Zubehörsatz, Bremsbacken								
0.9 TCe 110 0.9 TCe 90 0.9 TCe 90 LPG 0.9 TCe 95 Z.E:	80 66 66 68 60	11/16→ 09/14→ 08/18→ 03/19→ 05/20→	➡			03.0137-9309.2	669309	AP
1.0 SCe 65 1.0 SCe 75	48 54	03/19→ 03/19→	➡ ➡	für Individualausstattungs-ID: PRODIS für Individualausstattungs-ID: SPRODI		03.0137-9309.2 03.0137-9317.2	669309 669317	AP AP
1.0 SCe 70	51 - 52	09/14→	➡ ➡ ➡	Schaltgetriebe; für Fahrzeuge mit Start-Stopp-Funktion Automatikgetriebe Schaltgetriebe; für Fahrzeuge ohne Start-Stopp-Funktion		03.0137-9309.2 03.0137-9309.2 03.0137-9317.2	669309 669309 669317	AP AP AP
→								































	kw			 	! #		
RENAULT - TWINGO III (BCM_ , BCA_) 09/14→							
 Bremsbackensatz							
0.9 TCe 110 0.9 TCe 90 0.9 TCe 90 LPG 0.9 TCe 95 Z.E:	80 66 66 68 60	11/16→ 09/14→ 08/18→ 03/19→ 05/20→	➔			03.0137-0531.2 650531 03.0520-7522.3 697522	Ø 228 x 42 + HEB AP Ø 229 x 42 + RZ / + Zub TopKit
1.0 S Ce 65 1.0 S Ce 75	48 54	03/19→ 03/19→	➔	für Individualausstattungs-ID: SPRODI		03.0137-0522.2 650522 03.0521-0920.3 690104	Ø 203 x 38 + HEB AP Ø 203 x 38 + RZ / + Zub TopKit
			➔	für Individualausstattungs-ID: PRODIS		03.0137-0531.2 650531 03.0520-7522.3 697522	Ø 228 x 42 + HEB AP Ø 229 x 42 + RZ / + Zub TopKit
1.0 S Ce 70	51 - 52	09/14→	➔	Schaltgetriebe; für Fahrzeuge ohne Start-Stopp-Funktion		03.0137-0522.2 650522 03.0521-0920.3 690104	Ø 203 x 38 + HEB AP Ø 203 x 38 + RZ / + Zub TopKit
			➔	Schaltgetriebe; für Fahrzeuge mit Start-Stopp-Funktion		03.0137-0531.2 650531 03.0520-7522.3 697522	Ø 228 x 42 + HEB AP Ø 229 x 42 + RZ / + Zub TopKit
			➔	Automatikgetriebe		03.0137-0531.2 650531 03.0520-7522.3 697522	Ø 228 x 42 + HEB AP Ø 229 x 42 + RZ / + Zub TopKit
 Seilzug, Feststellbremse							
0.9 TCe 110 0.9 TCe 90 0.9 TCe 90 LPG 0.9 TCe 95 Z.E:	80 66 66 68 60	11/16→ 09/14→ 08/18→ 03/19→ 05/20→		↓	2	24.3727-2803.2 582803	L= 1.855
1.0 S Ce 65 1.0 S Ce 70	48 51 - 52	03/19→ 09/14→		Automatikgetriebe; ↓	2	24.3727-2803.2 582803	L= 1.855
1.0 S Ce 75	54	03/19→		Schaltgetriebe; für Fahrzeuge mit Start-Stopp-Funktion; ↓	2	24.3727-2803.2 582803	L= 1.855
RENAULT - ZOE (BFM_) 06/12→							
 Radbremsszylinder							
ZOE	65 - 68	06/12→	➔			24.3222-1729.3 020526	ALU
ZOE R75	57	12/17→					
ZOE	80	08/18→	➔		2	24.3222-1729.3 020526	ALU
Zubehörsatz, Bremsbacken							
ZOE	65 - 80	06/12→	➔			03.0137-9228.2 669228	BDX
ZOE R75	57	12/17→					
 Bremsbackensatz							
ZOE	65 - 80	06/12→	➔			03.0137-0496.2 650496 03.0520-7222.3 697222	BDX Ø 228 x 42 + HEB Ø 228 x 42 + RZ / + Zub TopKit
ZOE R75	57	12/17→					
RENAULT - ZOE Kasten/Schrägheck (BFM_) 04/19→							
 Radbremsszylinder							
Electric	65 - 80	04/19→	➔		2	24.3222-1729.3 020526	ALU
Zubehörsatz, Bremsbacken							
Electric	65 - 80	04/19→	➔			03.0137-9228.2 669228	BDX
 Bremsbackensatz							
Electric	65 - 80	04/19→	➔			03.0137-0496.2 650496 03.0520-7222.3 697222	BDX Ø 228 x 42 + HEB Ø 228 x 42 + RZ / + Zub TopKit
ROVER - 25 I Schrägheck (RF) 09/99→06/06							
 Radbremsszylinder							
1.1 16V 1.4 16V 1.6 16V 1.8 16V 2.0 iDT →	55 62 - 76 80 85 - 107 74 - 83	01/04→05/05 10/99→05/05 10/99→05/05 10/99→05/05 10/99→05/05	➔		2	24.3219-1743.3 020485	ALU




















	kW			 	! #		
ROVER - 25 I Schrägheck (RF) 09/99→06/06							
 Bremsbackensatz							
1.1 16V	55	01/04→05/05	➔			03.0137-0339.2 650339	Ø 203 x 38
1.4 16V	62 - 76	10/99→05/05					
1.6 16V	80	10/99→05/05					
1.8 16V	85 - 107	10/99→05/05					
2.0 iDT	74 - 83	10/99→05/05					
ROVER - 45 I Schrägheck (RT) 02/00→05/05							
 Radbremsszylinder							
1.4	76	02/00→05/05	➔	74465→	2	24.3219-1743.3 020485	ALU
1.6	80	02/00→05/05					
1.8	86	02/00→05/05					
2.0 iDT	74 - 83	02/00→05/05					
2.0 V6	110	02/00→05/05					
 Bremsbackensatz							
1.4	76	02/00→05/05	➔			03.0137-0339.2 650339	Ø 203 x 38
1.6	80	02/00→05/05					
1.8	86	02/00→05/05					
2.0 iDT	74 - 83	02/00→05/05					
2.0 V6	110	02/00→05/05					
ROVER - 45 I Stufenheck (RT) 02/00→05/05							
 Radbremsszylinder							
1.4	76	02/00→05/05	➔	74465→	2	24.3219-1743.3 020485	ALU
1.6	80	02/00→05/05					
1.8	86	02/00→05/05					
2.0 iDT	74 - 83	02/00→05/05					
2.0 V6	110	02/00→05/05					
 Bremsbackensatz							
1.4	76	02/00→05/05	➔			03.0137-0339.2 650339	Ø 203 x 38
1.6	80	02/00→05/05					
1.8	86	02/00→05/05					
2.0 iDT	74 - 83	02/00→05/05					
2.0 V6	110	02/00→05/05					
ROVER - 75 (RJ) 02/99→10/05							
 Bremsbackensatz, Feststellbremse							
1.8	88	02/99→05/05	➔			03.0137-0408.2 650408	Ø 160 x 20
1.8 Turbo	110	05/03→05/05					
2.0 CDT	85	02/99→05/05					
2.0 CDTi	96	02/03→05/05					
2.0 V6	110	02/99→05/05					
2.5 V6	129 - 130	02/99→05/05					
Zubehörsatz, Feststellbremsbacken							
1.8	88	02/99→05/05				03.0137-9701.2 669701	
1.8 Turbo	110	05/03→05/05				03.0137-9702.2 669702	
2.0 CDT	85	02/99→05/05					
2.0 CDTi	96	02/03→05/05					
2.0 V6	110	02/99→05/05					
2.5 V6	129 - 130	02/99→05/05					
ROVER - 75 I Tourer (RJ) 08/01→06/06							
 Bremsbackensatz, Feststellbremse							
1.8	88	08/01→05/05	➔			03.0137-0408.2 650408	Ø 160 x 20
1.8 Turbo	110	05/03→05/05					
2.0 CDT	85	08/01→05/05					
2.0 CDTi	96	02/03→05/05					
2.0 V6	110	08/01→05/05					
2.5 V6	130	08/01→05/05					
Zubehörsatz, Feststellbremsbacken							
1.8	88	08/01→05/05				03.0137-9701.2 669701	
1.8 Turbo	110	05/03→05/05				03.0137-9702.2 669702	
2.0 CDT	85	08/01→05/05					
2.0 CDTi	96	02/03→05/05					
2.0 V6	110	08/01→05/05					
2.5 V6	130	08/01→05/05					


































	kw					! #		
ROVER - 100 / METRO Schrägheck (XP) 11/89→12/98								
 Bremsbackensatz								
111 C/L/S 114 GTI/GT 16V Cat 114 S/L/GTA	44 66 55	03/90→12/98 03/90→12/98 03/90→12/98	➔	05/90→			03.0137-0080.2 650080 03.0420-2417.3 682417	AP Ø 178 x 32 AP Ø 178 x 32 + RZ / + Zub Kit
114 GTI 16V	76	08/91→12/98	➔				03.0137-0080.2 650080 03.0420-2417.3 682417	AP Ø 178 x 32 AP Ø 178 x 32 + RZ / + Zub Kit
ROVER - 100 Cabriolet (XP) 04/94→12/98								
 Bremsbackensatz								
111 114	44 55 - 75	04/94→10/97 04/94→10/98	➔				03.0137-0080.2 650080 03.0420-2417.3 682417	AP Ø 178 x 32 AP Ø 178 x 32 + RZ / + Zub Kit
ROVER - 200 II Cabriolet (XW) 04/90→11/99								
Zubehörsatz, Bremsbacken								
214 1.4 216 1.6i	66 90	01/92→11/99 01/92→11/99	➔	→ 10/95; - ABS			03.0137-9221.2 669221	
 Bremsbackensatz								
214 1.4 216 1.6i	66 90	01/92→11/99 01/92→11/99	➔	→ 10/95; - ABS			03.0137-0339.2 650339 03.0420-3719.3 683719	Ø 203 x 38 TRW Ø 203 x 38 + RZ / + Zub Kit
ROVER - 200 II Schrägheck (RF) 11/95→11/00								
 Radbremszylinder								
211 214 Si 218 Si	44 76 88	01/98→03/00 11/95→03/00 08/99→03/00	➔	- ABS	2	24.3219-1743.3 020485		ALU
214 i 216 Si 220 D/SD 220 SDi	55 82 63 77	11/95→03/00 11/95→06/99 11/95→03/00 11/95→03/00	➔	01/96→; - ABS	2	24.3219-1743.3 020485		ALU
218 K Vi	107	11/95→03/00	➔	01/97→; - ABS	2	24.3219-1743.3 020485		ALU
 Bremsbackensatz								
211 214 Si 218 Si	44 76 88	01/98→03/00 11/95→03/00 08/99→03/00	➔	- ABS		03.0137-0339.2 650339 03.0420-4519.3 684519		Ø 203 x 38 Ø 203 x 38 + RZ / + Zub Kit
214 i 216 Si 220 D/SD 220 SDi	55 82 63 77	11/95→03/00 11/95→06/99 11/95→03/00 11/95→03/00	➔	01/96→; - ABS		03.0137-0339.2 650339 03.0420-4519.3 684519		Ø 203 x 38 Ø 203 x 38 + RZ / + Zub Kit
218 K Vi	107	11/95→03/00	➔	01/97→; - ABS		03.0137-0339.2 650339 03.0420-4519.3 684519		Ø 203 x 38 Ø 203 x 38 + RZ / + Zub Kit
ROVER - 200 Coupe (XW) 10/92→06/99								
 Radbremszylinder								
216	82	01/96→12/97	➔	- ABS	2	24.3219-1743.3 020485		ALU
 Bremsbackensatz								
216	82	01/96→12/97	➔	- ABS		03.0137-0339.2 650339 03.0420-4519.3 684519		Ø 203 x 38 Ø 203 x 38 + RZ / + Zub Kit
ROVER - 400 II (RT) 03/95→03/00								
 Radbremszylinder								
414 414 Si 420 D 420 Di 420 Si Lux	55 76 63 77 100	03/96→12/99 05/95→03/00 11/95→03/00 05/95→03/00 12/95→03/00	➔	- ABS	2	24.3219-1743.3 020485		ALU
416 Si	82 - 85	03/95→03/00	➔	06/95→; - ABS	2	24.3219-1743.3 020485		ALU
 Bremsbackensatz								
414 414 Si	55 76	03/96→12/99 05/95→03/00	➔			03.0137-0339.2 650339		Ø 203 x 38
			➔	- ABS		03.0420-4519.3 684519		Ø 203 x 38 + RZ / + Zub Kit
416 Si	82 - 85	03/95→03/00	➔	06/95→		03.0137-0339.2 650339		Ø 203 x 38
420 D 420 Di 420 Si Lux	63 77 100	11/95→03/00 05/95→03/00 12/95→03/00	➔			03.0137-0339.2 650339		Ø 203 x 38













	kw			 	! #		
ROVER - 400 II Schrägheck (RT) 05/95→03/00							
 Radbremszylinder							
414 414 Si 416 Si	55 76 83 - 85	03/96→12/97 05/95→03/00 06/95→03/00	➔	- ABS	2	24.3219-1743.3 020485	ALU
420 D 420 Di 420 Si Lux	63 77 100	11/95→03/00 05/95→03/00 12/95→03/00					
416 Si	82	05/95→03/00	➔	06/95→; - ABS	2	24.3219-1743.3 020485	ALU
 Bremsbackensatz							
414 414 Si	55 76	03/96→12/97 05/95→03/00	➔			03.0137-0339.2 650339	Ø 203 x 38
			➔	- ABS		03.0420-4519.3 684519	Ø 203 x 38 + RZ / + Zub Kit
416 Si	82	05/95→03/00	➔	06/95→		03.0137-0339.2 650339	Ø 203 x 38
416 Si 420 D 420 Di 420 Si Lux	83 - 85 63 77 100	06/95→03/00 11/95→03/00 05/95→03/00 12/95→03/00	➔			03.0137-0339.2 650339	Ø 203 x 38
ROVER - 400 Tourer (XW) 09/93→11/98							
Zubehörsatz, Bremsbacken							
1.6 i	82 - 90	05/94→11/98	➔	→ 04/95; - ABS		03.0137-9221.2 669221	
 Bremsbackensatz							
1.6 i	82 - 90	05/94→11/98	➔	→ 04/95; - ABS		03.0137-0339.2 650339	Ø 203 x 38
ROVER - COUPE 03/96→11/99							
 Radbremszylinder							
1.8 16 V	107	03/96→11/99	➔	01/97→; - ABS	2	24.3219-1743.3 020485	ALU
 Bremsbackensatz							
1.8 16 V	107	03/96→11/99	➔	01/97→; - ABS		03.0137-0339.2 650339	Ø 203 x 38
						03.0420-4519.3 684519	Ø 203 x 38 + RZ / + Zub Kit
ROVER - MINI Schrägheck 08/90→05/01							
 Radbremszylinder							
1300	37 - 46	01/92→11/00	➔	→ 04/95	2	24.3219-1401.3 020351	AP GG
Zubehörsatz, Bremsbacken							
1300	37 - 46	01/92→11/00	➔	→ 04/95		03.0137-9205.2 669205	AP
 Bremsbackensatz							
1300	37 - 46	01/92→11/00	➔	→ 04/95		03.0137-0080.2 650080	AP Ø 178 x 32
SAAB - 9-3 (YS3D) 02/98→08/03							
 Bremsbackensatz, Feststellbremse							
2.0 i 2.0 SE Turbo 2.0 Turbo	96 147 110 - 151	02/98→09/02 02/98→09/02 02/98→09/02	➔			03.0137-0172.2 650172	Ø 160 x 25
2.2 TiD	85 - 92	02/98→09/02					
2.3 2.3 i 2.3 Turbo	169 110 165	09/99→01/02 02/98→09/02 10/98→09/02					
Zubehörsatz, Feststellbremsbacken							
2.0 i 2.0 SE Turbo 2.0 Turbo	96 147 110 - 151	02/98→09/02 02/98→09/02 02/98→09/02	➔			03.0137-9243.2 669243	
2.2 TiD	85 - 92	02/98→09/02					
2.3 2.3 i 2.3 Turbo →	169 110 165	09/99→01/02 02/98→09/02 10/98→09/02					

	kW			 	! #		
SAAB - 9-3 (YS3D) 02/98→08/03							
 Seilzug, Feststellbremse							
2.0 i 2.0 SE Turbo 2.0 Turbo 2.2 TiD 2.3 2.3 i 2.3 Turbo	96 147 110 - 151 85 - 92 169 110 165	02/98→09/02 02/98→09/02 02/98→09/02 02/98→09/02 09/99→01/02 02/98→09/02 10/98→09/02		Scheibenbremse; 	1	24.3727-1106.2 581106	L= 2.180 L2= 1.425
SAAB - 9-3 Cabriolet (YS3D) 02/98→08/03							
 Bremsbackensatz, Feststellbremse							
2.0 i 2.0 SE Turbo 2.0 Turbo 2.3 i 2.3 Turbo 2.3	96 147 110 - 151 110 165 169	02/98→08/03 02/98→08/03 02/98→08/03 02/98→08/03 10/99→08/03 09/99→01/02	→ 07/03 10/99→			03.0137-0172.2 650172	Ø 160 x 25
Zubehörsatz, Feststellbremsbacken							
2.0 i 2.0 SE Turbo 2.0 Turbo 2.3 i 2.3 Turbo 2.3	96 147 110 - 151 110 165 169	02/98→08/03 02/98→08/03 02/98→08/03 02/98→08/03 10/99→08/03 09/99→01/02	→ 07/03 10/99→			03.0137-9243.2 669243	
 Seilzug, Feststellbremse							
2.0 i 2.0 SE Turbo 2.0 Turbo 2.3 i 2.3 Turbo 2.3	96 147 110 - 151 110 165 169	02/98→08/03 02/98→08/03 02/98→08/03 02/98→08/03 10/99→08/03 09/99→01/02	→ 07/03; Scheibenbremse; 		1	24.3727-1106.2 581106	L= 2.180 L2= 1.425
SAAB - 9-5 (YS3E) 09/97→12/09							
 Bremsbackensatz, Feststellbremse							
1.9 TiD 2.0 t 2.0 t BioPower 2.0 Turbo SE 2.2 TiD 2.3 t 2.3 t BioPower 2.3 Turbo 3.0 TiD 3.0 V6t 2.0 t Biopower 2.3 Turbo	110 110 - 136 110 141 88 125 - 136 136 - 152 134 - 191 130 147 132 224	01/06→12/09 09/97→12/09 01/05→12/09 10/98→07/00 03/02→12/09 09/97→12/09 11/06→12/09 10/99→12/09 07/01→12/09 01/98→12/09 09/05→12/09 06/03→08/05	→ 06/06→ → 03/04			03.0137-0172.2 650172	Ø 160 x 25
Zubehörsatz, Feststellbremsbacken							
1.9 TiD 2.0 t 2.0 t BioPower 2.0 Turbo SE 2.2 TiD 2.3 t 2.3 t BioPower 2.3 Turbo 3.0 TiD 3.0 V6t 2.0 t Biopower 2.3 Turbo →	110 110 - 136 110 141 88 125 - 136 136 - 152 134 - 191 130 147 132 224	01/06→12/09 09/97→12/09 01/05→12/09 10/98→07/00 03/02→12/09 09/97→12/09 11/06→12/09 10/99→12/09 07/01→12/09 01/98→12/09 09/05→12/09 06/03→08/05	→ 06/06→ → 03/04			03.0137-9243.2 669243	
















	kW			 	! #		
SAAB - 9-5 (YS3E) 09/97→12/09							
 Seilzug, Feststellbremse							
1.9 TiD 2.2 TiD 2.3 t 2.3 Turbo	110 88 136 162 - 191	01/06→12/09 03/02→12/09 01/01→12/09 10/99→12/09		Scheibenbremse; 	2	24.3727-1108.2 581108	L= 1.410 L2= 1.410
3.0 TiD	130	07/01→12/09					
2.0 t	110 - 136	09/97→12/09		W3075143→; Scheibenbremse; 	2	24.3727-1108.2 581108	L= 1.410 L2= 1.410
2.0 t Biopower	132	09/05→12/09		X3001207→; Scheibenbremse; 	2	24.3727-1108.2 581108	L= 1.410 L2= 1.410
2.0 t BioPower	110	01/05→12/09					
2.0 Turbo SE	141	10/98→07/00					
2.3 t	125	09/97→12/09					
2.3 t BioPower	136 - 152	11/06→12/09					
2.3 Turbo	134	04/08→12/09					
3.0 V6t	147	01/98→12/09					
2.3 Turbo	224	06/03→08/05		→ 03/04; Scheibenbremse; 	2	24.3727-1108.2 581108	L= 1.410 L2= 1.410
SAAB - 9-5 Kombi (YS3E) 10/98→12/09							
 Bremsbackensatz, Feststellbremse							
1.9 TiD	110 - 129	01/06→12/09	➔			03.0137-0172.2 650172	Ø 160 x 25
2.0 t	110 - 141	10/98→12/09					
2.0 t BioPower	110	01/06→12/09					
2.2 TiD	88	03/02→12/09					
2.3 t	125	10/98→12/09					
2.3 t BioPower	136 - 152	11/06→12/09					
2.3 Turbo	162 - 224	10/99→12/09					
3.0 TiD	130	07/01→12/09					
3.0 V6t	147	10/98→12/09					
2.0 t Biopower	132	09/05→12/09	➔	06/06→		03.0137-0172.2 650172	Ø 160 x 25
2.3 t	136	01/01→12/09	➔	01/02→		03.0137-0172.2 650172	Ø 160 x 25
2.3 t BioPower	154	11/06→12/09	➔	01/07→		03.0137-0172.2 650172	Ø 160 x 25
Zubehörsatz, Feststellbremsbacken							
1.9 TiD	110 - 129	01/06→12/09	➔			03.0137-9243.2 669243	
2.0 t	110 - 141	10/98→12/09					
2.0 t BioPower	110	01/06→12/09					
2.2 TiD	88	03/02→12/09					
2.3 t	125	10/98→12/09					
2.3 t BioPower	136 - 152	11/06→12/09					
2.3 Turbo	162 - 224	10/99→12/09					
3.0 TiD	130	07/01→12/09					
3.0 V6t	147	10/98→12/09					
2.0 t Biopower	132	09/05→12/09	➔	06/06→		03.0137-9243.2 669243	
2.3 t	136	01/01→12/09	➔	01/02→		03.0137-9243.2 669243	
2.3 t BioPower	154	11/06→12/09	➔	01/07→		03.0137-9243.2 669243	
 Seilzug, Feststellbremse							
1.9 TiD 2.2 TiD 2.3 t 2.3 Turbo	110 - 129 88 136 162 - 224	01/06→12/09 03/02→12/09 01/01→12/09 10/99→12/09		Scheibenbremse; 	2	24.3727-1108.2 581108	L= 1.410 L2= 1.410
3.0 TiD	130	07/01→12/09					
2.0 t	110 - 141	10/98→12/09		X3001207→; Scheibenbremse; 	2	24.3727-1108.2 581108	L= 1.410 L2= 1.410
2.0 t Biopower	132	09/05→12/09		W3075143→; Scheibenbremse; 	2	24.3727-1108.2 581108	L= 1.410 L2= 1.410
2.0 t BioPower	110	01/06→12/09					
2.3 t	125	10/98→12/09					
2.3 t BioPower	136 - 154	11/06→12/09					
3.0 V6t	147	10/98→12/09		W3075143→; Scheibenbremse; 	2	24.3727-1108.2 581108	L= 1.410 L2= 1.410
				X3001206→; Scheibenbremse; 	2	24.3727-1108.2 581108	L= 1.410 L2= 1.410













	kw					! #		
SAAB - 900 II 07/93→04/99								
 Bremsbackensatz, Feststellbremse								
2.0 -16 Turbo	136	07/93→02/98	➔	09/93→			03.0137-0172.2 650172	Ø 160 x 25
2.3 -16	110	07/93→02/98						
2.5 -24 V6	125	07/93→02/98						
2.0 i	96	08/94→02/98	➔				03.0137-0172.2 650172	Ø 160 x 25
Zubehörsatz, Feststellbremsbacken								
2.0 -16 Turbo	136	07/93→02/98	➔	09/93→			03.0137-9243.2 669243	
2.3 -16	110	07/93→02/98						
2.5 -24 V6	125	07/93→02/98						
2.0 i	96	08/94→02/98	➔				03.0137-9243.2 669243	
 Seilzug, Feststellbremse								
2.0 -16 Turbo	136	07/93→02/98		V2011537→; Scheibenbremse; 	2	24.3727-1106.2 581106	L= 2.180 L2= 1.425	
2.0 i	96	08/94→02/98						
2.3 -16	110	07/93→02/98		V7002550→; Scheibenbremse; 	2	24.3727-1106.2 581106	L= 2.180 L2= 1.425	
2.5 -24 V6	125	07/93→02/98						
SAAB - 900 II Cabriolet 09/93→04/99								
 Bremsbackensatz, Feststellbremse								
2.0 -16 Turbo	136	12/93→02/98	➔				03.0137-0172.2 650172	Ø 160 x 25
2.0 i	96	12/93→02/98						
2.3 -16	110	12/93→02/98						
2.5 -24 V6	125	12/93→02/98						
Zubehörsatz, Feststellbremsbacken								
2.0 -16 Turbo	136	12/93→02/98	➔				03.0137-9243.2 669243	
2.0 i	96	12/93→02/98						
2.3 -16	110	12/93→02/98						
2.5 -24 V6	125	12/93→02/98						
 Seilzug, Feststellbremse								
2.0 -16 Turbo	136	12/93→02/98		V2011537→; Scheibenbremse; 	2	24.3727-1106.2 581106	L= 2.180 L2= 1.425	
2.0 i	96	12/93→02/98						
2.3 -16	110	12/93→02/98		V7002550→; Scheibenbremse; 	2	24.3727-1106.2 581106	L= 2.180 L2= 1.425	
2.5 -24 V6	125	12/93→02/98						
SAAB - 900 II Coupe 12/93→04/99								
 Bremsbackensatz, Feststellbremse								
2.0 -16 Turbo	136	12/93→02/98	➔				03.0137-0172.2 650172	Ø 160 x 25
2.0 i	96	08/94→02/98						
2.3 -16	110	12/93→02/98						
2.5 -24 V6	125	12/93→02/98						
Zubehörsatz, Feststellbremsbacken								
2.0 -16 Turbo	136	12/93→02/98	➔				03.0137-9243.2 669243	
2.0 i	96	08/94→02/98						
2.3 -16	110	12/93→02/98						
2.5 -24 V6	125	12/93→02/98						
 Seilzug, Feststellbremse								
2.0 -16 Turbo	136	12/93→02/98		V2011537→; Scheibenbremse; 	2	24.3727-1106.2 581106	L= 2.180 L2= 1.425	
2.0 i	96	08/94→02/98						
2.3 -16	110	12/93→02/98		V7002550→; Scheibenbremse; 	2	24.3727-1106.2 581106	L= 2.180 L2= 1.425	
2.5 -24 V6	125	12/93→02/98						
SAAB - 9000 04/85→12/98								
 Seilzug, Feststellbremse								
2.0 -16 CD	96 - 110	09/93→12/98		→ 08/96; Scheibenbremse; 		24.3727-1107.2 581107	L= 1.892	
2.3 -16 CDE	108	09/93→12/98		09/96→ 05/98; Scheibenbremse; 		24.3727-1107.2 581107	L= 1.892	
2.3 -16 CDE Eco-Power	125	09/93→12/98						
2.0 -16 Turbo CD	108 - 136	09/89→12/98		→ 08/93; Scheibenbremse; 		24.3727-1107.2 581107	L= 1.892	
				09/96→ 05/98; Scheibenbremse; 		24.3727-1107.2 581107	L= 1.892	
				09/93→ 08/96; Scheibenbremse; 		24.3727-1107.2 581107	L= 1.892	
2.3 -16 CD	107	08/89→12/98		09/89→ 08/93; Scheibenbremse; 		24.3727-1107.2 581107	L= 1.892	
2.3 -16 CD Turbo	147	07/90→12/98		09/96→ 05/98; Scheibenbremse; 		24.3727-1107.2 581107	L= 1.892	
				09/93→ 08/96; Scheibenbremse; 		24.3727-1107.2 581107	L= 1.892	
2.3 -16 Turbo	143	09/90→12/98		Scheibenbremse; 		24.3727-1107.2 581107	L= 1.892	
3.0 -24 V6 CD/CDE	155	07/94→12/98		09/96→ 05/98; Scheibenbremse; 		24.3727-1107.2 581107	L= 1.892	
				09/94→ 08/96; Scheibenbremse; 		24.3727-1107.2 581107	L= 1.892	










	kw			 	! #		
SAAB - 9000 Schrägheck 09/84→12/98							
 Seilzug, Feststellbremse							
2.0 -16 CS	94	01/89→12/98		→ 08/89; Scheibenbremse; <input type="checkbox"/>		24.3727-1107.2 581107	L= 1.892
				09/89→ 08/93; Scheibenbremse; <input type="checkbox"/>		24.3727-1107.2 581107	L= 1.892
2.0 -16 CS	96	09/93→12/98		→ 08/96; Scheibenbremse; <input type="checkbox"/>		24.3727-1107.2 581107	L= 1.892
2.0 -16 ND Turbo	110	09/93→12/98					
2.3 -16 CSE	108	09/93→12/98		09/96→ 05/98; Scheibenbremse; <input type="checkbox"/>		24.3727-1107.2 581107	L= 1.892
2.3 -16 CSE Eco Power	125	09/93→12/98					
2.3 -16 Turbo CSE	147	09/93→12/98					
2.0 -16 Turbo CS	136	09/88→12/98		09/93→ 08/96; Scheibenbremse; <input type="checkbox"/>		24.3727-1107.2 581107	L= 1.892
				→ 08/89; Scheibenbremse; <input type="checkbox"/>		24.3727-1107.2 581107	L= 1.892
				09/89→ 08/93; Scheibenbremse; <input type="checkbox"/>		24.3727-1107.2 581107	L= 1.892
				09/96→ 05/98; Scheibenbremse; <input type="checkbox"/>		24.3727-1107.2 581107	L= 1.892
2.3 -16 Aero CS	162 - 165	02/93→12/98		09/96→ 05/98; Scheibenbremse; <input type="checkbox"/>		24.3727-1107.2 581107	L= 1.892
2.3 -16 Turbo	143	09/90→12/98		09/93→ 08/96; Scheibenbremse; <input type="checkbox"/>		24.3727-1107.2 581107	L= 1.892
2.3 -16 CS	107	09/89→12/98		→ 08/93; Scheibenbremse; <input type="checkbox"/>		24.3727-1107.2 581107	L= 1.892
3.0 -24 V6 CS/CSE	155	07/94→12/98		09/96→ 05/98; Scheibenbremse; <input type="checkbox"/>		24.3727-1107.2 581107	L= 1.892
				09/94→ 08/96; Scheibenbremse; <input type="checkbox"/>		24.3727-1107.2 581107	L= 1.892
SEAT - ALHAMBRA (7V8, 7V9) 04/96→03/10							
 Seilzug, Feststellbremse							
1.8 T 20V	110	10/97→03/10		05/98→ 04/00; Scheibenbremse; <input checked="" type="checkbox"/>	2	24.3727-0163.2 580163	L= 1.293
				05/00→; Scheibenbremse; <input checked="" type="checkbox"/>	2	24.3727-3404.2 583404	L= 1.320
1.9 TDI	66 - 110	04/96→03/10		Scheibenbremse; <input checked="" type="checkbox"/>	2	24.3727-0163.2 580163	L= 1.293
2.0 i	85	04/96→03/10					
2.0 TDI	103	11/05→03/10					
1.9 TDI	81	08/96→06/00		10/97→ 05/00; Scheibenbremse; <input checked="" type="checkbox"/>	2	24.3727-0163.2 580163	L= 1.293
1.9 TDI 4motion	85	06/00→03/10		02/01→; Scheibenbremse; <input checked="" type="checkbox"/>	2	24.3727-3404.2 583404	L= 1.320
2.8 V6 4motion	150	06/00→03/10					
2.8 V6	150	06/00→03/10		Scheibenbremse; <input checked="" type="checkbox"/>	2	24.3727-3404.2 583404	L= 1.320
SEAT - ALHAMBRA VAN (7V8, 7V9) 03/96→03/10							
 Seilzug, Feststellbremse							
1.9 TDI	96	11/02→11/08		Scheibenbremse; <input checked="" type="checkbox"/>	2	24.3727-0163.2 580163	L= 1.293
1.9 TDI 4motion	85	06/02→05/08		Scheibenbremse; <input checked="" type="checkbox"/>	2	24.3727-3404.2 583404	L= 1.320
SEAT - ALTEA (5P1) 03/04→							
 Seilzug, Feststellbremse							
1.2 TSI	77	04/10→		Scheibenbremse; <input checked="" type="checkbox"/>	2	24.3727-0195.2 580195	L= 1.447
1.4 16V	63	05/06→				24.3727-2708.2 582708	L= 1.447
1.4 TSI	92	11/07→					
1.6	75	03/04→					
1.6 LPG	75	09/09→					
1.6 Multifuel	75	11/10→05/11					
1.6 TDI	66 - 77	10/09→					
1.8 TFSI	118	01/07→					
1.9 TDI	66 - 77	04/04→					
2.0 FSI	110	05/04→03/09					
2.0 TDI	100 - 125	03/04→					
2.0 TDI 16V	103	03/04→					
2.0 TDI 16V 4WD	103	10/10→					
2.0 TFSI	147	04/06→05/09					
SEAT - ALTEA XL (5P5, 5P8) 10/06→							
 Seilzug, Feststellbremse							
1.2 TSI	77	04/10→		Scheibenbremse; <input checked="" type="checkbox"/>	2	24.3727-0195.2 580195	L= 1.447
1.4 TSI	92	11/07→				24.3727-2708.2 582708	L= 1.447
1.6	75	10/06→					
1.6 LPG	75	09/09→					
1.6 Multifuel	75	10/06→11/10					
1.6 TDI	66 - 77	10/09→					
1.8 TFSI	118	01/07→					
1.9 TDI	66 - 77	10/06→12/10					
1.9 TDI 4x4	77	06/09→12/10					
2.0 FSI	110	10/06→03/09					
2.0 TDI	100 - 125	10/06→					
2.0 TDI 16V	103	10/06→					




























	kw					! #		
SEAT - ALTEA XL (5P5, 5P8) 10/06→								
 Seilzug, Feststellbremse								
2.0 TDI 16V 4x4	103	10/10→			Scheibenbremse; 	2	24.3727-0195.2 580195	L= 1.447
2.0 TDI 4x4	103 - 125	06/07→					24.3727-2708.2 582708	L= 1.447
2.0 TFSI	147 - 155	10/06→						
2.0 TFSI 4x4	147 - 155	06/07→						
1.4 16V	63	10/06→			05/08→; Scheibenbremse; 	2	24.3727-0195.2 580195	L= 1.447
							24.3727-2708.2 582708	L= 1.447
SEAT - ARONA (KJ7) 07/17→								
 Radbremszylinder								
1.0 TGi	66	11/18→	➔		+PR 1KA	2	24.3220-1757.3 020605	ALU
1.0 TSI	70 - 85	07/17→						
1.5 TSI	110	07/17→						
1.6 SRE	81	07/17→						
1.6 TDI	70 - 85	07/17→						
Zubehörsatz, Bremsbacken								
1.0 TGi	66	11/18→	➔		+PR 1KA		03.0137-9309.2 669309	AP
1.0 TSI	70 - 85	07/17→						
1.5 TSI	110	07/17→						
1.6 SRE	81	07/17→						
1.6 TDI	70 - 85	07/17→						
 Bremsbackensatz								
1.0 TGi	66	11/18→	➔		+PR 1KA; → 12/20		03.0137-0540.2 650540	Ø 228 x 42 + HEB
1.0 TSI	70 - 85	07/17→						
1.5 TSI	110	07/17→						
1.6 SRE	81	07/17→						
1.6 TDI	70 - 85	07/17→						
SEAT - AROSA (6H1) 05/97→06/04								
 Radbremszylinder								
1.0	37	05/97→06/04	➔		- ABS	2	24.3215-0903.3 020154	ALU
1.4	44	05/97→06/04	➔		+ ABS	2	24.3217-0908.3 020167	ALU
1.4 TDI	55	01/00→06/04	➔					
1.7 SDI	44	08/97→06/04	➔		11/97→; - ABS	2	24.3215-0903.3 020154	ALU
			➔		11/97→; + ABS	2	24.3217-0908.3 020167	ALU
Zubehörsatz, Bremsbacken								
1.0	37	05/97→06/04	➔		→ 6H-X-090000		03.0137-9008.2 669008	
1.4	44	05/97→06/04	➔		6H-X-090001→		03.0137-9168.2 669168	VW
1.4 TDI	55	01/00→06/04	➔					
1.7 SDI	44	08/97→06/04	➔		11/97→; → 6H-X-090000		03.0137-9008.2 669008	
			➔		6H-X-090001→		03.0137-9168.2 669168	VW
 Bremstrommel								
1.0	37	05/97→06/04	➔		→ 6H-X-090000		24.0218-0007.1 480003	Ø 211,5 x 38,5 / 181 - RLG
1.4	44	05/97→06/04	➔				24.0218-0707.2 480211	Ø 211,5 x 38,5 / 181 + RLG
1.4 TDI	55	01/00→06/04	➔		6H-X-090001→		24.0220-0032.1 480130	Ø 240 x 50,1 / 201,5
1.7 SDI	44	08/97→06/04	➔		11/97→; → 6H-X-090000		24.0218-0007.1 480003	Ø 211,5 x 38,5 / 181 - RLG
			➔		6H-X-090001→		24.0218-0707.2 480211	Ø 211,5 x 38,5 / 181 + RLG
			➔				24.0220-0032.1 480130	Ø 240 x 50,1 / 201,5
 Bremsbackensatz								
1.0	37	05/97→06/04	➔		→ 6H-X-090000		03.0137-0126.2 650126	Ø 180 x 31 + HEB
1.4	44	05/97→06/04	➔				03.0525-0001.3 EQ0001	VW Ø 180 x 31 - RZ / + Zub Easy Quick
1.4 TDI	55	01/00→06/04	➔		6H-X-090001→		03.0137-0268.2 650268	VW Ø 200 x 40 + HEB
			➔		6H-X-090001→; + ABS		03.0420-1517.3 681517	VW Ø 200 x 40 + RZ / + Zub Kit
			➔				03.0520-1517.3 691517	VW Ø 200 x 40 + RZ / + Zub TopKit
			➔		→ 6H-X-090000; - ABS		03.0520-0215.3 690215	VW Ø 180 x 31 + RZ / + Zub TopKit
→								

































	kw			 	! #		
SEAT - AROSA (6H1) 05/97→06/04							
 Bremsbackensatz							
1.0 1.4 1.4 TDI	37 44 55	05/97→06/04 05/97→06/04 01/00→06/04	➔	6H-X-090001→; - ABS		03.0520-0415.3 690415	VW Ø 200 x 40 + RZ / + Zub TopKit
			➔	→ 6H-X-090000; + ABS		03.0520-3917.3 693917	VW Ø 180 x 31 + RZ / + Zub TopKit
1.7 SDI	44	08/97→06/04	➔	11/97→; → 6H-X-090000		03.0137-0126.2 650126 03.0525-0001.3 EQ0001	Ø 180 x 31 + HEB VW Ø 180 x 31 - RZ / + Zub Easy Quick
			➔	6H-X-090001→		03.0137-0268.2 650268	VW Ø 200 x 40 + HEB
			➔	6H-X-090001→; + ABS		03.0420-1517.3 681517 03.0520-1517.3 691517	VW Ø 200 x 40 + RZ / + Zub Kit VW Ø 200 x 40 + RZ / + Zub TopKit
			➔	11/97→; → 6H-X-090000; - ABS		03.0520-0215.3 690215	VW Ø 180 x 31 + RZ / + Zub TopKit
			➔	6H-X-090001→; - ABS		03.0520-0415.3 690415	VW Ø 200 x 40 + RZ / + Zub TopKit
			➔	11/97→; → 6H-X-090000; + ABS		03.0520-3917.3 693917	VW Ø 180 x 31 + RZ / + Zub TopKit
 Seilzug, Feststellbremse							
1.0 1.4	37 44	05/97→06/04 05/97→06/04		6H-W-028001→; Scheiben/Trommel; ⚡	2	24.3727-0159.2 580159	L= 1.392
				- ABS; → 6H-W-028000; Trommelbremse; ⚡	2	24.3727-2702.2 582702	L= 1.395
				+ ABS; → 6H-W-028000; Trommelbremse; ⚡	2	24.3727-2707.2 582707	L= 1.496
1.4 16V 1.4 TDI	74 55	01/00→06/04 01/00→06/04		Scheiben/Trommel; ⚡	2	24.3727-0159.2 580159	L= 1.392
1.7 SDI	44	08/97→06/04		6H-W-028001→; Scheiben/Trommel; ⚡	2	24.3727-0159.2 580159	L= 1.392
				11/97→; - ABS; → 6H-W-028000; Trommelbremse; ⚡	2	24.3727-2702.2 582702	L= 1.395
				11/97→; + ABS; → 6H-W-028000; Trommelbremse; ⚡	2	24.3727-2707.2 582707	L= 1.496
SEAT - CORDOBA (6K1, 6K2) 02/93→12/02							
 Radbremszylinder							
1.0	51	06/01→08/02	➔		2	24.3217-0908.3 020167	ALU
1.0 i	37	09/96→10/02	➔	06/99→ 09/02	2	24.3217-0908.3 020167	ALU
1.4	40	12/97→04/99	➔	+PR 1KA / 1KB	2	24.3217-0908.3 020167	ALU
			➔	+PR 1KM	2	24.3219-0909.3 020188	ALU
1.4 16V 1.9 SDI	55 50	05/00→10/02 06/99→10/02	➔	→ 09/02	2	24.3217-0908.3 020167	ALU
1.4 i 1.4 i 16V	44 74	06/94→10/02 09/96→10/02	➔	→ 12/96	2	03.3217-2112.3 020027 24.3217-0908.3 020167	GG ALU
			➔	06/99→ 09/02	2	24.3217-0908.3 020167	ALU
			➔	01/97→ 05/99; +PR 1KA / 1KB	2	24.3217-0908.3 020167	ALU
			➔	01/97→ 05/99; +PR 1KM	2	24.3219-0909.3 020188	ALU
1.6 i	55	02/93→10/02	➔	11/93→ 12/96	2	03.3217-2112.3 020027 24.3217-0908.3 020167	GG ALU
			➔	06/99→ 09/02	2	24.3217-0908.3 020167	ALU
			➔	01/97→ 05/99; +PR 1KA / 1KB	2	24.3217-0908.3 020167	ALU
			➔	01/97→ 05/99; +PR 1KM	2	24.3219-0909.3 020188	ALU
1.6 i	55	05/94→06/99	➔	→ 05/99; +PR 1KB	2	24.3217-0908.3 020167	ALU
			➔	→ 05/99; +PR 1KM	2	24.3219-0909.3 020188	ALU
1.6 i	74	07/96→10/02	➔	→ 12/96	2	03.3217-2112.3 020027 24.3217-0908.3 020167	GG ALU
			➔	01/97→ 05/99; +PR 1KA / 1KB	2	24.3217-0908.3 020167	ALU
			➔	06/99→ 09/02	2	24.3219-0909.3 020188	ALU
			➔	01/97→ 05/99; +PR 1KM	2	24.3219-0909.3 020188	ALU
1.8 i	66	02/93→09/02	➔	11/93→ 12/96	2	03.3217-2112.3 020027 24.3217-0908.3 020167	GG ALU
			➔	01/97→ 05/99; +PR 1KB	2	24.3217-0908.3 020167	ALU
			➔	01/97→ 05/99; +PR 1KM	2	24.3219-0909.3 020188	ALU
1.9 SDI →	47	08/96→06/99	➔	→ 12/96	2	03.3217-2112.3 020027	GG



































	kw			 	! #		
SEAT - CORDOBA (6K1, 6K2) 02/93→12/02							
 Radbremszylinder							
1.9 SDI	47	08/96→06/99	➡	→ 12/96		24.3217-0908.3 020167	ALU
			➡	01/97→ 05/99; +PR 1KB	2	24.3217-0908.3 020167	ALU
			➡	01/97→ 05/99; +PR 1KM	2	24.3219-0909.3 020188	ALU
1.9 TDI	66	08/96→10/02	➡	→ 12/96	2	03.3217-2112.3 020027	GG
			➡	06/99→ 09/02	2	24.3217-0908.3 020167	ALU
			➡	01/97→ 05/99; +PR 1KB	2	24.3217-0908.3 020167	ALU
			➡	01/97→ 05/99; +PR 1KM	2	24.3219-0909.3 020188	ALU
Zubehörsatz, Bremsbacken							
1.0	51	06/01→08/02	➡			03.0137-9168.2 669168	VW
1.0 i	37	09/96→10/02	➡	06/99→ 09/02		03.0137-9168.2 669168	VW
1.4	40	12/97→04/99	➡	+PR 1KA		03.0137-9008.2 669008	
			➡	+PR 1KB / 1KM		03.0137-9168.2 669168	VW
1.4 16V 1.9 SDI	55 50	05/00→10/02 06/99→10/02	➡	→ 09/02		03.0137-9168.2 669168	VW
1.4 i 1.4 i 16V 1.6 i	44 74 74	06/94→10/02 09/96→10/02 07/96→10/02	➡	01/97→ 05/99; +PR 1KA		03.0137-9008.2 669008	
			➡	→ 12/96; - ABS		03.0137-9008.2 669008	
			➡	01/97→ 05/99; +PR 1KB / 1KM		03.0137-9168.2 669168	VW
			➡	06/99→ 09/02		03.0137-9168.2 669168	VW
			➡	→ 12/96; + ABS		03.0137-9168.2 669168	VW
1.6 i	55	02/93→10/02	➡	01/97→ 05/99; +PR 1KA		03.0137-9008.2 669008	
			➡	11/93→ 12/96; - ABS		03.0137-9008.2 669008	
			➡	01/97→ 05/99; +PR 1KB / 1KM		03.0137-9168.2 669168	VW
			➡	06/99→ 09/02		03.0137-9168.2 669168	VW
			➡	11/93→ 12/96; + ABS		03.0137-9168.2 669168	VW
1.6 i	55	05/94→06/99	➡	→ 05/99; +PR 1KB / 1KM		03.0137-9168.2 669168	VW
1.8 i	66	02/93→09/02	➡	01/97→ 05/99; +PR 1KB / 1KM		03.0137-9168.2 669168	VW
			➡	11/93→ 12/96		03.0137-9168.2 669168	VW
1.9 SDI	47	08/96→06/99	➡	01/97→ 05/99; +PR 1KB / 1KM		03.0137-9168.2 669168	VW
			➡	→ 12/96		03.0137-9168.2 669168	VW
1.9 TDI	66	08/96→10/02	➡	01/97→ 05/99; +PR 1KB / 1KM		03.0137-9168.2 669168	VW
			➡	06/99→ 09/02		03.0137-9168.2 669168	VW
			➡	→ 12/96		03.0137-9168.2 669168	VW
 Bremstrommel							
1.0	51	06/01→08/02	➡			24.0220-0032.1 480130	Ø 240 x 50,1 / 201,5
1.0 i	37	09/96→10/02	➡	06/99→ 09/02		24.0220-0032.1 480130	Ø 240 x 50,1 / 201,5
1.4	40	12/97→04/99	➡	- ABS		24.0218-0007.1 480003	Ø 211,5 x 38,5 / 181 - RLG
			➡			24.0218-0707.2 480211	Ø 211,5 x 38,5 / 181 + RLG
			➡	→ 6K-X-290000; + ABS		24.0220-0018.1 480019	Ø 240 x 50 / 201 - RLG / - ABS Ring
			➡			24.0220-0718.2 480209	Ø 240 x 50 / 201 + RLG / - ABS Ring
			➡	6K-X-290001→; + ABS		24.0220-0032.1 480130	Ø 240 x 50,1 / 201,5
1.4 16V 1.9 SDI	55 50	05/00→10/02 06/99→10/02	➡	→ 09/02		24.0220-0032.1 480130	Ø 240 x 50,1 / 201,5
1.4 i 1.4 i 16V 1.6 i	44 74 74	06/94→10/02 09/96→10/02 07/96→10/02	➡	→ 05/99; - ABS		24.0218-0007.1 480003	Ø 211,5 x 38,5 / 181 - RLG
			➡			24.0218-0707.2 480211	Ø 211,5 x 38,5 / 181 + RLG
			➡	→ 6K-X-290000; + ABS		24.0220-0018.1 480019	Ø 240 x 50 / 201 - RLG / - ABS Ring
			➡			24.0220-0718.2 480209	Ø 240 x 50 / 201 + RLG / - ABS Ring
			➡	6K-X-290001→; → 05/99; + ABS		24.0220-0032.1 480130	Ø 240 x 50,1 / 201,5
			➡	06/99→ 09/02		24.0220-0032.1 480130	Ø 240 x 50,1 / 201,5
1.6 i	55	02/93→10/02	➡	11/93→ 05/99; - ABS		24.0218-0007.1 480003	Ø 211,5 x 38,5 / 181 - RLG
			➡			24.0218-0707.2 480211	Ø 211,5 x 38,5 / 181 + RLG
			➡	11/93→; → 6K-X-290000; + ABS		24.0220-0018.1 480019	Ø 240 x 50 / 201 - RLG / - ABS Ring










	kw			 	! #		
SEAT - CORDOBA (6K1, 6K2) 02/93→12/02							
Bremstrommel							
1.6 i	55	02/93→10/02	➡	11/93→; → 6K-X-290000; + ABS	24.0220-0718.2	480209	Ø 240 x 50 / 201 + RLG / - ABS Ring
			➡	06/99→ 09/02	24.0220-0032.1	480130	Ø 240 x 50,1 / 201,5
			➡	6K-X-290001→; → 05/99; + ABS	24.0220-0032.1	480130	Ø 240 x 50,1 / 201,5
1.6 i 1.9 SDI	55 47	05/94→06/99 08/96→06/99	➡	→ 6K-X-290000	24.0220-0018.1	480019	Ø 240 x 50 / 201 - RLG / - ABS Ring
			➡	6K-X-290001→; → 05/99	24.0220-0718.2	480209	Ø 240 x 50 / 201 + RLG / - ABS Ring
1.8 i	66	02/93→09/02	➡	11/93→; → 6K-X-290000	24.0220-0018.1	480019	Ø 240 x 50 / 201 - RLG / - ABS Ring
			➡	6K-X-290001→; → 05/99	24.0220-0718.2	480209	Ø 240 x 50 / 201 + RLG / - ABS Ring
1.9 TDI	66	08/96→10/02	➡	→ 6K-X-290000	24.0220-0018.1	480019	Ø 240 x 50 / 201 - RLG / - ABS Ring
			➡	6K-X-290001→; → 05/99	24.0220-0718.2	480209	Ø 240 x 50 / 201 + RLG / - ABS Ring
			➡	06/99→ 09/02	24.0220-0032.1	480130	Ø 240 x 50,1 / 201,5
Bremsbackensatz							
1.0	51	06/01→08/02	➡		03.0137-0268.2	650268	VW Ø 200 x 40 + HEB
					03.0520-1517.3	691517	VW Ø 200 x 40 + RZ / + Zub TopKit
1.0 i	37	09/96→10/02	➡	06/99→ 09/02	03.0137-0268.2	650268	VW Ø 200 x 40 + HEB
					03.0520-1517.3	691517	VW Ø 200 x 40 + RZ / + Zub TopKit
1.4	40	12/97→04/99	➡	+PR 1KA	03.0137-0126.2	650126	Ø 180 x 31 + HEB
			➡	+PR 1KB / 1KM	03.0137-0268.2	650268	VW Ø 200 x 40 + HEB
			➡	- ABS	03.0420-0617.3	680617	VW Ø 180 x 31 + RZ / + Zub Kit
					03.0520-3917.3	693917	VW Ø 180 x 31 + RZ / + Zub TopKit
			➡	+ ABS	03.0525-0001.3	EQ0001	VW Ø 180 x 31 - RZ / + Zub Easy Quick
			➡	+ ABS	03.0420-1517.3	681517	VW Ø 200 x 40 + RZ / + Zub Kit
					03.0520-1517.3	691517	VW Ø 200 x 40 + RZ / + Zub TopKit
1.4 16V 1.9 SDI	55 50	05/00→10/02 06/99→10/02	➡	→ 09/02	03.0137-0268.2	650268	VW Ø 200 x 40 + HEB
					03.0520-1517.3	691517	VW Ø 200 x 40 + RZ / + Zub TopKit
1.4 i 1.4 i 16V	44 74	06/94→10/02 09/96→10/02	➡	→ 12/96; - ABS	03.0137-0126.2	650126	Ø 180 x 31 + HEB
			➡	01/97→ 05/99; +PR 1KA	03.0137-0126.2	650126	Ø 180 x 31 + HEB
			➡	01/97→ 05/99; +PR 1KB / 1KM	03.0137-0268.2	650268	VW Ø 200 x 40 + HEB
			➡	06/99→ 09/02	03.0137-0268.2	650268	VW Ø 200 x 40 + HEB
					03.0520-1517.3	691517	VW Ø 200 x 40 + RZ / + Zub TopKit
			➡	→ 12/96; + ABS	03.0137-0268.2	650268	VW Ø 200 x 40 + HEB
			➡	→ 05/99; - ABS	03.0420-0617.3	680617	VW Ø 180 x 31 + RZ / + Zub Kit
		03.0520-3917.3	693917	VW Ø 180 x 31 + RZ / + Zub TopKit			
			➡	→ 05/99; + ABS	03.0525-0001.3	EQ0001	VW Ø 180 x 31 - RZ / + Zub Easy Quick
			➡	→ 05/99; + ABS	03.0420-1517.3	681517	VW Ø 200 x 40 + RZ / + Zub Kit
					03.0520-1517.3	691517	VW Ø 200 x 40 + RZ / + Zub TopKit
1.6 i	55	02/93→10/02	➡	11/93→ 12/96; - ABS	03.0137-0126.2	650126	Ø 180 x 31 + HEB
			➡	01/97→ 05/99; +PR 1KA	03.0137-0126.2	650126	Ø 180 x 31 + HEB
			➡	01/97→ 05/99; +PR 1KB / 1KM	03.0137-0268.2	650268	VW Ø 200 x 40 + HEB
			➡	06/99→ 09/02	03.0137-0268.2	650268	VW Ø 200 x 40 + HEB
					03.0520-1517.3	691517	VW Ø 200 x 40 + RZ / + Zub TopKit
➡	11/93→ 12/96; + ABS	03.0137-0268.2	650268	VW Ø 200 x 40 + HEB			
→							








	kw			 	! #		
SEAT - CORDOBA (6K1, 6K2) 02/93→12/02							
Bremsbackensatz							
1.6 i	55	02/93→10/02	➔	11/93→ 05/99; - ABS	03.0420-0617.3 680617	VW Ø 180 x 31 + RZ / + Zub Kit	
					03.0520-3917.3 693917	VW Ø 180 x 31 + RZ / + Zub TopKit	
1.6 i	55	05/94→06/99	➔	→ 05/99; +PR 1KB / 1KM	03.0137-0268.2 650268	VW Ø 200 x 40 + HEB	
			➔	→ 05/99	03.0420-1517.3 681517	VW Ø 200 x 40 + RZ / + Zub Kit	
1.6 i	74	07/96→10/02	➔	→ 05/99; + ABS	03.0520-1517.3 691517	VW Ø 200 x 40 + RZ / + Zub TopKit	
1.6 i	74	07/96→10/02	➔	→ 12/96; - ABS	03.0137-0126.2 650126	Ø 180 x 31 + HEB	
			➔	01/97→ 05/99; +PR 1KA	03.0137-0126.2 650126	Ø 180 x 31 + HEB	
			➔	01/97→ 05/99; +PR 1KB / 1KM	03.0137-0268.2 650268	VW Ø 200 x 40 + HEB	
			➔	06/99→ 09/02	03.0137-0268.2 650268	VW Ø 200 x 40 + HEB	
			➔	→ 12/96; + ABS	03.0137-0268.2 650268	VW Ø 200 x 40 + HEB	
			➔	→ 05/99; - ABS	03.0420-0617.3 680617	VW Ø 180 x 31 + RZ / + Zub Kit	
					03.0520-3917.3 693917	VW Ø 180 x 31 + RZ / + Zub TopKit	
1.8 i	66	02/93→09/02	➔	→ 05/99; + ABS	03.0525-0001.3 EQ0001	VW Ø 180 x 31 - RZ / + Zub Easy Quick	
			➔	→ 05/99; + ABS	03.0420-1517.3 681517	VW Ø 200 x 40 + RZ / + Zub Kit	
1.8 i	66	02/93→09/02	➔	01/97→ 05/99; +PR 1KB / 1KM	03.0520-1517.3 691517	VW Ø 200 x 40 + RZ / + Zub TopKit	
			➔	11/93→ 12/96	03.0137-0268.2 650268	VW Ø 200 x 40 + HEB	
1.8 i	66	02/93→09/02	➔	11/93→ 05/99	03.0420-1517.3 681517	VW Ø 200 x 40 + RZ / + Zub Kit	
					03.0520-1517.3 691517	VW Ø 200 x 40 + RZ / + Zub TopKit	
1.9 SDI	47	08/96→06/99	➔	01/97→ 05/99; +PR 1KB / 1KM	03.0137-0268.2 650268	VW Ø 200 x 40 + HEB	
			➔	→ 12/96	03.0137-0268.2 650268	VW Ø 200 x 40 + HEB	
			➔	→ 05/99	03.0420-1517.3 681517	VW Ø 200 x 40 + RZ / + Zub Kit	
1.9 SDI	47	08/96→06/99			03.0520-1517.3 691517	VW Ø 200 x 40 + RZ / + Zub TopKit	
1.9 TDI	66	08/96→10/02	➔	06/99→ 09/02	03.0137-0268.2 650268	VW Ø 200 x 40 + HEB	
					03.0520-1517.3 691517	VW Ø 200 x 40 + RZ / + Zub TopKit	
			➔	01/97→ 05/99; +PR 1KB / 1KM	03.0137-0268.2 650268	VW Ø 200 x 40 + HEB	
			➔	→ 12/96	03.0137-0268.2 650268	VW Ø 200 x 40 + HEB	
1.9 TDI	66	08/96→10/02	➔	→ 05/99	03.0420-1517.3 681517	VW Ø 200 x 40 + RZ / + Zub Kit	
					03.0520-1517.3 691517	VW Ø 200 x 40 + RZ / + Zub TopKit	
Seilzug, Feststellbremse							
1.0	51	06/01→08/02		Trommelbremse; 	2	24.3727-0162.2 580162	L= 1.514
1.0 i	37	09/96→10/02		06/99→ 09/02; Trommelbremse; 	2	24.3727-0162.2 580162	L= 1.514
1.9 TDI	66	08/96→10/02					
1.4	40	12/97→04/99		6K-W-169290→; Scheiben/Trommel; - ABS; 	2	24.3727-0161.2 580161	L= 1.512
				6K-ZR663843→ 6K-W-169289; Scheiben/Trommel; 	2	24.3727-0161.2 580161	L= 1.512
				6K-ZR126719→ 6K-W-169289; Scheiben/Trommel; 	2	24.3727-0161.2 580161	L= 1.512
				6K-W-169290→; + ABS; Scheiben/Trommel; 	2	24.3727-0162.2 580162	L= 1.514
				→ 6K-ZR549075; Scheiben/Trommel; 	2	24.3727-2703.2 582703	L= 1.503
				→ 6K-ZR037976; Scheiben/Trommel; 	2	24.3727-2703.2 582703	L= 1.503
				6K-ZR549076→ 6K-ZR663842; Scheiben/Trommel; 	2	24.3727-2706.2 582706	L= 1.532
				6K-ZR037977→ 6K-ZR126718; Scheiben/Trommel; 	2	24.3727-2706.2 582706	L= 1.532
1.4 16V	55	05/00→10/02		→ 09/02; Trommelbremse; 	2	24.3727-0162.2 580162	L= 1.514
1.9 SDI	50	06/99→10/02					
→							










































	kw			 	! #		
SEAT - CORDOBA (6K1, 6K2) 02/93→12/02							
 Seilzug, Feststellbremse							
1.4 i 1.4 i 16V 1.6 i	44 74 74	06/94→10/02 09/96→10/02 07/96→10/02		6K-W-169290→; → 05/99; Scheiben/Trommel; - ABS; 	2	24.3727-0161.2 580161	L= 1.512
				6K-ZR663843→ 6K-W-169289; Scheiben/Trommel; 	2	24.3727-0161.2 580161	L= 1.512
				6K-ZR126719→ 6K-W-169289; Scheiben/Trommel; 	2	24.3727-0161.2 580161	L= 1.512
				6K-W-169290→; → 05/99; + ABS; Scheiben/Trommel; 	2	24.3727-0162.2 580162	L= 1.514
				06/99→ 09/02; Trommelbremse; 	2	24.3727-0162.2 580162	L= 1.514
				→ 6K-ZR037976; Scheiben/Trommel; 	2	24.3727-2703.2 582703	L= 1.503
				→ 6K-ZR549075; Scheiben/Trommel; 	2	24.3727-2703.2 582703	L= 1.503
				6K-ZR037977→ 6K-ZR126718; Scheiben/Trommel; 	2	24.3727-2706.2 582706	L= 1.532
				6K-ZR549076→ 6K-ZR663842; Scheiben/Trommel; 	2	24.3727-2706.2 582706	L= 1.532
1.6 i	55	02/93→10/02		6K-W-169290→; → 05/99; Scheiben/Trommel; - ABS; 	2	24.3727-0161.2 580161	L= 1.512
				6K-ZR663843→ 6K-W-169289; Scheiben/Trommel; 	2	24.3727-0161.2 580161	L= 1.512
				6K-ZR126719→ 6K-W-169289; Scheiben/Trommel; 	2	24.3727-0161.2 580161	L= 1.512
				6K-W-169290→; → 05/99; + ABS; Scheiben/Trommel; 	2	24.3727-0162.2 580162	L= 1.514
				06/99→ 09/02; Trommelbremse; 	2	24.3727-0162.2 580162	L= 1.514
				11/93→; → 6K-ZR037976; Scheiben/Trommel; 	2	24.3727-2703.2 582703	L= 1.503
				11/93→; → 6K-ZR549075; Scheiben/Trommel; 	2	24.3727-2703.2 582703	L= 1.503
				6K-ZR549076→ 6K-ZR663842; Scheiben/Trommel; 	2	24.3727-2706.2 582706	L= 1.532
				6K-ZR037977→ 6K-ZR126718; Scheiben/Trommel; 	2	24.3727-2706.2 582706	L= 1.532
1.8 T 20V Cupra	115	07/00→10/02		→ 09/02; Scheibenbremse; 	2	24.3727-0165.2 580165	L= 1.641
1.9 TDI	81	03/97→10/02		06/99→ 09/02; Scheibenbremse; 	2	24.3727-0165.2 580165	L= 1.641
2.0 i 2.0 i 16V	85 110	02/93→06/99 08/96→06/99		6K-W-169290→; → 05/99; Scheibenbremse; 	2	24.3727-0165.2 580165	L= 1.641
				6K-ZR085726→ 6K-V-000537; Scheibenbremse; 	2	24.3727-2704.2 582704	L= 1.632
				6K-ZR610015→ 6K-V-013236; Scheibenbremse; 	2	24.3727-2704.2 582704	L= 1.632
SEAT - CORDOBA (6L2) 09/02→11/09							
 Radbremszylinder							
1.2 1.2 12V 1.4 16V	47 51 55 - 74	10/02→06/06 05/06→11/09 09/02→11/09	➡	6L-7-108 001→ → 6L-7-108 000	2	24.3217-0908.3 020167	ALU
1.4 TDI	51 - 59	10/02→11/09					
1.6 1.6 16V	74 77	04/03→11/09 11/06→11/09					
1.9 SDI	47	09/02→11/09					
1.9 TDI	74 - 96	09/02→11/09					
2.0	85	09/02→11/09					
Zubehörsatz, Bremsbacken							
1.2 1.4 TDI	47 55	10/02→06/06 10/02→12/05	➡			03.0137-9168.2 669168	VW
1.2 12V 1.4 16V	51 63 - 74	05/06→11/09 10/02→11/09	➡	→ 06/09		03.0137-9168.2 669168	VW
1.4 TDI	51 - 59	05/05→11/09					
1.6 1.6 16V	74 77	04/03→11/09 11/06→11/09					
1.9 TDI	96	10/02→11/09					
1.4 16V	55	09/02→12/07	➡	10/02→		03.0137-9168.2 669168	VW
1.9 SDI 1.9 TDI 2.0 →	47 74 85	09/02→11/09 09/02→11/09 09/02→11/09	➡	10/02→ 06/09		03.0137-9168.2 669168	VW











	kw			 	! #		
SEAT - CORDOBA (6L2) 09/02→11/09							
Bremstrommel							
1.2 1.4 TDI	47 55	10/02→06/06 10/02→12/05	➔			24.0220-0037.1 480161	Ø 240 x 50,1 / 201,5
1.2 12V 1.4 16V	51 63 - 74	05/06→11/09 10/02→11/09	➔	→ 06/09		24.0220-0037.1 480161	Ø 240 x 50,1 / 201,5
1.4 TDI	51 - 59	05/05→11/09					
1.6 1.6 16V	74 77	04/03→11/09 11/06→11/09					
1.9 TDI	96	10/02→11/09					
1.4 16V	55	09/02→12/07	➔	10/02→		24.0220-0037.1 480161	Ø 240 x 50,1 / 201,5
1.9 SDI 1.9 TDI 2.0	47 74 85	09/02→11/09 09/02→11/09 09/02→11/09	➔	10/02→ 06/09		24.0220-0037.1 480161	Ø 240 x 50,1 / 201,5
Bremsbackensatz							
1.2 1.4 TDI	47 55	10/02→06/06 10/02→12/05	➔			03.0137-0268.2 650268	VW Ø 200 x 40 + HEB
			➔	6L-7-108 001→		03.0520-4817.3 694817	Ø 200 x 40 + RZ / + Zub TopKit
			➔	→ 6L-7-108 000		03.0520-8219.3 698219	VW Ø 200 x 40 + RZ / + Zub TopKit
1.2 12V 1.4 16V	51 63 - 74	05/06→11/09 10/02→11/09	➔	→ 06/09		03.0137-0268.2 650268	VW Ø 200 x 40 + HEB
1.4 TDI	51 - 59	05/05→11/09	➔	→ 6L-7-108 000		03.0520-8219.3 698219	VW Ø 200 x 40 + RZ / + Zub TopKit
1.6 1.6 16V	74 77	04/03→11/09 11/06→11/09					
1.9 TDI	96	10/02→11/09					
1.4 16V	55	09/02→12/07	➔	10/02→		03.0137-0268.2 650268	VW Ø 200 x 40 + HEB
			➔	6L-7-108 001→		03.0520-4817.3 694817	Ø 200 x 40 + RZ / + Zub TopKit
			➔	→ 6L-7-108 000		03.0520-8219.3 698219	VW Ø 200 x 40 + RZ / + Zub TopKit
1.9 SDI 1.9 TDI 2.0	47 74 85	09/02→11/09 09/02→11/09 09/02→11/09	➔	10/02→ 06/09		03.0137-0268.2 650268	VW Ø 200 x 40 + HEB
			➔	6L-7-108 001→		03.0520-4817.3 694817	Ø 200 x 40 + RZ / + Zub TopKit
			➔	→ 6L-7-108 000		03.0520-8219.3 698219	VW Ø 200 x 40 + RZ / + Zub TopKit
Seilzug, Feststellbremse							
1.2 1.4 TDI	47 55	10/02→06/06 10/02→12/05		+PR 1JB / 1KD / 1KK / 1KP / 1KS / 1KT; für Fahrzeuge mit Schlechtwegeausführung; Scheiben/Trommel; 	2	24.3727-0176.2 580176	L= 1.640
				+PR 1JB / 1KD / 1KK / 1KP / 1KS / 1KT; für Fahrzeuge mit Schlechtwegeausführung; Scheibenbremse; 	2	24.3727-0198.2 580198	L= 1.645
				für Fahrzeuge ohne Schlechtwegeausführung; 	2	24.3727-0199.2 580199	L= 1.580
				+PR 1JB / 1KM; für Fahrzeuge mit Schlechtwegeausführung; Scheiben/Trommel; 	2	24.3727-2504.2 582504	L= 1.580
1.2 12V 1.4 16V	51 63 - 74	05/06→11/09 10/02→11/09		→ 06/09; +PR 1JB / 1KD / 1KK / 1KP / 1KS / 1KT; für Fahrzeuge mit Schlechtwegeausführung; Scheiben/Trommel; 	2	24.3727-0176.2 580176	L= 1.640
1.4 TDI	51 - 59	05/05→11/09		→ 06/09; +PR 1JB / 1KD / 1KK / 1KP / 1KS / 1KT; für Fahrzeuge mit Schlechtwegeausführung; Scheibenbremse; 	2	24.3727-0198.2 580198	L= 1.645
1.6 1.6 16V	74 77	04/03→11/09 11/06→11/09		→ 06/09; für Fahrzeuge ohne Schlechtwegeausführung; 	2	24.3727-0199.2 580199	L= 1.580
1.9 TDI	96	10/02→11/09		→ 06/09; +PR 1JB / 1KM; für Fahrzeuge mit Schlechtwegeausführung; Scheiben/Trommel; 	2	24.3727-2504.2 582504	L= 1.580
1.4 16V	55	09/02→12/07		10/02→; +PR 1JB / 1KD / 1KK / 1KP / 1KS / 1KT; für Fahrzeuge mit Schlechtwegeausführung; Scheiben/Trommel; 	2	24.3727-0176.2 580176	L= 1.640
				10/02→; +PR 1JB / 1KD / 1KK / 1KP / 1KS / 1KT; für Fahrzeuge mit Schlechtwegeausführung; Scheibenbremse; 	2	24.3727-0198.2 580198	L= 1.645
→							














	kw					! #		
SEAT - CORDOBA (6L2) 09/02→11/09								
 Seilzug, Feststellbremse								
1.4 16V	55	09/02→12/07		10/02→; für Fahrzeuge ohne Schlechtwegeausführung; 	2	24.3727-0199.2	580199	L= 1.580
				10/02→; +PR 1JB / 1KM; für Fahrzeuge mit Schlechtwegeausführung; Scheiben/Trommel; 	2	24.3727-2504.2	582504	L= 1.580
1.9 SDI 1.9 TDI 2.0	47 74 85	09/02→11/09 09/02→11/09 09/02→11/09		10/02→ 06/09; +PR 1JB / 1KD / 1KK / 1KP / 1KS / 1KT; für Fahrzeuge mit Schlechtwegeausführung; Scheiben/Trommel; 	2	24.3727-0176.2	580176	L= 1.640
				10/02→ 06/09; +PR 1JB / 1KD / 1KK / 1KP / 1KS / 1KT; für Fahrzeuge mit Schlechtwegeausführung; Scheibenbremse; 	2	24.3727-0198.2	580198	L= 1.645
				10/02→ 06/09; für Fahrzeuge ohne Schlechtwegeausführung; 	2	24.3727-0199.2	580199	L= 1.580
				10/02→ 06/09; +PR 1JB / 1KM; für Fahrzeuge mit Schlechtwegeausführung; Scheiben/Trommel; 	2	24.3727-2504.2	582504	L= 1.580
SEAT - CORDOBA Vario (6K5) 07/96→12/02								
 Radbremszylinder								
1.4	74	02/00→07/00	➡		2	03.3217-2112.3	020027	GG
			➡	+PR 1KA / 1KB	2	24.3217-0908.3	020167	ALU
			➡	+PR 1KM	2	24.3219-0909.3	020188	ALU
1.4 16V 1.9 SDI	55 50	06/99→12/02 06/99→12/02	➡	→ 09/02	2	24.3217-0908.3	020167	ALU
1.4 i 1.6 i	44 55	09/96→12/02 09/96→12/02	➡	→ 12/96	2	03.3217-2112.3	020027	GG
			➡	06/99→ 09/02	2	24.3217-0908.3	020167	ALU
			➡	01/97→ 05/99; +PR 1KA / 1KB	2	24.3217-0908.3	020167	ALU
			➡	01/97→ 05/99; +PR 1KM	2	24.3219-0909.3	020188	ALU
1.6 i	55	05/97→06/99	➡	→ 05/99; +PR 1KA / 1KB	2	24.3217-0908.3	020167	ALU
			➡	→ 05/99; +PR 1KB	2	24.3217-0908.3	020167	ALU
			➡	→ 05/99; +PR 1KM	2	24.3219-0909.3	020188	ALU
1.6 i	74	09/96→12/02	➡	→ 12/96	2	03.3217-2112.3	020027	GG
			➡	01/97→ 05/99; +PR 1KA / 1KB	2	24.3217-0908.3	020167	ALU
			➡	06/99→ 09/02	2	24.3219-0909.3	020188	ALU
			➡	01/97→ 05/99; +PR 1KM	2	24.3219-0909.3	020188	ALU
1.9 SDI	47	09/96→06/99	➡	→ 12/96	2	03.3217-2112.3	020027	GG
			➡	01/97→ 05/99; +PR 1KB	2	24.3217-0908.3	020167	ALU
			➡	01/97→ 05/99; +PR 1KM	2	24.3219-0909.3	020188	ALU
1.9 TDI	66	08/96→12/02	➡	→ 12/96	2	03.3217-2112.3	020027	GG
			➡	06/99→ 09/02	2	24.3217-0908.3	020167	ALU
			➡	01/97→ 05/99; +PR 1KB	2	24.3217-0908.3	020167	ALU
			➡	01/97→ 05/99; +PR 1KM	2	24.3219-0909.3	020188	ALU
Zubehörsatz, Bremsbacken								
1.4	74	02/00→07/00	➡	+PR 1KA		03.0137-9008.2	669008	
			➡	- ABS		03.0137-9008.2	669008	
			➡			03.0137-9168.2	669168	VW
			➡	+PR 1KB / 1KM		03.0137-9168.2	669168	VW
			➡	+ ABS		03.0137-9168.2	669168	VW
1.4 16V 1.9 SDI	55 50	06/99→12/02 06/99→12/02	➡	→ 09/02		03.0137-9168.2	669168	VW
1.4 i 1.6 i	44 55 - 74	09/96→12/02 09/96→12/02	➡	01/97→ 05/99; +PR 1KA		03.0137-9008.2	669008	
			➡	→ 12/96; - ABS		03.0137-9008.2	669008	
→								







































	kw			 	! #		
SEAT - CORDOBA Vario (6K5) 07/96→12/02							
Zubehörsatz, Bremsbacken							
1.4 i	44	09/96→12/02	➡	01/97→ 05/99; +PR 1KB / 1KM		03.0137-9168.2 669168	VW
1.6 i	55 - 74	09/96→12/02	➡	06/99→ 09/02		03.0137-9168.2 669168	VW
			➡	→ 12/96; + ABS		03.0137-9168.2 669168	VW
1.6 i	55	05/97→06/99	➡	→ 05/99; +PR 1KA		03.0137-9008.2 669008	
			➡	→ 05/99; +PR 1KB / 1KM		03.0137-9168.2 669168	VW
1.9 SDI	47	09/96→06/99	➡	01/97→ 05/99; +PR 1KB / 1KM		03.0137-9168.2 669168	VW
			➡	→ 12/96		03.0137-9168.2 669168	VW
1.9 TDI	66	08/96→12/02	➡	01/97→ 05/99; +PR 1KB / 1KM		03.0137-9168.2 669168	VW
			➡	06/99→ 09/02		03.0137-9168.2 669168	VW
			➡	→ 12/96		03.0137-9168.2 669168	VW
 Bremstrommel							
1.4	74	02/00→07/00	➡	- ABS		24.0218-0007.1 480003	Ø 211,5 x 38,5 / 181 - RLG
			➡	→ 6K-X-290000; + ABS		24.0218-0707.2 480211	Ø 211,5 x 38,5 / 181 + RLG
			➡			24.0220-0018.1 480019	Ø 240 x 50 / 201 - RLG / - ABS Ring
			➡			24.0220-0718.2 480209	Ø 240 x 50 / 201 + RLG / - ABS Ring
			➡			24.0220-0032.1 480130	Ø 240 x 50,1 / 201,5
			➡	6K-X-290001→; + ABS		24.0220-0032.1 480130	Ø 240 x 50,1 / 201,5
1.4 16V	55	06/99→12/02	➡	→ 09/02		24.0220-0032.1 480130	Ø 240 x 50,1 / 201,5
1.9 SDI	50	06/99→12/02	➡				
1.4 i	44	09/96→12/02	➡	→ 05/99; - ABS		24.0218-0007.1 480003	Ø 211,5 x 38,5 / 181 - RLG
1.6 i	55 - 74	09/96→12/02	➡	→ 6K-X-290000; + ABS		24.0218-0707.2 480211	Ø 211,5 x 38,5 / 181 + RLG
			➡			24.0220-0018.1 480019	Ø 240 x 50 / 201 - RLG / - ABS Ring
			➡			24.0220-0718.2 480209	Ø 240 x 50 / 201 + RLG / - ABS Ring
			➡	6K-X-290001→; → 05/99; + ABS		24.0220-0032.1 480130	Ø 240 x 50,1 / 201,5
			➡	06/99→ 09/02		24.0220-0032.1 480130	Ø 240 x 50,1 / 201,5
1.6 i	55	05/97→06/99	➡	→ 05/99; - ABS		24.0218-0007.1 480003	Ø 211,5 x 38,5 / 181 - RLG
			➡	→ 6K-X-290000		24.0218-0707.2 480211	Ø 211,5 x 38,5 / 181 + RLG
			➡			24.0220-0018.1 480019	Ø 240 x 50 / 201 - RLG / - ABS Ring
			➡			24.0220-0718.2 480209	Ø 240 x 50 / 201 + RLG / - ABS Ring
			➡	→ 6K-X-290000; + ABS		24.0220-0018.1 480019	Ø 240 x 50 / 201 - RLG / - ABS Ring
			➡			24.0220-0718.2 480209	Ø 240 x 50 / 201 + RLG / - ABS Ring
			➡	6K-X-290001→; → 05/99		24.0220-0032.1 480130	Ø 240 x 50,1 / 201,5
			➡	6K-X-290001→; → 05/99; + ABS		24.0220-0032.1 480130	Ø 240 x 50,1 / 201,5
1.9 SDI	47	09/96→06/99	➡	→ 6K-X-290000		24.0220-0018.1 480019	Ø 240 x 50 / 201 - RLG / - ABS Ring
			➡			24.0220-0718.2 480209	Ø 240 x 50 / 201 + RLG / - ABS Ring
			➡	6K-X-290001→; → 05/99		24.0220-0032.1 480130	Ø 240 x 50,1 / 201,5
1.9 TDI	66	08/96→12/02	➡	→ 6K-X-290000		24.0220-0018.1 480019	Ø 240 x 50 / 201 - RLG / - ABS Ring
			➡			24.0220-0718.2 480209	Ø 240 x 50 / 201 + RLG / - ABS Ring
			➡	6K-X-290001→; → 05/99		24.0220-0032.1 480130	Ø 240 x 50,1 / 201,5
			➡	06/99→ 09/02		24.0220-0032.1 480130	Ø 240 x 50,1 / 201,5
 Bremsbackensatz							
1.4	74	02/00→07/00	➡	+PR 1KA		03.0137-0126.2 650126	Ø 180 x 31 + HEB
			➡	- ABS		03.0137-0126.2 650126	Ø 180 x 31 + HEB
						03.0420-0617.3 680617	VW Ø 180 x 31 + RZ / + Zub Kit
						03.0520-3917.3 693917	VW Ø 180 x 31 + RZ / + Zub TopKit
						03.0525-0001.3 EQ0001	VW Ø 180 x 31 - RZ / + Zub Easy Quick
→							

	kw			 	! #		
SEAT - CORDOBA Vario (6K5) 07/96→12/02							
Bremsbackensatz							
1.4	74	02/00→07/00	➔		03.0137-0268.2 650268	VW Ø 200 x 40 + HEB	
			➔	+PR 1KB / 1KM	03.0520-1517.3 691517	VW Ø 200 x 40 + RZ / + Zub TopKit	
			➔	+ ABS	03.0137-0268.2 650268	VW Ø 200 x 40 + HEB	
1.4 16V 1.9 SDI	55 50	06/99→12/02 06/99→12/02	➔	→ 09/02	03.0137-0268.2 650268	VW Ø 200 x 40 + HEB	
					03.0520-1517.3 691517	VW Ø 200 x 40 + RZ / + Zub TopKit	
1.4 i 1.6 i	44 55	09/96→12/02 09/96→12/02	➔	→ 12/96; - ABS	03.0137-0126.2 650126	Ø 180 x 31 + HEB	
			➔	01/97→ 05/99; +PR 1KA	03.0137-0126.2 650126	Ø 180 x 31 + HEB	
			➔	01/97→ 05/99; +PR 1KB / 1KM	03.0137-0268.2 650268	VW Ø 200 x 40 + HEB	
			➔	06/99→ 09/02	03.0137-0268.2 650268	VW Ø 200 x 40 + HEB	
					03.0520-1517.3 691517	VW Ø 200 x 40 + RZ / + Zub TopKit	
			➔	→ 12/96; + ABS	03.0137-0268.2 650268	VW Ø 200 x 40 + HEB	
			➔	→ 05/99; - ABS	03.0420-0617.3 680617	VW Ø 180 x 31 + RZ / + Zub Kit	
		03.0520-3917.3 693917	VW Ø 180 x 31 + RZ / + Zub TopKit				
			03.0525-0001.3 EQ0001	VW Ø 180 x 31 - RZ / + Zub Easy Quick			
➔			→ 05/99; + ABS	03.0420-1517.3 681517	VW Ø 200 x 40 + RZ / + Zub Kit		
				03.0520-1517.3 691517	VW Ø 200 x 40 + RZ / + Zub TopKit		
1.6 i	55	05/97→06/99	➔	→ 05/99; +PR 1KA	03.0137-0126.2 650126	Ø 180 x 31 + HEB	
			➔	→ 05/99; +PR 1KB / 1KM	03.0137-0268.2 650268	VW Ø 200 x 40 + HEB	
			➔	→ 05/99; - ABS	03.0420-0617.3 680617	VW Ø 180 x 31 + RZ / + Zub Kit	
					03.0520-3917.3 693917	VW Ø 180 x 31 + RZ / + Zub TopKit	
					03.0525-0001.3 EQ0001	VW Ø 180 x 31 - RZ / + Zub Easy Quick	
➔			→ 05/99; + ABS	03.0420-1517.3 681517	VW Ø 200 x 40 + RZ / + Zub Kit		
				03.0520-1517.3 691517	VW Ø 200 x 40 + RZ / + Zub TopKit		
➔			→ 05/99	03.0420-1517.3 681517	VW Ø 200 x 40 + RZ / + Zub Kit		
				03.0520-1517.3 691517	VW Ø 200 x 40 + RZ / + Zub TopKit		
1.6 i	74	09/96→12/02	➔	→ 12/96; - ABS	03.0137-0126.2 650126	Ø 180 x 31 + HEB	
			➔	01/97→ 05/99; +PR 1KA	03.0137-0126.2 650126	Ø 180 x 31 + HEB	
			➔	01/97→ 05/99; +PR 1KB / 1KM	03.0137-0268.2 650268	VW Ø 200 x 40 + HEB	
			➔	06/99→ 09/02	03.0137-0268.2 650268	VW Ø 200 x 40 + HEB	
			➔	→ 12/96; + ABS	03.0137-0268.2 650268	VW Ø 200 x 40 + HEB	
			➔	→ 05/99; - ABS	03.0420-0617.3 680617	VW Ø 180 x 31 + RZ / + Zub Kit	
					03.0520-3917.3 693917	VW Ø 180 x 31 + RZ / + Zub TopKit	
			03.0525-0001.3 EQ0001	VW Ø 180 x 31 - RZ / + Zub Easy Quick			
➔			→ 05/99; + ABS	03.0420-1517.3 681517	VW Ø 200 x 40 + RZ / + Zub Kit		
				03.0520-1517.3 691517	VW Ø 200 x 40 + RZ / + Zub TopKit		
1.9 SDI	47	09/96→06/99	➔	01/97→ 05/99; +PR 1KB / 1KM	03.0137-0268.2 650268	VW Ø 200 x 40 + HEB	
			➔	→ 12/96	03.0137-0268.2 650268	VW Ø 200 x 40 + HEB	
			➔	→ 05/99	03.0420-1517.3 681517	VW Ø 200 x 40 + RZ / + Zub Kit	
				03.0520-1517.3 691517	VW Ø 200 x 40 + RZ / + Zub TopKit		
1.9 TDI	66	08/96→12/02	➔	06/99→ 09/02	03.0137-0268.2 650268	VW Ø 200 x 40 + HEB	
					03.0520-1517.3 691517	VW Ø 200 x 40 + RZ / + Zub TopKit	
			➔	01/97→ 05/99; +PR 1KB / 1KM	03.0137-0268.2 650268	VW Ø 200 x 40 + HEB	
			➔	→ 12/96	03.0137-0268.2 650268	VW Ø 200 x 40 + HEB	
➔			→ 05/99	03.0420-1517.3 681517	VW Ø 200 x 40 + RZ / + Zub Kit		












	kw					! #		
SEAT - CORDOBA Vario (6K5) 07/96→12/02								
 Bremsbackensatz								
1.9 TDI	66	08/96→12/02	➔	→ 05/99			03.0520-1517.3 691517	VW Ø 200 x 40 + RZ / + Zub TopKit
 Seilzug, Feststellbremse								
1.4	74	02/00→07/00		6K-W-169290→; Scheiben/Trommel; - ABS; 	2	24.3727-0161.2 580161	L= 1.512	
				6K-ZR126719→ 6K-W-169289; Scheiben/Trommel; 	2	24.3727-0161.2 580161	L= 1.512	
				6K-ZR663843→ 6K-W-169289; Scheiben/Trommel; 	2	24.3727-0161.2 580161	L= 1.512	
				6K-W-169290→; + ABS; Scheiben/Trommel; 	2	24.3727-0162.2 580162	L= 1.514	
				Trommelbremse; 	2	24.3727-0162.2 580162	L= 1.514	
				→ 6K-ZR549075; Scheiben/Trommel; 	2	24.3727-2703.2 582703	L= 1.503	
				→ 6K-ZR037976; Scheiben/Trommel; 	2	24.3727-2703.2 582703	L= 1.503	
				6K-ZR549076→ 6K-ZR663842; Scheiben/Trommel; 	2	24.3727-2706.2 582706	L= 1.532	
				6K-ZR037977→ 6K-ZR126718; Scheiben/Trommel; 	2	24.3727-2706.2 582706	L= 1.532	
1.4 16V 1.9 SDI	55 50	06/99→12/02 06/99→12/02		→ 09/02; Trommelbremse; 	2	24.3727-0162.2 580162	L= 1.514	
1.4 i 1.6 i	44 55 - 74	09/96→12/02 09/96→12/02		6K-W-169290→; → 05/99; Scheiben/Trommel; - ABS; 	2	24.3727-0161.2 580161	L= 1.512	
				6K-ZR126719→ 6K-W-169289; Scheiben/Trommel; 	2	24.3727-0161.2 580161	L= 1.512	
				6K-ZR663843→ 6K-W-169289; Scheiben/Trommel; 	2	24.3727-0161.2 580161	L= 1.512	
				6K-W-169290→; → 05/99; + ABS; Scheiben/Trommel; 	2	24.3727-0162.2 580162	L= 1.514	
				06/99→ 09/02; Trommelbremse; 	2	24.3727-0162.2 580162	L= 1.514	
				→ 6K-ZR549075; Scheiben/Trommel; 	2	24.3727-2703.2 582703	L= 1.503	
				→ 6K-ZR037976; Scheiben/Trommel; 	2	24.3727-2703.2 582703	L= 1.503	
				6K-ZR549076→ 6K-ZR663842; Scheiben/Trommel; 	2	24.3727-2706.2 582706	L= 1.532	
				6K-ZR037977→ 6K-ZR126718; Scheiben/Trommel; 	2	24.3727-2706.2 582706	L= 1.532	
1.6 i	55	05/97→06/99		6K-W-169290→; → 05/99; Scheiben/Trommel; - ABS; 	2	24.3727-0161.2 580161	L= 1.512	
				6K-ZR126719→ 6K-W-169289; Scheiben/Trommel; 	2	24.3727-0161.2 580161	L= 1.512	
				6K-ZR663843→ 6K-W-169289; Scheiben/Trommel; 	2	24.3727-0161.2 580161	L= 1.512	
				6K-W-169290→; → 05/99; + ABS; Scheiben/Trommel; 	2	24.3727-0162.2 580162	L= 1.514	
				→ 6K-ZR037976; Scheiben/Trommel; 	2	24.3727-2703.2 582703	L= 1.503	
				→ 6K-ZR549075; Scheiben/Trommel; 	2	24.3727-2703.2 582703	L= 1.503	
				6K-ZR549076→ 6K-ZR663842; Scheiben/Trommel; 	2	24.3727-2706.2 582706	L= 1.532	
				6K-ZR037977→ 6K-ZR126718; Scheiben/Trommel; 	2	24.3727-2706.2 582706	L= 1.532	
1.9 TDI	66	08/96→12/02		06/99→ 09/02; Trommelbremse; 	2	24.3727-0162.2 580162	L= 1.514	
1.9 TDI	81	07/97→12/02		06/99→ 09/02; Scheibenbremse; 	2	24.3727-0165.2 580165	L= 1.641	
SEAT - CORDOBA VARIO Kasten/Kombi (6K5) 08/00→12/02								
 Seilzug, Feststellbremse								
1.9 TDI	81	08/00→12/02		→ 09/02; Scheibenbremse; 	2	24.3727-0165.2 580165	L= 1.641	
SEAT - IBIZA II (6K1) 03/93→05/02								
 Radbremszylinder								
1.0 16V 1.4 16V 1.9 SDI	51 55 50	10/99→02/02 05/00→02/02 08/99→02/02	➔	→ 01/02	2	24.3217-0908.3 020167	ALU	
1.0 i 1.4 i 1.6 i 1.9 TDI	37 44 55 66	09/96→02/02 09/93→02/02 03/93→02/02 08/96→02/02	➔	→ 07/99; - ABS	2	03.3217-2112.3 020027 24.3217-0908.3 020167	GG ALU	
			➔	08/99→ 01/02	2	24.3217-0908.3 020167	ALU	
			➔	→ 07/99; + ABS	2	24.3219-0909.3 020188	ALU	
1.3 i 1.8 i	40 66	03/93→08/99 03/93→08/99	➔	→ 07/99; - ABS	2	03.3217-2112.3 020027 24.3217-0908.3 020167	GG ALU	
➔								












	kW			 	! #		
SEAT - IBIZA II (6K1) 03/93→05/02							
 Radbremszylinder							
1.9 SDI	47	08/96→08/99	➡	→ 07/99; + ABS	2	24.3219-0909.3 020188	ALU
1.4 1.6 i	40	12/97→04/99	➡	- ABS	2	03.3217-2112.3 020027	GG
	55	09/94→06/99	➡	+ ABS	2	24.3217-0908.3 020167	ALU
1.4 i 16V 1.6 i	74	06/97→02/02	➡	→ 07/99; - ABS	2	03.3217-2112.3 020027	GG
	74	04/96→02/02	➡	→ 07/99; + ABS	2	24.3217-0908.3 020167	ALU
			➡	08/99→ 01/02	2	24.3219-0909.3 020188	ALU
Zubehörsatz, Bremsbacken							
1.0 16V 1.4 16V 1.9 SDI	51 55 50	10/99→02/02 05/00→02/02 08/99→02/02	➡	→ 01/02		03.0137-9168.2 669168	VW
1.0 i 1.4 i 1.4 i 16V 1.6 i	37 44 74 55 - 74	09/96→02/02 09/93→02/02 06/97→02/02 03/93→02/02	➡	→ 07/99; - ABS		03.0137-9008.2 669008	
			➡	→ 07/99; + ABS		03.0137-9168.2 669168	VW
			➡	08/99→ 01/02		03.0137-9168.2 669168	VW
1.3 i	40	03/93→08/99	➡	→ 07/99; - ABS		03.0137-9008.2 669008	
			➡	→ 07/99		03.0137-9168.2 669168	VW
1.4 1.6 i	40 55	12/97→04/99 09/94→06/99	➡	- ABS		03.0137-9008.2 669008	
			➡	+ ABS		03.0137-9168.2 669168	VW
1.8 i 1.9 SDI	66 47	03/93→08/99 08/96→08/99	➡	→ 07/99		03.0137-9168.2 669168	VW
1.9 TDI	66	08/96→02/02	➡	08/99→ 01/02		03.0137-9168.2 669168	VW
			➡	→ 07/99		03.0137-9168.2 669168	VW
 Bremstrommel							
1.0 16V 1.4 16V 1.9 SDI	51 55 50	10/99→02/02 05/00→02/02 08/99→02/02	➡	→ 01/02		24.0220-0032.1 480130	Ø 240 x 50,1 / 201,5
1.0 i 1.4 i 1.4 i 16V 1.6 i	37 44 74 55 - 74	09/96→02/02 09/93→02/02 06/97→02/02 03/93→02/02	➡	→ 07/99; - ABS		24.0218-0007.1 480003	Ø 211,5 x 38,5 / 181 - RLG
			➡	→ 07/99; + ABS		24.0218-0707.2 480211	Ø 211,5 x 38,5 / 181 + RLG
			➡	→ 07/99; + ABS		24.0220-0018.1 480019	Ø 240 x 50 / 201 - RLG / - ABS Ring
			➡	08/99→ 01/02		24.0220-0718.2 480209	Ø 240 x 50 / 201 + RLG / - ABS Ring
			➡	08/99→ 01/02		24.0220-0032.1 480130	Ø 240 x 50,1 / 201,5
1.3 i	40	03/93→08/99	➡	→ 07/99; - ABS		24.0218-0007.1 480003	Ø 211,5 x 38,5 / 181 - RLG
			➡	→ 07/99; + ABS		24.0218-0707.2 480211	Ø 211,5 x 38,5 / 181 + RLG
			➡	→ 07/99; + ABS		24.0220-0018.1 480019	Ø 240 x 50 / 201 - RLG / - ABS Ring
			➡	→ 07/99; + ABS		24.0220-0718.2 480209	Ø 240 x 50 / 201 + RLG / - ABS Ring
1.4 1.6 i	40 55	12/97→04/99 09/94→06/99	➡	- ABS		24.0218-0007.1 480003	Ø 211,5 x 38,5 / 181 - RLG
			➡	+ ABS		24.0218-0707.2 480211	Ø 211,5 x 38,5 / 181 + RLG
			➡	+ ABS		24.0220-0018.1 480019	Ø 240 x 50 / 201 - RLG / - ABS Ring
			➡	+ ABS		24.0220-0718.2 480209	Ø 240 x 50 / 201 + RLG / - ABS Ring
1.8 i 1.9 SDI	66 47	03/93→08/99 08/96→08/99	➡	→ 07/99		24.0220-0018.1 480019	Ø 240 x 50 / 201 - RLG / - ABS Ring
			➡	→ 07/99		24.0220-0718.2 480209	Ø 240 x 50 / 201 + RLG / - ABS Ring
1.9 TDI	66	08/96→02/02	➡	→ 07/99		24.0220-0018.1 480019	Ø 240 x 50 / 201 - RLG / - ABS Ring
			➡	→ 07/99		24.0220-0718.2 480209	Ø 240 x 50 / 201 + RLG / - ABS Ring
			➡	08/99→ 01/02		24.0220-0032.1 480130	Ø 240 x 50,1 / 201,5
 Bremsbackensatz							
1.0 16V 1.4 16V 1.9 SDI	51 55 50	10/99→02/02 05/00→02/02 08/99→02/02	➡	→ 01/02		03.0137-0268.2 650268	VW Ø 200 x 40 + HEB
			➡	→ 01/02		03.0520-1517.3 691517	VW Ø 200 x 40 + RZ / + Zub TopKit
1.0 i 1.4 i 1.6 i	37 44 55	09/96→02/02 09/93→02/02 03/93→02/02	➡	→ 07/99; - ABS		03.0137-0126.2 650126	Ø 180 x 31 + HEB
			➡	→ 07/99; - ABS		03.0420-0617.3 680617	VW Ø 180 x 31 + RZ / + Zub Kit



























	kW			 	! #		
SEAT - IBIZA II (6K1) 03/93→05/02							
Bremsbackensatz							
1.0 i 1.4 i 1.6 i	37 44 55	09/96→02/02 09/93→02/02 03/93→02/02	➔	→ 07/99; - ABS		03.0520-3917.3 693917 03.0525-0001.3 EQ0001	VW Ø 180 x 31 + RZ / + Zub TopKit VW Ø 180 x 31 - RZ / + Zub Easy Quick
			➔	→ 07/99; + ABS		03.0137-0268.2 650268 03.0420-1517.3 681517 03.0520-1517.3 691517	VW Ø 200 x 40 + HEB VW Ø 200 x 40 + RZ / + Zub Kit VW Ø 200 x 40 + RZ / + Zub TopKit
			➔	08/99→ 01/02		03.0137-0268.2 650268 03.0520-1517.3 691517	VW Ø 200 x 40 + HEB VW Ø 200 x 40 + RZ / + Zub TopKit
1.3 i	40	03/93→08/99	➔	→ 07/99; - ABS		03.0137-0126.2 650126 03.0420-0617.3 680617 03.0520-3917.3 693917 03.0525-0001.3 EQ0001	Ø 180 x 31 + HEB VW Ø 180 x 31 + RZ / + Zub Kit VW Ø 180 x 31 + RZ / + Zub TopKit VW Ø 180 x 31 - RZ / + Zub Easy Quick
			➔	→ 07/99		03.0137-0268.2 650268	VW Ø 200 x 40 + HEB
			➔	→ 07/99; + ABS		03.0420-1517.3 681517 03.0520-1517.3 691517	VW Ø 200 x 40 + RZ / + Zub Kit VW Ø 200 x 40 + RZ / + Zub TopKit
1.4 1.6 i	40 55	12/97→04/99 09/94→06/99	➔	- ABS		03.0137-0126.2 650126 03.0420-0617.3 680617 03.0520-3917.3 693917 03.0525-0001.3 EQ0001	Ø 180 x 31 + HEB VW Ø 180 x 31 + RZ / + Zub Kit VW Ø 180 x 31 + RZ / + Zub TopKit VW Ø 180 x 31 - RZ / + Zub Easy Quick
			➔	+ ABS		03.0137-0268.2 650268 03.0420-1517.3 681517 03.0520-1517.3 691517	VW Ø 200 x 40 + HEB VW Ø 200 x 40 + RZ / + Zub Kit VW Ø 200 x 40 + RZ / + Zub TopKit
1.4 i 16V 1.6 i	74 74	06/97→02/02 04/96→02/02	➔	→ 07/99; - ABS		03.0137-0126.2 650126 03.0420-0617.3 680617 03.0520-3917.3 693917 03.0525-0001.3 EQ0001	Ø 180 x 31 + HEB VW Ø 180 x 31 + RZ / + Zub Kit VW Ø 180 x 31 + RZ / + Zub TopKit VW Ø 180 x 31 - RZ / + Zub Easy Quick
			➔	→ 07/99; + ABS		03.0137-0268.2 650268 03.0420-1517.3 681517 03.0520-1517.3 691517	VW Ø 200 x 40 + HEB VW Ø 200 x 40 + RZ / + Zub Kit VW Ø 200 x 40 + RZ / + Zub TopKit
			➔	08/99→ 01/02		03.0137-0268.2 650268	VW Ø 200 x 40 + HEB
1.8 i 1.9 SDI	66 47	03/93→08/99 08/96→08/99	➔	→ 07/99		03.0137-0268.2 650268 03.0420-1517.3 681517 03.0520-1517.3 691517	VW Ø 200 x 40 + HEB VW Ø 200 x 40 + RZ / + Zub Kit VW Ø 200 x 40 + RZ / + Zub TopKit
1.9 TDI	66	08/96→02/02	➔	08/99→ 01/02		03.0137-0268.2 650268 03.0520-1517.3 691517	VW Ø 200 x 40 + HEB VW Ø 200 x 40 + RZ / + Zub TopKit
			➔	→ 07/99		03.0137-0268.2 650268 03.0420-1517.3 681517 03.0520-1517.3 691517	VW Ø 200 x 40 + HEB VW Ø 200 x 40 + RZ / + Zub Kit VW Ø 200 x 40 + RZ / + Zub TopKit
Seilzug, Feststellbremse							
1.0 16V 1.4 16V 1.9 SDI	51 55 50	10/99→02/02 05/00→02/02 08/99→02/02		→ 01/02; Trommelbremse; 	2	24.3727-0162.2 580162	L= 1.514
1.0 i 1.4 i 1.4 i 16V 1.6 i	37 44 74 55 - 74	09/96→02/02 09/93→02/02 06/97→02/02 03/93→02/02		6K-W-169290→; → 07/99; - ABS; Trommelbremse; 	2	24.3727-0161.2 580161	L= 1.512
				6K-ZR126719→ 6K-W-169289; Scheiben/Trommel; 	2	24.3727-0161.2 580161	L= 1.512
				6K-ZR663843→ 6K-W-169289; Scheiben/Trommel; 	2	24.3727-0161.2 580161	L= 1.512
				6K-W-169290→; → 07/99; + ABS; Scheiben/Trommel; 	2	24.3727-0162.2 580162	L= 1.514
				08/99→ 01/02; Trommelbremse; 	2	24.3727-0162.2 580162	L= 1.514
→							

















	kw			 	! #		
SEAT - IBIZA II (6K1) 03/93→05/02							
 Seilzug, Feststellbremse							
1.0 i	37	09/96→02/02		→ 6K-ZR549075; Scheiben/Trommel; 	2	24.3727-2703.2 582703	L= 1.503
1.4 i	44	09/93→02/02		→ 6K-ZR037976; Scheiben/Trommel; 	2	24.3727-2703.2 582703	L= 1.503
1.4 i 16V	74	06/97→02/02					
1.6 i	55 - 74	03/93→02/02		6K-ZR549076→ 6K-ZR663842; Scheiben/Trommel; 	2	24.3727-2706.2 582706	L= 1.532
				6K-ZR037977→ 6K-ZR126718; Scheiben/Trommel; 	2	24.3727-2706.2 582706	L= 1.532
1.3 i	40	03/93→08/99		6K-W-169290→; → 07/99; - ABS; Trommelbremse; 	2	24.3727-0161.2 580161	L= 1.512
				6K-ZR126719→ 6K-W-169289; Scheiben/Trommel; 	2	24.3727-0161.2 580161	L= 1.512
				6K-ZR663843→ 6K-W-169289; Scheiben/Trommel; 	2	24.3727-0161.2 580161	L= 1.512
				6K-W-169290→; → 07/99; + ABS; Scheiben/Trommel; 	2	24.3727-0162.2 580162	L= 1.514
				→ 6K-ZR037976; Scheiben/Trommel; 	2	24.3727-2703.2 582703	L= 1.503
				→ 6K-ZR549075; Scheiben/Trommel; 	2	24.3727-2703.2 582703	L= 1.503
				6K-ZR549076→ 6K-ZR663842; Scheiben/Trommel; 	2	24.3727-2706.2 582706	L= 1.532
				6K-ZR037977→ 6K-ZR126718; Scheiben/Trommel; 	2	24.3727-2706.2 582706	L= 1.532
1.4	40	12/97→04/99		6K-W-169290→; - ABS; Trommelbremse; 	2	24.3727-0161.2 580161	L= 1.512
1.6 i	55	09/94→06/99					
				6K-ZR126719→ 6K-W-169289; Scheiben/Trommel; 	2	24.3727-0161.2 580161	L= 1.512
				6K-ZR663843→ 6K-W-169289; Scheiben/Trommel; 	2	24.3727-0161.2 580161	L= 1.512
				6K-W-169290→; + ABS; Scheiben/Trommel; 	2	24.3727-0162.2 580162	L= 1.514
				→ 6K-ZR037976; Scheiben/Trommel; 	2	24.3727-2703.2 582703	L= 1.503
				→ 6K-ZR549075; Scheiben/Trommel; 	2	24.3727-2703.2 582703	L= 1.503
				6K-ZR037977→ 6K-ZR126718; Scheiben/Trommel; 	2	24.3727-2706.2 582706	L= 1.532
				6K-ZR549076→ 6K-ZR663842; Scheiben/Trommel; 	2	24.3727-2706.2 582706	L= 1.532
1.8 T 20V Cupra	115	07/00→02/02		→ 01/02; Scheibenbremse; 	2	24.3727-0165.2 580165	L= 1.641
1.8 T 20V Cupra R	132	07/00→02/02					
1.9 TDI	66	08/96→02/02		08/99→ 01/02; Trommelbremse; 	2	24.3727-0162.2 580162	L= 1.514
1.9 TDI	81	02/97→02/02					
				08/99→ 01/02; Scheibenbremse; 	2	24.3727-0165.2 580165	L= 1.641
				6K-W-169290→; → 07/99; Scheibenbremse; 	2	24.3727-0165.2 580165	L= 1.641
				6K-ZR085726→ 6K-V-000537; Scheibenbremse; 	2	24.3727-2704.2 582704	L= 1.632
				6K-ZR610015→ 6K-V-013236; Scheibenbremse; 	2	24.3727-2704.2 582704	L= 1.632
2.0 i	85	03/93→08/99		6K-W-169290→; → 07/99; Scheibenbremse; 	2	24.3727-0165.2 580165	L= 1.641
2.0 i 16V	110	08/96→08/99					
				6K-ZR085726→ 6K-V-000537; Scheibenbremse; 	2	24.3727-2704.2 582704	L= 1.632
				6K-ZR610015→ 6K-V-013236; Scheibenbremse; 	2	24.3727-2704.2 582704	L= 1.632
SEAT - IBIZA III (6L1) 02/02→11/09							
 Radbremszylinder							
1.2	44 - 47	02/02→05/08	➡	6L-7-108 001→	2	24.3217-0908.3 020167	ALU
1.2 12V	51	05/06→11/09	➡	→ 6L-7-108 000		24.3219-0909.3 020188	ALU
1.4 16V	55 - 74	02/02→11/09					
1.4 TDI	51 - 59	05/02→11/09					
1.6	74	02/03→11/09					
1.6 16V	77	11/06→11/09					
1.9 SDI	47	02/02→12/05					
1.9 TDI	74 - 96	02/02→11/09					
1.9 TDI Cupra R	118	03/04→02/08					
1.9 TDI Joya Racer	112	07/03→06/04					
2.0	85	04/02→11/09					
Zubehörsatz, Bremsbacken							
1.2	44 - 47	02/02→05/08	➡			03.0137-9168.2 669168	VW
1.2 12V	51	05/06→11/09					
➔							



























	kW			 	! #		
SEAT - IBIZA III (6L1) 02/02→11/09							
Zubehörsatz, Bremsbacken							
1.4 16V	55 - 74	02/02→11/09	➔			03.0137-9168.2 669168	VW
1.4 TDI	51 - 59	05/02→11/09					
1.6	74	02/03→11/09					
1.6 16V	77	11/06→11/09					
1.9 SDI	47	02/02→12/05					
1.9 TDI	74 - 96	02/02→11/09					
1.9 TDI Cupra R	118	03/04→02/08					
1.9 TDI Joya Racer	112	07/03→06/04					
2.0	85	04/02→11/09					
 Bremstrommel							
1.2	44 - 47	02/02→05/08	➔			24.0220-0037.1 480161	Ø 240 x 50,1 / 201,5
1.2 12V	51	05/06→11/09					
1.4 16V	55 - 74	02/02→11/09					
1.4 TDI	51 - 59	05/02→11/09					
1.6	74	02/03→11/09					
1.6 16V	77	11/06→11/09					
1.9 SDI	47	02/02→12/05					
1.9 TDI	74 - 96	02/02→11/09					
1.9 TDI Cupra R	118	03/04→02/08					
1.9 TDI Joya Racer	112	07/03→06/04					
2.0	85	04/02→11/09					
 Bremsbackensatz							
1.2	44 - 47	02/02→05/08	➔			03.0137-0268.2 650268	VW Ø 200 x 40 + HEB
1.2 12V	51	05/06→11/09	➔	6L-7-108 001→		03.0520-4817.3 694817	Ø 200 x 40 + RZ / + Zub TopKit
1.4 16V	55 - 74	02/02→11/09	➔	→ 6L-7-108 000		03.0520-8219.3 698219	VW Ø 200 x 40 + RZ / + Zub TopKit
1.4 TDI	51 - 59	05/02→11/09					
1.6	74	02/03→11/09					
1.6 16V	77	11/06→11/09					
1.9 SDI	47	02/02→12/05					
1.9 TDI	74 - 96	02/02→11/09					
1.9 TDI Cupra R	118	03/04→02/08					
1.9 TDI Joya Racer	112	07/03→06/04					
2.0	85	04/02→11/09					
 Seilzug, Feststellbremse							
1.2	44 - 47	02/02→05/08		+PR 1KD / 1KK / 1KS / 1KT / 1SE / 1SJ; für Fahrzeuge mit Schlechtwegeausführung; Scheibenbremse; ⚠	2	24.3727-0176.2 580176	L= 1.640
1.2 12V	51	05/06→11/09				24.3727-0198.2 580198	L= 1.645
1.4 16V	55 - 74	02/02→11/09		+PR 1KD / 1KK / 1KS / 1KT / 1SE / 1SJ; für Fahrzeuge ohne Schlechtwegeausführung; Scheibenbremse; ⚠	2	24.3727-0197.2 580197	L= 1.645
1.4 TDI	51 - 59	05/02→11/09					
1.6	74	02/03→11/09		+PR 1JB / 1KM; für Fahrzeuge ohne Schlechtwegeausführung; Trommelbremse; ⚠	2	24.3727-0199.2 580199	L= 1.580
1.6 16V	77	11/06→11/09					
1.8 T Cupra R	132	01/04→02/08					
1.8 T FR	110	12/03→05/08					
1.9 SDI	47	02/02→12/05		+PR 1JB / 1KM; für Fahrzeuge mit Schlechtwegeausführung; Trommelbremse; ⚠	2	24.3727-2504.2 582504	L= 1.580
1.9 TDI	74 - 96	02/02→11/09					
1.9 TDI Cupra R	118	03/04→02/08					
1.9 TDI Joya Racer	112	07/03→06/04					
2.0	85	04/02→11/09					
SEAT - IBIZA IV (6J5, 6P1) 03/08→12/17							
 Radbremszylinder							
1.0	55	05/15→06/17	➔	+PR 1KM	2	24.3219-0909.3 020188	ALU
1.0 TSI	70 - 81	05/15→06/17					
1.2	44	07/09→05/11					
1.2 TDI	55	06/10→03/12					
1.2 TSI	63 - 81	09/10→06/17					
1.4 TDI	55 - 77	07/08→06/17					
1.6	81	07/15→06/17					
1.6 LPG	60	05/11→05/15					
1.9 TDI	66	07/08→06/10					
➔							
























	kw			 	! #		
SEAT - IBIZA IV (6J5, 6P1) 03/08→12/17							
 Radbremszylinder							
1.2 1.2 LPG 1.4 1.4 LPG 1.6 1.9 TDI	51 51 63 63 77 77	03/08→05/15 03/08→05/11 03/08→05/15 03/08→05/11 05/08→03/12 03/08→06/10	➔	07/08→; +PR 1KM	2	24.3219-0909.3 020188	ALU
Zubehörsatz, Bremsbacken							
1.0 1.0 TSI	55 70 - 81	05/15→06/17 05/15→06/17	➔	+PR 1KM		03.0137-9168.2 669168	VW
1.2 1.2 TDI 1.2 TSI	44 55 63 - 81	07/09→05/11 06/10→03/12 09/10→06/17					
1.4 TDI	55 - 77	07/08→06/17					
1.6 1.6 LPG 1.9 TDI	81 60 66	07/15→06/17 05/11→05/15 07/08→06/10					
1.2 1.2 LPG 1.4 1.4 LPG 1.6 1.9 TDI	51 51 63 63 77 77	03/08→05/15 03/08→05/11 03/08→05/15 03/08→05/11 05/08→03/12 03/08→06/10	➔	07/08→; +PR 1KM		03.0137-9168.2 669168	VW
 Bremstrommel							
1.0 1.0 TSI	55 70 - 81	05/15→06/17 05/15→06/17	➔	+PR 1KM		24.0220-0037.1 480161	Ø 240 x 50,1 / 201,5
1.2 1.2 TDI 1.2 TSI	44 55 63 - 81	07/09→05/11 06/10→03/12 09/10→06/17					
1.4 TDI	55 - 77	07/08→06/17					
1.6 1.6 LPG 1.9 TDI	81 60 66	07/15→06/17 05/11→05/15 07/08→06/10					
1.2 1.2 LPG 1.4 1.4 LPG 1.6 1.9 TDI	51 51 63 63 77 77	03/08→05/15 03/08→05/11 03/08→05/15 03/08→05/11 05/08→03/12 03/08→06/10	➔	07/08→; +PR 1KM		24.0220-0037.1 480161	Ø 240 x 50,1 / 201,5
 Bremsbackensatz							
1.0 1.0 TSI	55 70 - 81	05/15→06/17 05/15→06/17	➔	+PR 1KM		03.0137-0268.2 650268 03.0520-8219.3 698219	VW Ø 200 x 40 + HEB VW Ø 200 x 40 + RZ / + Zub TopKit
1.2 1.2 TDI 1.2 TSI	44 55 63 - 81	07/09→05/11 06/10→03/12 09/10→06/17					
1.4 TDI	55 - 77	07/08→06/17					
1.6 1.6 LPG 1.9 TDI	81 60 66	07/15→06/17 05/11→05/15 07/08→06/10					
1.2 1.2 LPG 1.4 1.4 LPG 1.6 1.9 TDI	51 51 63 63 77 77	03/08→05/15 03/08→05/11 03/08→05/15 03/08→05/11 05/08→03/12 03/08→06/10	➔	07/08→; +PR 1KM		03.0137-0268.2 650268 03.0520-8219.3 698219	VW Ø 200 x 40 + HEB VW Ø 200 x 40 + RZ / + Zub TopKit
 Seilzug, Feststellbremse							
1.0 1.0 TSI	55 70 - 81	05/15→06/17 05/15→06/17		Trommelbremse; ⚠	2	24.3727-3402.2 583402	L= 1.588
1.2 1.2 TDI 1.2 TSI	44 55 63 - 81	07/09→05/11 06/10→03/12 09/10→06/17		Scheibenbremse; ⚠	2	24.3727-3403.2 583403	L= 1.642
1.4 TDI	55 - 77	07/08→06/17					
1.6 1.6 LPG 1.9 TDI	81 60 66	07/15→06/17 05/11→05/15 07/08→06/10					
1.2	51	03/08→05/15		07/08→; Trommelbremse; ⚠	2	24.3727-3402.2 583402	L= 1.588























	kw			 	! #		
SEAT - IBIZA IV (6J5, 6P1) 03/08→12/17							
 Seilzug, Feststellbremse							
1.2 LPG 1.4 1.4 LPG 1.6 1.9 TDI	51 63 63 77 77	03/08→05/11 03/08→05/15 03/08→05/11 05/08→03/12 03/08→06/10		07/08→; Scheibenbremse; 	2	24.3727-3403.2 583403	L= 1.642
1.4 TSI	103	10/13→05/15		12/13→; Scheibenbremse; 	2	24.3727-3403.2 583403	L= 1.642
1.4 TSI 2.0 2.0 TDI	110 85 105	06/09→06/17 10/08→05/15 01/10→05/15		Scheibenbremse; 	2	24.3727-3403.2 583403	L= 1.642
1.6 TDI	55 - 77	05/09→05/15		06/09→; Scheibenbremse; 	2	24.3727-3403.2 583403	L= 1.642
SEAT - IBIZA IV Kasten/Schrägheck (6J1) 04/08→05/15							
 Radbremszylinder							
1.2 1.2 TDI	51 55	04/08→05/15 05/10→05/15		+PR 1KM		24.3219-0909.3 020188	ALU
Zubehörsatz, Bremsbacken							
1.2 1.2 TDI	51 55	04/08→05/15 05/10→05/15		+PR 1KM		03.0137-9168.2 669168	VW
 Bremstrommel							
1.2 1.2 TDI	51 55	04/08→05/15 05/10→05/15		+PR 1KM		24.0220-0037.1 480161	Ø 240 x 50,1 / 201,5
 Bremsbackensatz							
1.2 1.2 TDI	51 55	04/08→05/15 05/10→05/15		+PR 1KM		03.0137-0268.2 650268 03.0520-8219.3 698219	VW Ø 200 x 40 + HEB VW Ø 200 x 40 + RZ / + Zub TopKit
 Seilzug, Feststellbremse							
1.2 1.2 TDI	51 55	04/08→05/15 05/10→05/15		Trommelbremse; 	2	24.3727-3402.2 583402	L= 1.588
				Scheibenbremse; 	2	24.3727-3403.2 583403	L= 1.642
1.6 TDI	66	05/09→05/15		06/09→; Scheibenbremse; 	2	24.3727-3403.2 583403	L= 1.642
SEAT - IBIZA IV SC (6J1, 6P5) 06/08→12/18							
 Radbremszylinder							
1.0 1.0 TSI 1.2 1.2 TDI 1.2 TSI 1.4 1.4 LPG 1.4 TDI 1.6 1.6 LPG 1.9 TDI	55 70 - 81 44 - 51 55 63 - 81 63 63 55 - 77 77 - 81 60 66 - 77	05/15→12/16 05/15→12/16 07/08→05/15 05/10→05/15 09/10→12/16 07/08→05/15 07/08→05/11 07/08→12/16 07/08→12/16 05/11→05/15 06/08→06/10		+PR 1KM	2	24.3219-0909.3 020188	ALU
Zubehörsatz, Bremsbacken							
1.0 1.0 TSI 1.2 1.2 TDI 1.2 TSI 1.4 1.4 LPG 1.4 TDI 1.6 1.6 LPG 1.9 TDI	55 70 - 81 44 - 51 55 63 - 81 63 63 55 - 77 77 - 81 60 66 - 77	05/15→12/16 05/15→12/16 07/08→05/15 05/10→05/15 09/10→12/16 07/08→05/15 07/08→05/11 07/08→12/16 07/08→12/16 05/11→05/15 06/08→06/10		+PR 1KM		03.0137-9168.2 669168	VW
→							



















	kW			 	! #		
SEAT - IBIZA IV SC (6J1, 6P5) 06/08→12/18							
 Bremstrommel							
1.0 1.0 TSI	55 70 - 81	05/15→12/16 05/15→12/16	➔	+PR 1KM		24.0220-0037.1 480161	Ø 240 x 50,1 / 201,5
1.2	44 - 51	07/08→05/15					
1.2 TDI	55	05/10→05/15					
1.2 TSI	63 - 81	09/10→12/16					
1.4	63	07/08→05/15					
1.4 LPG	63	07/08→05/11					
1.4 TDI	55 - 77	07/08→12/16					
1.6	77 - 81	07/08→12/16					
1.6 LPG	60	05/11→05/15					
1.9 TDI	66 - 77	06/08→06/10					
 Bremsbackensatz							
1.0 1.0 TSI	55 70 - 81	05/15→12/16 05/15→12/16	➔	+PR 1KM		03.0137-0268.2 650268 03.0520-8219.3 698219	VW Ø 200 x 40 + HEB VW Ø 200 x 40 + RZ / + Zub TopKit
1.2	44 - 51	07/08→05/15					
1.2 TDI	55	05/10→05/15					
1.2 TSI	63 - 81	09/10→12/16					
1.4	63	07/08→05/15					
1.4 LPG	63	07/08→05/11					
1.4 TDI	55 - 77	07/08→12/16					
1.6	77 - 81	07/08→12/16					
1.6 LPG	60	05/11→05/15					
1.9 TDI	66 - 77	06/08→06/10					
 Seilzug, Feststellbremse							
1.0 1.0 TSI	55 70 - 81	05/15→12/16 05/15→12/16		Trommelbremse; 	2	24.3727-3402.2 583402	L= 1.588
1.2	44 - 51	07/08→05/15		Scheibenbremse; 	2	24.3727-3403.2 583403	L= 1.642
1.2 TDI	55	05/10→05/15					
1.2 TSI	63 - 81	09/10→12/16					
1.4	63	07/08→05/15					
1.4 LPG	63	07/08→05/11					
1.4 TDI	55 - 77	07/08→12/16					
1.6	77 - 81	07/08→12/16					
1.6 LPG	60	05/11→05/15					
1.9 TDI	66 - 77	06/08→06/10					
1.4 TSI	103	10/13→05/15		12/13→; Scheibenbremse; 	2	24.3727-3403.2 583403	L= 1.642
1.4 TSI	110	01/09→12/16		Scheibenbremse; 	2	24.3727-3403.2 583403	L= 1.642
1.4 TSI Cupra	132	06/09→05/15					
1.6 TDI	55	05/10→06/10					
1.8 TSI Cupra	141	11/15→12/16					
2.0	85	10/08→05/15					
2.0 TDI	105	01/10→05/15					
1.6 TDI	66 - 77	05/09→05/15		06/09→; Scheibenbremse; 	2	24.3727-3403.2 583403	L= 1.642
SEAT - IBIZA IV ST (6J8, 6P8) 03/10→07/16							
 Radbremszylinder							
1.0 1.0 TSI	55 70 - 81	05/15→07/16 05/15→07/16	➔	+PR 1KM	2	24.3219-0909.3 020188	ALU
1.2	44 - 51	05/10→05/15					
1.2 TDI	55	04/10→05/15					
1.2 TSI	63 - 81	09/10→07/16					
1.4	63	03/10→05/15					
1.4 TDI	55 - 77	05/15→07/16					
1.6 ➔	77	02/12→05/15					








	kW			 	! #		
SEAT - IBIZA IV ST (6J8, 6P8) 03/10→07/16							
Zubehörsatz, Bremsbacken							
1.0 1.0 TSI	55 70 - 81	05/15→07/16 05/15→07/16	➔	+PR 1KM		03.0137-9168.2 669168	VW
1.2	44 - 51	05/10→05/15					
1.2 TDI	55	04/10→05/15					
1.2 TSI	63 - 81	09/10→07/16					
1.4	63	03/10→05/15					
1.4 TDI	55 - 77	05/15→07/16					
1.6	77	02/12→05/15					
 Bremstrommel							
1.0 1.0 TSI	55 70 - 81	05/15→07/16 05/15→07/16	➔	+PR 1KM		24.0220-0037.1 480161	Ø 240 x 50,1 / 201,5
1.2	44 - 51	05/10→05/15					
1.2 TDI	55	04/10→05/15					
1.2 TSI	63 - 81	09/10→07/16					
1.4	63	03/10→05/15					
1.4 TDI	55 - 77	05/15→07/16					
1.6	77	02/12→05/15					
 Bremsbackensatz							
1.0 1.0 TSI	55 70 - 81	05/15→07/16 05/15→07/16	➔	+PR 1KM		03.0137-0268.2 650268 03.0520-8219.3 698219	VW Ø 200 x 40 + HEB VW Ø 200 x 40 + RZ / + Zub TopKit
1.2	44 - 51	05/10→05/15					
1.2 TDI	55	04/10→05/15					
1.2 TSI	63 - 81	09/10→07/16					
1.4	63	03/10→05/15					
1.4 TDI	55 - 77	05/15→07/16					
1.6	77	02/12→05/15					
 Seilzug, Feststellbremse							
1.0 1.0 TSI	55 70 - 81	05/15→07/16 05/15→07/16		Trommelbremse; ⚠	2	24.3727-3402.2 583402	L= 1.588
				Scheibenbremse; ⚠	2	24.3727-3403.2 583403	L= 1.642
1.2	44 - 51	05/10→05/15					
1.2 TDI	55	04/10→05/15					
1.2 TSI	63 - 81	09/10→07/16					
1.4	63	03/10→05/15					
1.4 TDI	55 - 77	05/15→07/16					
1.6	77	02/12→05/15					
1.4 TSI	103	10/13→05/15		12/13→; Scheibenbremse; ⚠	2	24.3727-3403.2 583403	L= 1.642
1.4 TSI	110	02/12→07/16		Scheibenbremse; ⚠	2	24.3727-3403.2 583403	L= 1.642
1.6 TDI	66 - 77	03/10→05/15					
SEAT - IBIZA V (KJ1, KJG) 01/17→							
 Radbremszylinder							
1.0	48 - 55	01/17→	➔	+PR 1KA / 1KG	2	24.3220-1757.3 020605	ALU
1.0 MPi	59	07/18→					
1.0 TGI	66	11/17→					
1.0 TSI	70 - 85	01/17→					
1.5 TSI	110	07/17→					
1.6	81	05/17→					
1.6 TDI	59 - 85	09/17→					
Zubehörsatz, Bremsbacken							
1.0	48 - 55	01/17→	➔	+PR 1KA		03.0137-9309.2 669309	AP
1.0 MPi	59	07/18→	➔	+PR 1KG		03.0137-9317.2 669317	
1.0 TGI	66	11/17→					
1.0 TSI	70 - 85	01/17→					
1.5 TSI	110	07/17→					
→							


























	kw			 	! #		
SEAT - IBIZA V (KJ1, KJG) 01/17→							
Zubehörsatz, Bremsbacken							
1.6 1.6 TDI	81 59 - 85	05/17→ 09/17→	➡	+PR 1KA		03.0137-9309.2 669309	AP
			➡	+PR 1KG		03.0137-9317.2 669317	
 Bremsbackensatz							
1.0	48 - 55	01/17→	➡	+PR 1KG		03.0137-0539.2 650539	Ø 203 x 38 + HEB
1.0 MPi 1.0 TGI 1.0 TSI	59 66 70 - 85	07/18→ 11/17→ 01/17→	➡	+PR 1KA		03.0137-0540.2 650540	Ø 228 x 42 + HEB
1.5 TSI 1.6 1.6 TDI	110 81 59 - 85	07/17→ 05/17→ 09/17→					
SEAT - INCA (6K9) 11/95→11/03							
 Radbremszylinder							
1.4 16V 1.4 i 1.6 i 1.7 D 1.9 D 1.9 SDI 1.9 TDI	55 44 55 42 47 47 66	04/00→06/03 11/95→06/03 11/95→09/00 09/96→06/03 11/95→06/03 11/95→06/03 09/96→06/03	➡			24.3220-0909.3 020210	ALU
Zubehörsatz, Bremsbacken							
1.4 16V	55	04/00→06/03	➡			03.0137-9149.2 669149 03.0137-9164.2 669164	
1.4 i 1.6 i 1.7 D 1.9 D 1.9 SDI 1.9 TDI	44 55 42 47 47 66	11/95→06/03 11/95→09/00 09/96→06/03 11/95→06/03 11/95→06/03 09/96→06/03	➡	9K-X-023408→		03.0137-9149.2 669149	
			➡	→ 9K-X-023407		03.0137-9164.2 669164	
 Bremstrommel							
1.4 16V	55	04/00→06/03	➡			24.0223-0015.1 480073 24.0223-0019.1 480176 24.0223-0020.1 480177	Ø 275 x 51 / 231 - RLG Ø 275 x 50,5 / 231 - RLG / + ABS Ring Ø 290 x 39,7 / 231,5
1.4 i 1.6 i 1.7 D 1.9 D 1.9 SDI 1.9 TDI	44 55 42 47 47 66	11/95→06/03 11/95→09/00 09/96→06/03 11/95→06/03 11/95→06/03 09/96→06/03	➡	- ABS; → 9K-X-023407		24.0223-0015.1 480073	Ø 275 x 51 / 231 - RLG
			➡	+ ABS; → 9K-X-023407		24.0223-0019.1 480176	Ø 275 x 50,5 / 231 - RLG / + ABS Ring
			➡	9K-X-023408→		24.0223-0020.1 480177	Ø 290 x 39,7 / 231,5
 Bremsbackensatz							
1.4 16V	55	04/00→06/03	➡			03.0137-0264.2 650264 03.0137-0357.2 650357 03.0520-6120.3 696120 03.0520-6920.3 696920 03.0525-0009.3 EQ0009	Ø 230 x 40 + HEB Ø 230 x 32 + HEB VW Ø 230 x 40 + RZ / + Zub TopKit Ø 230 x 32 + RZ / + Zub TopKit VW Ø 230 x 40 - RZ / + Zub Easy Quick
1.4 i 1.6 i 1.7 D 1.9 D 1.9 SDI 1.9 TDI	44 55 42 47 47 66	11/95→06/03 11/95→09/00 09/96→06/03 11/95→06/03 11/95→06/03 09/96→06/03	➡	→ 9K-X-023407		03.0137-0264.2 650264 03.0520-6120.3 696120 03.0525-0009.3 EQ0009	Ø 230 x 40 + HEB VW Ø 230 x 40 + RZ / + Zub TopKit VW Ø 230 x 40 - RZ / + Zub Easy Quick
			➡	9K-X-023408→		03.0137-0357.2 650357 03.0520-6920.3 696920	Ø 230 x 32 + HEB Ø 230 x 32 + RZ / + Zub TopKit
 Seilzug, Feststellbremse							
1.4 16V 1.4 i 1.6 i 1.7 D 1.9 D 1.9 SDI 1.9 TDI	55 44 55 42 47 47 66	04/00→06/03 11/95→06/03 11/95→09/00 09/96→06/03 11/95→06/03 11/95→06/03 09/96→06/03		Trommelbremse; 	2	24.3727-2700.2 582700	L= 1.671

















	kw			 	! #		
SEAT - LEON (1M1) 11/99→06/06							
 Seilzug, Feststellbremse							
1.4 16V 1.6 1.6 16 V 1.8 20V 1.8 20V T 1.8 20V T 4 1.8 T Cupra R 1.9 SDI 1.9 TDI 1.9 TDI Syncro 2.8 Cupra 4	55 74 77 92 132 132 165 50 66 - 96 110 150	11/99→06/06 11/99→06/06 09/00→06/06 11/99→06/06 11/99→06/06 11/99→06/06 07/03→06/06 11/99→06/06 11/99→06/06 05/02→06/06 02/01→06/06		→ 07/05; Scheibenbremse; 	2	24.3727-0173.2 580173	L= 1.693
1.8 T Cupra R	154	02/02→06/06		05/02→ 07/05; Scheibenbremse; 	2	24.3727-0173.2 580173	L= 1.693
1.9 TDI	110	09/00→06/06		02/01→ 07/05; Scheibenbremse; 	2	24.3727-0173.2 580173	L= 1.693
2.8	150	05/02→06/04		Scheibenbremse; 	2	24.3727-0173.2 580173	L= 1.693
SEAT - LEON (1P1) 05/05→12/13							
 Seilzug, Feststellbremse							
1.2 TSI 1.4 16V 1.4 TSI 1.6 LPG 1.6 MultiFuel 1.6 TDI 1.8 TSI 2.0 Cupra R 2.0 TDI 2.0 TFSI	77 63 92 75 75 66 - 77 118 195 125 155	02/10→12/12 06/06→12/12 11/07→12/12 12/09→12/12 07/05→08/13 02/10→12/12 06/07→12/12 09/09→12/12 05/06→12/12 06/09→12/12		→ 10/12; Scheibenbremse; 	2	24.3727-0195.2 580195 24.3727-2708.2 582708	L= 1.447 L= 1.447
1.6 2.0 TDI 16V	75 103	07/05→12/12 07/05→12/12		08/05→ 10/12; Scheibenbremse; 	2	24.3727-0195.2 580195 24.3727-2708.2 582708	L= 1.447 L= 1.447
1.9 TDI 2.0 TDI 2.0 TFSI	66 103 136 - 177	06/07→12/10 10/05→10/10 09/05→05/11		Scheibenbremse; 	2	24.3727-0195.2 580195 24.3727-2708.2 582708	L= 1.447 L= 1.447
1.9 TDI 2.0 FSI 2.0 TDI 2.0 TFSI	77 110 100 147	07/05→12/10 07/05→05/10 07/05→05/10 05/05→03/09		08/05→; Scheibenbremse; 	2	24.3727-0195.2 580195 24.3727-2708.2 582708	L= 1.447 L= 1.447
SEAT - LEON (5F1) 09/12→							
 Seilzug, Feststellbremse							
1.0 TSi 1.0 TSI 1.2 TSI 1.4 TSI 1.5 TGi 1.5 TSI 1.6 TDI 1.8 TSI 2.0 Cupra 2.0 Cupra R 2.0 TDI 2.0 TSI	63 85 63 - 81 90 - 110 96 96 - 110 66 - 81 132 195 - 221 228 81 - 135 140	09/18→ 05/15→ 12/12→ 09/12→ 10/18→ 09/18→ 11/12→ 02/13→ 10/13→ 11/17→ 09/12→ 09/18→		+PR 0N4 / 0B2; Scheibenbremse; 	1	24.3727-2709.2 582709	L= 1.463
1.4 TGI	81	02/13→		10/13→; +PR 0N4 / 0B2; Scheibenbremse; 	1	24.3727-2709.2 582709	L= 1.463
1.6 TDI	85	11/16→		01/17→; +PR 0N4 / 0B2; Scheibenbremse; 	1	24.3727-2709.2 582709	L= 1.463
SEAT - LEON Kasten/Schrägheck (5F1) 09/12→							
 Seilzug, Feststellbremse							
1.0 TSI 1.2 TSI 1.4 TSI 1.6 TDI 1.8 TFSI 2.0 Cupra →	85 63 - 81 90 - 110 66 - 81 132 213 - 221	05/15→ 01/13→ 09/12→ 09/12→10/16 02/13→ 09/15→		+PR 0N4 / 0B2; Scheibenbremse; 	1	24.3727-2709.2 582709	L= 1.463












	kw			 	! #		
SEAT - LEON Kasten/Schrägheck (5F1) 09/12→							
 Seilzug, Feststellbremse							
2.0 TDI	110 - 135	10/12→		+PR 0N4 / 0B2; Scheibenbremse; 	1	24.3727-2709.2 582709	L= 1.463
1.6 TDI	85	11/16→		01/17→; +PR 0N4 / 0B2; Scheibenbremse; 	1	24.3727-2709.2 582709	L= 1.463
SEAT - LEON SC (5F5) 01/13→							
 Seilzug, Feststellbremse							
1.0 TSI 1.2 TSI	85 63 - 81	05/15→08/18 01/13→08/18		+PR 0N4 / 0B2; Scheibenbremse; 	1	24.3727-2709.2 582709	L= 1.463
1.4 TSI	90 - 110	02/13→08/18					
1.6 TDI	66 - 81	02/13→08/18					
1.8 TSI 2.0 Cupra	132 195 - 221	02/13→08/18 10/13→08/18					
2.0 TDI	81 - 135	02/13→					
1.6 TDI	85	11/16→08/18		01/17→; +PR 0N4 / 0B2; Scheibenbremse; 	1	24.3727-2709.2 582709	L= 1.463
SEAT - LEON ST (5F8) 09/12→							
 Seilzug, Feststellbremse							
1.0 TSi 1.0 TSI 1.2 TSI	63 85 63 - 81	09/18→ 05/15→ 08/13→		+PR 0N4 / 0B2; Scheibenbremse; 	1	24.3727-2709.2 582709	L= 1.463
1.4 TGI 1.4 TSI	81 90 - 110	10/13→ 09/12→					
1.5 TGI 1.5 TSI	96 96 - 110	10/18→ 09/18→					
1.6 TDI	66 - 81	09/13→					
1.6 TDI 4Drive	77 - 85	04/14→					
1.8 TSI 1.8 TSI 4Drive	132 132	10/13→ 11/14→					
2.0 Cupra	195 - 221	10/13→					
2.0 Cupra 4Drive 2.0 TDI	221 81 - 135	11/16→ 02/13→					
2.0 TDI 4Drive	110 - 135	04/14→					
2.0 TSI 2.0 TSI 4Drive	140 140	09/18→ 09/18→					
1.6 TDI	85	11/16→		01/17→; +PR 0N4 / 0B2; Scheibenbremse; 	1	24.3727-2709.2 582709	L= 1.463
SEAT - LEON ST Kasten/Kombi (5F8) 01/13→							
 Seilzug, Feststellbremse							
1.0 TSI 1.2 TSI	85 63 - 81	05/15→ 01/13→		+PR 0N4 / 0B2; Scheibenbremse; 	1	24.3727-2709.2 582709	L= 1.463
1.4 TSI 1.6 TDI	110 81	05/14→ 09/13→					
1.8 TFSI 2.0 Cupra	132 206 - 221	10/13→ 10/13→					
2.0 Cupra 4Drive 2.0 TDI	221 110 - 135	11/16→ 04/13→					
2.0 TDI 4Drive	110 - 135	09/14→					
1.6 TDI	85	11/16→		01/17→; +PR 0N4 / 0B2; Scheibenbremse; 	1	24.3727-2709.2 582709	L= 1.463
SEAT - MARBELLA (28A) 08/86→05/99							
 Radbremsszylinder							
0.9 0.9 Cat	32 30	07/97→10/98 11/96→10/98			2	24.3219-0803.3 020183	GG
Zubehörsatz, Bremsbacken							
0.9 →	32	07/97→10/98				03.0137-9021.2 669021	Fiat




























	kw					! #		
SEAT - MARBELLA (28A) 08/86→05/99								
Zubehörsatz, Bremsbacken								
0.9 Cat	30	11/96→10/98	➔				03.0137-9021.2 669021	Fiat
 Bremstrommel								
0.9 0.9 Cat	32 30	07/97→10/98 11/96→10/98	➔				24.0218-5001.1 480012	Ø 219 x 37 / 186,8
 Bremsbackensatz								
0.9 0.9 Cat	32 30	07/97→10/98 11/96→10/98	➔				03.0137-0015.2 650015	Fiat Ø 185 x 31
 Seilzug, Feststellbremse								
0.9 0.9 Cat	32 30	07/97→10/98 11/96→10/98		Trommelbremse; ↓	1		24.3727-0503.2 580503	L= 2.670
SEAT - MARBELLA Kasten/Schrägheck (028A) 11/86→05/99								
 Radbremszylinder								
0.9	30	05/95→05/99	➔				24.3219-0803.3 020183	GG
Zubehörsatz, Bremsbacken								
0.9	30	05/95→05/99	➔				03.0137-9021.2 669021	Fiat
 Bremstrommel								
0.9	30	05/95→05/99	➔				24.0218-5001.1 480012	Ø 219 x 37 / 186,8
 Bremsbackensatz								
0.9	30	05/95→05/99	➔				03.0137-0015.2 650015	Fiat Ø 185 x 31
 Seilzug, Feststellbremse								
0.9	30	05/95→05/99		Trommelbremse; ↓	1		24.3727-0503.2 580503	L= 2.670
SEAT - Mii (KF1, KE1) 10/11→								
 Radbremszylinder								
1.0	44 - 55	10/11→07/19	➔	05/12→	2		24.3217-0908.3 020167	ALU
1.0 EcoFuel	50	10/12→07/19	➔		2		24.3217-0908.3 020167	ALU
electric	61	01/20→	➔				24.3219-0909.3 020188	ALU
Zubehörsatz, Bremsbacken								
1.0	44 - 55	10/11→07/19	➔	05/12→			03.0137-9168.2 669168	VW
1.0 EcoFuel	50	10/12→07/19	➔				03.0137-9168.2 669168	VW
 Bremstrommel								
1.0	44 - 55	10/11→07/19	➔	05/12→			24.0220-0032.1 480130	Ø 240 x 50,1 / 201,5
1.0 EcoFuel electric	50 61	10/12→07/19 01/20→	➔				24.0220-0032.1 480130	Ø 240 x 50,1 / 201,5
 Bremsbackensatz								
1.0	44 - 55	10/11→07/19	➔	05/12→			03.0137-0268.2 650268 03.0520-4817.3 694817	VW Ø 200 x 40 + HEB Ø 200 x 40 + RZ / + Zub TopKit
1.0 EcoFuel	50	10/12→07/19	➔				03.0137-0268.2 650268 03.0520-4817.3 694817	VW Ø 200 x 40 + HEB Ø 200 x 40 + RZ / + Zub TopKit
electric	61	01/20→	➔				03.0137-0268.2 650268 03.0520-8219.3 698219	VW Ø 200 x 40 + HEB VW Ø 200 x 40 + RZ / + Zub TopKit
SEAT - TOLEDO I (1L2) 01/91→10/99								
 Radbremszylinder								
1.6 i 1.9 D 1.9 TD	54 50 55	05/91→03/99 05/91→03/99 05/91→03/99	➔	09/91→ 09/98	2		03.3217-2112.3 020027 24.3217-0908.3 020167	GG ALU
1.6 i 1.9 D 1.9 TDI	55 - 74 47 66 - 81	01/93→03/99 12/95→03/99 08/95→03/99	➔	→ 09/98	2		03.3217-2112.3 020027 24.3217-0908.3 020167	GG ALU
→								












	kW			 	! #		
SEAT - TOLEDO I (1L2) 01/91→10/99							
Zubehörsatz, Bremsbacken							
1.6 i	54	05/91→03/99	➡	09/91→; → 1L-ZD310000		03.0137-9008.2 669008	
			➡	→ 09/98; 1L-ZD310001→		03.0137-9168.2 669168	VW
1.6 i	55 - 74	01/93→03/99	➡	→ 1L-ZD310000		03.0137-9008.2 669008	
			➡	→ 09/98; 1L-ZD310001→		03.0137-9168.2 669168	VW
1.9 D 1.9 TDI	47 66 - 81	12/95→03/99 08/95→03/99	➡	→ 09/98		03.0137-9168.2 669168	VW
1.9 D 1.9 TD	50 55	05/91→03/99 05/91→03/99	➡	09/91→ 09/98		03.0137-9168.2 669168	VW
Bremstrommel							
1.6 i	54	05/91→03/99	➡	09/91→; → 1L-ZD310000		24.0218-0007.1 480003	Ø 211,5 x 38,5 / 181 - RLG
			➡	→ 09/98; 1L-ZD310001→		24.0218-0707.2 480211	Ø 211,5 x 38,5 / 181 + RLG
			➡			24.0220-0018.1 480019	Ø 240 x 50 / 201 - RLG / - ABS Ring
			➡			24.0220-0718.2 480209	Ø 240 x 50 / 201 + RLG / - ABS Ring
1.6 i	55 - 74	01/93→03/99	➡	→ 1L-ZD310000		24.0218-0007.1 480003	Ø 211,5 x 38,5 / 181 - RLG
			➡	→ 09/98; 1L-ZD310001→		24.0218-0707.2 480211	Ø 211,5 x 38,5 / 181 + RLG
			➡			24.0220-0018.1 480019	Ø 240 x 50 / 201 - RLG / - ABS Ring
			➡			24.0220-0718.2 480209	Ø 240 x 50 / 201 + RLG / - ABS Ring
1.9 D 1.9 TDI	47 66 - 81	12/95→03/99 08/95→03/99	➡	→ 09/98		24.0220-0018.1 480019	Ø 240 x 50 / 201 - RLG / - ABS Ring
			➡			24.0220-0718.2 480209	Ø 240 x 50 / 201 + RLG / - ABS Ring
1.9 D 1.9 TD	50 55	05/91→03/99 05/91→03/99	➡	09/91→ 09/98		24.0220-0018.1 480019	Ø 240 x 50 / 201 - RLG / - ABS Ring
			➡			24.0220-0718.2 480209	Ø 240 x 50 / 201 + RLG / - ABS Ring
Bremsbackensatz							
1.6 i	54	05/91→03/99	➡	09/91→; → 1L-ZD310000		03.0137-0126.2 650126	Ø 180 x 31 + HEB
			➡			03.0420-0617.3 680617	VW Ø 180 x 31 + RZ / + Zub Kit
			➡			03.0520-3917.3 693917	VW Ø 180 x 31 + RZ / + Zub TopKit
			➡			03.0525-0001.3 EQ0001	VW Ø 180 x 31 - RZ / + Zub Easy Quick
			➡	→ 09/98; 1L-ZD310001→		03.0137-0268.2 650268	VW Ø 200 x 40 + HEB
			➡			03.0420-1517.3 681517	VW Ø 200 x 40 + RZ / + Zub Kit
			➡			03.0520-1517.3 691517	VW Ø 200 x 40 + RZ / + Zub TopKit
1.6 i	55 - 74	01/93→03/99	➡	→ 1L-ZD310000		03.0137-0126.2 650126	Ø 180 x 31 + HEB
			➡			03.0420-0617.3 680617	VW Ø 180 x 31 + RZ / + Zub Kit
			➡			03.0520-3917.3 693917	VW Ø 180 x 31 + RZ / + Zub TopKit
			➡			03.0525-0001.3 EQ0001	VW Ø 180 x 31 - RZ / + Zub Easy Quick
			➡	→ 09/98; 1L-ZD310001→		03.0137-0268.2 650268	VW Ø 200 x 40 + HEB
			➡			03.0420-1517.3 681517	VW Ø 200 x 40 + RZ / + Zub Kit
			➡			03.0520-1517.3 691517	VW Ø 200 x 40 + RZ / + Zub TopKit
1.9 D 1.9 TDI	47 66 - 81	12/95→03/99 08/95→03/99	➡	→ 09/98		03.0137-0268.2 650268	VW Ø 200 x 40 + HEB
			➡			03.0420-1517.3 681517	VW Ø 200 x 40 + RZ / + Zub Kit
			➡			03.0520-1517.3 691517	VW Ø 200 x 40 + RZ / + Zub TopKit
1.9 D 1.9 TD	50 55	05/91→03/99 05/91→03/99	➡	09/91→ 09/98		03.0137-0268.2 650268	VW Ø 200 x 40 + HEB
			➡			03.0420-1517.3 681517	VW Ø 200 x 40 + RZ / + Zub Kit
			➡			03.0520-1517.3 691517	VW Ø 200 x 40 + RZ / + Zub TopKit
Seilzug, Feststellbremse							
1.6 i 1.9 D 1.9 TD	54 50 55	05/91→03/99 05/91→03/99 05/91→03/99		09/91→ 09/98; Trommelbremse; ☑	2	24.3727-0132.2 580132	L= 1.527
1.6 i →	55 - 74	01/93→03/99		→ 09/98; Trommelbremse; ☑	2	24.3727-0132.2 580132	L= 1.527












	kw			 	! #		
SEAT - TOLEDO I (1L2) 01/91→10/99							
 Seilzug, Feststellbremse							
1.9 D 1.9 TDI	47 66 - 81	12/95→03/99 08/95→03/99		→ 09/98; Trommelbremse; 	2	24.3727-0132.2 580132	L= 1.527
1.8 16V	92 - 98	05/91→03/99		09/91→ 03/94; Scheibenbremse; 	2	24.3727-0133.2 580133	L= 1.622
2.0 i	85	05/91→03/99		09/91→ 09/98; Scheibenbremse; 	2	24.3727-0133.2 580133	L= 1.622
2.0 i 16V	110	11/93→03/99		03/94→ 09/98; Scheibenbremse; 	2	24.3727-0133.2 580133	L= 1.622
SEAT - TOLEDO II (1M2) 10/98→05/06							
 Seilzug, Feststellbremse							
1.4 16V 1.6 1.8 20V 1.9 TDI	55 74 92 66 - 110	01/00→05/02 10/98→07/04 10/98→07/04 10/98→05/06		Scheibenbremse; → 1M-Y-006 500; 	2	24.3727-0149.2 580149	L= 1.688
1.9 TDI 4Drive 2.3 V5 2.3 V5 20V	110 110 125	10/00→10/05 10/98→11/00 09/00→11/03		Scheibenbremse; für Fahrzeuge mit Schlechtwegeausführung; → 1M-1B032 674 / 1M-1R037 949; 	2	24.3727-0173.2 580173	L= 1.693
1.6 16V 1.9 TDI	77 96	06/00→05/06 05/03→05/06		→ 09/04; Scheibenbremse; → 1M-Y-006 500; 	2	24.3727-0149.2 580149	L= 1.688
				→ 09/04; Scheibenbremse; 1M-Y-006 501→; 	2	24.3727-0173.2 580173	L= 1.693
				→ 09/04; Scheibenbremse; für Fahrzeuge mit Schlechtwegeausführung; → 1M-1B032 674 / 1M-1R037 949; 	2	24.3727-0173.2 580173	L= 1.693
1.8 20VT	132	09/00→07/04		05/01→; Scheibenbremse; → 1M-Y-006 500; 	2	24.3727-0149.2 580149	L= 1.688
				05/01→; Scheibenbremse; 1M-Y-006 501→; 	2	24.3727-0173.2 580173	L= 1.693
				05/01→; Scheibenbremse; für Fahrzeuge mit Schlechtwegeausführung; → 1M-1B032 674 / 1M-1R037 949; 	2	24.3727-0173.2 580173	L= 1.693
SEAT - TOLEDO III (5P2) 04/04→05/09							
 Seilzug, Feststellbremse							
1.4 16V 1.4 TSI 1.6 1.8 TFSI 1.9 TDI 2.0 FSI 2.0 TDI 2.0 TFSI	63 92 75 118 77 110 103 - 125 147	05/06→05/09 11/07→05/09 10/04→05/09 01/07→05/09 10/04→05/09 10/04→05/09 11/05→05/09 11/05→05/09		→ 03/09; Scheibenbremse; 	2	24.3727-2708.2 582708	L= 1.447
2.0 TDI 2.0 TDI 16V	100 103	09/04→05/09 04/04→05/09		10/04→ 03/09; Scheibenbremse; 	2	24.3727-2708.2 582708	L= 1.447
SEAT - TOLEDO IV (KG3) 07/12→04/19							
 Radbremszylinder							
1.0 TSI 1.2 1.2 TSI 1.4 TDI 1.4 TSI 1.6 1.6 TDI	70 - 81 55 63 - 81 66 90 - 92 77 - 81 66 - 85	05/17→04/19 07/12→06/15 07/12→05/17 05/15→04/19 07/12→04/19 07/13→04/19 07/12→04/19	➔		2	24.3219-1762.3 020550	ALU
Zubehörsatz, Bremsbacken							
1.0 TSI 1.2 1.2 TSI 1.4 TDI 1.4 TSI 1.6 1.6 TDI ➔	70 - 81 55 63 - 81 66 90 - 92 77 - 81 66 - 85	05/17→04/19 07/12→06/15 07/12→05/17 05/15→04/19 07/12→04/19 07/13→04/19 07/12→04/19	➔			03.0137-9309.2 669309	AP











	kW			 	! #		
SEAT - TOLEDO IV (KG3) 07/12→04/19							
 Bremsbackensatz							
1.0 TSI	70 - 81	05/17→04/19	➔			03.0137-0521.2 650521	AP Ø 228 x 33 - HEB
1.2	55	07/12→06/15				03.0520-8519.3 698519	Ø 228 x 33 + RZ / + Zub TopKit
1.2 TSI	63 - 81	07/12→05/17					
1.4 TDI	66	05/15→04/19					
1.4 TSI	90 - 92	07/12→04/19					
1.6	77 - 81	07/13→04/19					
1.6 TDI	66 - 85	07/12→04/19					
 Seilzug, Feststellbremse							
1.0 TSI	70 - 81	05/17→04/19		Scheibenbremse; ⚡	2	24.3727-2710.2 582710	L= 1.780
1.2	55	07/12→06/15		Trommelbremse; ⚡	2	24.3727-2711.2 582711	L= 1.707
1.2 TSI	63 - 81	07/12→05/17					
1.4 TDI	66	05/15→04/19					
1.4 TSI	90 - 92	07/12→04/19					
1.6	77 - 81	07/13→04/19					
1.6 TDI	66 - 85	07/12→04/19					
SKODA - CITIGO (NF1) 10/11→08/19							
 Radbremszylinder							
1.0	44 - 55	10/11→08/19	➔		2	24.3217-0908.3 020167	ALU
1.0 CNG	50	11/12→08/19					
Zubehörsatz, Bremsbacken							
1.0	44 - 55	10/11→08/19	➔	05/12→		03.0137-9168.2 669168	VW
1.0 CNG	50	11/12→08/19	➔			03.0137-9168.2 669168	VW
 Bremstrommel							
1.0	44 - 55	10/11→08/19	➔	05/12→		24.0220-0032.1 480130	Ø 240 x 50,1 / 201,5
1.0 CNG	50	11/12→08/19	➔			24.0220-0032.1 480130	Ø 240 x 50,1 / 201,5
 Bremsbackensatz							
1.0	44 - 55	10/11→08/19	➔	05/12→		03.0137-0268.2 650268	VW Ø 200 x 40 + HEB
						03.0520-4817.3 694817	Ø 200 x 40 + RZ / + Zub TopKit
1.0 CNG	50	11/12→08/19	➔			03.0137-0268.2 650268	VW Ø 200 x 40 + HEB
						03.0520-4817.3 694817	Ø 200 x 40 + RZ / + Zub TopKit
SKODA - E-CITIGO (NE1) 09/19→							
 Radbremszylinder							
e iV	61	09/19→	➔			24.3219-0909.3 020188	ALU
Zubehörsatz, Bremsbacken							
e iV	61	09/19→	➔			03.0137-9168.2 669168	VW
 Bremstrommel							
e iV	61	09/19→	➔			24.0220-0032.1 480130	Ø 240 x 50,1 / 201,5
 Bremsbackensatz							
e iV	61	09/19→	➔			03.0137-0268.2 650268	VW Ø 200 x 40 + HEB
						03.0520-8219.3 698219	VW Ø 200 x 40 + RZ / + Zub TopKit
SKODA - FABIA I (6Y2) 08/99→03/08							
 Radbremszylinder							
1.0	37	12/99→08/02	➔	02/00→	2	24.3219-0909.3 020188	ALU
1.4	50	08/99→05/03					
1.2	40	07/01→04/07	➔	08/02→	2	24.3219-0909.3 020188	ALU
1.2	47	01/03→03/08	➔	→ 12/07	2	24.3219-0909.3 020188	ALU
→							













	kW			 	! #		
SKODA - FABIA I (6Y2) 08/99→03/08							
 Radbremszylinder							
1.4 16V	55 - 74	12/99→03/08	➔	→ 12/07	2	24.3219-0909.3 020188	ALU
1.4 TDI	51 - 59	04/03→03/08					
1.9 SDI	47	12/99→03/08					
1.4	44 - 59	08/00→10/06	➔		2	24.3219-0909.3 020188	ALU
Zubehörsatz, Bremsbacken							
1.0	37	12/99→08/02	➔	02/00→		03.0137-9168.2 669168	VW
1.4	50	08/99→05/03					
1.2	40	07/01→04/07	➔	08/02→		03.0137-9168.2 669168	VW
1.2	47	01/03→03/08	➔	→ 12/07		03.0137-9168.2 669168	VW
1.4 16V	55 - 74	12/99→03/08					
1.4 TDI	51 - 59	04/03→03/08					
1.9 SDI	47	12/99→03/08					
1.4	44 - 59	08/00→10/06	➔			03.0137-9168.2 669168	VW
 Bremstrommel							
1.0	37	12/99→08/02	➔	02/00→		24.0220-0037.1 480161	Ø 240 x 50,1 / 201,5
1.4	50	08/99→05/03					
1.2	40	07/01→04/07	➔	08/02→		24.0220-0037.1 480161	Ø 240 x 50,1 / 201,5
1.2	47	01/03→03/08	➔	→ 12/07		24.0220-0037.1 480161	Ø 240 x 50,1 / 201,5
1.4 16V	55 - 74	12/99→03/08					
1.4 TDI	51 - 59	04/03→03/08					
1.9 SDI	47	12/99→03/08					
1.4	44 - 59	08/00→10/06	➔			24.0220-0037.1 480161	Ø 240 x 50,1 / 201,5
 Bremsbackensatz							
1.0	37	12/99→08/02	➔	02/00→		03.0137-0268.2 650268	VW Ø 200 x 40 + HEB
1.4	50	08/99→05/03				03.0420-4219.3 684219	VW Ø 200 x 40 + RZ / + Zub Kit
						03.0520-8219.3 698219	VW Ø 200 x 40 + RZ / + Zub TopKit
1.2	40	07/01→04/07	➔	08/02→		03.0137-0268.2 650268	VW Ø 200 x 40 + HEB
						03.0420-4219.3 684219	VW Ø 200 x 40 + RZ / + Zub Kit
						03.0520-8219.3 698219	VW Ø 200 x 40 + RZ / + Zub TopKit
1.2	47	01/03→03/08	➔	→ 12/07		03.0137-0268.2 650268	VW Ø 200 x 40 + HEB
1.4 16V	55 - 74	12/99→03/08				03.0420-4219.3 684219	VW Ø 200 x 40 + RZ / + Zub Kit
1.4 TDI	51 - 59	04/03→03/08				03.0520-8219.3 698219	VW Ø 200 x 40 + RZ / + Zub TopKit
1.9 SDI	47	12/99→03/08					
1.4	44 - 59	08/00→10/06	➔			03.0137-0268.2 650268	VW Ø 200 x 40 + HEB
						03.0420-4219.3 684219	VW Ø 200 x 40 + RZ / + Zub Kit
						03.0520-8219.3 698219	VW Ø 200 x 40 + RZ / + Zub TopKit
 Seilzug, Feststellbremse							
1.0	37	12/99→08/02		02/00→; +PR 1JB / 1KK / 1KT; für Fahrzeuge mit Schlechtwegeausführung; Scheibenbremse; ⚠	2	24.3727-0176.2 580176	L= 1.640
1.4	50	08/99→05/03				24.3727-0198.2 580198	L= 1.645
				02/00→; +PR 1JA / 1JD / 1KK / 1KP / 1KQ; Scheibenbremse; ⚠	2	24.3727-0197.2 580197	L= 1.645
				02/00→; +PR 1JA / 1JC / 1JD / 1KM; für Fahrzeuge ohne Schlechtwegeausführung; Trommelbremse; ⚠	2	24.3727-0199.2 580199	L= 1.580
				02/00→; +PR 1JB / 1KM; für Fahrzeuge mit Schlechtwegeausführung; Trommelbremse; ⚠	2	24.3727-2504.2 582504	L= 1.580
1.2	40	07/01→04/07		08/02→; +PR 1JB / 1KK / 1KT; für Fahrzeuge mit Schlechtwegeausführung; Scheibenbremse; ⚠	2	24.3727-0176.2 580176	L= 1.640
						24.3727-0198.2 580198	L= 1.645
				08/02→; +PR 1JA / 1JD / 1KK / 1KP / 1KQ; Scheibenbremse; ⚠	2	24.3727-0197.2 580197	L= 1.645
→							












	kw			 	! #		
SKODA - FABIA I (6Y2) 08/99→03/08							
 Seilzug, Feststellbremse							
1.2	40	07/01→04/07		08/02→; +PR 1JA / 1JC / 1JD / 1KM; für Fahrzeuge ohne Schlechtwegeausführung; Trommelbremse; 	2	24.3727-0199.2 580199	L= 1.580
				08/02→; +PR 1JB / 1KM; für Fahrzeuge mit Schlechtwegeausführung; Trommelbremse; 	2	24.3727-2504.2 582504	L= 1.580
1.2 1.4 16V	47 55 - 74	01/03→03/08 12/99→03/08		→ 12/07; +PR 1JB / 1KK / 1KT; für Fahrzeuge mit Schlechtwegeausführung; Scheibenbremse; 	2	24.3727-0176.2 580176 24.3727-0198.2 580198	L= 1.640 L= 1.645
1.4 TDI	51 - 59	04/03→03/08		→ 12/07; +PR 1JA / 1JD / 1KK / 1KP / 1KQ; Scheibenbremse; 	2	24.3727-0197.2 580197	L= 1.645
1.9 SDI 2.0	47 85	12/99→03/08 12/99→03/08		→ 12/07; +PR 1JA / 1JC / 1JD / 1KM; für Fahrzeuge ohne Schlechtwegeausführung; Trommelbremse; 	2	24.3727-0199.2 580199	L= 1.580
				→ 12/07; +PR 1JB / 1KM; für Fahrzeuge mit Schlechtwegeausführung; Trommelbremse; 	2	24.3727-2504.2 582504	L= 1.580
1.4	44 - 59	08/00→10/06		+PR 1JB / 1KK / 1KT; für Fahrzeuge mit Schlechtwegeausführung; Scheibenbremse; 	2	24.3727-0176.2 580176 24.3727-0198.2 580198	L= 1.640 L= 1.645
				+PR 1JA / 1JD / 1KK / 1KP / 1KQ; Scheibenbremse; 	2	24.3727-0197.2 580197	L= 1.645
				+PR 1JA / 1JC / 1JD / 1KM; für Fahrzeuge ohne Schlechtwegeausführung; Trommelbremse; 	2	24.3727-0199.2 580199	L= 1.580
				+PR 1JB / 1KM; für Fahrzeuge mit Schlechtwegeausführung; Trommelbremse; 	2	24.3727-2504.2 582504	L= 1.580
1.9 TDI	74	01/00→03/08		02/00→ 12/07; +PR 1JB / 1KK / 1KT; für Fahrzeuge mit Schlechtwegeausführung; Scheibenbremse; 	2	24.3727-0176.2 580176 24.3727-0198.2 580198	L= 1.640 L= 1.645
				02/00→ 12/07; +PR 1JA / 1JD / 1KK / 1KP / 1KQ; Scheibenbremse; 	2	24.3727-0197.2 580197	L= 1.645
				02/00→ 12/07; +PR 1JA / 1JC / 1JD / 1KM; für Fahrzeuge ohne Schlechtwegeausführung; Trommelbremse; 	2	24.3727-0199.2 580199	L= 1.580
				02/00→ 12/07; +PR 1JB / 1KM; für Fahrzeuge mit Schlechtwegeausführung; Trommelbremse; 	2	24.3727-2504.2 582504	L= 1.580
1.9 TDI RS	96	06/03→03/08		09/03→ 12/07; +PR 1JB / 1KK / 1KT; für Fahrzeuge mit Schlechtwegeausführung; Scheibenbremse; 	2	24.3727-0176.2 580176 24.3727-0198.2 580198	L= 1.640 L= 1.645
				09/03→ 12/07; +PR 1JA / 1JD / 1KK / 1KP / 1KQ; Scheibenbremse; 	2	24.3727-0197.2 580197	L= 1.645
				09/03→ 12/07; +PR 1JA / 1JC / 1JD / 1KM; für Fahrzeuge ohne Schlechtwegeausführung; Trommelbremse; 	2	24.3727-0199.2 580199	L= 1.580
				09/03→ 12/07; +PR 1JB / 1KM; für Fahrzeuge mit Schlechtwegeausführung; Trommelbremse; 	2	24.3727-2504.2 582504	L= 1.580
SKODA - FABIA I Combi (6Y5) 04/00→12/07							
 Radbremszylinder							
1.2	40	07/01→12/07	➡	08/02→	2	24.3219-0909.3 020188	ALU
1.2 1.4	47 44 - 50	01/03→12/07 04/00→05/03	➡		2	24.3219-0909.3 020188	ALU
1.4 16V	55 - 74	04/00→12/07					
1.4 TDI	51 - 59	04/03→12/07					
1.9 SDI	47	04/00→12/07					
Zubehörsatz, Bremsbacken							
1.2	40	07/01→12/07	➡	08/02→		03.0137-9168.2 669168	VW
1.2 1.4	47 44 - 50	01/03→12/07 04/00→05/03	➡			03.0137-9168.2 669168	VW
1.4 16V	55 - 74	04/00→12/07					
→							












	kw					! #		
SKODA - FABIA I Combi (6Y5) 04/00→12/07								
Zubehörsatz, Bremsbacken								
1.4 TDI	51 - 59	04/03→12/07	➔				03.0137-9168.2 669168	VW
1.9 SDI	47	04/00→12/07						
 Bremstrommel								
1.2	40	07/01→12/07	➔	08/02→			24.0220-0037.1 480161	Ø 240 x 50,1 / 201,5
1.2	47	01/03→12/07	➔				24.0220-0037.1 480161	Ø 240 x 50,1 / 201,5
1.4	44 - 50	04/00→05/03						
1.4 16V	55 - 74	04/00→12/07						
1.4 TDI	51 - 59	04/03→12/07						
1.9 SDI	47	04/00→12/07						
 Bremsbackensatz								
1.2	40	07/01→12/07	➔	08/02→			03.0137-0268.2 650268 03.0420-4219.3 684219 03.0520-8219.3 698219	VW Ø 200 x 40 + HEB VW Ø 200 x 40 + RZ / + Zub Kit VW Ø 200 x 40 + RZ / + Zub TopKit
1.2	47	01/03→12/07	➔				03.0137-0268.2 650268	VW Ø 200 x 40 + HEB
1.4	44 - 50	04/00→05/03					03.0420-4219.3 684219	VW Ø 200 x 40 + RZ / + Zub Kit
1.4 16V	55 - 74	04/00→12/07					03.0520-8219.3 698219	VW Ø 200 x 40 + RZ / + Zub TopKit
1.4 TDI	51 - 59	04/03→12/07						
1.9 SDI	47	04/00→12/07						
 Seilzug, Feststellbremse								
1.2	40	07/01→12/07		08/02→; +PR 1JB / 1KK / 1KT; für Fahrzeuge mit Schlechtwegeausführung; Scheibenbremse; ⚠	2	24.3727-0176.2 580176 24.3727-0198.2 580198	L= 1.640 L= 1.645	
				08/02→; +PR 1JA / 1JD / 1KK / 1KP / 1KQ; Scheibenbremse; ⚠	2	24.3727-0197.2 580197	L= 1.645	
				08/02→; +PR 1JA / 1JC / 1JD / 1KM; für Fahrzeuge ohne Schlechtwegeausführung; Trommelbremse; ⚠	2	24.3727-0199.2 580199	L= 1.580	
				08/02→; +PR 1JB / 1KM; für Fahrzeuge mit Schlechtwegeausführung; Trommelbremse; ⚠	2	24.3727-2504.2 582504	L= 1.580	
1.2	47	01/03→12/07		+PR 1JB / 1KK / 1KT; für Fahrzeuge mit Schlechtwegeausführung; Scheibenbremse; ⚠	2	24.3727-0176.2 580176 24.3727-0198.2 580198	L= 1.640 L= 1.645	
1.4	44 - 50	04/00→05/03						
1.4 16V	55 - 74	04/00→12/07		+PR 1JA / 1JD / 1KK / 1KP / 1KQ; Scheibenbremse; ⚠	2	24.3727-0197.2 580197	L= 1.645	
1.4 TDI	51 - 59	04/03→12/07		+PR 1JA / 1JC / 1JD / 1KM; für Fahrzeuge ohne Schlechtwegeausführung; Trommelbremse; ⚠	2	24.3727-0199.2 580199	L= 1.580	
1.9 SDI	47	04/00→12/07						
1.9 TDI	74	04/00→12/07						
2.0	85	04/00→12/07		+PR 1JB / 1KM; für Fahrzeuge mit Schlechtwegeausführung; Trommelbremse; ⚠	2	24.3727-2504.2 582504	L= 1.580	
SKODA - FABIA I Praktik (6Y5) 01/00→12/07								
 Radbremszylinder								
1.2	40	07/01→12/07	➔	08/02→			24.3219-0909.3 020188	ALU
1.2	47	01/03→12/07	➔				24.3219-0909.3 020188	ALU
1.4	44 - 55	04/00→12/07						
1.4 TDI	51 - 55	08/04→12/07						
1.9 SDI	47	07/01→12/07						
Zubehörsatz, Bremsbacken								
1.2	40	07/01→12/07	➔	08/02→			03.0137-9168.2 669168	VW
1.2	47	01/03→12/07	➔				03.0137-9168.2 669168	VW
1.4	44 - 55	04/00→12/07						
1.4 TDI	51 - 55	08/04→12/07						
1.9 SDI	47	07/01→12/07						














	kw					! #		
SKODA - FABIA I Praktik (6Y5) 01/00→12/07								
 Bremstrommel								
1.2	40	07/01→12/07	➡	08/02→			24.0220-0037.1 480161	Ø 240 x 50,1 / 201,5
1.2 1.4	47 44 - 55	01/03→12/07 04/00→12/07	➡				24.0220-0037.1 480161	Ø 240 x 50,1 / 201,5
1.4 TDI	51 - 55	08/04→12/07						
1.9 SDI	47	07/01→12/07						
 Bremsbackensatz								
1.2	40	07/01→12/07	➡	08/02→			03.0137-0268.2 650268 03.0420-4219.3 684219 03.0520-8219.3 698219	VW Ø 200 x 40 + HEB VW Ø 200 x 40 + RZ / + Zub Kit VW Ø 200 x 40 + RZ / + Zub TopKit
1.2 1.4	47 44 - 55	01/03→12/07 04/00→12/07	➡				03.0137-0268.2 650268 03.0420-4219.3 684219 03.0520-8219.3 698219	VW Ø 200 x 40 + HEB VW Ø 200 x 40 + RZ / + Zub Kit VW Ø 200 x 40 + RZ / + Zub TopKit
1.4 TDI	51 - 55	08/04→12/07						
1.9 SDI	47	07/01→12/07						
 Seilzug, Feststellbremse								
1.2	40	07/01→12/07		08/02→; +PR 1JB / 1KK / 1KT; für Fahrzeuge mit Schlechtwegeausführung; Scheibenbremse; ⚡	2	24.3727-0176.2 580176 24.3727-0198.2 580198	L= 1.640 L= 1.645	
				08/02→; +PR 1JA / 1JD / 1KK / 1KP / 1KQ; Scheibenbremse; ⚡	2	24.3727-0197.2 580197	L= 1.645	
				08/02→; +PR 1JA / 1JC / 1JD / 1KM; für Fahrzeuge ohne Schlechtwegeausführung; Trommelbremse; ⚡	2	24.3727-0199.2 580199	L= 1.580	
				08/02→; +PR 1JB / 1KM; für Fahrzeuge mit Schlechtwegeausführung; Trommelbremse; ⚡	2	24.3727-2504.2 582504	L= 1.580	
1.2 1.4	47 44 - 55	01/03→12/07 04/00→12/07		+PR 1JB / 1KK / 1KT; für Fahrzeuge mit Schlechtwegeausführung; Scheibenbremse; ⚡	2	24.3727-0176.2 580176 24.3727-0198.2 580198	L= 1.640 L= 1.645	
1.4 TDI	51 - 55	08/04→12/07		+PR 1JA / 1JD / 1KK / 1KP / 1KQ; Scheibenbremse; ⚡	2	24.3727-0197.2 580197	L= 1.645	
1.9 SDI	47	07/01→12/07		+PR 1JA / 1JC / 1JD / 1KM; für Fahrzeuge ohne Schlechtwegeausführung; Trommelbremse; ⚡	2	24.3727-0199.2 580199	L= 1.580	
				+PR 1JB / 1KM; für Fahrzeuge mit Schlechtwegeausführung; Trommelbremse; ⚡	2	24.3727-2504.2 582504	L= 1.580	
1.9 TDI	74	01/00→12/07		02/00→; +PR 1JB / 1KK / 1KT; für Fahrzeuge mit Schlechtwegeausführung; Scheibenbremse; ⚡	2	24.3727-0176.2 580176 24.3727-0198.2 580198	L= 1.640 L= 1.645	
				02/00→; +PR 1JA / 1JD / 1KK / 1KP / 1KQ; Scheibenbremse; ⚡	2	24.3727-0197.2 580197	L= 1.645	
				02/00→; +PR 1JA / 1JC / 1JD / 1KM; für Fahrzeuge ohne Schlechtwegeausführung; Trommelbremse; ⚡	2	24.3727-0199.2 580199	L= 1.580	
				02/00→; +PR 1JB / 1KM; für Fahrzeuge mit Schlechtwegeausführung; Trommelbremse; ⚡	2	24.3727-2504.2 582504	L= 1.580	
SKODA - FABIA I Stufenheck (6Y3) 10/99→12/07								
 Radbremszylinder								
1.2	40	07/01→12/07	➡	08/02→	2	24.3219-0909.3 020188	ALU	
1.2 1.4	47 44 - 50	01/03→12/07 04/00→05/03	➡		2	24.3219-0909.3 020188	ALU	
1.4 16V	55 - 74	10/99→12/07						
1.4 TDI	51 - 59	04/03→12/07						
1.9 SDI	47	11/99→12/07	➡	12/99→	2	24.3219-0909.3 020188	ALU	
Zubehörsatz, Bremsbacken								
1.2	40	07/01→12/07	➡	08/02→		03.0137-9168.2 669168	VW	
1.2 1.4	47 44 - 50	01/03→12/07 04/00→05/03	➡			03.0137-9168.2 669168	VW	
→								
















	kw					! #		
SKODA - FABIA I Stufenheck (6Y3) 10/99→12/07								
Zubehörsatz, Bremsbacken								
1.4 16V	55 - 74	10/99→12/07	➔				03.0137-9168.2 669168	VW
1.4 TDI	51 - 59	04/03→12/07						
1.9 SDI	47	11/99→12/07	➔	12/99→			03.0137-9168.2 669168	VW
 Bremstrommel								
1.2	40	07/01→12/07	➔	08/02→			24.0220-0037.1 480161	Ø 240 x 50,1 / 201,5
1.2	47	01/03→12/07	➔				24.0220-0037.1 480161	Ø 240 x 50,1 / 201,5
1.4	44 - 50	04/00→05/03						
1.4 16V	55 - 74	10/99→12/07						
1.4 TDI	51 - 59	04/03→12/07						
1.9 SDI	47	11/99→12/07	➔	12/99→			24.0220-0037.1 480161	Ø 240 x 50,1 / 201,5
 Bremsbackensatz								
1.2	40	07/01→12/07	➔	08/02→			03.0137-0268.2 650268 03.0420-4219.3 684219 03.0520-8219.3 698219	VW Ø 200 x 40 + HEB VW Ø 200 x 40 + RZ / + Zub Kit VW Ø 200 x 40 + RZ / + Zub TopKit
1.2	47	01/03→12/07	➔				03.0137-0268.2 650268	VW Ø 200 x 40 + HEB
1.4	44 - 50	04/00→05/03					03.0420-4219.3 684219	VW Ø 200 x 40 + RZ / + Zub Kit
1.4 16V	55 - 74	10/99→12/07					03.0520-8219.3 698219	VW Ø 200 x 40 + RZ / + Zub TopKit
1.4 TDI	51 - 59	04/03→12/07						
1.9 SDI	47	11/99→12/07	➔	12/99→			03.0137-0268.2 650268 03.0420-4219.3 684219 03.0520-8219.3 698219	VW Ø 200 x 40 + HEB VW Ø 200 x 40 + RZ / + Zub Kit VW Ø 200 x 40 + RZ / + Zub TopKit
 Seilzug, Feststellbremse								
1.2	40	07/01→12/07		08/02→; +PR 1JB / 1KK / 1KT; für Fahrzeuge mit Schlechtwegeausführung; Scheibenbremse; ⚠	2	24.3727-0176.2 580176 24.3727-0198.2 580198	L= 1.640 L= 1.645	
				08/02→; +PR 1JA / 1JD / 1KK / 1KP / 1KQ; Scheibenbremse; ⚠	2	24.3727-0197.2 580197	L= 1.645	
				08/02→; +PR 1JA / 1JC / 1JD / 1KM; für Fahrzeuge ohne Schlechtwegeausführung; Trommelbremse; ⚠	2	24.3727-0199.2 580199	L= 1.580	
				08/02→; +PR 1JB / 1KM; für Fahrzeuge mit Schlechtwegeausführung; Trommelbremse; ⚠	2	24.3727-2504.2 582504	L= 1.580	
1.2	47	01/03→12/07		+PR 1JB / 1KK / 1KT; für Fahrzeuge mit Schlechtwegeausführung; Scheibenbremse; ⚠	2	24.3727-0176.2 580176 24.3727-0198.2 580198	L= 1.640 L= 1.645	
1.4	44 - 50	04/00→05/03						
1.4 16V	55 - 74	10/99→12/07		+PR 1JA / 1JD / 1KK / 1KP / 1KQ; Scheibenbremse; ⚠	2	24.3727-0197.2 580197	L= 1.645	
1.4 TDI	51 - 59	04/03→12/07		+PR 1JA / 1JC / 1JD / 1KM; für Fahrzeuge ohne Schlechtwegeausführung; Trommelbremse; ⚠	2	24.3727-0199.2 580199	L= 1.580	
2.0	85	12/99→12/07		+PR 1JB / 1KM; für Fahrzeuge mit Schlechtwegeausführung; Trommelbremse; ⚠	2	24.3727-2504.2 582504	L= 1.580	
1.9 SDI	47	11/99→12/07		12/99→; +PR 1JB / 1KK / 1KT; für Fahrzeuge mit Schlechtwegeausführung; Scheibenbremse; ⚠	2	24.3727-0176.2 580176 24.3727-0198.2 580198	L= 1.640 L= 1.645	
				12/99→; +PR 1JA / 1JD / 1KK / 1KP / 1KQ; Scheibenbremse; ⚠	2	24.3727-0197.2 580197	L= 1.645	
				12/99→; +PR 1JA / 1JC / 1JD / 1KM; für Fahrzeuge ohne Schlechtwegeausführung; Trommelbremse; ⚠	2	24.3727-0199.2 580199	L= 1.580	
				12/99→; +PR 1JB / 1KM; für Fahrzeuge mit Schlechtwegeausführung; Trommelbremse; ⚠	2	24.3727-2504.2 582504	L= 1.580	
1.9 TDI	74	01/00→12/07		02/00→; +PR 1JB / 1KK / 1KT; für Fahrzeuge mit Schlechtwegeausführung; Scheibenbremse; ⚠	2	24.3727-0176.2 580176 24.3727-0198.2 580198	L= 1.640 L= 1.645	
→								















	kw					! #		
SKODA - FABIA I Stufenheck (6Y3) 10/99→12/07								
 Seilzug, Feststellbremse								
1.9 TDI	74	01/00→12/07		02/00→; +PR 1JA / 1JD / 1KK / 1KP / 1KQ; Scheibenbremse; 	2	24.3727-0197.2	580197	L= 1.645
				02/00→; +PR 1JA / 1JC / 1JD / 1KM; für Fahrzeuge ohne Schlechtwegeausführung; Trommelbremse; 	2	24.3727-0199.2	580199	L= 1.580
				02/00→; +PR 1JB / 1KM; für Fahrzeuge mit Schlechtwegeausführung; Trommelbremse; 	2	24.3727-2504.2	582504	L= 1.580
SKODA - FABIA II (542) 12/06→12/14								
 Radbremszylinder								
1.2	44 - 51	12/06→12/14	➡	03/07→ 06/14	2	24.3219-0909.3	020188	ALU
1.4	63	01/07→12/14						
1.4 LPG	63	01/07→11/14						
1.2 12V	44	11/11→12/14	➡	→ 06/14	2	24.3219-0909.3	020188	ALU
1.2 LPG	51	07/07→11/14						
1.2 TDI	55	05/10→12/14						
1.2 TSI	63 - 77	03/10→12/14						
1.6	77	04/07→12/14						
1.6 TDI	55 - 77	03/10→12/14						
1.2 12V	55	10/10→12/14	➡		2	24.3219-0909.3	020188	ALU
1.2 LPG	44	03/09→11/11						
1.9 TDI	77	04/07→03/10						
1.4 TDI	51 - 59	01/07→03/10	➡	03/07→	2	24.3219-0909.3	020188	ALU
Zubehörsatz, Bremsbacken								
1.2	44 - 51	12/06→12/14	➡	03/07→ 06/14		03.0137-9168.2	669168	VW
1.4	63	01/07→12/14						
1.4 LPG	63	01/07→11/14						
1.2 12V	44	11/11→12/14	➡	→ 06/14		03.0137-9168.2	669168	VW
1.2 LPG	51	07/07→11/14						
1.2 TDI	55	05/10→12/14						
1.2 TSI	63 - 77	03/10→12/14						
1.6	77	04/07→12/14						
1.6 TDI	55 - 77	03/10→12/14						
1.2 12V	55	10/10→12/14	➡			03.0137-9168.2	669168	VW
1.2 LPG	44	03/09→11/11						
1.9 TDI	77	04/07→03/10						
1.4 TDI	51 - 59	01/07→03/10	➡	03/07→		03.0137-9168.2	669168	VW
Bremstrommel								
1.2	44 - 51	12/06→12/14	➡	03/07→ 06/14		24.0220-0037.1	480161	Ø 240 x 50,1 / 201,5
1.4	63	01/07→12/14						
1.4 LPG	63	01/07→11/14						
1.2 12V	44	11/11→12/14	➡	→ 06/14		24.0220-0037.1	480161	Ø 240 x 50,1 / 201,5
1.2 LPG	51	07/07→11/14						
1.2 TDI	55	05/10→12/14						
1.2 TSI	63 - 77	03/10→12/14						
1.6	77	04/07→12/14						
1.6 TDI	55 - 77	03/10→12/14						
1.2 12V	55	10/10→12/14	➡			24.0220-0037.1	480161	Ø 240 x 50,1 / 201,5
1.2 LPG	44	03/09→11/11						
1.9 TDI	77	04/07→03/10						
1.4 TDI	51 - 59	01/07→03/10	➡	03/07→		24.0220-0037.1	480161	Ø 240 x 50,1 / 201,5
Bremsbackensatz								
1.2	44 - 51	12/06→12/14	➡	03/07→ 06/14		03.0137-0268.2	650268	VW Ø 200 x 40 + HEB
1.4	63	01/07→12/14				03.0520-8219.3	698219	VW Ø 200 x 40 + RZ / + Zub TopKit
1.4 LPG	63	01/07→11/14						
1.2 12V	44	11/11→12/14	➡	→ 06/14		03.0137-0268.2	650268	VW Ø 200 x 40 + HEB
1.2 LPG	51	07/07→11/14						
1.2 TDI	55	05/10→12/14						
1.2 TSI	63 - 77	03/10→12/14						
1.6	77	04/07→12/14						
➔								














	kW					! #		
SKODA - FABIA II (542) 12/06→12/14								
 Bremsbackensatz								
1.6 TDI	55 - 77	03/10→12/14	➔	→ 06/14			03.0137-0268.2 650268 03.0520-8219.3 698219	VW Ø 200 x 40 + HEB VW Ø 200 x 40 + RZ / + Zub TopKit
1.2 12V 1.2 LPG 1.9 TDI	55 44 77	10/10→12/14 03/09→11/11 04/07→03/10	➔				03.0137-0268.2 650268 03.0520-8219.3 698219	VW Ø 200 x 40 + HEB VW Ø 200 x 40 + RZ / + Zub TopKit
1.4 TDI	51 - 59	01/07→03/10	➔	03/07→			03.0137-0268.2 650268 03.0520-8219.3 698219	VW Ø 200 x 40 + HEB VW Ø 200 x 40 + RZ / + Zub TopKit
 Seilzug, Feststellbremse								
1.2 1.4 1.4 LPG	44 - 51 63 63	12/06→12/14 01/07→12/14 01/07→11/14		03/07→ 06/14; +PR 1JA / 1JD / 1JE / 1KK / 1KP / 1KQ / 1KT; Scheibenbremse; ⚡	2	24.3727-0197.2 580197	L= 1.645	
				03/07→ 06/14; +PR 1JA / 1JD / 1JE / 1KK / 1KP / 1KQ / 1KT; Trommelbremse; ⚡	2	24.3727-0199.2 580199	L= 1.580	
1.2 12V 1.2 LPG 1.2 TDI 1.2 TSI	44 51 55 63 - 77	11/11→12/14 07/07→11/14 05/10→12/14 03/10→12/14		→ 06/14; +PR 1JA / 1JD / 1JE / 1KK / 1KP / 1KQ / 1KT; Scheibenbremse; ⚡	2	24.3727-0197.2 580197	L= 1.645	
1.4 TSI RS 1.6 1.6 TDI	132 77 55 - 77	05/10→12/14 04/07→12/14 03/10→12/14		→ 06/14; +PR 1JA / 1JD / 1JE / 1KK / 1KP / 1KQ / 1KT; Trommelbremse; ⚡	2	24.3727-0199.2 580199	L= 1.580	
1.2 12V 1.2 LPG 1.9 TDI	55 44 77	10/10→12/14 03/09→11/11 04/07→03/10		+PR 1JA / 1JD / 1JE / 1KK / 1KP / 1KQ / 1KT; Scheibenbremse; ⚡	2	24.3727-0197.2 580197	L= 1.645	
				+PR 1JA / 1JD / 1JE / 1KK / 1KP / 1KQ / 1KT; Trommelbremse; ⚡	2	24.3727-0199.2 580199	L= 1.580	
1.4 TDI	51 - 59	01/07→03/10		03/07→; +PR 1JA / 1JD / 1JE / 1KK / 1KP / 1KQ / 1KT; Scheibenbremse; ⚡	2	24.3727-0197.2 580197	L= 1.645	
				03/07→; +PR 1JA / 1JD / 1JE / 1KK / 1KP / 1KQ / 1KT; Trommelbremse; ⚡	2	24.3727-0199.2 580199	L= 1.580	
SKODA - FABIA II Combi (545) 10/07→12/14								
 Radbremszylinder								
1.2 1.2 12V 1.2 LPG 1.2 TDI 1.2 TSI 1.4 1.4 LPG 1.6 1.6 TDI	44 - 51 44 51 55 63 - 77 63 63 77 55 - 77	10/07→12/14 11/11→12/14 10/07→11/14 05/10→12/14 03/10→12/14 10/07→12/14 10/07→11/14 10/07→12/14 03/10→12/14	➔	→ 06/14			24.3219-0909.3 020188	ALU
1.2 LPG 1.4 TDI 1.9 TDI	44 51 - 59 77	03/09→11/11 10/07→03/10 10/07→03/10	➔				24.3219-0909.3 020188	ALU
Zubehörsatz, Bremsbacken								
1.2 1.2 12V 1.2 LPG 1.2 TDI 1.2 TSI 1.4 1.4 LPG 1.6 1.6 TDI	44 - 51 44 51 55 63 - 77 63 63 77 55 - 77	10/07→12/14 11/11→12/14 10/07→11/14 05/10→12/14 03/10→12/14 10/07→12/14 10/07→11/14 10/07→12/14 03/10→12/14	➔	→ 06/14			03.0137-9168.2 669168	VW
1.2 LPG 1.4 TDI 1.9 TDI	44 51 - 59 77	03/09→11/11 10/07→03/10 10/07→03/10	➔				03.0137-9168.2 669168	VW
 Bremstrommel								
1.2	44 - 51	10/07→12/14	➔	→ 06/14			24.0220-0037.1 480161	Ø 240 x 50,1 / 201,5
















	kW			 	! #		
SKODA - FABIA II Combi (545) 10/07→12/14							
 Bremstrommel							
1.2 12V 1.2 LPG 1.2 TDI 1.2 TSI 1.4 1.4 LPG 1.6 1.6 TDI	44 51 55 63 - 77 63 63 77 55 - 77	11/11→12/14 10/07→11/14 05/10→12/14 03/10→12/14 10/07→12/14 10/07→11/14 10/07→12/14 03/10→12/14	➡	→ 06/14		24.0220-0037.1 480161	Ø 240 x 50,1 / 201,5
1.2 LPG 1.4 TDI 1.9 TDI	44 51 - 59 77	03/09→11/11 10/07→03/10 10/07→03/10	➡			24.0220-0037.1 480161	Ø 240 x 50,1 / 201,5
 Bremsbackensatz							
1.2 1.2 12V 1.2 LPG 1.2 TDI 1.2 TSI 1.4 1.4 LPG 1.6 1.6 TDI	44 - 51 44 51 55 63 - 77 63 63 77 55 - 77	10/07→12/14 11/11→12/14 10/07→11/14 05/10→12/14 03/10→12/14 10/07→12/14 10/07→11/14 10/07→12/14 03/10→12/14	➡	→ 06/14		03.0137-0268.2 650268 03.0520-8219.3 698219	VW Ø 200 x 40 + HEB VW Ø 200 x 40 + RZ / + Zub TopKit
1.2 LPG 1.4 TDI 1.9 TDI	44 51 - 59 77	03/09→11/11 10/07→03/10 10/07→03/10	➡			03.0137-0268.2 650268 03.0520-8219.3 698219	VW Ø 200 x 40 + HEB VW Ø 200 x 40 + RZ / + Zub TopKit
 Seilzug, Feststellbremse							
1.2 1.2 12V 1.2 LPG 1.2 TDI 1.2 TSI 1.4 1.4 LPG 1.4 TSI RS 1.6 1.6 TDI	44 - 51 44 51 55 63 - 77 63 63 132 77 55 - 77	10/07→12/14 11/11→12/14 10/07→11/14 05/10→12/14 03/10→12/14 10/07→12/14 10/07→11/14 05/10→12/14 10/07→12/14 03/10→12/14		→ 06/14; +PR 1JA / 1JD / 1JE / 1KK / 1KP / 1KQ / 1KT; Scheibenbremse; ⚡	2	24.3727-0197.2 580197	L= 1.645
				→ 06/14; +PR 1JA / 1JD / 1JE / 1KK / 1KP / 1KQ / 1KT; Trommelbremse; ⚡	2	24.3727-0199.2 580199	L= 1.580
1.2 LPG 1.4 TDI 1.9 TDI	44 51 - 59 77	03/09→11/11 10/07→03/10 10/07→03/10		+PR 1JA / 1JD / 1JE / 1KK / 1KP / 1KQ / 1KT; Scheibenbremse; ⚡	2	24.3727-0197.2 580197	L= 1.645
				+PR 1JA / 1JD / 1JE / 1KK / 1KP / 1KQ / 1KT; Trommelbremse; ⚡	2	24.3727-0199.2 580199	L= 1.580
SKODA - FABIA III (NJ3) 08/14→							
 Radbremszylinder							
1.0 1.0 TSI 1.2 TSI 1.4 TDI 1.4 TSI R5 1.6	44 - 55 70 - 81 66 - 81 55 - 77 92 81	08/14→ 08/14→ 08/14→ 08/14→ 02/18→ 01/15→	➡		2	24.3219-0909.3 020188	ALU
Zubehörsatz, Bremsbacken							
1.0 1.0 TSI 1.2 TSI 1.4 TDI 1.4 TSI R5 1.6 →	44 - 55 70 - 81 66 - 81 55 - 77 92 81	08/14→ 08/14→ 08/14→ 08/14→ 02/18→ 01/15→	➡			03.0137-9168.2 669168	VW














	kW			 	! #		
SKODA - FABIA III (NJ3) 08/14 →							
 Bremstrommel							
1.0	44 - 55	08/14 →	→			24.0220-0037.1 480161	Ø 240 x 50,1 / 201,5
1.0 TSI	70 - 81	08/14 →					
1.2 TSI	66 - 81	08/14 →					
1.4 TDI	55 - 77	08/14 →					
1.4 TSI R5	92	02/18 →					
1.6	81	01/15 →					
 Bremsbackensatz							
1.0	44 - 55	08/14 →	→			03.0137-0268.2 650268	VW Ø 200 x 40 + HEB
1.0 TSI	70 - 81	08/14 →				03.0520-8219.3 698219	VW Ø 200 x 40 + RZ / + Zub TopKit
1.2 TSI	66 - 81	08/14 →					
1.4 TDI	55 - 77	08/14 →					
1.4 TSI R5	92	02/18 →					
1.6	81	01/15 →					
 Seilzug, Feststellbremse							
1.0	44 - 55	08/14 →		+PR 1KM; Trommelbremse; ↓	2	24.3727-3402.2 583402	L= 1.588
1.0 TSI	70 - 81	08/14 →					
1.2 TSI	66 - 81	08/14 →					
1.4 TDI	55 - 77	08/14 →					
1.4 TSI R5	92	02/18 →					
1.6	81	01/15 →					
SKODA - FABIA III Kombi (NJ5) 08/14 →							
 Radbremszylinder							
1.0	44 - 55	10/14 →	→		2	24.3219-0909.3 020188	ALU
1.0 TSI	70 - 81	08/14 →					
1.2 TSI	66 - 81	10/14 →					
1.4 TDI	55 - 77	10/14 →					
1.6	81	01/15 →					
Zubehörsatz, Bremsbacken							
1.0	44 - 55	10/14 →	→			03.0137-9168.2 669168	VW
1.0 TSI	70 - 81	08/14 →					
1.2 TSI	66 - 81	10/14 →					
1.4 TDI	55 - 77	10/14 →					
1.6	81	01/15 →					
 Bremstrommel							
1.0	44 - 55	10/14 →	→			24.0220-0037.1 480161	Ø 240 x 50,1 / 201,5
1.0 TSI	70 - 81	08/14 →					
1.2 TSI	66 - 81	10/14 →					
1.4 TDI	55 - 77	10/14 →					
1.6	81	01/15 →					
 Bremsbackensatz							
1.0	44 - 55	10/14 →	→			03.0137-0268.2 650268	VW Ø 200 x 40 + HEB
1.0 TSI	70 - 81	08/14 →				03.0520-8219.3 698219	VW Ø 200 x 40 + RZ / + Zub TopKit
1.2 TSI	66 - 81	10/14 →					
1.4 TDI	55 - 77	10/14 →					
1.6	81	01/15 →					
→							











	kw			 	! #		
SKODA - FABIA III Kombi (NJ5) 08/14→							
 Seilzug, Feststellbremse							
1.0	44 - 55	10/14→		+PR 1KM; Trommelbremse; ↓	2	24.3727-3402.2 583402	L= 1.588
1.0 TSI	70 - 81	08/14→					
1.2 TSI	66 - 81	10/14→					
1.4 TDI	55 - 77	10/14→					
1.6	81	01/15→					
SKODA - FABIA IV (PJ3) 06/21→							
 Radbremszylinder							
1.0 MPI	48 - 59	06/21→	➡	+PR 1KG	2	24.3220-1757.3 020605	ALU
1.0 TSI	70 - 81	06/21→	➡	+PR 1KA	2	24.3220-1757.3 020605	ALU
Zubehörsatz, Bremsbacken							
1.0 MPI	48 - 59	06/21→	➡	+PR 1KA		03.0137-9309.2 669309	AP
1.0 TSI	70 - 81	06/21→	➡	+PR 1KG		03.0137-9317.2 669317	
 Bremsbackensatz							
1.0 MPI	48 - 59	06/21→	➡	+PR 1KG		03.0137-0539.2 650539	Ø 203 x 38 + HEB
1.0 TSI	70 - 81	06/21→	➡	+PR 1KA		03.0137-0540.2 650540	Ø 228 x 42 + HEB
SKODA - FAVORIT Pick-up (787) 06/92→06/97							
 Radbremszylinder							
1.3	40 - 50	12/92→06/97	➡	→ 12/95	2	24.3222-1712.3 020424	GG
Zubehörsatz, Bremsbacken							
1.3	40 - 50	12/92→06/97	➡	→ 12/95		03.0137-9168.2 669168	VW
 Bremstrommel							
1.3	40 - 50	12/92→06/97	➡	→ 12/95		24.0220-0018.1 480019	Ø 240 x 50 / 201 - RLG / - ABS Ring
						24.0220-0718.2 480209	Ø 240 x 50 / 201 + RLG / - ABS Ring
 Bremsbackensatz							
1.3	40 - 50	12/92→06/97	➡	→ 12/95		03.0137-0268.2 650268	VW Ø 200 x 40 + HEB
						03.0520-7022.3 697022	VW Ø 200 x 40 + RZ / + Zub TopKit
SKODA - FELICIA I (6U1) 10/94→03/98							
 Radbremszylinder							
1.3	40 - 50	10/94→03/98	➡	→ 02/98	2	24.3219-1721.3 020422	GG
1.6 LX	55	08/95→03/98					
Zubehörsatz, Bremsbacken							
1.3	40 - 50	10/94→03/98	➡	→ 02/98		03.0137-9168.2 669168	VW
1.6 LX	55	08/95→03/98					
1.9 D	47	10/95→03/98	➡	10/96→ 02/98		03.0137-9168.2 669168	VW
 Bremstrommel							
1.3	40 - 50	10/94→03/98	➡	→ 02/98		24.0220-0018.1 480019	Ø 240 x 50 / 201 - RLG / - ABS Ring
1.6 LX	55	08/95→03/98				24.0220-0718.2 480209	Ø 240 x 50 / 201 + RLG / - ABS Ring
1.9 D	47	10/95→03/98	➡	10/96→ 02/98		24.0220-0018.1 480019	Ø 240 x 50 / 201 - RLG / - ABS Ring
						24.0220-0718.2 480209	Ø 240 x 50 / 201 + RLG / - ABS Ring
→							












	kw					! #		
SKODA - FELICIA I (6U1) 10/94→03/98								
 Bremsbackensatz								
1.3	40	10/94→03/98	➡	→ 02/98			03.0137-0268.2 650268	VW Ø 200 x 40 + HEB
1.6 LX	55	08/95→03/98					03.0520-5319.3 695319	Ø 200 x 40 + RZ / + Zub TopKit
1.9 D	47	10/95→03/98	➡	10/96→ 02/98			03.0137-0268.2 650268	VW Ø 200 x 40 + HEB
 Seilzug, Feststellbremse								
1.3	40 - 50	10/94→03/98		→ 02/98; Trommelbremse; ⚠	2	24.3727-2500.2 582500		L= 1.752
1.6 LX	55	08/95→03/98						
1.9 D	47	10/95→03/98		10/96→ 02/98; Trommelbremse; ⚠	2	24.3727-2500.2 582500		L= 1.752
SKODA - FELICIA I Kombi (6U5) 07/95→03/98								
 Radbremszylinder								
1.3	43	08/95→03/98	➡	→ 02/98	2	24.3222-1712.3 020424		GG
1.3 LX	40	08/95→03/98						
1.3 LXI	50	08/95→03/98						
1.6 GLX	55	08/95→03/98						
1.9 D	47	10/95→03/98	➡	10/96→ 02/98	2	24.3222-1712.3 020424		GG
Zubehörsatz, Bremsbacken								
1.3	43	08/95→03/98	➡	→ 02/98			03.0137-9168.2 669168	VW
1.3 LX	40	08/95→03/98						
1.3 LXI	50	08/95→03/98						
1.6 GLX	55	08/95→03/98						
1.9 D	47	10/95→03/98	➡	10/96→ 02/98			03.0137-9168.2 669168	VW
 Bremstrommel								
1.3	43	08/95→03/98	➡	→ 02/98			24.0220-0018.1 480019	Ø 240 x 50 / 201 - RLG / - ABS Ring
1.3 LX	40	08/95→03/98						
1.3 LXI	50	08/95→03/98					24.0220-0718.2 480209	Ø 240 x 50 / 201 + RLG / - ABS Ring
1.6 GLX	55	08/95→03/98						
1.9 D	47	10/95→03/98	➡	10/96→ 02/98			24.0220-0018.1 480019	Ø 240 x 50 / 201 - RLG / - ABS Ring
							24.0220-0718.2 480209	Ø 240 x 50 / 201 + RLG / - ABS Ring
 Bremsbackensatz								
1.3	43	08/95→03/98	➡	→ 02/98			03.0137-0268.2 650268	VW Ø 200 x 40 + HEB
1.3 LX	40	08/95→03/98					03.0520-7022.3 697022	VW Ø 200 x 40 + RZ / + Zub TopKit
1.3 LXI	50	08/95→03/98						
1.6 GLX	55	08/95→03/98						
1.9 D	47	10/95→03/98	➡	10/96→ 02/98			03.0137-0268.2 650268	VW Ø 200 x 40 + HEB
							03.0520-7022.3 697022	VW Ø 200 x 40 + RZ / + Zub TopKit
 Seilzug, Feststellbremse								
1.3	43	08/95→03/98		→ 02/98; Trommelbremse; ⚠	2	24.3727-2500.2 582500		L= 1.752
1.3 LX	40	08/95→03/98						
1.3 LXI	50	08/95→03/98						
1.6 GLX	55	08/95→03/98						
1.9 D	47	10/95→03/98		10/96→ 02/98; Trommelbremse; ⚠	2	24.3727-2500.2 582500		L= 1.752
SKODA - FELICIA I Pick-up (6UF, 6U7) 10/95→04/02								
 Radbremszylinder								
1.3	40	06/97→04/02	➡	+ ABS; → 12/00	2	24.3219-1721.3 020422		GG
1.9 D	47	06/97→04/02	➡	- ABS; → 12/00	2	24.3222-1712.3 020424		GG
1.3	43	10/95→04/02	➡	+ ABS; 06/96→ 12/00	2	24.3219-1721.3 020422		GG
			➡	- ABS; 06/97→ 12/00	2	24.3222-1712.3 020424		GG
1.3	50	06/97→04/02	➡	→ 12/00	2	24.3219-1721.3 020422		GG
						24.3222-1712.3 020424		GG
1.6	55	06/97→04/02	➡	+ ABS; → 12/99	2	24.3219-1721.3 020422		GG
			➡	→ 12/99; - ABS	2	24.3222-1712.3 020424		GG
Zubehörsatz, Bremsbacken								
1.3	40 - 50	06/97→04/02	➡	→ 12/00			03.0137-9168.2 669168	VW
1.9 D	47	06/97→04/02						
1.3	43	10/95→04/02	➡	06/97→ 12/00			03.0137-9168.2 669168	VW
→								














	kw					! #		
SKODA - FELICIA I Pick-up (6UF, 6U7) 10/95→04/02								
Zubehörsatz, Bremsbacken								
1.6	55	06/97→04/02	➡	→ 12/99			03.0137-9168.2 669168	VW
 Bremstrommel								
1.3	40 - 50	06/97→04/02	➡	→ 12/00			24.0220-0018.1 480019	Ø 240 x 50 / 201 - RLG / - ABS Ring
1.9 D	47	06/97→04/02					24.0220-0718.2 480209	Ø 240 x 50 / 201 + RLG / - ABS Ring
1.3	43	10/95→04/02	➡	06/97→ 12/00			24.0220-0018.1 480019	Ø 240 x 50 / 201 - RLG / - ABS Ring
							24.0220-0718.2 480209	Ø 240 x 50 / 201 + RLG / - ABS Ring
1.6	55	06/97→04/02	➡	→ 12/99			24.0220-0018.1 480019	Ø 240 x 50 / 201 - RLG / - ABS Ring
							24.0220-0718.2 480209	Ø 240 x 50 / 201 + RLG / - ABS Ring
 Bremsbackensatz								
1.3	40	06/97→04/02	➡	→ 12/00			03.0137-0268.2 650268	VW Ø 200 x 40 + HEB
1.9 D	47	06/97→04/02	➡	+ ABS; → 12/00			03.0520-5319.3 695319	Ø 200 x 40 + RZ / + Zub TopKit
			➡	- ABS; → 12/00			03.0520-7022.3 697022	VW Ø 200 x 40 + RZ / + Zub TopKit
1.3	43	10/95→04/02	➡	06/97→ 12/00			03.0137-0268.2 650268	VW Ø 200 x 40 + HEB
			➡	+ ABS; 06/97→ 12/00			03.0520-5319.3 695319	Ø 200 x 40 + RZ / + Zub TopKit
			➡	- ABS; 06/97→ 12/00			03.0520-7022.3 697022	VW Ø 200 x 40 + RZ / + Zub TopKit
1.3	50	06/97→04/02	➡	→ 12/00			03.0137-0268.2 650268	VW Ø 200 x 40 + HEB
							03.0520-5319.3 695319	Ø 200 x 40 + RZ / + Zub TopKit
							03.0520-7022.3 697022	VW Ø 200 x 40 + RZ / + Zub TopKit
1.6	55	06/97→04/02	➡	→ 12/99			03.0137-0268.2 650268	VW Ø 200 x 40 + HEB
			➡	+ ABS; → 12/99			03.0520-5319.3 695319	Ø 200 x 40 + RZ / + Zub TopKit
			➡	- ABS; → 12/99			03.0520-7022.3 697022	VW Ø 200 x 40 + RZ / + Zub TopKit
 Seilzug, Feststellbremse								
1.3	40 - 50	06/97→04/02		→ 12/00; Trommelbremse; ⚠	2	24.3727-2508.2 582508		L= 1.782
1.9 D	47	06/97→04/02						
1.3	43	10/95→04/02		06/97→ 12/00; Trommelbremse; ⚠	2	24.3727-2508.2 582508		L= 1.782
1.6	55	06/97→04/02		→ 12/99; Trommelbremse; ⚠	2	24.3727-2508.2 582508		L= 1.782
SKODA - FELICIA II (6U1) 01/98→06/01								
 Radbremszylinder								
1.3	40 - 50	01/98→06/01	➡	03/98→; + ABS	2	24.3219-1721.3 020422		GG
1.6	55	01/98→06/01	➡	03/98→; - ABS	2	24.3222-1712.3 020424		GG
1.9 D	47	01/98→06/01						
Zubehörsatz, Bremsbacken								
1.3	40 - 50	01/98→06/01	➡	03/98→			03.0137-9168.2 669168	VW
1.6	55	01/98→06/01						
1.9 D	47	01/98→06/01						
 Bremstrommel								
1.3	40 - 50	01/98→06/01	➡	03/98→			24.0220-0018.1 480019	Ø 240 x 50 / 201 - RLG / - ABS Ring
1.6	55	01/98→06/01					24.0220-0718.2 480209	Ø 240 x 50 / 201 + RLG / - ABS Ring
1.9 D	47	01/98→06/01						
 Bremsbackensatz								
1.3	40 - 50	01/98→06/01	➡	03/98→			03.0137-0268.2 650268	VW Ø 200 x 40 + HEB
1.6	55	01/98→06/01	➡	03/98→; + ABS			03.0520-5319.3 695319	Ø 200 x 40 + RZ / + Zub TopKit
1.9 D	47	01/98→06/01	➡	03/98→; - ABS			03.0520-7022.3 697022	VW Ø 200 x 40 + RZ / + Zub TopKit
→								

































	kw					! #			
SKODA - FELICIA II (6U1) 01/98→06/01									
 Seilzug, Feststellbremse									
1.3	40	01/98→06/01			03/98→; Trommelbremse; ↓	2	24.3727-2500.2	582500	L= 1.752
1.6	55	01/98→06/01							
1.9 D	47	01/98→06/01							
SKODA - FELICIA II Kombi (6U5) 01/98→06/01									
 Radbremszylinder									
1.3	50	01/98→06/01	→		03/98→; + ABS	2	24.3219-1721.3	020422	GG
1.6	55	01/98→06/01	→						
1.9 D	47	01/98→06/01	→		03/98→; - ABS	2	24.3222-1712.3	020424	GG
Zubehörsatz, Bremsbacken									
1.3	50	01/98→06/01	→		03/98→		03.0137-9168.2	669168	VW
1.6	55	01/98→06/01	→						
1.9 D	47	01/98→06/01	→						
 Bremstrommel									
1.3	50	01/98→06/01	→		03/98→		24.0220-0018.1	480019	Ø 240 x 50 / 201 - RLG / - ABS Ring
1.6	55	01/98→06/01	→						
1.9 D	47	01/98→06/01	→				24.0220-0718.2	480209	Ø 240 x 50 / 201 + RLG / - ABS Ring
 Bremsbackensatz									
1.3	50	01/98→06/01	→		03/98→		03.0137-0268.2	650268	VW Ø 200 x 40 + HEB
1.6	55	01/98→06/01	→						
1.9 D	47	01/98→06/01	→		03/98→; + ABS		03.0520-5319.3	695319	Ø 200 x 40 + RZ / + Zub TopKit
			→		03/98→; - ABS		03.0520-7022.3	697022	VW Ø 200 x 40 + RZ / + Zub TopKit
 Seilzug, Feststellbremse									
1.3	50	01/98→06/01			03/98→; Trommelbremse; ↓	2	24.3727-2500.2	582500	L= 1.752
1.6	55	01/98→06/01							
1.9 D	47	01/98→06/01							
SKODA - FELICIA Cube Van (6U5) 11/95→12/01									
 Radbremszylinder									
1.3	43 - 50	11/95→11/00	→		+ ABS		24.3219-1721.3	020422	GG
1.6	55	06/98→12/01	→		- ABS		24.3222-1712.3	020424	GG
1.9 D	47	03/97→12/01	→		03/98→; + ABS		24.3219-1721.3	020422	GG
			→		03/98→; - ABS		24.3222-1712.3	020424	GG
Zubehörsatz, Bremsbacken									
1.3	43 - 50	11/95→11/00	→				03.0137-9168.2	669168	VW
1.6	55	06/98→12/01	→						
1.9 D	47	03/97→12/01	→		03/98→		03.0137-9168.2	669168	VW
 Bremstrommel									
1.3	43 - 50	11/95→11/00	→				24.0220-0018.1	480019	Ø 240 x 50 / 201 - RLG / - ABS Ring
1.6	55	06/98→12/01	→				24.0220-0718.2	480209	Ø 240 x 50 / 201 + RLG / - ABS Ring
1.9 D	47	03/97→12/01	→		03/98→		24.0220-0018.1	480019	Ø 240 x 50 / 201 - RLG / - ABS Ring
			→				24.0220-0718.2	480209	Ø 240 x 50 / 201 + RLG / - ABS Ring
 Bremsbackensatz									
1.3	43 - 50	11/95→11/00	→				03.0137-0268.2	650268	VW Ø 200 x 40 + HEB
1.6	55	06/98→12/01	→		+ ABS		03.0520-5319.3	695319	Ø 200 x 40 + RZ / + Zub TopKit
			→		- ABS		03.0520-7022.3	697022	VW Ø 200 x 40 + RZ / + Zub TopKit
1.9 D	47	03/97→12/01	→		03/98→		03.0137-0268.2	650268	VW Ø 200 x 40 + HEB
			→		03/98→; + ABS		03.0520-5319.3	695319	Ø 200 x 40 + RZ / + Zub TopKit
			→		03/98→; - ABS		03.0520-7022.3	697022	VW Ø 200 x 40 + RZ / + Zub TopKit
→									











	kw					! #		
SKODA - FELICIA Cube Van (6U5) 11/95→12/01								
 Seilzug, Feststellbremse								
1.3	43 - 50	11/95→11/00			Trommelbremse; ↓	2	24.3727-2500.2 582500	L= 1.752
1.6	55	06/98→12/01						
1.9 D	47	03/97→12/01			03/98→; Trommelbremse; ↓	2	24.3727-2500.2 582500	L= 1.752
SKODA - KAMIQ (NW4) 07/19→								
 Radbremszylinder								
1.0 TGI CNG 1.0 TSI 1.5 TSI 1.6 SRE 1.6 TDI	66 70 - 85 110 81 70 - 85	11/19→ 07/19→ 07/19→ 07/19→ 07/19→	➔		+PR 1KA	2	24.3220-1757.3 020605	ALU
Zubehörsatz, Bremsbacken								
1.0 TGI CNG 1.0 TSI 1.5 TSI 1.6 SRE 1.6 TDI	66 70 - 85 110 81 70 - 85	11/19→ 07/19→ 07/19→ 07/19→ 07/19→	➔		+PR 1KA		03.0137-9309.2 669309	AP
 Bremsbackensatz								
1.0 TGI CNG 1.0 TSI 1.5 TSI 1.6 SRE 1.6 TDI	66 70 - 85 110 81 70 - 85	11/19→ 07/19→ 07/19→ 07/19→ 07/19→	➔		+PR 1KA		03.0137-0540.2 650540	Ø 228 x 42 + HEB
SKODA - OCTAVIA I (1U2) 09/96→12/10								
 Radbremszylinder								
1.4 1.6 1.9 SDI	44 74 50	04/99→03/01 02/97→12/07 06/97→12/03	➔		+PR 1KN +PR 1KG	2	24.3219-0909.3 020188	ALU
1.4 16V 1.6	55 75	09/00→12/10 11/00→12/10	➔		+PR 1KN; → 06/10 +PR 1KG; → 06/10	2	24.3219-0909.3 020188	ALU
1.6 1.9 TDI	55 66	09/96→09/04 09/96→03/10	➔		10/96→; +PR 1KN 10/96→; +PR 1KG	2	24.3219-0909.3 020188	ALU
Zubehörsatz, Bremsbacken								
1.4 1.6 1.9 SDI	44 74 50	04/99→03/01 02/97→12/07 06/97→12/03	➔		+PR 1KN / 1KG		03.0137-9149.2 669149	
1.4 16V 1.6	55 75	09/00→12/10 11/00→12/10	➔		→ 06/10; +PR 1KN / 1KG		03.0137-9149.2 669149	
1.6 1.9 TDI	55 66	09/96→09/04 09/96→03/10	➔		10/96→; +PR 1KN / 1KG		03.0137-9149.2 669149	
 Bremstrommel								
1.4 1.6 1.9 SDI	44 74 50	04/99→03/01 02/97→12/07 06/97→12/03	➔		+PR 1KN / 1KG		24.0223-0016.1 480111	Ø 290 x 39 / 231,5
1.4 16V 1.6	55 75	09/00→12/10 11/00→12/10	➔		→ 06/10; +PR 1KN / 1KG		24.0223-0016.1 480111	Ø 290 x 39 / 231,5
1.6 1.9 TDI	55 66	09/96→09/04 09/96→03/10	➔		10/96→; +PR 1KN / 1KG		24.0223-0016.1 480111	Ø 290 x 39 / 231,5
 Bremsbackensatz								
1.4 1.6 1.9 SDI	44 74 50	04/99→03/01 02/97→12/07 06/97→12/03	➔		+PR 1KN / 1KG +PR 1KN +PR 1KG		03.0137-0357.2 650357	Ø 230 x 32 + HEB
1.4 16V 1.6	55 75	09/00→12/10 11/00→12/10	➔		→ 06/10; +PR 1KN / 1KG +PR 1KN; → 06/10 +PR 1KG; → 06/10		03.0137-0357.2 650357	Ø 230 x 32 + HEB
1.6 1.9 TDI	55 66	09/96→09/04 09/96→03/10	➔		10/96→; +PR 1KN / 1KG 10/96→; +PR 1KN		03.0137-0357.2 650357	Ø 230 x 32 + HEB
→								












	kw					! #		
SKODA - OCTAVIA I (1U2) 09/96→12/10								
 Bremsbackensatz								
1.6 1.9 TDI	55 66	09/96→09/04 09/96→03/10	➔	10/96→; +PR 1KG			03.0520-6920.3 696920	Ø 230 x 32 + RZ / + Zub TopKit
 Seilzug, Feststellbremse								
1.4	44	04/99→03/01		→ 1U-Y-294000; für Fahrzeuge ohne Schlechtwegeausführung; Trommelbremse; ⚠	2	24.3727-2503.2 582503	L= 1.620	
				→ 1U-Y-294000; für Fahrzeuge mit Schlechtwegeausführung; ⚠	2	24.3727-2505.2 582505	L= 1.620	
				1U-Y-294001→; Trommelbremse; ⚠	2	24.3727-2509.2 582509 24.3727-2511.2 582511	L= 1.620 L= 1.620	
1.4 16V	55	09/00→12/10		→ 1U-Y-294000; für Fahrzeuge ohne Schlechtwegeausführung; Trommelbremse; ⚠	2	24.3727-2503.2 582503	L= 1.620	
				→ 1U-Y-294000; für Fahrzeuge mit Schlechtwegeausführung; ⚠	2	24.3727-2505.2 582505	L= 1.620	
				1U-Y-294001→; → 06/10; Trommelbremse; ⚠	2	24.3727-2509.2 582509 24.3727-2511.2 582511	L= 1.620 L= 1.620	
1.6 1.9 TDI	55 66	09/96→09/04 09/96→03/10		10/96→; → 1U-Y-294000; Scheibenbremse; ⚠	2	24.3727-0149.2 580149	L= 1.688	
				1U-Y-294001→; → 07/00; Scheibenbremse; ⚠	2	24.3727-0173.2 580173	L= 1.693	
				10/96→; → 1U-Y-294000; für Fahrzeuge ohne Schlechtwegeausführung; Trommelbremse; ⚠	2	24.3727-2503.2 582503	L= 1.620	
				10/96→; → 1U-Y-294000; für Fahrzeuge mit Schlechtwegeausführung; ⚠	2	24.3727-2505.2 582505	L= 1.620	
				1U-Y-294001→; Trommelbremse; ⚠	2	24.3727-2509.2 582509 24.3727-2511.2 582511	L= 1.620 L= 1.620	
1.6 1.9 SDI	74 50	02/97→12/07 06/97→12/03		→ 1U-Y-294000; Scheibenbremse; ⚠	2	24.3727-0149.2 580149	L= 1.688	
				1U-Y-294001→; → 07/00; Scheibenbremse; ⚠	2	24.3727-0173.2 580173	L= 1.693	
				→ 1U-Y-294000; für Fahrzeuge ohne Schlechtwegeausführung; Trommelbremse; ⚠	2	24.3727-2503.2 582503	L= 1.620	
				→ 1U-Y-294000; für Fahrzeuge mit Schlechtwegeausführung; ⚠	2	24.3727-2505.2 582505	L= 1.620	
				1U-Y-294001→; Trommelbremse; ⚠	2	24.3727-2509.2 582509 24.3727-2511.2 582511	L= 1.620 L= 1.620	
1.6	75	11/00→12/10		→ 1U-Y-294000; Scheibenbremse; ⚠	2	24.3727-0149.2 580149	L= 1.688	
				→ 1U-Y-294000; für Fahrzeuge ohne Schlechtwegeausführung; Trommelbremse; ⚠	2	24.3727-2503.2 582503	L= 1.620	
				→ 1U-Y-294000; für Fahrzeuge mit Schlechtwegeausführung; ⚠	2	24.3727-2505.2 582505	L= 1.620	
				1U-Y-294001→; → 06/10; Trommelbremse; ⚠	2	24.3727-2509.2 582509 24.3727-2511.2 582511	L= 1.620 L= 1.620	
1.8	92	09/96→07/00		10/96→; → 1U-Y-294000; Scheibenbremse; ⚠	2	24.3727-0149.2 580149	L= 1.688	
				1U-Y-294001→; Scheibenbremse; ⚠	2	24.3727-0173.2 580173	L= 1.693	
1.8 T	110	08/97→12/10		03/98→; → 1U-Y-294000; Scheibenbremse; ⚠	2	24.3727-0149.2 580149	L= 1.688	
				1U-Y-294001→; → 07/00; Scheibenbremse; ⚠	2	24.3727-0173.2 580173	L= 1.693	
1.8 T 4x4	110	05/01→05/06		Scheibenbremse; ⚠	2	24.3727-0175.2 580175	L= 1.723	
1.9 TDI 2.0	81 85	08/97→01/06 04/99→05/07		→ 1U-Y-294000; Scheibenbremse; ⚠	2	24.3727-0149.2 580149	L= 1.688	
				1U-Y-294001→; → 07/00; Scheibenbremse; ⚠	2	24.3727-0173.2 580173	L= 1.693	
SKODA - OCTAVIA I Combi (1U5) 07/98→12/10								
 Radbremszylinder								
1.4 16V 1.6	55 75	08/00→12/10 09/00→12/10	➔	+PR 1KN; → 06/10	2	24.3219-0909.3 020188	ALU	
			➔	+PR 1KG; → 06/10	2	24.3220-0909.3 020210	ALU	
1.6	55 - 74	07/98→12/07	➔	+PR 1KN	2	24.3219-0909.3 020188	ALU	
→								

	kw					! #		
SKODA - OCTAVIA I Combi (1U5) 07/98→12/10								
 Radbremszylinder								
1.9 SDI 1.9 TDI	50 66	07/98→12/03 07/98→03/10	➡	+PR 1KG	2	24.3220-0909.3	020210	ALU
Zubehörsatz, Bremsbacken								
1.4 16V 1.6	55 75	08/00→12/10 09/00→12/10	➡	→ 06/10; +PR 1KN / 1KG		03.0137-9149.2	669149	
1.6 1.9 SDI 1.9 TDI	55 - 74 50 66	07/98→12/07 07/98→12/03 07/98→03/10	➡	+PR 1KN / 1KG		03.0137-9149.2	669149	
 Bremstrommel								
1.4 16V 1.6	55 75	08/00→12/10 09/00→12/10	➡	→ 06/10; +PR 1KN / 1KG		24.0223-0016.1	480111	Ø 290 x 39 / 231,5
1.6 1.9 SDI 1.9 TDI	55 - 74 50 66	07/98→12/07 07/98→12/03 07/98→03/10	➡	+PR 1KN / 1KG		24.0223-0016.1	480111	Ø 290 x 39 / 231,5
 Bremsbackensatz								
1.4 16V 1.6	55 75	08/00→12/10 09/00→12/10	➡	→ 06/10; +PR 1KN / 1KG		03.0137-0357.2	650357	Ø 230 x 32 + HEB
			➡	+PR 1KN; → 06/10		03.0520-5419.3	695419	Ø 230 x 32 + RZ / + Zub TopKit
			➡	+PR 1KG; → 06/10		03.0520-6920.3	696920	Ø 230 x 32 + RZ / + Zub TopKit
1.6 1.9 SDI 1.9 TDI	55 - 74 50 66	07/98→12/07 07/98→12/03 07/98→03/10	➡	+PR 1KN / 1KG +PR 1KN +PR 1KG		03.0137-0357.2 03.0520-5419.3 03.0520-6920.3	650357 695419 696920	Ø 230 x 32 + HEB Ø 230 x 32 + RZ / + Zub TopKit Ø 230 x 32 + RZ / + Zub TopKit
 Seilzug, Feststellbremse								
1.4 16V	55	08/00→12/10		→ 1U-Y-294000; für Fahrzeuge ohne Schlechtwegeausführung; Trommelbremse; ⚠	2	24.3727-2503.2	582503	L= 1.620
				→ 1U-Y-294000; für Fahrzeuge mit Schlechtwegeausführung; ⚠	2	24.3727-2505.2	582505	L= 1.620
				1U-Y-294001→; → 06/10; Trommelbremse; ⚠	2	24.3727-2509.2 24.3727-2511.2	582509 582511	L= 1.620 L= 1.620
1.6 1.9 SDI 1.9 TDI	55 - 74 50 66	07/98→12/07 07/98→12/03 07/98→03/10		→ 1U-Y-294000; Scheibenbremse; ⚠	2	24.3727-0149.2	580149	L= 1.688
				1U-Y-294001→; → 07/00; Scheibenbremse; ⚠	2	24.3727-0173.2	580173	L= 1.693
				→ 1U-Y-294000; für Fahrzeuge ohne Schlechtwegeausführung; Trommelbremse; ⚠	2	24.3727-2503.2	582503	L= 1.620
				→ 1U-Y-294000; für Fahrzeuge mit Schlechtwegeausführung; ⚠	2	24.3727-2505.2	582505	L= 1.620
				1U-Y-294001→; Trommelbremse; ⚠	2	24.3727-2509.2 24.3727-2511.2	582509 582511	L= 1.620 L= 1.620
1.6	75	09/00→12/10		→ 1U-Y-294000; Scheibenbremse; ⚠	2	24.3727-0149.2	580149	L= 1.688
				→ 1U-Y-294000; für Fahrzeuge ohne Schlechtwegeausführung; Trommelbremse; ⚠	2	24.3727-2503.2	582503	L= 1.620
				→ 1U-Y-294000; für Fahrzeuge mit Schlechtwegeausführung; ⚠	2	24.3727-2505.2	582505	L= 1.620
				1U-Y-294001→; → 06/10; Trommelbremse; ⚠	2	24.3727-2509.2 24.3727-2511.2	582509 582511	L= 1.620 L= 1.620
1.8 20V	92	07/98→07/00		→ 1U-Y-294000; Scheibenbremse; ⚠	2	24.3727-0149.2	580149	L= 1.688
				1U-Y-294001→; Scheibenbremse; ⚠	2	24.3727-0173.2	580173	L= 1.693
1.8 T 1.9 TDI 2.0	110 81 85	07/98→12/10 07/98→01/06 04/99→05/07		→ 1U-Y-294000; Scheibenbremse; ⚠	2	24.3727-0149.2	580149	L= 1.688
				1U-Y-294001→; → 07/00; Scheibenbremse; ⚠	2	24.3727-0173.2	580173	L= 1.693
1.8 T 4x4 1.9 TDI 4x4	110 66 - 74	05/01→05/06 11/99→02/06		Scheibenbremse; ⚠	2	24.3727-0175.2	580175	L= 1.723
2.0 4x4	85	08/00→09/04		05/01→; Scheibenbremse; ⚠	2	24.3727-0175.2	580175	L= 1.723
2.0 4x4	88	01/00→12/10		→ 06/10; Scheibenbremse; ⚠	2	24.3727-0175.2	580175	L= 1.723













	kw					! #		
SKODA - OCTAVIA I Kasten/Kombi (1U5) 08/00→03/10								
 Radbremszylinder								
1.9 D	50	08/00→12/03	➡	+PR 1KN		24.3219-0909.3	020188	ALU
1.9 TDI	66	08/00→03/10	➡	+PR 1KG		24.3220-0909.3	020210	ALU
Zubehörsatz, Bremsbacken								
1.9 D	50	08/00→12/03	➡	+PR 1KN / 1KG		03.0137-9149.2	669149	
1.9 TDI	66	08/00→03/10						
 Bremstrommel								
1.9 D	50	08/00→12/03	➡	+PR 1KN / 1KG		24.0223-0016.1	480111	Ø 290 x 39 / 231,5
1.9 TDI	66	08/00→03/10						
 Bremsbackensatz								
1.9 D	50	08/00→12/03	➡	+PR 1KN / 1KG		03.0137-0357.2	650357	Ø 230 x 32 + HEB
1.9 TDI	66	08/00→03/10	➡	+PR 1KN		03.0520-5419.3	695419	Ø 230 x 32 + RZ / + Zub TopKit
			➡	+PR 1KG		03.0520-6920.3	696920	Ø 230 x 32 + RZ / + Zub TopKit
 Seilzug, Feststellbremse								
1.9 D	50	08/00→12/03		→ 1U-Y-294000; Scheibenbremse; ⚠	2	24.3727-0149.2	580149	L= 1.688
1.9 TDI	66	08/00→03/10		1U-Y-294001→; Scheibenbremse; ⚠	2	24.3727-0173.2	580173	L= 1.693
				→ 1U-Y-294000; für Fahrzeuge ohne Schlechtwegeausführung; Trommelbremse; ⚠	2	24.3727-2503.2	582503	L= 1.620
				→ 1U-Y-294000; für Fahrzeuge mit Schlechtwegeausführung; ⚠	2	24.3727-2505.2	582505	L= 1.620
				1U-Y-294001→; Trommelbremse; ⚠	2	24.3727-2509.2	582509	L= 1.620
					2	24.3727-2511.2	582511	L= 1.620
SKODA - OCTAVIA II (1Z3) 02/04→06/13								
 Seilzug, Feststellbremse								
1.2 TSI	77	02/10→06/13		→ 01/13; Scheibenbremse; ⚠	2	24.3727-0195.2	580195	L= 1.447
1.4 TSI	90	11/08→06/13						
1.6 TDI	77	06/09→04/13						
1.8 TSI	112 - 118	06/07→06/13						
2.0 TDI	81	03/10→06/13						
2.0 TDI RS	125	04/06→02/13						
1.4	55	05/04→05/06		12/05→; Scheibenbremse; ⚠	2	24.3727-0195.2	580195	L= 1.447
1.6 FSI	85	02/04→10/08		06/04→ 11/05; Scheibenbremse; ⚠	2	24.3727-2708.2	582708	L= 1.447
2.0 TDI	100	02/04→05/10						
1.4	59	06/04→04/13		12/05→ 01/13; Scheibenbremse; ⚠	2	24.3727-0195.2	580195	L= 1.447
1.6	75	06/04→06/13		→ 11/05; Scheibenbremse; ⚠	2	24.3727-2708.2	582708	L= 1.447
2.0 TFSI	147	10/05→02/13						
1.6 LPG	75	08/09→11/12		09/09→; Scheibenbremse; ⚠	2	24.3727-0195.2	580195	L= 1.447
1.6 MultiFuel	75	01/08→06/13		09/09→ 01/13; Scheibenbremse; ⚠	2	24.3727-0195.2	580195	L= 1.447
1.9 TDI	77	06/04→12/10		12/05→; Scheibenbremse; ⚠	2	24.3727-0195.2	580195	L= 1.447
2.0 FSI	110	11/04→10/08		→ 11/05; Scheibenbremse; ⚠	2	24.3727-2708.2	582708	L= 1.447
2.0 TDI	103	11/05→05/10						
2.0 TDI 16V	103	02/04→04/13		12/05→ 01/13; Scheibenbremse; ⚠	2	24.3727-0195.2	580195	L= 1.447
				06/04→ 11/05; Scheibenbremse; ⚠	2	24.3727-2708.2	582708	L= 1.447
SKODA - OCTAVIA II Combi (1Z5) 02/04→06/13								
 Seilzug, Feststellbremse								
1.2 TSI	77	02/10→04/13		→ 01/13; Scheibenbremse; ⚠	2	24.3727-0195.2	580195	L= 1.447
1.4	59	05/06→06/13						
1.4 TSI	90	11/08→06/13						
1.6 TDI	77	06/09→04/13						
1.6 TDI 4x4	77	06/09→02/13						
1.8 TSI	112 - 118	06/07→06/13						
1.8 TSI 4x4	112 - 118	11/08→02/13						
2.0 TDI	81	03/10→06/13						
2.0 TDI 16V 4x4	103	05/10→02/13						
2.0 TDI 4x4	81	05/11→02/13						
2.0 TDI RS	125	04/06→02/13						
1.4	55	05/04→05/06		12/05→; Scheibenbremse; ⚠	2	24.3727-0195.2	580195	L= 1.447
1.6 FSI	85	02/04→10/08		06/04→ 11/05; Scheibenbremse; ⚠	2	24.3727-2708.2	582708	L= 1.447
2.0 TDI 16V	100	02/04→05/10						
1.6	75	09/04→06/13		12/05→ 01/13; Scheibenbremse; ⚠	2	24.3727-0195.2	580195	L= 1.447
2.0 TFSI	147	10/05→02/13		→ 11/05; Scheibenbremse; ⚠	2	24.3727-2708.2	582708	L= 1.447
→								














	kw					! #		
SKODA - OCTAVIA II Combi (1Z5) 02/04→06/13								
 Seilzug, Feststellbremse								
1.6 LPG	75	08/09→11/12		09/09→; Scheibenbremse; 	2	24.3727-0195.2	580195	L= 1.447
1.6 MultiFuel	75	01/08→06/13		09/09→ 01/13; Scheibenbremse; 	2	24.3727-0195.2	580195	L= 1.447
1.9 TDI	77	09/04→12/10		12/05→; Scheibenbremse; 	2	24.3727-0195.2	580195	L= 1.447
1.9 TDI 4x4	77	11/04→12/10		→ 11/05; Scheibenbremse; 	2	24.3727-2708.2	582708	L= 1.447
2.0 FSI	110	11/04→10/08						
2.0 FSI 4x4	110	11/04→04/09						
2.0 TDI	103	11/05→05/10						
2.0 TDI 16V	103	02/04→05/13		12/05→ 01/13; Scheibenbremse; 	2	24.3727-0195.2	580195	L= 1.447
				06/04→ 11/05; Scheibenbremse; 	2	24.3727-2708.2	582708	L= 1.447
2.0 TDI 4x4	103	07/06→05/10		Scheibenbremse; 	2	24.3727-0195.2	580195	L= 1.447
SKODA - RAPID (NA2) 09/11→								
 Radbremszylinder								
1.6 TDI	77	10/11→12/13		+PR 1KL	2	24.3219-1762.3	020550	ALU
Zubehörsatz, Bremsbacken								
1.6 TDI	77	10/11→12/13		+PR 1KL		03.0137-9309.2	669309	AP
 Bremsbackensatz								
1.6 TDI	77	10/11→12/13		+PR 1KL		03.0137-0521.2	650521	AP Ø 228 x 33 - HEB
						03.0520-8519.3	698519	Ø 228 x 33 + RZ / + Zub TopKit
 Seilzug, Feststellbremse								
1.6 TDI	77	10/11→12/13		+PR 1KT; Scheibenbremse; 	2	24.3727-2710.2	582710	L= 1.780
				+PR 1KL; Trommelbremse; 	2	24.3727-2711.2	582711	L= 1.707
SKODA - RAPID (NH3, NK3, NK6) 07/12→								
 Radbremszylinder								
1.0 TSI	70 - 81	06/17→12/19		+PR 1KL	2	24.3219-1762.3	020550	ALU
1.2 TSI	66 - 81	05/15→12/19						
1.4 TDI	66	05/15→12/19						
1.4 TSI	92	05/15→12/19						
1.6	81	05/15→12/19						
1.6 SRE	66	06/15→12/19						
1.6 TDI	66 - 85	08/13→12/19						
1.2	55	07/12→06/15		10/12→; +PR 1KL	2	24.3219-1762.3	020550	ALU
1.2 LPG	55 - 63	07/12→06/15						
1.2 TSI	63 - 77	07/12→05/15						
1.4 TSI	90	07/12→06/15						
1.6 TDI	77	07/12→12/19						
1.6	77	07/12→06/15		07/13→; +PR 1KL	2	24.3219-1762.3	020550	ALU
Zubehörsatz, Bremsbacken								
1.0 TSI	70 - 81	06/17→12/19		+PR 1KL		03.0137-9309.2	669309	AP
1.2 TSI	66 - 81	05/15→12/19						
1.4 TDI	66	05/15→12/19						
1.4 TSI	92	05/15→12/19						
1.6	81	05/15→12/19						
1.6 SRE	66	06/15→12/19						
1.6 TDI	66 - 85	08/13→12/19						
1.2	55	07/12→06/15		10/12→; +PR 1KL		03.0137-9309.2	669309	AP
1.2 LPG	55 - 63	07/12→06/15						
1.2 TSI	63 - 77	07/12→05/15						
1.4 TSI	90	07/12→06/15						
1.6 TDI	77	07/12→12/19						
1.6	77	07/12→06/15		07/13→; +PR 1KL		03.0137-9309.2	669309	AP
 Bremsbackensatz								
1.0 TSI	70 - 81	06/17→12/19		+PR 1KL		03.0137-0521.2	650521	AP Ø 228 x 33 - HEB
1.2 TSI	66 - 81	05/15→12/19				03.0520-8519.3	698519	Ø 228 x 33 + RZ / + Zub TopKit
1.4 TDI	66	05/15→12/19						































	kw			 	! #		
SKODA - RAPID (NH3, NK3, NK6) 07/12→							
 Bremsbackensatz							
1.4 TSI 1.6 1.6 SRE 1.6 TDI	92 81 66 66 - 85	05/15→12/19 05/15→12/19 06/15→12/19 08/13→12/19	➡	+PR 1KL		03.0137-0521.2 650521 03.0520-8519.3 698519	AP Ø 228 x 33 - HEB Ø 228 x 33 + RZ / + Zub TopKit
1.2 1.2 LPG 1.2 TSI 1.4 TSI 1.6 TDI	55 55 - 63 63 - 77 90 77	07/12→06/15 07/12→06/15 07/12→05/15 07/12→06/15 07/12→12/19	➡	10/12→; +PR 1KL		03.0137-0521.2 650521 03.0520-8519.3 698519	AP Ø 228 x 33 - HEB Ø 228 x 33 + RZ / + Zub TopKit
1.6	77	07/12→06/15	➡	07/13→; +PR 1KL		03.0137-0521.2 650521 03.0520-8519.3 698519	AP Ø 228 x 33 - HEB Ø 228 x 33 + RZ / + Zub TopKit
 Seilzug, Feststellbremse							
1.0 TSI 1.2 TSI 1.4 TDI 1.6 1.6 SRE 1.6 TDI	70 - 81 66 - 81 66 81 66 66 - 85	06/17→12/19 05/15→12/19 05/15→12/19 05/15→12/19 06/15→12/19 08/13→12/19		+PR 1KT; Scheibenbremse; ⬇ +PR 1KL; Trommelbremse; ⬇	2 2	24.3727-2710.2 582710 24.3727-2711.2 582711	L= 1.780 L= 1.707
1.2 1.2 LPG 1.2 TSI 1.4 TSI 1.6 TDI	55 55 - 63 63 - 77 90 77	07/12→06/15 07/12→06/15 07/12→05/15 07/12→06/15 07/12→12/19		10/12→; +PR 1KT; Scheibenbremse; ⬇ 10/12→; +PR 1KL; Trommelbremse; ⬇	2 2	24.3727-2710.2 582710 24.3727-2711.2 582711	L= 1.780 L= 1.707
1.4 TSI 1.6	92 77	05/15→12/19 07/12→06/15		+PR 1KT; Scheibenbremse; ⬇ 07/13→; +PR 1KT; Scheibenbremse; ⬇	2 2	24.3727-2710.2 582710 24.3727-2710.2 582710	L= 1.780 L= 1.780
				07/13→; +PR 1KL; Trommelbremse; ⬇	2	24.3727-2711.2 582711	L= 1.707
SKODA - RAPID Spaceback (NH1) 07/12→12/19							
 Radbremszylinder							
1.0 TSI 1.2 TSI 1.4 TDI 1.4 TSI 1.6 SRE 1.6 TDI	70 - 81 66 - 81 66 92 81 66 - 85	06/17→12/19 05/15→12/19 05/15→12/19 05/15→12/19 05/15→12/19 08/13→12/19	➡	+PR 1KL	2	24.3219-1762.3 020550	ALU
1.2 1.2 LPG 1.2 TSI 1.4 TSI 1.6 TDI	55 55 - 63 63 - 77 90 77	07/12→06/15 07/12→06/15 07/12→05/15 07/12→06/15 07/12→12/19	➡	10/12→; +PR 1KL	2	24.3219-1762.3 020550	ALU
1.6	77	07/12→06/15	➡	07/13→; +PR 1KL	2	24.3219-1762.3 020550	ALU
Zubehörsatz, Bremsbacken							
1.0 TSI 1.2 TSI 1.4 TDI 1.4 TSI 1.6 SRE 1.6 TDI	70 - 81 66 - 81 66 92 81 66 - 85	06/17→12/19 05/15→12/19 05/15→12/19 05/15→12/19 05/15→12/19 08/13→12/19	➡	+PR 1KL		03.0137-9309.2 669309	AP
1.2 1.2 LPG 1.2 TSI 1.4 TSI 1.6 TDI	55 55 - 63 63 - 77 90 77	07/12→06/15 07/12→06/15 07/12→05/15 07/12→06/15 07/12→12/19	➡	10/12→; +PR 1KL		03.0137-9309.2 669309	AP
1.6 →	77	07/12→06/15	➡	07/13→; +PR 1KL		03.0137-9309.2 669309	AP
























	kw					! #		
SKODA - RAPID Spaceback (NH1) 07/12→12/19								
 Bremsbackensatz								
1.0 TSI	70 - 81	06/17→12/19	➔	+PR 1KL			03.0137-0521.2 650521	AP Ø 228 x 33 - HEB
1.2 TSI	66 - 81	05/15→12/19					03.0520-8519.3 698519	Ø 228 x 33 + RZ / + Zub TopKit
1.4 TDI	66	05/15→12/19						
1.4 TSI	92	05/15→12/19						
1.6 SRE	81	05/15→12/19						
1.6 TDI	66 - 85	08/13→12/19						
1.2	55	07/12→06/15	➔	10/12→; +PR 1KL			03.0137-0521.2 650521	AP Ø 228 x 33 - HEB
1.2 LPG	55 - 63	07/12→06/15					03.0520-8519.3 698519	Ø 228 x 33 + RZ / + Zub TopKit
1.2 TSI	63 - 77	07/12→05/15						
1.4 TSI	90	07/12→06/15						
1.6 TDI	77	07/12→12/19						
1.6	77	07/12→06/15	➔	07/13→; +PR 1KL			03.0137-0521.2 650521	AP Ø 228 x 33 - HEB
							03.0520-8519.3 698519	Ø 228 x 33 + RZ / + Zub TopKit
 Seilzug, Feststellbremse								
1.0 TSI	70 - 81	06/17→12/19		+PR 1KT; Scheibenbremse; ⚡	2	24.3727-2710.2 582710	L= 1.780	
1.2 TSI	66 - 81	05/15→12/19		+PR 1KL; Trommelbremse; ⚡	2	24.3727-2711.2 582711	L= 1.707	
1.4 TDI	66	05/15→12/19						
1.6 SRE	81	05/15→12/19						
1.6 TDI	66 - 85	08/13→12/19						
1.2	55	07/12→06/15		10/12→; +PR 1KT; Scheibenbremse; ⚡	2	24.3727-2710.2 582710	L= 1.780	
1.2 LPG	55 - 63	07/12→06/15		10/12→; +PR 1KL; Trommelbremse; ⚡	2	24.3727-2711.2 582711	L= 1.707	
1.2 TSI	63 - 77	07/12→05/15						
1.4 TSI	90	07/12→06/15						
1.6 TDI	77	07/12→12/19						
1.4 TSI	92	05/15→12/19		+PR 1KT; Scheibenbremse; ⚡	2	24.3727-2710.2 582710	L= 1.780	
1.6	77	07/12→06/15		07/13→; +PR 1KT; Scheibenbremse; ⚡	2	24.3727-2710.2 582710	L= 1.780	
				07/13→; +PR 1KL; Trommelbremse; ⚡	2	24.3727-2711.2 582711	L= 1.707	
SKODA - ROOMSTER (5J7) 03/06→05/15								
 Radbremszylinder								
1.2	47	05/06→01/07	➔	07/06→; +PR 1KC	2	24.3219-0909.3 020188	ALU	
1.2	51	01/07→05/15	➔	→ 04/15; +PR 1KC	2	24.3219-0909.3 020188	ALU	
1.2 LPG	51	03/09→05/15						
1.4	63	09/06→05/15	➔	03/10→ 04/15; +PR 1KL	2	24.3219-1762.3 020550	ALU	
1.6	77	09/06→05/15						
1.2 TDI	55	03/10→05/15	➔	→ 04/15; +PR 1KC	2	24.3219-0909.3 020188	ALU	
1.2 TSI	63 - 77	03/10→05/15	➔	→ 04/15; +PR 1KL	2	24.3219-1762.3 020550	ALU	
1.4 LPG	63	03/10→05/15						
1.6 TDI	66 - 77	03/10→05/15						
1.4 TDI	51 - 59	07/06→03/10	➔	+PR 1KC	2	24.3219-0909.3 020188	ALU	
1.6 LPG	77	06/06→07/10	➔	03/10→; +PR 1KL	2	24.3219-1762.3 020550	ALU	
1.9 TDI	77	09/06→03/10						
Zubehörsatz, Bremsbacken								
1.2	47	05/06→01/07	➔	07/06→; +PR 1KC		03.0137-9149.2 669149		
1.2	51	01/07→05/15	➔	→ 04/15; +PR 1KC		03.0137-9149.2 669149		
1.2 LPG	51	03/09→05/15						
1.4	63	09/06→05/15	➔	03/10→ 04/15; +PR 1KL		03.0137-9309.2 669309	AP	
1.6	77	09/06→05/15						
1.2 TDI	55	03/10→05/15	➔	→ 04/15; +PR 1KC		03.0137-9149.2 669149		
1.2 TSI	63 - 77	03/10→05/15	➔	→ 04/15; +PR 1KL		03.0137-9309.2 669309	AP	
1.4 LPG	63	03/10→05/15						
1.6 TDI	66 - 77	03/10→05/15						
1.4 TDI	51 - 59	07/06→03/10	➔	+PR 1KC		03.0137-9149.2 669149		
1.6 LPG	77	06/06→07/10	➔	03/10→; +PR 1KL		03.0137-9309.2 669309	AP	
1.9 TDI	77	09/06→03/10						
 Bremstrommel								
1.2	47	05/06→01/07	➔	+PR 1KC		24.0223-0016.1 480111	Ø 290 x 39 / 231,5	
➔								































	kw					! #		
SKODA - ROOMSTER (5J7) 03/06→05/15								
 Bremstrommel								
1.4 TDI	51 - 59	07/06→03/10	➡	+PR 1KC			24.0223-0016.1 480111	Ø 290 x 39 / 231,5
1.6 LPG	77	06/06→07/10						
1.9 TDI	77	09/06→03/10						
1.2	51	01/07→05/15	➡	→ 04/15; +PR 1KC			24.0223-0016.1 480111	Ø 290 x 39 / 231,5
1.2 LPG	51	03/09→05/15						
1.2 TDI	55	03/10→05/15						
1.2 TSI	63 - 77	03/10→05/15						
1.4	63	09/06→05/15						
1.4 LPG	63	03/10→05/15						
1.6	77	09/06→05/15						
1.6 TDI	66 - 77	03/10→05/15						
 Bremsbackensatz								
1.2	47	05/06→01/07	➡	07/06→; +PR 1KC			03.0137-0357.2 650357	Ø 230 x 32 + HEB
			➡	+PR 1KL			03.0520-5419.3 695419	Ø 230 x 32 + RZ / + Zub TopKit
			➡	+PR 1KL			03.0520-8519.3 698519	Ø 228 x 33 + RZ / + Zub TopKit
1.2	51	01/07→05/15	➡	→ 04/15; +PR 1KC			03.0137-0357.2 650357	Ø 230 x 32 + HEB
1.2 LPG	51	03/09→05/15					03.0520-5419.3 695419	Ø 230 x 32 + RZ / + Zub TopKit
1.4	63	09/06→05/15						
1.6	77	09/06→05/15	➡	03/10→ 04/15; +PR 1KL			03.0137-0521.2 650521	AP Ø 228 x 33 - HEB
							03.0520-8519.3 698519	Ø 228 x 33 + RZ / + Zub TopKit
1.2 TDI	55	03/10→05/15	➡	→ 04/15; +PR 1KC			03.0137-0357.2 650357	Ø 230 x 32 + HEB
1.2 TSI	63 - 77	03/10→05/15					03.0520-5419.3 695419	Ø 230 x 32 + RZ / + Zub TopKit
1.4 LPG	63	03/10→05/15	➡	→ 04/15; +PR 1KL			03.0137-0521.2 650521	AP Ø 228 x 33 - HEB
1.6 TDI	66 - 77	03/10→05/15					03.0520-8519.3 698519	Ø 228 x 33 + RZ / + Zub TopKit
1.4 TDI	51 - 59	07/06→03/10	➡	+PR 1KC			03.0137-0357.2 650357	Ø 230 x 32 + HEB
1.6 LPG	77	06/06→07/10					03.0520-5419.3 695419	Ø 230 x 32 + RZ / + Zub TopKit
1.9 TDI	77	09/06→03/10	➡	03/10→; +PR 1KL			03.0137-0521.2 650521	AP Ø 228 x 33 - HEB
							03.0520-8519.3 698519	Ø 228 x 33 + RZ / + Zub TopKit
1.9 TDI	74	03/06→05/06	➡	+PR 1KL			03.0520-8519.3 698519	Ø 228 x 33 + RZ / + Zub TopKit
SKODA - ROOMSTER Praktik (5J) 03/07→05/15								
 Radbremszylinder								
1.2	51	03/07→05/15	➡	→ 04/15; +PR 1KC			24.3219-0909.3 020188	ALU
1.4	63	03/07→05/15	➡	03/10→ 04/15; +PR 1KL			24.3219-1762.3 020550	ALU
1.2 TDI	55	03/10→05/15	➡	→ 04/15; +PR 1KC			24.3219-0909.3 020188	ALU
1.2 TSI	63	03/10→05/15	➡	→ 04/15; +PR 1KL			24.3219-1762.3 020550	ALU
1.6 TDI	66	03/10→05/15	➡	→ 04/15; +PR 1KL				
1.4 TDI	51 - 59	03/07→03/10	➡	+PR 1KC			24.3219-0909.3 020188	ALU
			➡	03/10→; +PR 1KL			24.3219-1762.3 020550	ALU
Zubehörsatz, Bremsbacken								
1.2	51	03/07→05/15	➡	→ 04/15; +PR 1KC			03.0137-9149.2 669149	
1.4	63	03/07→05/15	➡	03/10→ 04/15; +PR 1KL			03.0137-9309.2 669309	AP
1.2 TDI	55	03/10→05/15	➡	→ 04/15; +PR 1KC			03.0137-9149.2 669149	
1.2 TSI	63	03/10→05/15	➡	→ 04/15; +PR 1KL			03.0137-9309.2 669309	AP
1.6 TDI	66	03/10→05/15	➡	→ 04/15; +PR 1KL				
1.4 TDI	51 - 59	03/07→03/10	➡	+PR 1KC			03.0137-9149.2 669149	
			➡	03/10→; +PR 1KL			03.0137-9309.2 669309	AP
 Bremstrommel								
1.2	51	03/07→05/15	➡	→ 04/15; +PR 1KC			24.0223-0016.1 480111	Ø 290 x 39 / 231,5
1.2 TDI	55	03/10→05/15						
1.2 TSI	63	03/10→05/15						
1.4	63	03/07→05/15						
1.6 TDI	66	03/10→05/15						
1.4 TDI	51 - 59	03/07→03/10	➡	+PR 1KC			24.0223-0016.1 480111	Ø 290 x 39 / 231,5
 Bremsbackensatz								
1.2	51	03/07→05/15	➡	→ 04/15; +PR 1KC			03.0137-0357.2 650357	Ø 230 x 32 + HEB
1.4	63	03/07→05/15	➡	03/10→ 04/15; +PR 1KL			03.0520-5419.3 695419	Ø 230 x 32 + RZ / + Zub TopKit
			➡	03/10→ 04/15; +PR 1KL			03.0137-0521.2 650521	AP Ø 228 x 33 - HEB
							03.0520-8519.3 698519	Ø 228 x 33 + RZ / + Zub TopKit
1.2 TDI	55	03/10→05/15	➡	→ 04/15; +PR 1KC			03.0137-0357.2 650357	Ø 230 x 32 + HEB




















	kw					! #		
SKODA - ROOMSTER Praktik (5J) 03/07→05/15								
 Bremsbackensatz								
1.2 TSI 1.6 TDI	63 66	03/10→05/15 03/10→05/15	➡	→ 04/15; +PR 1KC		03.0520-5419.3 695419	Ø 230 x 32 + RZ / + Zub TopKit	
			➡	→ 04/15; +PR 1KL		03.0137-0521.2 650521	AP Ø 228 x 33 - HEB	
						03.0520-8519.3 698519	Ø 228 x 33 + RZ / + Zub TopKit	
1.4 TDI	51 - 59	03/07→03/10	➡	+PR 1KC		03.0137-0357.2 650357	Ø 230 x 32 + HEB	
			➡	03/10→; +PR 1KL		03.0520-5419.3 695419	Ø 230 x 32 + RZ / + Zub TopKit	
						03.0137-0521.2 650521	AP Ø 228 x 33 - HEB	
						03.0520-8519.3 698519	Ø 228 x 33 + RZ / + Zub TopKit	
SKODA - SCALA (NW1) 02/19→								
 Radbremszylinder								
1.0 TGI CNG 1.0 TSI 1.5 TSI 1.6 SRE 1.6 TDI	66 70 - 85 110 81 70 - 85	11/19→ 02/19→ 02/19→ 02/19→ 02/19→	➡	+PR 1KA	2	24.3220-1757.3 020605	ALU	
Zubehörsatz, Bremsbacken								
1.0 TGI CNG 1.0 TSI 1.5 TSI 1.6 SRE 1.6 TDI	66 70 - 85 110 81 70 - 85	11/19→ 02/19→ 02/19→ 02/19→ 02/19→	➡	+PR 1KA		03.0137-9309.2 669309	AP	
 Bremsbackensatz								
1.0 TGI CNG 1.0 TSI 1.5 TSI 1.6 SRE 1.6 TDI	66 70 - 85 110 81 70 - 85	11/19→ 02/19→ 02/19→ 02/19→ 02/19→	➡	+PR 1KA		03.0137-0540.2 650540	Ø 228 x 42 + HEB	
SKODA - SUPERB I (3U4) 12/01→03/08								
 Seilzug, Feststellbremse								
1.8 T 2.0	110 85	12/01→03/08 12/01→03/08		→ 02/08; Scheibenbremse; <input type="checkbox"/>		24.3727-2506.2 582506	L= 1.992	
				→ 02/08; Scheibenbremse; <input type="checkbox"/>		24.3727-2507.2 582507	L= 1.992	
1.9 TDI 2.0 TDI 2.5 TDI	74 - 77 91 114	08/02→05/07 02/06→03/08 12/01→08/03		Scheibenbremse; <input type="checkbox"/>		24.3727-2506.2 582506	L= 1.992	
				Scheibenbremse; <input type="checkbox"/>		24.3727-2507.2 582507	L= 1.992	
1.9 TDI 2.0 TDI 2.5 TDI 2.8 V6	85 - 96 103 120 140 - 142	12/01→03/08 10/05→03/08 06/03→03/08 12/01→03/08		→ 12/07; Scheibenbremse; <input type="checkbox"/>		24.3727-2506.2 582506	L= 1.992	
				→ 12/07; Scheibenbremse; <input type="checkbox"/>		24.3727-2507.2 582507	L= 1.992	
SKODA - SUPERB II (3T4) 03/08→05/15								
 Seilzug, Feststellbremse								
1.4 TSI 1.8 TSI 1.9 TDI 2.0 TDI	92 118 77 103 - 125	07/08→05/15 03/08→05/15 03/08→11/10 03/08→05/15		08/08→ 11/08; +PR 1SA / 1SK; Scheibenbremse; <input type="checkbox"/>	2	24.3727-2510.2 582510	L= 1.590	
1.8 TSI 4x4 3.6 FSI 4x4	118 191	11/08→05/15 11/08→05/15		→ 11/08; +PR 1SA / 1SK; Scheibenbremse; <input type="checkbox"/>	2	24.3727-2510.2 582510	L= 1.590	
2.0 TDI 4x4	125	09/08→05/15		10/08→ 11/08; +PR 1SA / 1SK; Scheibenbremse; <input type="checkbox"/>	2	24.3727-2510.2 582510	L= 1.590	
SKODA - YETI (5L) 05/09→12/17								
 Seilzug, Feststellbremse								
1.2 TSI 1.4 TSI 1.4 TSI 4x4 1.6 1.6 TDI 1.8 TSI 4x4	77 - 81 90 - 92 110 81 77 112 - 118	09/09→12/17 06/10→12/17 05/15→12/17 04/14→12/17 11/10→05/15 05/09→12/17		+PR 1SA / 1SK; Scheibenbremse; <input type="checkbox"/>	2	24.3727-0195.2 580195	L= 1.447	





















	kW			 	! #		
SKODA - YETI (5L) 05/09→12/17							
 Seilzug, Feststellbremse							
2.0 TDI	81 - 110	11/09→12/17		+PR 1SA / 1SK; Scheibenbremse; 	2	24.3727-0195.2 580195	L= 1.447
2.0 TDI 4x4	81 - 125	05/09→12/17					
SMART - CABRIO (450) 03/00→01/04							
 Radbremszylinder							
0.6	40 - 52	03/00→01/04	➔	J 000001→; 		24.3220-1735.3 020521	ALU
0.7	45 - 55	01/03→01/04	➔	J 000001→; 		24.3220-1736.3 020522	ALU
0.8 CDI	30	03/01→01/04	➔	→ J 000000; 		24.3222-1721.3 020456	GG
			➔	→ J 000000; 		24.3222-1722.3 020457	GG
Zubehörsatz, Bremsbacken							
0.6	40 - 52	03/00→01/04	➔	J 000001→		03.0137-9308.2 669308	
0.7	45 - 55	01/03→01/04	➔	→ J 000000		03.0137-9308.2 669308	
0.8 CDI	30	03/01→01/04					
 Bremstrommel							
0.6	40 - 52	03/00→01/04	➔			24.0220-3027.1 480168	Ø 235 x 39,6 / 204,5
0.7	45 - 55	01/03→01/04					
0.8 CDI	30	03/01→01/04					
 Bremsbackensatz							
0.6	40 - 52	03/00→01/04	➔	→ J 000000		03.0137-0393.2 650393	BOS Ø 203 x 32 + HEB
0.7	45 - 55	01/03→01/04				03.0520-6522.3 696522	BOS Ø 203 x 32 + RZ / + Zub TopKit
0.8 CDI	30	03/01→01/04					
 Seilzug, Feststellbremse							
0.6	40 - 52	03/00→01/04		Trommelbremse; 	1	24.3727-2802.2 582802	Satz L= 990 L2= 990 + Zub
0.7	45 - 55	01/03→01/04					
0.8 CDI	30	03/01→01/04					
SMART - CITY-COUBE (450) 07/98→01/04							
 Radbremszylinder							
0.6	45 - 52	01/01→01/04	➔	J 000001→; 		24.3220-1735.3 020521	ALU
0.8 CDI	30	11/99→01/04	➔	J 000001→; 		24.3220-1736.3 020522	ALU
			➔	→ J 000000; 		24.3222-1721.3 020456	GG
			➔	→ J 000000; 		24.3222-1722.3 020457	GG
0.6	33 - 40	07/98→01/04	➔	→ 10/99; 		24.3217-1713.3 020450	GG
			➔	→ 10/99; 		24.3217-1714.3 020451	GG
			➔	11/99→; 		24.3222-1721.3 020456	GG
			➔	11/99→; 		24.3222-1722.3 020457	GG
0.7	37 - 55	01/03→01/04	➔			24.3222-1721.3 020456	GG
			➔			24.3222-1722.3 020457	GG
Zubehörsatz, Bremsbacken							
0.6	45 - 52	01/01→01/04	➔	J 000001→		03.0137-9308.2 669308	
0.8 CDI	30	11/99→01/04	➔	→ J 000000		03.0137-9308.2 669308	
0.6	33 - 40	07/98→01/04	➔			03.0137-9308.2 669308	
0.7	37 - 55	01/03→01/04					
 Bremstrommel							
0.6	33 - 52	07/98→01/04	➔			24.0220-3027.1 480168	Ø 235 x 39,6 / 204,5
0.7	37 - 55	01/03→01/04					
0.8 CDI	30	11/99→01/04					
→							

	kw			 	! #		
SMART - CITY-COUPE (450) 07/98→01/04							
 Bremsbackensatz							
0.6	45 - 52	01/01→01/04	➔	→ J 000000		03.0137-0393.2 650393	BOS Ø 203 x 32 + HEB
0.8 CDI	30	11/99→01/04				03.0520-6522.3 696522	BOS Ø 203 x 32 + RZ / + Zub TopKit
0.6	33 - 40	07/98→01/04	➔			03.0137-0393.2 650393	BOS Ø 203 x 32 + HEB
			➔	11/99→		03.0520-6522.3 696522	BOS Ø 203 x 32 + RZ / + Zub TopKit
0.7	37 - 55	01/03→01/04	➔			03.0137-0393.2 650393	BOS Ø 203 x 32 + HEB
						03.0520-6522.3 696522	BOS Ø 203 x 32 + RZ / + Zub TopKit
 Seilzug, Feststellbremse							
0.6	33 - 52	07/98→01/04		Trommelbremse; 	1	24.3727-2802.2 582802	Satz L= 990 L2= 990 + Zub
0.7	37 - 55	01/03→01/04					
0.8 CDI	30	11/99→01/04					
SMART - CROSSBLADE (450) 06/02→12/03							
 Radbremszylinder							
0.6	52	06/02→12/03	➔	J 000001→; 		24.3220-1735.3 020521	ALU
			➔	J 000001→; 		24.3220-1736.3 020522	ALU
			➔	→ J 000000; 		24.3222-1721.3 020456	GG
			➔	→ J 000000; 		24.3222-1722.3 020457	GG
Zubehörsatz, Bremsbacken							
0.6	52	06/02→12/03	➔	J 000001→		03.0137-9308.2 669308	
			➔	→ J 000000		03.0137-9308.2 669308	
 Bremstrommel							
0.6	52	06/02→12/03	➔			24.0220-3027.1 480168	Ø 235 x 39,6 / 204,5
 Bremsbackensatz							
0.6	52	06/02→12/03	➔	→ J 000000		03.0137-0393.2 650393	BOS Ø 203 x 32 + HEB
						03.0520-6522.3 696522	BOS Ø 203 x 32 + RZ / + Zub TopKit
 Seilzug, Feststellbremse							
0.6	52	06/02→12/03		Trommelbremse; 	1	24.3727-2802.2 582802	Satz L= 990 L2= 990 + Zub
SMART - FORFOUR (454) 01/04→06/06							
 Radbremszylinder							
1.1	55	01/04→06/06	➔	03/04→	2	24.3219-1757.3 020517	TRW ALU
1.3	70	01/04→06/06					
1.1	47	02/05→06/06	➔		2	24.3219-1757.3 020517	TRW ALU
1.5 CDI	50	09/04→06/06					
1.5	90	01/04→06/06	➔	11/04→	2	24.3219-1757.3 020517	TRW ALU
Zubehörsatz, Bremsbacken							
1.1	47 - 55	01/04→06/06	➔			03.0137-9347.2 669347	
1.3	70	01/04→06/06					
1.5	90	01/04→06/06					
1.5 CDI	50	09/04→06/06					
 Bremsbackensatz							
1.1	55	01/04→06/06	➔			03.0137-0477.2 650477	Ø 203 x 38 + HEB
1.3	70	01/04→06/06	➔	03/04→		03.0520-7319.3 697319	Ø 203 x 38 + RZ / + Zub TopKit
1.1	47	02/05→06/06	➔			03.0137-0477.2 650477	Ø 203 x 38 + HEB
1.5 CDI	50	09/04→06/06				03.0520-7319.3 697319	Ø 203 x 38 + RZ / + Zub TopKit
1.5	90	01/04→06/06	➔			03.0137-0477.2 650477	Ø 203 x 38 + HEB
			➔	11/04→		03.0520-7319.3 697319	Ø 203 x 38 + RZ / + Zub TopKit
SMART - FORFOUR Schrägheck (453) 07/14→							
 Radbremszylinder							
0.9	66	11/14→	➔			24.3222-1749.3 020601	ALU
0.9 Brabus	80	07/16→					
→							

















	kw			 	! #		
SMART - FORFOUR Schrägheck (453) 07/14→							
 Radbremszylinder							
electric drive / EQ	41	05/17→	➔	<input type="checkbox"/>		24.3222-1750.3	020602 ALU
electric drive	60	05/17→					
1.0	45	11/14→	➔	01/15→; <input type="checkbox"/>		24.3222-1749.3	020601 ALU
			➔	01/15→; <input type="checkbox"/>		24.3222-1750.3	020602 ALU
1.0	52	07/14→	➔	11/14→; <input type="checkbox"/>		24.3222-1749.3	020601 ALU
			➔	11/14→; <input type="checkbox"/>		24.3222-1750.3	020602 ALU
Zubehörsatz, Bremsbacken							
0.9	66	11/14→	➔			03.0137-9309.2	669309 AP
0.9 Brabus	80	07/16→					
electric drive / EQ	41	05/17→					
electric drive	60	05/17→					
1.0	45	11/14→	➔	01/15→		03.0137-9309.2	669309 AP
1.0	52	07/14→	➔	11/14→		03.0137-9309.2	669309 AP
 Bremsbackensatz							
0.9	66	11/14→	➔			03.0137-0531.2	650531 Ø 228 x 42 + HEB
0.9 Brabus	80	07/16→				03.0520-7522.3	697522 AP Ø 229 x 42 + RZ / + Zub
1.0	45 -	07/14→					TopKit
	52						
electric drive / EQ	41	05/17→					
electric drive	60	05/17→					
 Seilzug, Feststellbremse							
0.9	66	11/14→		↓	2	24.3727-2803.2	582803 L= 1.855
0.9 Brabus	80	07/16→					
electric drive / EQ	41	05/17→					
electric drive	60	05/17→					
1.0	45	11/14→		01/15→; ↓	2	24.3727-2803.2	582803 L= 1.855
1.0	52	07/14→		11/14→; ↓	2	24.3727-2803.2	582803 L= 1.855
SMART - FORTWO Cabrio (450) 01/04→01/07							
 Radbremszylinder							
0.6	45	01/04→12/06	➔	<input type="checkbox"/>		24.3222-1721.3	020456 GG
0.6 Brabus	55	01/04→12/06					
0.7	45 -	01/04→01/07	➔	<input type="checkbox"/>		24.3222-1722.3	020457 GG
	55						
0.8 CDI	30	01/04→01/07					
Zubehörsatz, Bremsbacken							
0.6	45	01/04→12/06	➔			03.0137-9308.2	669308
0.6 Brabus	55	01/04→12/06					
0.7	45 -	01/04→01/07					
	55						
0.8 CDI	30	01/04→01/07					
 Bremstrommel							
0.6	45	01/04→12/06	➔			24.0220-3027.1	480168 Ø 235 x 39,6 / 204,5
0.6 Brabus	55	01/04→12/06					
0.7	45 -	01/04→01/07					
	55						
0.8 CDI	30	01/04→01/07					
 Bremsbackensatz							
0.6	45	01/04→12/06	➔			03.0137-0393.2	650393 BOS Ø 203 x 32 + HEB
0.6 Brabus	55	01/04→12/06				03.0520-6522.3	696522 BOS Ø 203 x 32 + RZ / + Zub
0.7	45 -	01/04→01/07					TopKit
	55						
0.8 CDI	30	01/04→01/07					
 Seilzug, Feststellbremse							
0.6	45	01/04→12/06		Trommelbremse; ↓	1	24.3727-2802.2	582802 Satz L= 990 L2= 990 + Zub
0.6 Brabus	55	01/04→12/06					
0.7	45 -	01/04→01/07					
	55						
0.8 CDI	30	01/04→01/07					
SMART - FORTWO Cabrio (451) 01/07→							
 Radbremszylinder							
0.8 CDI	33	01/07→	➔	04/07→; <input type="checkbox"/>		24.3220-1735.3	020521 ALU
1.0	52	01/07→					
1.0 Turbo	62	01/07→	➔	04/07→; <input type="checkbox"/>		24.3220-1736.3	020522 ALU
→							














	kw			 	! #		
SMART - FORTWO Cabrio (451) 01/07→							
 Radbremsszylinder							
0.8 CDi 1.0 Brabus	40 72 - 88	08/09→ 01/08→	→	<input type="checkbox"/>		24.3220-1735.3 020521	ALU
1.0 Turbo Brabus electric drive electric drive Brabus	75 20 - 55 60	07/10→ 11/09→ 01/13→	→	<input type="checkbox"/>		24.3220-1736.3 020522	ALU
Zubehörsatz, Bremsbacken							
0.8 CDi 1.0 1.0 Turbo	33 52 62	01/07→ 01/07→ 01/07→	→	04/07→		03.0137-9308.2 669308	
0.8 CDi 1.0 Brabus 1.0 Turbo Brabus electric drive electric drive Brabus	40 72 - 88 75 20 - 55 60	08/09→ 01/08→ 07/10→ 11/09→ 01/13→	→			03.0137-9308.2 669308	
 Bremstrommel							
0.8 CDi 1.0 1.0 Turbo	33 52 62	01/07→ 01/07→ 01/07→	→	04/07→		24.0220-3027.1 480168	Ø 235 x 39,6 / 204,5
0.8 CDi 1.0 Brabus 1.0 Turbo Brabus electric drive electric drive Brabus	40 72 - 88 75 20 - 55 60	08/09→ 01/08→ 07/10→ 11/09→ 01/13→	→			24.0220-3027.1 480168	Ø 235 x 39,6 / 204,5
 Bremsbackensatz							
0.8 CDi 1.0 1.0 Turbo	33 52 62	01/07→ 01/07→ 01/07→	→	04/07→		03.0137-0487.2 650487 03.0520-9520.3 699520	Ø 203 x 32 + HEB Ø 203 x 32 + RZ / + Zub TopKit
0.8 CDi electric drive electric drive Brabus 1.0 Brabus 1.0 Brabus 1.0 Turbo Brabus	40 20 - 55 60 88 72 75	08/09→ 11/09→ 01/13→ 04/12→ 01/08→ 07/10→	→			03.0137-0487.2 650487 03.0520-9520.3 699520 03.0137-0487.2 650487 03.0520-9520.3 699520 03.0137-0487.2 650487 03.0520-9520.3 699520	Ø 203 x 32 + HEB Ø 203 x 32 + RZ / + Zub TopKit Ø 203 x 32 + HEB Ø 203 x 32 + RZ / + Zub TopKit Ø 203 x 32 + HEB Ø 203 x 32 + RZ / + Zub TopKit
SMART - FORTWO Cabriolet (453) 09/15→							
 Radbremsszylinder							
0.9 0.9 Brabus 1.0 electric drive / EQ electric drive	66 80 52 41 60	09/15→ 07/16→ 09/15→ 05/17→ 05/17→	→	<input type="checkbox"/>		24.3220-1755.3 020603 24.3220-1756.3 020604	ALU ALU
Zubehörsatz, Bremsbacken							
0.9 0.9 Brabus 1.0 electric drive / EQ electric drive	66 80 52 41 60	09/15→ 07/16→ 09/15→ 05/17→ 05/17→	→			03.0137-9317.2 669317	
 Bremsbackensatz							
0.9 0.9 Brabus 1.0 electric drive / EQ electric drive	66 80 52 41 60	09/15→ 07/16→ 09/15→ 05/17→ 05/17→	→			03.0137-0522.2 650522 03.0521-0920.3 690104	Ø 203 x 38 + HEB AP Ø 203 x 38 + RZ / + Zub TopKit
SMART - FORTWO Coupe (450) 01/04→02/07							
 Radbremsszylinder							
0.6 0.7	45 34 - 55	01/04→02/07 01/04→02/07	→	<input type="checkbox"/>		24.3222-1721.3 020456 24.3222-1722.3 020457	GG GG
0.8 CDi 0.8 D 0.7 →	30 33 40	01/04→01/07 09/04→12/06 01/04→01/07	→	+ ESP; <input type="checkbox"/>		24.3220-1735.3 020521	ALU












	kw					! #		
SMART - FORTWO Coupe (450) 01/04—02/07								
 Radbremszylinder								
0.7	40	01/04→01/07	➔	+ ESP; 		24.3220-1736.3	020522	ALU
Zubehörsatz, Bremsbacken								
0.6 0.7	45 34 - 55	01/04→02/07 01/04→02/07	➔			03.0137-9308.2	669308	
0.8 CDI 0.8 D	30 33	01/04→01/07 09/04→12/06						
0.7	40	01/04→01/07	➔	→ J000000		03.0137-9308.2	669308	
 Bremstrommel								
0.6 0.7	45 34 - 55	01/04→02/07 01/04→02/07	➔			24.0220-3027.1	480168	Ø 235 x 39,6 / 204,5
0.8 CDI 0.8 D	30 33	01/04→01/07 09/04→12/06						
 Bremsbackensatz								
0.6 0.7	45 34 - 55	01/04→02/07 01/04→02/07	➔			03.0137-0393.2	650393	BOS Ø 203 x 32 + HEB
0.8 CDI 0.8 D	30 33	01/04→01/07 09/04→12/06				03.0520-6522.3	696522	BOS Ø 203 x 32 + RZ / + Zub TopKit
0.7	40	01/04→01/07	➔	→ J000000		03.0137-0393.2	650393	BOS Ø 203 x 32 + HEB
 Seilzug, Feststellbremse								
0.6 0.7	45 34 - 55	01/04→02/07 01/04→02/07		Trommelbremse; 	1	24.3727-2802.2	582802	Satz L= 990 L2= 990 + Zub
0.8 CDI 0.8 D	30 33	01/04→01/07 09/04→12/06						
SMART - FORTWO Coupe (451) 01/07→								
 Radbremszylinder								
0.8 CDi 1.0	33 45 - 52	01/07→ 01/07→	➔	04/07→; 		24.3220-1735.3	020521	ALU
1.0 Turbo	62	01/07→	➔	04/07→; 		24.3220-1736.3	020522	ALU
0.8 CDi 1.0 Brabus 1.0 Turbo Brabus electric drive	40 72 75 20 - 55	08/09→ 01/08→ 07/10→ 11/09→	➔			24.3220-1735.3	020521	ALU
electric drive Brabus	60	01/13→				24.3220-1736.3	020522	ALU
Zubehörsatz, Bremsbacken								
0.8 CDi 1.0	33 45 - 52	01/07→ 01/07→	➔	04/07→		03.0137-9308.2	669308	
1.0 Turbo	62	01/07→						
0.8 CDi 1.0 Brabus 1.0 Turbo Brabus electric drive electric drive Brabus	40 72 75 20 - 55 60	08/09→ 01/08→ 07/10→ 11/09→ 01/13→	➔			03.0137-9308.2	669308	
 Bremstrommel								
0.8 CDi 1.0	33 45 - 52	01/07→ 01/07→	➔	04/07→		24.0220-3027.1	480168	Ø 235 x 39,6 / 204,5
1.0 Turbo	62	01/07→						
0.8 CDi 1.0 Brabus 1.0 Turbo Brabus electric drive electric drive Brabus	40 72 75 20 - 55 60	08/09→ 01/08→ 07/10→ 11/09→ 01/13→	➔			24.0220-3027.1	480168	Ø 235 x 39,6 / 204,5
 Bremsbackensatz								
0.8 CDi 1.0	33 45 - 52	01/07→ 01/07→	➔	04/07→		03.0137-0487.2	650487	Ø 203 x 32 + HEB
1.0 Turbo	62	01/07→				03.0520-9520.3	699520	Ø 203 x 32 + RZ / + Zub TopKit
0.8 CDi 1.0 Brabus	40 72	08/09→ 01/08→	➔			03.0137-0487.2	650487	Ø 203 x 32 + HEB
→						03.0520-9520.3	699520	Ø 203 x 32 + RZ / + Zub TopKit












	kw			 	! #		
SMART - FORTWO Coupe (451) 01/07→							
 Bremsbackensatz							
1.0 Turbo Brabus electric drive	75	07/10→	➔			03.0137-0487.2 650487	Ø 203 x 32 + HEB
	20 - 55	11/09→				03.0520-9520.3 699520	Ø 203 x 32 + RZ / + Zub TopKit
electric drive Brabus	60	01/13→					
SMART - FORTWO Coupe (453) 07/14→							
 Radbremszylinder							
0.9	66	09/14→	➔	11/14→; 		24.3220-1755.3 020603	ALU
1.0	52	07/14→	➔	11/14→; 		24.3220-1756.3 020604	ALU
0.9 Brabus electric drive / EQ electric drive	80	07/16→	➔			24.3220-1755.3 020603	ALU
	41	05/17→	➔			24.3220-1756.3 020604	ALU
	60	05/17→					
1.0	45	11/14→	➔	01/15→; 		24.3220-1755.3 020603	ALU
			➔	01/15→; 		24.3220-1756.3 020604	ALU
Zubehörsatz, Bremsbacken							
0.9	66	09/14→	➔	11/14→		03.0137-9317.2 669317	
1.0	52	07/14→					
0.9 Brabus electric drive / EQ electric drive	80	07/16→	➔			03.0137-9317.2 669317	
	41	05/17→					
	60	05/17→					
1.0	45	11/14→	➔	01/15→		03.0137-9317.2 669317	
 Bremsbackensatz							
0.9	66	09/14→	➔			03.0137-0522.2 650522	Ø 203 x 38 + HEB
0.9 Brabus	80	07/16→				03.0521-0920.3 690104	AP Ø 203 x 38 + RZ / + Zub TopKit
1.0	45 - 52	07/14→					
electric drive / EQ electric drive	41	05/17→					
	60	05/17→					
SMART - ROADSTER (452) 04/03→11/05							
Zubehörsatz, Bremsbacken							
0.7	45 - 60	04/03→11/05	➔			03.0137-9308.2 669308	
0.7 Brabus	74	12/03→11/05	➔	03/04→		03.0137-9308.2 669308	
 Bremstrommel							
0.7	45 - 60	04/03→11/05	➔			24.0220-3027.1 480168	Ø 235 x 39,6 / 204,5
0.7 Brabus	74	12/03→11/05	➔	03/04→		24.0220-3027.1 480168	Ø 235 x 39,6 / 204,5
 Bremsbackensatz							
0.7	45 - 60	04/03→11/05	➔			03.0137-0393.2 650393	BOS Ø 203 x 32 + HEB
0.7 Brabus	74	12/03→11/05	➔	03/04→		03.0137-0393.2 650393	BOS Ø 203 x 32 + HEB
SMART - ROADSTER Coupe (452) 04/03→11/05							
Zubehörsatz, Bremsbacken							
0.7	45	06/03→11/05	➔	04/05→		03.0137-9308.2 669308	
0.7	60	04/03→11/05	➔			03.0137-9308.2 669308	
0.7 Brabus	74	12/03→11/05	➔	03/04→		03.0137-9308.2 669308	
 Bremstrommel							
0.7	45	06/03→11/05	➔	04/05→		24.0220-3027.1 480168	Ø 235 x 39,6 / 204,5
0.7	60	04/03→11/05	➔			24.0220-3027.1 480168	Ø 235 x 39,6 / 204,5
0.7 Brabus	74	12/03→11/05	➔	03/04→		24.0220-3027.1 480168	Ø 235 x 39,6 / 204,5
 Bremsbackensatz							
0.7	45	06/03→11/05	➔	04/05→		03.0137-0393.2 650393	BOS Ø 203 x 32 + HEB
0.7	60	04/03→11/05	➔			03.0137-0393.2 650393	BOS Ø 203 x 32 + HEB
0.7 Brabus	74	12/03→11/05	➔	03/04→		03.0137-0393.2 650393	BOS Ø 203 x 32 + HEB














	kw					! #		
SSANGYONG - ACTYON SPORTS I (QJ) 11/05→								
 Bremstrommel								
2.0 Xdi 2.0 Xdi 4WD	104 104	04/07→ 04/07→	➡	- ABS		24.0220-3020.2 24.0220-3720.2	480131 480210	Ø 239 x 44,5 / 204,3 - RLG / - ABS Ring / mit Radbe- festigungsbolzen Ø 239 x 44,5 / 204,3 + RLG / - ABS Ring / mit Radbe- festigungsbolzen
SUBARU - FORESTER (SF_) 03/97→09/02								
 Radbremszylinder								
2.0 AWD	90	08/97→09/02	➡		2	24.3219-1759.3	020528	GG
2.0 AWD	92	06/98→09/02	➡	07/98→	2	24.3219-1759.3	020528	GG
Zubehörsatz, Bremsbacken								
2.0 AWD	90	08/97→09/02	➡			03.0137-9192.2	669192	AKE
2.0 AWD	92	06/98→09/02	➡	07/98→		03.0137-9192.2	669192	AKE
 Bremstrommel								
2.0 AWD	90	08/97→09/02	➡	- ABS		24.0222-8023.1	480094	Ø 269,5 x 43,5 / 230
2.0 AWD	92	06/98→09/02	➡	07/98→; - ABS		24.0222-8023.1	480094	Ø 269,5 x 43,5 / 230
 Bremsbackensatz								
2.0 AWD	90	08/97→09/02	➡			03.0137-0302.2	650302	AKE Ø 229 x 37
2.0 AWD	92	06/98→09/02	➡	07/98→		03.0137-0302.2	650302	AKE Ø 229 x 37
 Bremsbackensatz, Feststellbremse								
2.0 S Turbo AWD 2.5 AWD	125 123	06/98→04/01 07/97→05/02	➡	07/98→		03.0137-3010.2	653010	Ø 170 x 32 - HEB
2.0 S Turbo AWD	130	04/01→09/02	➡	09/02→		03.0137-3010.2	653010	Ø 170 x 32 - HEB
Zubehörsatz, Feststellbremsbacken								
2.0 S Turbo AWD 2.5 AWD	125 - 130 123	06/98→09/02 07/97→05/02	➡			03.0137-9338.2	669338	
SUBARU - FORESTER (SG_) 02/02→12/12								
 Radbremszylinder								
2.0 AWD	92	06/02→05/05	➡	09/02→	2	24.3219-1759.3	020528	GG
2.0 X AWD 2.5 AWD 2.5 RX Nato AWD	116 129 115	06/05→05/08 01/05→10/12 11/02→12/08	➡		2	24.3219-1759.3	020528	GG
Zubehörsatz, Bremsbacken								
2.0 AWD	92	06/02→05/05	➡	09/02→		03.0137-9192.2	669192	AKE
2.0 X AWD 2.5 AWD	116 129	06/05→05/08 01/05→10/12	➡			03.0137-9192.2	669192	AKE
2.5 RX Nato AWD	115	11/02→12/08	➡	für Linkslenker		03.0137-9192.2	669192	AKE
 Bremstrommel								
2.0 AWD	92	06/02→05/05	➡	09/02→		24.0222-8023.1	480094	Ø 269,5 x 43,5 / 230
2.0 X AWD	116	06/05→05/08	➡			24.0222-8023.1	480094	Ø 269,5 x 43,5 / 230
 Bremsbackensatz								
2.0 AWD	92	06/02→05/05	➡	09/02→		03.0137-0302.2	650302	AKE Ø 229 x 37
2.0 X AWD	116	06/05→05/08	➡			03.0137-0302.2	650302	AKE Ø 229 x 37
2.5 AWD 2.5 RX Nato AWD	129 115	01/05→10/12 11/02→12/08	➡	für Linkslenker		03.0137-0302.2	650302	AKE Ø 229 x 37
 Bremsbackensatz, Feststellbremse								
2.0 S Turbo AWD 2.5 AWD 2.5 Prodrive Perfor- mance Pack AWD	130 155 188	02/02→05/05 12/03→05/05 05/05→09/05	➡			03.0137-3010.2	653010	Ø 170 x 32 - HEB
2.5 AWD 2.5 RX Nato AWD	129 115	01/05→10/12 11/02→12/08	➡	für Rechtslenker		03.0137-3010.2	653010	Ø 170 x 32 - HEB
2.5 AWD	171	01/04→12/09	➡	07/05→ 05/08		03.0137-3010.2	653010	Ø 170 x 32 - HEB
2.5 AWD	169	06/05→05/08	➡	09/05→		03.0137-3010.2	653010	Ø 170 x 32 - HEB
→								













	kw					! #		
SUBARU - FORESTER (SG_) 02/02→12/12								
 Bremsbackensatz, Feststellbremse								
2.5 AWD	121	06/05→05/08	➔	07/05→		03.0137-3010.2	653010	Ø 170 x 32 - HEB
Zubehörsatz, Feststellbremsbacken								
2.0 S Turbo AWD	130	02/02→05/05	➔			03.0137-9338.2	669338	
2.5 AWD	121 - 169	12/03→10/12						
2.5 Prodrive Performance Pack AWD	188	05/05→09/05						
2.5 RX Nato AWD	115	11/02→12/08						
2.5 AWD	171	01/04→12/09	➔	07/05→ 05/08		03.0137-9338.2	669338	
SUBARU - FORESTER (SH_) 12/07→								
 Bremsbackensatz, Feststellbremse								
2.0 AWD	110	01/08→	➔	→ 02/13		03.0137-3015.2	653015	Ø 190 x 32 - HEB
2.0 D AWD	108	09/08→09/13						
2.5	126	01/08→						
2.5 AWD	169	06/08→09/13						
2.0 BiFuel AWD	110	01/09→12/11	➔			03.0137-3015.2	653015	Ø 190 x 32 - HEB
2.5 AWD	126	01/09→09/13						
Zubehörsatz, Feststellbremsbacken								
2.0 AWD	110	01/08→09/13		→ 02/13		03.0137-9307.2	669307	
2.0 D AWD	108	09/08→09/13						
2.5	126	01/08→						
2.5 AWD	169	06/08→09/13						
2.0 AWD	110	01/10→	➔	→ 02/13		03.0137-9307.2	669307	
2.5 AWD	126	01/09→09/13						
2.5 AWD	126	03/11→09/13				03.0137-9307.2	669307	
SUBARU - FORESTER (SJ_) 11/12→								
 Bremsbackensatz, Feststellbremse								
2.0 BiFuel AWD	110	03/13→	➔			03.0137-3045.2	653045	Ø 170 x 35 - HEB
2.0 D AWD	108	03/13→						
2.0 i AWD	110	03/13→						
2.0 XT AWD	177	03/13→						
2.5 AWD	126	11/12→						
Zubehörsatz, Feststellbremsbacken								
2.0 BiFuel AWD	110	03/13→	➔			03.0137-9339.2	669339	
2.0 D AWD	108	03/13→						
2.0 i AWD	110	03/13→						
2.0 XT AWD	177	03/13→						
2.5 AWD	126	11/12→						
SUBARU - IMPREZA Coupe (GFC) 01/93→12/00								
Zubehörsatz, Bremsbacken								
1.6	66	12/96→12/00	➔			03.0137-9192.2	669192	AKE
1.6 AWD	66	12/96→12/00						
2.0 AWD	85	12/95→12/00						
 Bremstrommel								
1.6	66	12/96→12/00	➔	- ABS		24.0222-8023.1	480094	Ø 269,5 x 43,5 / 230
1.6 AWD	66	12/96→12/00						
2.0 AWD	85	12/95→12/00						
 Bremsbackensatz								
1.6	66	12/96→12/00	➔			03.0137-0302.2	650302	AKE Ø 229 x 37
1.6 AWD	66	12/96→12/00						
2.0 AWD	85	12/95→12/00						
 Bremsbackensatz, Feststellbremse								
1.6	66	12/96→12/00	➔			03.0137-3010.2	653010	Ø 170 x 32 - HEB
1.6 AWD	66	12/96→12/00						
2.0 AWD	85	12/95→12/00						
2.0 Turbo AWD	155	12/96→12/00						
Zubehörsatz, Feststellbremsbacken								
1.6	66	12/96→12/00	➔			03.0137-9338.2	669338	
1.6 AWD	66	12/96→12/00						
2.0 AWD	85	12/95→12/00						
2.0 Turbo AWD	155	12/96→12/00						

	kw			 	! #		
SUBARU - IMPREZA Schrägheck (GP_ 10/11→							
 Bremsbackensatz, Feststellbremse							
1.6 i 1.6 i AWD 2.0 AWD	84 84 - 85 110	06/12→09/16 12/11→	➔			03.0137-3045.2 653045	Ø 170 x 35 - HEB
Zubehörsatz, Feststellbremsbacken							
1.6 i 1.6 i AWD 2.0 AWD	84 84 - 85 110	06/12→09/16 12/11→	➔			03.0137-9339.2 669339	
SUBARU - IMPREZA Schrägheck (GR, GH, G3) 03/07→05/14							
 Bremsbackensatz, Feststellbremse							
1.5 AWD 1.5 BiFuel AWD 1.5 F 2.0 AWD 2.0 D AWD 2.0 R BiFuel AWD 2.5 AWD 2.5 WRX S AWD 2.5 WRX SE AWD 2.5 WRX STI 330S AWD 2.5 WRX STI AWD	79 - 85 79 79 103 80 110 228 188 195 243 224	02/08→03/12 01/10→03/12 02/08→03/12 04/07→08/09 01/11→12/11 01/09→03/12 09/10→08/13 02/09→12/10 07/10→08/13 05/09→12/10 06/12→08/13	➔			03.0137-3015.2 653015	Ø 190 x 32 - HEB
2.0 D AWD 2.5 STI CS400 AWD	110 294	01/09→03/12 04/10→08/13	➔	→ 12/11		03.0137-3015.2 653015	Ø 190 x 32 - HEB
2.0 R AWD 2.5 WRX STI AWD	110 221	01/08→03/12 01/08→08/13	➔	02/08→ 12/11		03.0137-3015.2 653015	Ø 190 x 32 - HEB
2.5 AWD	169	01/08→09/11	➔	02/08→		03.0137-3015.2 653015	Ø 190 x 32 - HEB
Zubehörsatz, Feststellbremsbacken							
2.0 AWD 2.0 D AWD 2.5 AWD 2.5 WRX S AWD 2.5 WRX SE AWD 2.5 WRX STI 330S AWD 2.5 WRX STI AWD	103 80 228 188 195 243 224	04/07→08/09 01/11→12/11 09/10→08/13 02/09→12/10 07/10→08/13 05/09→12/10 06/12→08/13				03.0137-9307.2 669307	
2.0 D AWD 2.5 STI CS400 AWD	110 294	01/09→03/12 04/10→08/13		→ 12/11		03.0137-9307.2 669307	
2.0 R AWD 2.5 WRX STI AWD	110 221	01/08→03/12 01/08→08/13		02/08→ 12/11		03.0137-9307.2 669307	
2.5 AWD	169	01/08→09/11		02/08→		03.0137-9307.2 669307	
SUBARU - IMPREZA Station Wagon (GF) 08/92→12/00							
Zubehörsatz, Bremsbacken							
1.6 1.6 i 1.6 i AWD 2.0 2.0 i 2.0 i 16V AWD 2.0 i AWD 2.2 GX AWD	66 70 70 85 92 92 85 97	01/93→08/98 06/98→12/00 06/98→12/00 09/96→08/98 09/98→09/00 06/98→12/00 12/95→12/00 11/95→08/98	➔			03.0137-9192.2 669192	AKE
1.6 i AWD	66	08/92→12/00	➔	01/93→		03.0137-9192.2 669192	AKE
1.8 i AWD	76	08/92→12/00	➔	01/93→ 06/96		03.0137-9192.2 669192	AKE
 Bremstrommel							
1.6 1.6 i 1.6 i AWD 2.0 2.0 i 2.0 i 16V AWD 2.0 i AWD 2.2 GX AWD	66 70 70 85 92 92 85 97	01/93→08/98 06/98→12/00 06/98→12/00 09/96→08/98 09/98→09/00 06/98→12/00 12/95→12/00 11/95→08/98	➔	- ABS		24.0222-8023.1 480094	Ø 269,5 x 43,5 / 230
1.6 i AWD	66	08/92→12/00	➔	01/93→; - ABS		24.0222-8023.1 480094	Ø 269,5 x 43,5 / 230
1.8 i AWD	76	08/92→12/00	➔	01/93→ 06/96; - ABS		24.0222-8023.1 480094	Ø 269,5 x 43,5 / 230
 Bremsbackensatz							
1.6 1.6 i 1.6 i AWD 2.0 2.0 i	66 70 70 85 92	01/93→08/98 06/98→12/00 06/98→12/00 09/96→08/98 09/98→09/00	➔			03.0137-0302.2 650302	AKE Ø 229 x 37
















	kw				! #		
SUBARU - IMPREZA Station Wagon (GF) 08/92→12/00							
 Bremsbackensatz							
2.0 i 16V AWD	92	06/98→12/00	➔			03.0137-0302.2 650302	AKE Ø 229 x 37
2.0 i AWD	85	12/95→12/00					
2.2 GX AWD	97	11/95→08/98					
1.6 i AWD	66	08/92→12/00	➔	01/93→		03.0137-0302.2 650302	AKE Ø 229 x 37
1.8 i AWD	76	08/92→12/00	➔	01/93→ 06/96		03.0137-0302.2 650302	AKE Ø 229 x 37
 Bremsbackensatz, Feststellbremse							
1.6	66	01/93→08/98	➔			03.0137-3010.2 653010	Ø 170 x 32 - HEB
1.6 i	70	06/98→12/00					
1.6 i AWD	70	06/98→12/00					
2.0	85	09/96→08/98					
2.0 i	92	09/98→09/00					
2.0 i 16V AWD	92	06/98→12/00					
2.0 i AWD	85	12/95→12/00					
2.0 i Turbo AWD	155	03/94→12/00					
2.0 Turbo GT AWD	160	06/98→12/00					
2.2 GX AWD	97	11/95→08/98					
1.6 i AWD	66	08/92→12/00	➔	01/93→		03.0137-3010.2 653010	Ø 170 x 32 - HEB
1.8 i AWD	76	08/92→12/00	➔	01/93→ 06/96		03.0137-3010.2 653010	Ø 170 x 32 - HEB
Zubehörsatz, Feststellbremsbacken							
1.6	66	01/93→08/98	➔			03.0137-9338.2 669338	
1.6 i	70	06/98→12/00					
1.6 i AWD	66 - 70	08/92→12/00					
2.0	85	09/96→08/98					
2.0 i	92	09/98→09/00					
2.0 i 16V AWD	92	06/98→12/00					
2.0 i AWD	85	12/95→12/00					
2.0 i Turbo AWD	155	03/94→12/00					
2.0 Turbo GT AWD	160	06/98→12/00					
2.2 GX AWD	97	11/95→08/98					
1.8 i AWD	76	08/92→12/00	➔	01/93→ 06/96		03.0137-9338.2 669338	
SUBARU - IMPREZA Station Wagon (GG) 10/00→12/08							
Zubehörsatz, Bremsbacken							
1.5 AWD	77	05/06→03/07	➔			03.0137-9192.2 669192	AKE
1.6	70	10/00→09/06					
1.6 AWD	70	12/00→09/06	➔	→ 09/05		03.0137-9192.2 669192	AKE
 Bremstrommel							
1.6	70	10/00→09/06	➔			24.0222-8023.1 480094	Ø 269,5 x 43,5 / 230
1.6 AWD	70	12/00→09/06	➔	→ 09/05; - ABS		24.0222-8023.1 480094	Ø 269,5 x 43,5 / 230
 Bremsbackensatz							
1.5 AWD	77	05/06→03/07	➔			03.0137-0302.2 650302	AKE Ø 229 x 37
1.6	70	10/00→09/06					
1.6 AWD	70	12/00→09/06	➔	→ 09/05		03.0137-0302.2 650302	AKE Ø 229 x 37
 Bremsbackensatz, Feststellbremse							
2.0 AWD	92	12/00→12/07	➔	→ 09/05		03.0137-3010.2 653010	Ø 170 x 32 - HEB
2.0 WRX Turbo AWD	165	12/02→09/06					
2.0 i R AWD	118	09/05→06/07	➔	10/05→		03.0137-3010.2 653010	Ø 170 x 32 - HEB
2.5 GB270 AWD	198	07/07→12/07	➔			03.0137-3010.2 653010	Ø 170 x 32 - HEB
Zubehörsatz, Feststellbremsbacken							
2.0 AWD	92	12/00→12/07	➔			03.0137-9338.2 669338	
2.0 i R AWD	118	09/05→06/07					
2.0 WRX Turbo AWD	165	12/02→09/06					
2.5 GB270 AWD	198	07/07→12/07					
SUBARU - IMPREZA Stufenheck (GC) 08/92→09/01							
Zubehörsatz, Bremsbacken							
1.6 i	66	08/92→12/00	➔	01/93→		03.0137-9192.2 669192	AKE
1.6 i AWD	66	08/92→12/00					
1.6 i	70	06/98→12/00	➔			03.0137-9192.2 669192	AKE
1.6 i AWD	70	06/98→12/00					
2.0 AWD	206	09/98→09/00					
2.0 i	92	09/98→09/00					
2.0 i AWD	85 - 92	10/95→12/00					
→							















	kw			 	! #		
SUBARU - IMPREZA Stufenheck (GC) 08/92→09/01							
Zubehörsatz, Bremsbacken							
1.8 i AWD	76	08/92→12/00	➡	01/93→ 06/96		03.0137-9192.2 669192	AKE
2.0 i	85	07/96→08/98	➡	08/96→		03.0137-9192.2 669192	AKE
 Bremstrommel							
1.6 i	66	08/92→12/00	➡	01/93→; - ABS		24.0222-8023.1 480094	Ø 269,5 x 43,5 / 230
1.6 i AWD	66	08/92→12/00	➡				
1.6 i	70	06/98→12/00	➡	- ABS		24.0222-8023.1 480094	Ø 269,5 x 43,5 / 230
1.6 i AWD	70	06/98→12/00	➡				
2.0 AWD	206	09/98→09/00	➡				
2.0 i	92	09/98→09/00	➡				
2.0 i AWD	85 - 92	10/95→12/00	➡				
1.8 i AWD	76	08/92→12/00	➡	01/93→ 06/96; - ABS		24.0222-8023.1 480094	Ø 269,5 x 43,5 / 230
2.0 i	85	07/96→08/98	➡	08/96→; - ABS		24.0222-8023.1 480094	Ø 269,5 x 43,5 / 230
 Bremsbackensatz							
1.6 i	66	08/92→12/00	➡	01/93→		03.0137-0302.2 650302	AKE Ø 229 x 37
1.6 i AWD	66	08/92→12/00	➡				
1.6 i	70	06/98→12/00	➡			03.0137-0302.2 650302	AKE Ø 229 x 37
1.6 i AWD	70	06/98→12/00	➡				
2.0 AWD	206	09/98→09/00	➡				
2.0 i	92	09/98→09/00	➡				
2.0 i AWD	85 - 92	10/95→12/00	➡				
1.8 i AWD	76	08/92→12/00	➡	01/93→ 06/96		03.0137-0302.2 650302	AKE Ø 229 x 37
2.0 i	85	07/96→08/98	➡	08/96→		03.0137-0302.2 650302	AKE Ø 229 x 37
 Bremsbackensatz, Feststellbremse							
1.6 i	66	08/92→12/00	➡	01/93→		03.0137-3010.2 653010	Ø 170 x 32 - HEB
1.6 i AWD	66	08/92→12/00	➡				
1.6 i	70	06/98→12/00	➡			03.0137-3010.2 653010	Ø 170 x 32 - HEB
1.6 i AWD	70	06/98→12/00	➡				
2.0 AWD	206	09/98→09/00	➡				
2.0 i	92	09/98→09/00	➡				
2.0 i AWD	85 - 92	10/95→12/00	➡				
2.0 Turbo GT AWD	155 - 160	03/94→12/00	➡				
1.8 i AWD	76	08/92→12/00	➡	01/93→ 06/96		03.0137-3010.2 653010	Ø 170 x 32 - HEB
2.0 i	85	07/96→08/98	➡	08/96→		03.0137-3010.2 653010	Ø 170 x 32 - HEB
Zubehörsatz, Feststellbremsbacken							
1.6 i	66 - 70	08/92→12/00	➡			03.0137-9338.2 669338	
1.6 i AWD	66 - 70	08/92→12/00	➡				
2.0 AWD	206	09/98→09/00	➡				
2.0 i	85 - 92	07/96→09/00	➡				
2.0 i AWD	85 - 92	10/95→12/00	➡				
2.0 Turbo GT AWD	155 - 160	03/94→12/00	➡				
1.8 i AWD	76	08/92→12/00	➡	01/93→ 06/96		03.0137-9338.2 669338	
SUBARU - IMPREZA Stufenheck (GD) 09/99→06/09							
Zubehörsatz, Bremsbacken							
1.5	74 - 81	06/01→03/07	➡			03.0137-9192.2 669192	AKE
1.5 AWD	77 - 81	10/05→03/07	➡				
1.6	70	06/01→09/06	➡	→ 09/05		03.0137-9192.2 669192	AKE
1.6 AWD	70	12/00→06/09	➡				
 Bremstrommel							
1.5	74 - 81	06/01→03/07	➡			24.0222-8023.1 480094	Ø 269,5 x 43,5 / 230
1.5 AWD	77 - 81	10/05→03/07	➡				
1.6	70	06/01→09/06	➡	→ 09/05; - ABS		24.0222-8023.1 480094	Ø 269,5 x 43,5 / 230
1.6 AWD	70	12/00→06/09	➡				













	kW					! #		
SUBARU - IMPREZA Stufenheck (GD) 09/99→06/09								
 Bremsbackensatz								
1.5	74 - 81	06/01→03/07	➔				03.0137-0302.2 650302	AKE Ø 229 x 37
1.5 AWD	77 - 81	10/05→03/07						
1.6	70	06/01→09/06	➔	→ 09/05			03.0137-0302.2 650302	AKE Ø 229 x 37
1.6 AWD	70	12/00→06/09						
 Bremsbackensatz, Feststellbremse								
2.0 AWD	184	10/05→03/07	➔				03.0137-3010.2 653010	Ø 170 x 32 - HEB
2.0 i WRX AWD	168	12/02→09/05						
2.5 AWD	130	03/01→09/05						
2.5 i AWD	112	12/02→09/05						
2.0 i AWD	92	12/00→06/09	➔	→ 09/05			03.0137-3010.2 653010	Ø 170 x 32 - HEB
2.0 WRX Turbo AWD	160 - 165	12/00→03/07						
2.0 i R AWD	118	09/05→03/07	➔	10/05→			03.0137-3010.2 653010	Ø 170 x 32 - HEB
Zubehörsatz, Feststellbremsbacken								
2.0 AWD	184	10/05→03/07	➔				03.0137-9338.2 669338	
2.0 i AWD	92	12/00→06/09						
2.0 i R AWD	118	09/05→03/07						
2.0 i WRX AWD	168	12/02→09/05						
2.0 WRX Turbo AWD	160	12/00→12/05						
2.5 AWD	130	03/01→09/05						
2.5 i AWD	112	12/02→09/05						
2.0 WRX Turbo AWD	165	12/02→03/07	➔	→ 09/05			03.0137-9338.2 669338	
SUBARU - IMPREZA Stufenheck (GE, GV) 01/07→								
 Bremsbackensatz, Feststellbremse								
1.5	79	02/08→	➔				03.0137-3015.2 653015	Ø 190 x 32 - HEB
1.5 AWD	79	02/08→						
2.0 i AWD	110	01/11→	➔	→ 12/11			03.0137-3015.2 653015	Ø 190 x 32 - HEB
2.5 AWD	169 - 228	10/08→						
2.5 WRX SE AWD	195	01/09→12/14						
2.5 WRX STI AWD	221	01/11→						
2.5 AWD	121 - 200	01/07→	➔				03.0137-3010.2 653010	Ø 170 x 32 - HEB
Zubehörsatz, Feststellbremsbacken								
2.0 i AWD	110	01/11→		→ 12/11			03.0137-9307.2 669307	
2.5 AWD	169 - 228	10/08→						
2.5 WRX SE AWD	195	01/09→12/14						
2.5 WRX STI AWD	221	01/11→						
2.5 AWD	121 - 200	01/07→	➔				03.0137-9338.2 669338	
SUBARU - IMPREZA Stufenheck (GJ_) 07/11→								
 Bremsbackensatz, Feststellbremse								
1.6 AWD	84 - 85	06/12→	➔				03.0137-3045.2 653045	Ø 170 x 35 - HEB
1.6 Front-Wheel Drive	84	06/12→09/16						
2.0 AWD	110	07/11→						
Zubehörsatz, Feststellbremsbacken								
1.6 AWD	84 - 85	06/12→	➔				03.0137-9339.2 669339	
1.6 Front-Wheel Drive	84	06/12→09/16						
2.0 AWD	110	07/11→						
SUBARU - JUSTY II (JMA, MS) 10/95→11/03								
 Radbremszylinder								
1.3 GX 4x4	50	10/95→11/03	➔	→ 09/00; ☐			24.3217-1725.3 020512	ALU
			➔	→ 09/00; ☐			24.3217-1726.3 020513	ALU
Zubehörsatz, Bremsbacken								
1.3 4x4	63	04/01→11/03	➔				03.0137-9287.2 669287	BOS
1.3 GX 4x4	50	10/95→11/03	➔	→ 06/98			03.0137-9271.2 669271	
→			➔	07/98→ 09/00			03.0137-9287.2 669287	BOS




































	kw					! #		
SUBARU - JUSTY II (JMA, MS) 10/95→11/03								
 Bremsbackensatz								
1.3 4x4	63	04/01→11/03	➔				03.0137-0500.2 650500	BOS Ø 200 x 32 + HEB
1.3 GX 4x4	50	10/95→11/03	➔	→ 06/98			03.0137-0315.2 650315	Ø 200 x 32
			➔	07/98→ 09/00			03.0137-0500.2 650500	BOS Ø 200 x 32 + HEB
SUBARU - JUSTY III (G3X) 09/03→								
 Radbremszylinder								
1.3 AWD	69	09/03→	➔	→ 08/07			24.3215-1701.3 020493	ALU
1.5 AWD	73	09/03→						
1.3 CDTi	51	12/03→08/07	➔				24.3215-1701.3 020493	ALU
Zubehörsatz, Bremsbacken								
1.3 AWD	69	09/03→	➔	→ 08/07			03.0137-9300.2 669300	
1.5 AWD	73	09/03→						
1.3 CDTi	51	12/03→08/07	➔				03.0137-9300.2 669300	
 Bremsbackensatz								
1.3 AWD	69	09/03→	➔	→ 08/07			03.0137-0465.2 650465	Ø 200 x 29 + HEB
1.5 AWD	73	09/03→					03.0520-1415.3 691415	Ø 200 x 29 + RZ / + Zub TopKit
1.3 CDTi	51	12/03→08/07	➔				03.0137-0465.2 650465	Ø 200 x 29 + HEB
							03.0520-1415.3 691415	Ø 200 x 29 + RZ / + Zub TopKit
SUBARU - JUSTY IV 01/07→								
 Radbremszylinder								
1.0	51	01/07→	➔	09/07→ 05/11; ☐			24.3217-1721.3 020489	ALU
			➔	09/07→ 05/11; ☐			24.3217-1722.3 020490	ALU
1.0 BiFuel	51	09/07→03/12	➔	→ 05/11; ☐			24.3217-1721.3 020489	ALU
1.3 AWD	67	03/08→	➔	→ 05/11; ☐			24.3217-1722.3 020490	ALU
Zubehörsatz, Bremsbacken								
1.0	51	01/07→	➔	09/07→ 05/11			03.0137-9353.2 669353	
1.0 BiFuel	51	09/07→03/12	➔	→ 05/11			03.0137-9353.2 669353	
1.3 AWD	67	03/08→						
 Bremsbackensatz								
1.0	51	01/07→	➔	09/07→ 05/11			03.0137-0489.2 650489	Ø 180 x 28 - HEB
1.0 BiFuel	51	09/07→03/12	➔	→ 05/11			03.0137-0489.2 650489	Ø 180 x 28 - HEB
1.3 AWD	67	03/08→						
SUBARU - LEGACY II (BD) 01/94→10/99								
Zubehörsatz, Bremsbacken								
2.0 i	85	09/94→03/99	➔				03.0137-9192.2 669192	AKE
2.0 i 4WD	85	09/94→03/99						
2.2	94	07/94→11/98						
2.2 i 4WD	94 - 96	09/94→03/99						
 Bremstrommel								
2.0 i	85	09/94→03/99	➔				24.0222-8023.1 480094	Ø 269,5 x 43,5 / 230
2.0 i 4WD	85	09/94→03/99						
2.2	94	07/94→11/98						
2.2 i 4WD	94 - 96	09/94→03/99						
 Bremsbackensatz								
2.0 i	85	09/94→03/99	➔				03.0137-0302.2 650302	AKE Ø 229 x 37
2.0 i 4WD	85	09/94→03/99						
2.2	94	07/94→11/98						
2.2 i 4WD	94 - 96	09/94→03/99						
 Bremsbackensatz, Feststellbremse								
2.0 i	85	09/94→03/99	➔				03.0137-3010.2 653010	Ø 170 x 32 - HEB
2.0 i 4WD	85	09/94→03/99						
2.2	94	07/94→11/98						
2.2 i 4WD	94 - 96	09/94→03/99						
2.5 i 4WD	110	06/96→03/99						
→								



















	kw			 	! #		
SUBARU - LEGACY II (BD) 01/94→10/99							
Zubehörsatz, Feststellbremsbacken							
2.0 i	85	09/94→03/99	➔			03.0137-9338.2	669338
2.0 i 4WD	85	09/94→03/99					
2.2	94	07/94→11/98					
2.2 i 4WD	94 - 96	09/94→03/99					
2.5 i 4WD	110	06/96→03/99					
SUBARU - LEGACY II Kombi (BG) 02/94→12/99							
Zubehörsatz, Bremsbacken							
2.0 i	85	09/94→11/98	➔			03.0137-9192.2	669192 AKE
2.0 i 4WD	85	09/94→11/98					
2.2 i 4WD	96	06/96→11/98					
2.2 i 4WD	94	02/94→12/98	➔	→ 11/98		03.0137-9192.2	669192 AKE
 Bremstrommel							
2.0 i	85	09/94→11/98	➔			24.0222-8023.1	480094 Ø 269,5 x 43,5 / 230
2.0 i 4WD	85	09/94→11/98					
2.2 i 4WD	96	06/96→11/98					
2.2 i 4WD	94	02/94→12/98	➔	→ 11/98		24.0222-8023.1	480094 Ø 269,5 x 43,5 / 230
 Bremsbackensatz							
2.0 i	85	09/94→11/98	➔			03.0137-0302.2	650302 AKE Ø 229 x 37
2.0 i 4WD	85	09/94→11/98					
2.2 i 4WD	96	06/96→11/98					
2.2 i 4WD	94	02/94→12/98	➔	→ 11/98		03.0137-0302.2	650302 AKE Ø 229 x 37
 Bremsbackensatz, Feststellbremse							
2.0 i	85	09/94→11/98	➔			03.0137-3010.2	653010 Ø 170 x 32 - HEB
2.0 i 4WD	85	09/94→11/98					
2.2 i 4WD	96	06/96→11/98					
2.5 i 4WD	110	06/96→11/98					
2.2 i 4WD	94	02/94→12/98	➔	→ 11/98		03.0137-3010.2	653010 Ø 170 x 32 - HEB
Zubehörsatz, Feststellbremsbacken							
2.0 i	85	09/94→11/98	➔			03.0137-9338.2	669338
2.0 i 4WD	85	09/94→11/98					
2.2 i 4WD	94 - 96	02/94→12/98					
2.5 i 4WD	110	06/96→11/98					
SUBARU - LEGACY IV (BL) 09/03→12/15							
 Bremsbackensatz, Feststellbremse							
2.0 2WD	132	08/05→03/12	➔			03.0137-3043.2	653043 Ø 170 x 36 - HEB
2.0 AWD	101 - 121	09/03→04/09					
2.5 AWD	121	09/03→04/09					
3.0 R AWD	180	09/03→08/09					
2.0 D AWD	110	02/08→12/09	➔	→ 04/09		03.0137-3043.2	653043 Ø 170 x 36 - HEB
2.0 R AWD	110	09/07→12/09					
2.5 i AWD	127	09/07→12/09					
Zubehörsatz, Feststellbremsbacken							
2.0 2WD	132	08/05→03/12	➔			03.0137-9307.2	669307
2.0 AWD	101 - 121	09/03→04/09					
2.5 AWD	121	09/03→04/09					
3.0 R AWD	180	09/03→08/09					
2.0 D AWD	110	02/08→12/09	➔	→ 04/09		03.0137-9307.2	669307
2.0 R AWD	110	09/07→12/09					
2.5 i AWD	127	09/07→12/09					
SUBARU - LEGACY IV Kombi (BP) 09/03→12/09							
 Bremsbackensatz, Feststellbremse							
2.0 AWD	101 - 121	09/03→04/09	➔			03.0137-3043.2	653043 Ø 170 x 36 - HEB
2.5 AWD	121	09/03→04/09					
3.0 R AWD	180	09/03→08/09					
2.0 D AWD	110	02/08→12/09	➔	→ 04/09		03.0137-3043.2	653043 Ø 170 x 36 - HEB
2.0 R AWD	110	09/07→12/09					
2.5 i AWD	127	01/08→12/09					
Zubehörsatz, Feststellbremsbacken							
2.0 AWD	101 - 121	09/03→04/09	➔			03.0137-9307.2	669307
2.5 AWD	121	09/03→04/09					
➔							
































	kw					! #		
SUBARU - LEGACY IV Kombi (BP) 09/03→12/09								
Zubehörsatz, Feststellbremsbacken								
3.0 R AWD	180	09/03→08/09	➡				03.0137-9307.2 669307	
2.0 D AWD	110	02/08→12/09	➡	→ 04/09			03.0137-9307.2 669307	
2.0 R AWD	110	09/07→12/09						
2.5 i AWD	127	01/08→12/09						
SUBARU - LEGACY V (BM) 05/09→								
 Bremsbackensatz, Feststellbremse								
2.0 D AWD	110	09/09→12/14	➡				03.0137-3015.2 653015	Ø 190 x 32 - HEB
2.0 i AWD	110	09/09→12/14						
2.0 i LPG AWD	108	09/09→12/11						
2.5 GT AWD	195	07/10→12/14						
2.5 i AWD	123 - 127	09/09→12/14						
Zubehörsatz, Feststellbremsbacken								
2.0 D AWD	110	09/09→12/14					03.0137-9307.2 669307	
2.0 i AWD	110	09/09→12/14						
2.0 i LPG AWD	108	09/09→12/11						
2.5 GT AWD	195	07/10→12/14						
2.5 i AWD	123 - 127	09/09→12/14						
SUBARU - LEGACY V Kombi (BR) 06/08→12/14								
 Bremsbackensatz, Feststellbremse								
2.0 D AWD	108 - 110	09/09→12/14	➡				03.0137-3015.2 653015	Ø 190 x 32 - HEB
2.0 i AWD	110	09/09→12/14						
2.0 i LPG AWD	108	09/09→12/11						
2.5 CNG AWD	127	04/13→12/14						
2.5 GT AWD	195	07/10→12/14						
2.5 i AWD	123 - 127	05/09→12/14						
Zubehörsatz, Feststellbremsbacken								
2.0 D AWD	108 - 110	09/09→12/14					03.0137-9307.2 669307	
2.0 i AWD	110	09/09→12/14						
2.0 i LPG AWD	108	09/09→12/11						
2.5 GT AWD	195	07/10→12/14						
2.5 i AWD	123 - 125	05/09→12/14						
2.5 CNG AWD	127	04/13→12/14	➡				03.0137-9307.2 669307	
2.5 i AWD	127	07/12→12/14						
SUBARU - LEGACY OUTBACK (BG) 01/96→12/99								
 Bremsbackensatz, Feststellbremse								
2.5	110	01/96→12/99	➡	06/96→ 11/98			03.0137-3010.2 653010	Ø 170 x 32 - HEB
Zubehörsatz, Feststellbremsbacken								
2.5	110	01/96→12/99	➡				03.0137-9338.2 669338	
SUBARU - OUTBACK (BL, BP) 09/03→06/10								
 Bremsbackensatz, Feststellbremse								
2.0 D AWD	110	09/08→09/09	➡	→ 04/09			03.0137-3043.2 653043	Ø 170 x 36 - HEB
2.5 AWD	121	11/03→09/09						
2.5 AWD	127	09/08→09/09	➡	→ 06/09			03.0137-3043.2 653043	Ø 170 x 36 - HEB
3.0 AWD	180	11/03→09/09						
2.5 BiFuel AWD	127	09/08→06/09	➡				03.0137-3043.2 653043	Ø 170 x 36 - HEB
Zubehörsatz, Feststellbremsbacken								
2.0 D AWD	110	09/08→09/09	➡	→ 04/09			03.0137-9307.2 669307	
2.5 AWD	121	11/03→09/09						
2.5 AWD	127	09/08→09/09	➡	→ 06/09			03.0137-9307.2 669307	
3.0 AWD	180	11/03→09/09						
2.5 BiFuel AWD	127	09/08→06/09	➡				03.0137-9307.2 669307	
SUBARU - OUTBACK (BR) 06/09→								
 Bremsbackensatz, Feststellbremse								
2.0 D AWD	108 - 110	09/09→	➡				03.0137-3015.2 653015	Ø 190 x 32 - HEB
2.5 BiFuel AWD	123	01/10→12/14						
2.5 i AWD	123 - 125	09/09→						
→								
















	kw			 	! #		
SUBARU - OUTBACK (BR) 06/09→							
 Bremsbackensatz, Feststellbremse							
3.6 AWD 3.6 R AWD	183 191	06/11→12/14 09/09→	➔			03.0137-3015.2 653015	Ø 190 x 32 - HEB
Zubehörsatz, Feststellbremsbacken							
2.0 D AWD 2.5 i AWD 3.6 AWD 3.6 R AWD	108 - 110 123 - 125 183 191	09/09→ 09/09→ 06/11→12/14 09/09→				03.0137-9307.2 669307	
SUBARU - TREZIA 11/10→							
 Seilzug, Feststellbremse							
1.3 1.4 D	73 66	03/11→ 03/11→		Scheibenbremse; <input type="checkbox"/>		24.3727-1966.2 581966	L= 1.697
				Scheibenbremse; <input type="checkbox"/>		24.3727-1967.2 581967	L= 1.739
SUBARU - XV (_GP_) 09/11→							
 Bremsbackensatz, Feststellbremse							
1.6 BiFuel AWD 1.6 i AWD 2.0 BiFuel AWD 2.0 D AWD 2.0 Hybrid AWD 2.0 i AWD	84 84 110 80 - 108 110 110	03/12→ 03/12→ 03/12→ 03/12→ 01/14→ 03/12→	➔			03.0137-3045.2 653045	Ø 170 x 35 - HEB
Zubehörsatz, Feststellbremsbacken							
1.6 BiFuel AWD 1.6 i AWD 2.0 BiFuel AWD 2.0 D AWD 2.0 Hybrid AWD 2.0 i AWD	84 84 110 80 - 108 110 110	03/12→ 03/12→ 03/12→ 03/12→ 01/14→ 03/12→	➔			03.0137-9339.2 669339	
SUBARU - XV (GT) 04/17→							
 Bremsbackensatz, Feststellbremse							
2.0 AWD 2.0 i AWD	113 115	04/17→ 04/17→	➔			03.0137-3045.2 653045	Ø 170 x 35 - HEB
Zubehörsatz, Feststellbremsbacken							
2.0 AWD 2.0 i AWD	113 115	04/17→ 04/17→	➔			03.0137-9339.2 669339	
SUZUKI - ALTO IV (EF) 10/93→06/02							
Zubehörsatz, Bremsbacken							
1.0	39	09/94→06/02	➔			03.0137-9127.2 669127	
 Bremstrommel							
1.0	39	09/94→06/02	➔			24.0218-0047.1 480194	Ø 205 x 44,2 / 182 - RLG / - ABS Ring
 Bremsbackensatz							
1.0	39	09/94→06/02	➔			03.0137-0470.2 650470	Ø 180 x 31 - HEB
SUZUKI - ALTO V (HA12, HA23) 10/97→09/04							
Zubehörsatz, Bremsbacken							
1.0	43	01/00→06/02	➔			03.0137-9127.2 669127	
 Bremstrommel							
1.0	43	01/00→06/02	➔			24.0218-0047.1 480194	Ø 205 x 44,2 / 182 - RLG / - ABS Ring
 Bremsbackensatz							
1.0	43	01/00→06/02	➔			03.0137-0470.2 650470	Ø 180 x 31 - HEB
SUZUKI - ALTO VI (FF) 09/04→12/09							
 Radbremszylinder							
1.1 →	46	09/04→12/08	➔		2	24.3215-1702.3 020494	ALU













	kw			 	! #		
SUZUKI - ALTO VI (FF) 09/04→12/09							
Zubehörsatz, Bremsbacken							
1.1	46	09/04→12/08	➔			03.0137-9127.2 669127	
 Bremstrommel							
1.1	46	09/04→12/08	➔			24.0218-0047.1 480194	Ø 205 x 44,2 / 182 - RLG / - ABS Ring
 Bremsbackensatz							
1.1	46	09/04→12/08	➔			03.0137-0425.2 650425	Ø 180 x 26 - HEB
SUZUKI - ALTO VII (GF) 01/09→							
 Bremsbackensatz							
1.0	49	01/09→	➔			03.0137-0503.2 650503	Ø 180 x 26 - HEB
1.0 LPG	50	04/09→					
SUZUKI - BALENO (EG) 03/95→12/09							
 Radbremszylinder							
1.3	52	09/96→05/02	➔	<input type="checkbox"/>		24.3217-1725.3 020512	ALU
1.3 i 16V	63	07/95→05/02					
1.6 i 16V	72	07/95→05/02	➔	<input type="checkbox"/>		24.3217-1726.3 020513	ALU
1.6 i 16V 4x4	72	07/95→05/02					
Zubehörsatz, Bremsbacken							
1.3	52	09/96→05/02	➔			03.0137-9271.2 669271	
1.3 i 16V	63	07/95→05/02					
1.6 i 16V	72	07/95→05/02					
1.6 i 16V 4x4	72	07/95→05/02					
 Bremstrommel							
1.3	52	09/96→05/02	➔			24.0220-0044.1 480192	Ø 244,6 x 40,2 / 202
1.3 i 16V	63	07/95→05/02					
1.6 i 16V	72	07/95→05/02					
1.6 i 16V 4x4	72	07/95→05/02					
 Bremsbackensatz							
1.3	52	09/96→05/02	➔			03.0137-0315.2 650315	Ø 200 x 32
1.3 i 16V	63	07/95→05/02					
1.6 i 16V	72	07/95→05/02					
1.6 i 16V 4x4	72	07/95→05/02					
 Seilzug, Feststellbremse							
1.3	52	09/96→05/02		Türenanzahl: 4; Trommelbremse; <input type="checkbox"/>		24.3727-2000.2 582000	L= 1.572
1.3 i 16V	63	07/95→05/02		Türenanzahl: 5; Trommelbremse; <input type="checkbox"/>		24.3727-2000.2 582000	L= 1.572
1.6 i 16V	72	07/95→05/02		Türenanzahl: 4; Trommelbremse; <input type="checkbox"/>		24.3727-2003.2 582003	L= 1.656
1.6 i 16V 4x4	72	07/95→05/02		Türenanzahl: 5; Trommelbremse; <input type="checkbox"/>		24.3727-2003.2 582003	L= 1.656
SUZUKI - BALENO (FW, EW) 02/16→							
 Radbremszylinder							
1.0	82	02/16→	➔		2	24.3219-1772.3 020608	ALU
1.2	66	02/16→					
1.2 Hybrid	66	02/16→					
SUZUKI - BALENO Kombi (EG) 04/95→04/05							
 Radbremszylinder							
1.3 16V	63	03/97→05/02	➔	<input type="checkbox"/>		24.3217-1725.3 020512	ALU
1.6 i 16V	72	08/96→05/02					
	73		➔	<input type="checkbox"/>		24.3217-1726.3 020513	ALU
1.6 i 16V 4x4	72	08/96→05/02					
	73						
Zubehörsatz, Bremsbacken							
1.3 16V	63	03/97→05/02	➔			03.0137-9271.2 669271	
1.6 i 16V	72	08/96→05/02					
	73						
1.6 i 16V 4x4	72	08/96→05/02					
	73						
 Bremstrommel							
1.3 16V	63	03/97→05/02	➔			24.0220-0044.1 480192	Ø 244,6 x 40,2 / 202
1.6 i 16V	72	08/96→05/02					
	73						
→							

	kW					! #		
SUZUKI - BALENO Kombi (EG) 04/95→04/05								
 Bremstrommel								
1.6 i 16V 4x4	72 - 73	08/96→05/02	➔			24.0220-0044.1	480192	Ø 244,6 x 40,2 / 202
 Bremsbackensatz								
1.3 16V	63	03/97→05/02	➔			03.0137-0315.2	650315	Ø 200 x 32
1.6 i 16V	72 - 73	08/96→05/02						
1.6 i 16V 4x4	72 - 73	08/96→05/02						
 Seilzug, Feststellbremse								
1.3 16V	63	03/97→05/02		Türenanzahl: 4; Trommelbremse;	<input type="checkbox"/>	24.3727-2000.2	582000	L= 1.572
1.6 i 16V	72 - 73	08/96→05/02		Türenanzahl: 5; Trommelbremse;	<input type="checkbox"/>	24.3727-2000.2	582000	L= 1.572
1.6 i 16V 4x4	72 - 73	08/96→05/02		Türenanzahl: 4; Trommelbremse;	<input type="checkbox"/>	24.3727-2003.2	582003	L= 1.656
				Türenanzahl: 5; Trommelbremse;	<input type="checkbox"/>	24.3727-2003.2	582003	L= 1.656
SUZUKI - BALENO Schrägheck (EG) 03/95→05/02								
 Radbremszylinder								
1.3	52	09/96→05/02	➔	<input type="checkbox"/>		24.3217-1725.3	020512	ALU
1.3 i 16V	63	07/95→05/02						
1.6 i 16V	72	07/95→05/02	➔	<input type="checkbox"/>		24.3217-1726.3	020513	ALU
1.6 i 16V 4x4	72	07/95→05/02						
Zubehörsatz, Bremsbacken								
1.3	52	09/96→05/02	➔			03.0137-9271.2	669271	
1.3 i 16V	63	07/95→05/02						
1.6 i 16V	72	07/95→05/02						
1.6 i 16V 4x4	72	07/95→05/02						
 Bremstrommel								
1.3	52	09/96→05/02	➔			24.0220-0044.1	480192	Ø 244,6 x 40,2 / 202
1.3 i 16V	63	07/95→05/02						
1.6 i 16V	72	07/95→05/02						
1.6 i 16V 4x4	72	07/95→05/02						
 Bremsbackensatz								
1.3	52	09/96→05/02	➔			03.0137-0315.2	650315	Ø 200 x 32
1.3 i 16V	63	07/95→05/02						
1.6 i 16V	72	07/95→05/02						
1.6 i 16V 4x4	72	07/95→05/02						
 Seilzug, Feststellbremse								
1.3	52	09/96→05/02		Türenanzahl: 4; Trommelbremse;	<input type="checkbox"/>	24.3727-2000.2	582000	L= 1.572
1.3 i 16V	63	07/95→05/02		Türenanzahl: 5; Trommelbremse;	<input type="checkbox"/>	24.3727-2000.2	582000	L= 1.572
1.6 i 16V	72	07/95→05/02		Türenanzahl: 4; Trommelbremse;	<input type="checkbox"/>	24.3727-2003.2	582003	L= 1.656
1.6 i 16V 4x4	72	07/95→05/02		Türenanzahl: 5; Trommelbremse;	<input type="checkbox"/>	24.3727-2003.2	582003	L= 1.656
SUZUKI - CARRY Bus 03/99→								
 Radbremszylinder								
1.3	57	03/99→12/06	➔	→ 09/04; <input type="checkbox"/>		24.3219-1723.3	020427	ALU
			➔	→ 09/04; <input type="checkbox"/>		24.3219-1758.3	020527	ALU
Zubehörsatz, Bremsbacken								
1.3	57	03/99→12/06	➔	→ 09/04		03.0137-9190.2	669190	
 Bremsbackensatz								
1.3	57	03/99→12/06	➔	→ 09/04		03.0137-0287.2	650287	Ø 220 x 36
SUZUKI - CARRY Kasten (FD) 02/99→								
 Radbremszylinder								
1.3 16 V	58	03/00→	➔	→ 09/04; <input type="checkbox"/>		24.3219-1723.3	020427	ALU
			➔	→ 09/04; <input type="checkbox"/>		24.3219-1758.3	020527	ALU
Zubehörsatz, Bremsbacken								
1.3 16 V	58	03/00→	➔	→ 09/04		03.0137-9190.2	669190	
 Bremsbackensatz								
1.3 16 V	58	03/00→	➔	→ 09/04		03.0137-0287.2	650287	Ø 220 x 36
















	kW			 	! #		
SUZUKI - CARRY Pritsche/Fahrgestell (FD, DA5_T, DA6_T) 02/99→							
 Radbremszylinder							
1.3 4x4	58	10/00→07/05	➡	→ 09/04; ☐		24.3219-1723.3 020427	ALU
			➡	→ 09/04; ☐		24.3219-1758.3 020527	ALU
Zubehörsatz, Bremsbacken							
1.3	56	10/00→09/04	➡			03.0137-9190.2 669190	
1.3 4x4	58	10/00→07/05	➡	→ 09/04		03.0137-9190.2 669190	
 Bremsbackensatz							
1.3	56	10/00→09/04	➡			03.0137-0287.2 650287	Ø 220 x 36
1.3 4x4	58	10/00→07/05	➡	→ 09/04		03.0137-0287.2 650287	Ø 220 x 36
SUZUKI - CELERIO (LF) 02/14→							
 Bremsbackensatz							
1.0	50	03/14→	➡			03.0137-0534.2 650534	Ø 180 x 28 + HEB
SUZUKI - FORENZA Stufenheck 09/03→12/08							
 Bremsbackensatz, Feststellbremse							
2.0	94	09/03→12/05	➡			03.0137-3036.2 653036	Ø 168 x 26 + HEB
SUZUKI - GRAND VITARA I (FT, HT) 03/98→08/06							
 Radbremszylinder							
1.6 4x4	69 - 73	03/98→09/05	➡	☐		24.3222-1727.3 020519	GG
2.0 4x4	94 - 103	03/98→08/05	➡	☐		24.3222-1728.3 020520	GG
2.0 HDI 110 16V 4x4	80	07/01→09/05					
2.0 HDI 110 4x4	80	02/01→12/03					
2.0 TD 4x4	63 - 64	03/98→09/05					
2.5 V6 24V 4x4	116	04/01→07/03					
2.7	127	06/01→08/03					
2.7 4x4	127 - 135	09/01→07/03					
2.5 V6 24V 4x4	106	04/98→07/03	➡	→ 09/00; ☐		24.3222-1727.3 020519	GG
			➡	→ 09/00; ☐		24.3222-1728.3 020520	GG
2.7	135	09/03→08/06	➡	→ 09/05; ☐		24.3222-1727.3 020519	GG
			➡	→ 09/05; ☐		24.3222-1728.3 020520	GG
 Bremsbackensatz							
1.6 4x4	69 - 73	03/98→09/05	➡			03.0137-0433.2 650433	Ø 220 x 42 - HEB
2.0 4x4	94 - 103	03/98→08/05					
2.0 HDI 110 16V 4x4	80	07/01→09/05					
2.0 HDI 110 4x4	80	02/01→12/03					
2.0 TD 4x4	63 - 64	03/98→09/05					
2.5 V6 24V 4x4	116	04/01→07/03					
2.5 V6 24V 4x4	106	04/98→07/03	➡	→ 09/00		03.0137-0433.2 650433	Ø 220 x 42 - HEB
2.7 4x4	127 - 135	09/01→07/03	➡	Version: Escudo		03.0137-0433.2 650433	Ø 220 x 42 - HEB
SUZUKI - GRAND VITARA I Geländewagen offen (GT) 03/98→09/05							
 Radbremszylinder							
1.6 4x4	69	03/98→07/03	➡	☐		24.3222-1727.3 020519	GG
2.0 4x4	94	03/98→07/03	➡	☐		24.3222-1728.3 020520	GG
 Bremsbackensatz							
1.6 4x4	69	03/98→07/03	➡			03.0137-0433.2 650433	Ø 220 x 42 - HEB
2.0 4x4	94	03/98→07/03					
SUZUKI - GRAND VITARA II (JT, TE, TD) 04/05→							
 Radbremszylinder							
1.6	78	10/05→	➡	→ 02/15; ☐		24.3222-1727.3 020519	GG
			➡	→ 02/15; ☐		24.3222-1728.3 020520	GG
→							

















	kw			 	! #		
SUZUKI - GRAND VITARA II (JT, TE, TD) 04/05→							
 Radbremsszylinder							
1.6 All-wheel Drive	73 - 77	09/05→	➔		2	24.3222-1727.3 020519	GG
1.6 All-wheel Drive	78	04/05→02/15	➔	☐		24.3222-1727.3 020519	GG
1.9 DDiS	95	03/06→08/08					
2.0 All-wheel Drive	95 - 103	10/05→02/15	➔	☐		24.3222-1728.3 020520	GG
2.7 All-wheel Drive	136	01/07→12/08					
1.9 DDiS All-wheel Drive	95	10/05→02/15	➔	→ 08/08; ☐		24.3222-1727.3 020519	GG
			➔	→ 08/08; ☐		24.3222-1728.3 020520	GG
2.0	103 - 107	10/05→	➔	→ 12/11; ☐		24.3222-1727.3 020519	GG
			➔	→ 12/11; ☐		24.3222-1728.3 020520	GG
2.7	138	09/05→12/08	➔	10/05→ 08/08; ☐		24.3222-1727.3 020519	GG
			➔	10/05→ 08/08; ☐		24.3222-1728.3 020520	GG
2.7 All-wheel Drive	138	04/05→08/08	➔	10/05→; ☐		24.3222-1727.3 020519	GG
			➔	10/05→; ☐		24.3222-1728.3 020520	GG
Zubehörsatz, Bremsbacken							
1.6	78	10/05→	➔	→ 02/15; Grand Vitara		03.0137-9289.2 669289	
1.6 All-wheel Drive	78	04/05→02/15	➔			03.0137-9289.2 669289	
1.9 DDiS	95	03/06→08/08					
1.9 DDiS All-wheel Drive	95	10/05→02/15					
 Bremsbackensatz							
1.6	78	10/05→	➔	→ 12/07; Grand Escudo		03.0137-0433.2 650433	Ø 220 x 42 - HEB
			➔	→ 02/15; Grand Vitara		03.0137-0499.2 650499	Ø 254 x 41 - HEB
1.6 All-wheel Drive	73 - 78	04/05→	➔			03.0137-0499.2 650499	Ø 254 x 41 - HEB
1.9 DDiS	95	03/06→08/08					
1.9 DDiS All-wheel Drive	95	10/05→02/15					
2.0 All-wheel Drive	103	10/05→02/15					
2.7 All-wheel Drive	136 - 138	04/05→12/08					
2.0	103 - 107	10/05→	➔	→ 12/11		03.0137-0433.2 650433	Ø 220 x 42 - HEB
2.0 All-wheel Drive	95	07/07→02/10	➔			03.0137-0433.2 650433	Ø 220 x 42 - HEB
2.7	138	09/05→12/08	➔	10/05→ 08/08		03.0137-0433.2 650433	Ø 220 x 42 - HEB
 Bremsbackensatz, Feststellbremse							
1.6 All-wheel Drive	77	03/13→	➔			03.0137-3046.2 653046	Ø 200 x 37 - HEB
2.0	99	01/10→					
2.4	124	09/09→					
2.4 All-wheel Drive	122 - 124	01/09→					
3.2 All-wheel Drive	165 - 171	06/08→02/15					
SUZUKI - IGNIS I (FH) 10/00→12/05							
 Radbremsszylinder							
1.3	61	10/00→09/03	➔	→ 08/03	2	24.3215-1702.3 020494	ALU
1.3 4WD	61	10/00→09/03					
1.5 Sport	80	12/03→12/05	➔	für Fahrzeuge ohne Sportfahrwerk	2	24.3215-1701.3 020493	ALU
Zubehörsatz, Bremsbacken							
1.3	61	10/00→09/03	➔	→ 08/03		03.0137-9127.2 669127	
1.3 4WD	61	10/00→09/03					
1.5 Sport	80	12/03→12/05	➔	für Fahrzeuge ohne Sportfahrwerk		03.0137-9300.2 669300	
 Bremsbackensatz							
1.3	61	10/00→09/03	➔	→ 08/03		03.0137-0425.2 650425	Ø 180 x 26 - HEB
1.3 4WD	61	10/00→09/03					
1.5 Sport	80	12/03→12/05	➔	für Fahrzeuge ohne Sportfahrwerk		03.0137-0465.2 650465	Ø 200 x 29 + HEB
						03.0520-1415.3 691415	Ø 200 x 29 + RZ / + Zub TopKit
SUZUKI - IGNIS II (MH) 08/03→							
 Radbremsszylinder							
1.3	69	09/03→	➔		2	24.3215-1701.3 020493	ALU
1.3 4x4	69	09/03→					
1.5	73	09/03→					
1.5 4x4	73	09/03→					
→							














	kW			 	! #		
SUZUKI - IGNIS II (MH) 08/03→							
 Radbremsszylinder							
1.3 DDiS	51	09/03→	→	→ 12/12	2	24.3215-1701.3 020493	ALU
Zubehörsatz, Bremsbacken							
1.3	69	09/03→	→	→ 12/12		03.0137-9300.2 669300	
1.3 4x4	69	09/03→					
1.3 DDiS	51	09/03→					
1.5	73	09/03→					
1.5 4x4	73	09/03→					
 Bremsbackensatz							
1.3	69	09/03→	→	→ 12/12		03.0137-0465.2 650465	Ø 200 x 29 + HEB
1.3 4x4	69	09/03→				03.0520-1415.3 691415	Ø 200 x 29 + RZ / + Zub TopKit
1.3 DDiS	51	09/03→					
1.5	73	09/03→					
1.5 4x4	73	09/03→					
SUZUKI - IGNIS III (MF) 10/16→							
 Radbremsszylinder							
1.2	66	10/16→	→		2	24.3219-1769.3 020610	ALU
1.2 AllGrip	66	10/16→					
1.2 Hybrid	61 -	10/16→					
	66						
1.2 Hybrid AllGrip	61 -	10/16→					
	66						
SUZUKI - JIMNY Geländewagen geschlossen (A6G) 07/18→							
 Bremsbackensatz							
1.5 AllGrip	75	07/18→	→			03.0137-0287.2 650287	Ø 220 x 36
SUZUKI - JIMNY Geländewagen geschlossen (SN) 07/98→							
 Radbremsszylinder							
1.3	63	08/04→	→	☐		24.3219-1723.3 020427	ALU
1.3 16V	59 -	09/98→					
	60		→	☐		24.3219-1758.3 020527	ALU
1.3 16V 4WD	59 -	09/98→					
	60						
1.3 16V 4x4	63	08/05→					
1.3 4WD	62	05/14→					
1.3 4x4	63	09/98→08/00					
1.5 DDiS 4WD	48	12/03→					
1.5 DDiS 4x4	63	08/05→					
Zubehörsatz, Bremsbacken							
1.3	63	08/04→	→			03.0137-9128.2 669128	
1.3 16V	59 -	09/98→					
	60						
1.3 16V 4WD	59 -	09/98→					
	60						
1.3 16V 4x4	63	08/05→					
1.3 4WD	62	05/14→					
1.3 4x4	63	09/98→08/00					
1.5 DDiS 4WD	48	12/03→					
1.5 DDiS 4x4	63	08/05→					
 Bremsbackensatz							
1.3	63	08/04→	→			03.0137-0287.2 650287	Ø 220 x 36
1.3 16V	59 -	09/98→					
	60						
1.3 16V 4WD	59 -	09/98→					
	60						
1.3 16V 4x4	63	08/05→					
1.3 4WD	62	05/14→					
1.3 4x4	63	09/98→08/00					
1.5 DDiS 4WD	48	12/03→					
1.5 DDiS 4x4	63	08/05→					
SUZUKI - JIMNY Geländewagen offen (SN) 01/98→							
 Radbremsszylinder							
1.3	63	08/04→	→	☐		24.3219-1723.3 020427	ALU
1.3 16V 4WD	59	09/98→					
1.3 4WD	63	03/13→	→	☐		24.3219-1758.3 020527	ALU
 Bremsbackensatz							
1.3	63	08/04→	→			03.0137-0287.2 650287	Ø 220 x 36
1.3 16V 4WD	59	09/98→					
1.3 4WD	63	03/13→					














	kW			 	! #		
SUZUKI - LIANA (ER, RH_) 10/01→							
 Radbremszylinder							
1.3	66	03/02→	➔	→ 12/07; ☐		24.3217-1725.3	020512 ALU
1.4 DDiS	66	04/04→					
1.6	76 - 79	03/02→	➔	→ 12/07; ☐		24.3217-1726.3	020513 ALU
1.6 4WD	76 - 78	03/02→					
1.6 i	78	04/02→					
1.5	81	04/04→11/07	➔	01/05→; ☐		24.3217-1725.3	020512 ALU
			➔	01/05→; ☐		24.3217-1726.3	020513 ALU
1.6 4WD	79	01/05→12/07	➔	☐		24.3217-1725.3	020512 ALU
2.0	108	10/01→03/04	➔	☐		24.3217-1726.3	020513 ALU
Zubehörsatz, Bremsbacken							
1.3	66	03/02→	➔	→ 12/07		03.0137-9271.2	669271
1.4 DDiS	66	04/04→					
1.6	76 - 79	03/02→					
1.6 4WD	76 - 78	03/02→					
1.6 i	78	04/02→					
1.5	81	04/04→11/07	➔	01/05→		03.0137-9271.2	669271
1.6 4WD	79	01/05→12/07	➔			03.0137-9271.2	669271
2.0	108	10/01→03/04					
 Bremstrommel							
1.3	66	03/02→	➔	→ 12/07		24.0220-0044.1	480192 Ø 244,6 x 40,2 / 202
1.4 DDiS	66	04/04→					
1.6	76 - 79	03/02→					
1.6 4WD	76 - 78	03/02→					
1.6 i	78	04/02→					
1.5	81	04/04→11/07	➔	01/05→		24.0220-0044.1	480192 Ø 244,6 x 40,2 / 202
1.6 4WD	79	01/05→12/07	➔			24.0220-0044.1	480192 Ø 244,6 x 40,2 / 202
2.0	108	10/01→03/04					
 Bremsbackensatz							
1.3	66	03/02→	➔	→ 12/07		03.0137-0315.2	650315 Ø 200 x 32
1.4 DDiS	66	04/04→					
1.6	76 - 79	03/02→					
1.6 4WD	76 - 78	03/02→					
1.6 i	78	04/02→					
1.5	81	04/04→11/07	➔	01/05→		03.0137-0315.2	650315 Ø 200 x 32
1.6 4WD	79	01/05→12/07	➔			03.0137-0315.2	650315 Ø 200 x 32
2.0	108	10/01→03/04					
SUZUKI - LIANA Schrägheck 06/01→							
 Radbremszylinder							
1.3	66	07/01→12/07	➔	☐		24.3217-1725.3	020512 ALU
1.4 DDiS	66	04/04→12/07					
1.6	76 - 79	07/01→12/07	➔	☐		24.3217-1726.3	020513 ALU
1.6 4WD	76 - 79	07/01→12/07					
1.6 i	78	04/02→12/07					
2.3	114	04/04→11/07					
Zubehörsatz, Bremsbacken							
1.3	66	07/01→12/07	➔			03.0137-9271.2	669271
1.4 DDiS	66	04/04→12/07					
1.6	76 - 79	07/01→12/07					
1.6 4WD	76 - 79	07/01→12/07					
1.6 i	78	04/02→12/07					
 Bremstrommel							
1.3	66	07/01→12/07	➔			24.0220-0044.1	480192 Ø 244,6 x 40,2 / 202
1.4 DDiS	66	04/04→12/07					
1.6	76 - 79	07/01→12/07					
1.6 4WD	76 - 79	07/01→12/07					
→							



























	kw					! #		
SUZUKI - LIANA Schrägheck 06/01→								
 Bremstrommel								
1.6 i 2.3	78 114	04/02→12/07 04/04→11/07	➔				24.0220-0044.1 480192	Ø 244,6 x 40,2 / 202
 Bremsbackensatz								
1.3 1.4 DDiS 1.6 1.6 4WD 1.6 i 2.3	66 66 76 - 79 76 - 79 78 114	07/01→12/07 04/04→12/07 07/01→12/07 07/01→12/07 04/02→12/07 04/04→11/07	➔				03.0137-0315.2 650315	Ø 200 x 32
SUZUKI - SAMURAI Geländewagen geschlossen (SJ_) 09/84→12/04								
 Radbremszylinder								
1.3 All-wheel Drive	51	11/88→12/04	➔	11/98→; <input type="checkbox"/>			24.3222-1738.3 020564	ALU
			➔	11/98→; <input type="checkbox"/>			24.3222-1739.3 020565	ALU
1.3 All-wheel Drive	59	01/00→12/04	➔	09/00→; <input type="checkbox"/>			24.3222-1738.3 020564	ALU
			➔	09/00→; <input type="checkbox"/>			24.3222-1739.3 020565	ALU
 Bremsbackensatz								
1.0 All-wheel Drive 1.3 All-wheel Drive	33 44 - 51	11/88→12/04 11/88→12/04	➔	→ 12/92			03.0137-0306.2 650306	Ø 220 x 40
SUZUKI - SPLASH (EX) 01/08→								
 Radbremszylinder								
1.0 1.2 1.2 LPG 1.2 VVT 1.3 CDTI	48 - 50 63 63 66 - 69 55	01/08→ 01/08→ 04/08→12/14 09/10→ 01/08→	➔		2		24.3219-1756.3 020511	BOS ALU
Zubehörsatz, Bremsbacken								
1.0 1.2 1.2 LPG 1.2 VVT 1.3 CDTI	48 - 50 63 63 66 - 69 55	01/08→ 01/08→ 04/08→12/14 09/10→ 01/08→	➔				03.0137-9287.2 669287	BOS
 Bremsbackensatz								
1.0 1.2 1.2 LPG 1.2 VVT 1.3 CDTI	48 - 50 63 63 66 - 69 55	01/08→ 01/08→ 04/08→12/14 09/10→ 01/08→	➔				03.0137-0466.2 650466 03.0520-6919.3 696919	BOS Ø 200 x 32 + HEB BOS Ø 200 x 32 + RZ / + Zub TopKit
 Seilzug, Feststellbremse								
1.0 1.2 1.2 LPG 1.2 VVT 1.3 CDTI	48 - 50 63 63 66 - 69 55	01/08→ 01/08→ 04/08→12/14 09/10→ 01/08→		Trommelbremse; <input type="checkbox"/>			24.3727-0792.2 580792	L= 1.600
				Trommelbremse; <input type="checkbox"/>			24.3727-0793.2 580793	L= 1.600
SUZUKI - SWIFT II Schrägheck (EA, MA) 03/89→12/05								
 Radbremszylinder								
1.0	37	03/89→05/01	➔	08/92→; → 320339; + ABS; Türenanzahl: 4; <input type="checkbox"/>			24.3217-1725.3 020512	ALU
			➔	08/92→; → 320339; + ABS; Türenanzahl: 4; <input type="checkbox"/>			24.3217-1726.3 020513	ALU
1.0 i	39	01/95→12/05	➔	11/96→ 12/04	2		24.3215-1704.3 020532	GG
			➔	→ 320339; + ABS; Türenanzahl: 4; <input type="checkbox"/>			24.3217-1725.3 020512	ALU
			➔	→ 320339; + ABS; Türenanzahl: 4; <input type="checkbox"/>			24.3217-1726.3 020513	ALU
1.3 →	50	03/89→05/01	➔	11/96→; Türenanzahl: 3	2		24.3215-1704.3 020532	GG

	kw					! #		
SUZUKI - SWIFT II Schrägheck (EA, MA) 03/89→12/05								
 Radbremszylinder								
1.3	50	03/89→05/01	➡	11/96→; Türenanzahl: 2	2	24.3215-1704.3	020532	GG
			➡	11/96→; Türenanzahl: 5	2	24.3215-1704.3	020532	GG
			➡	11/96→; Türenanzahl: 4; 		24.3217-1725.3	020512	ALU
			➡	11/96→; Türenanzahl: 4; 		24.3217-1726.3	020513	ALU
1.3	63	06/01→12/03	➡	Türenanzahl: 5	2	24.3215-1704.3	020532	GG
			➡	Türenanzahl: 2	2	24.3215-1704.3	020532	GG
			➡	Türenanzahl: 3	2	24.3215-1704.3	020532	GG
			➡	Türenanzahl: 4; 		24.3217-1725.3	020512	ALU
			➡	Türenanzahl: 4; 		24.3217-1726.3	020513	ALU
1.3 4WD	50	03/89→05/01	➡	11/96→; 		24.3217-1725.3	020512	ALU
			➡	11/96→; 		24.3217-1726.3	020513	ALU
Zubehörsatz, Bremsbacken								
1.0	37	03/89→05/01	➡	08/92→; → 320339; + ABS; Türenanzahl: 4		03.0137-9271.2	669271	
			➡	320340→; → 10/96; + ABS; Türenanzahl: 4		03.0137-9287.2	669287	BOS
1.0 i	39	01/95→12/05	➡	→ 320339; + ABS; Türenanzahl: 4		03.0137-9271.2	669271	
			➡	320340→; → 10/96; + ABS; Türenanzahl: 4		03.0137-9287.2	669287	BOS
1.3	50	03/89→05/01	➡	11/96→; Türenanzahl: 4		03.0137-9271.2	669271	
1.3	63	06/01→12/03	➡	Türenanzahl: 4		03.0137-9271.2	669271	
1.3 4WD	50	03/89→05/01	➡	11/96→		03.0137-9271.2	669271	
 Bremstrommel								
1.0	37	03/89→05/01	➡	08/92→ 10/96; - ABS; Türenanzahl: 3		24.0218-0042.1	480164	Ø 222,2 x 36 / 182 - RLG
			➡	08/92→ 10/96; - ABS; Türenanzahl: 5		24.0218-0042.1	480164	Ø 222,2 x 36 / 182 - RLG
1.0 i	39	01/95→12/05	➡	→ 10/96; - ABS; Türenanzahl: 3		24.0218-0042.1	480164	Ø 222,2 x 36 / 182 - RLG
			➡	→ 10/96; - ABS; Türenanzahl: 5		24.0218-0042.1	480164	Ø 222,2 x 36 / 182 - RLG
			➡	11/96→ 12/04		24.0218-0042.1	480164	Ø 222,2 x 36 / 182 - RLG
1.3	50	03/89→05/01	➡	11/96→; Türenanzahl: 2		24.0218-0042.1	480164	Ø 222,2 x 36 / 182 - RLG
			➡	11/96→; Türenanzahl: 3		24.0218-0042.1	480164	Ø 222,2 x 36 / 182 - RLG
			➡	11/96→; Türenanzahl: 5		24.0218-0042.1	480164	Ø 222,2 x 36 / 182 - RLG
1.3	63	06/01→12/03	➡	Türenanzahl: 2		24.0218-0042.1	480164	Ø 222,2 x 36 / 182 - RLG
			➡	Türenanzahl: 3		24.0218-0042.1	480164	Ø 222,2 x 36 / 182 - RLG
			➡	Türenanzahl: 5		24.0218-0042.1	480164	Ø 222,2 x 36 / 182 - RLG
 Bremsbackensatz								
1.0	37	03/89→05/01	➡	08/92→; → 320339; + ABS; Türenanzahl: 4		03.0137-0315.2	650315	Ø 200 x 32
			➡	08/92→ 10/96; - ABS; Türenanzahl: 5		03.0137-0414.2	650414	Ø 180 x 27 - HEB
			➡	08/92→ 10/96; - ABS; Türenanzahl: 3		03.0137-0414.2	650414	Ø 180 x 27 - HEB
			➡	320340→; → 10/96; + ABS; Türenanzahl: 4		03.0137-0500.2	650500	BOS Ø 200 x 32 + HEB
1.0 i	39	01/95→12/05	➡	→ 320339; + ABS; Türenanzahl: 4		03.0137-0315.2	650315	Ø 200 x 32
			➡	→ 10/96; - ABS; Türenanzahl: 3		03.0137-0414.2	650414	Ø 180 x 27 - HEB
			➡	→ 10/96; - ABS; Türenanzahl: 5		03.0137-0414.2	650414	Ø 180 x 27 - HEB
			➡	11/96→ 12/04		03.0137-0414.2	650414	Ø 180 x 27 - HEB
			➡	320340→; → 10/96; + ABS; Türenanzahl: 4		03.0137-0500.2	650500	BOS Ø 200 x 32 + HEB
1.3	50	03/89→05/01	➡	11/96→; Türenanzahl: 4		03.0137-0315.2	650315	Ø 200 x 32
			➡	11/96→; Türenanzahl: 2		03.0137-0414.2	650414	Ø 180 x 27 - HEB
			➡	11/96→; Türenanzahl: 3		03.0137-0414.2	650414	Ø 180 x 27 - HEB
			➡	11/96→; Türenanzahl: 5		03.0137-0414.2	650414	Ø 180 x 27 - HEB
1.3	63	06/01→12/03	➡	Türenanzahl: 4		03.0137-0315.2	650315	Ø 200 x 32
			➡	Türenanzahl: 2		03.0137-0414.2	650414	Ø 180 x 27 - HEB
			➡	Türenanzahl: 3		03.0137-0414.2	650414	Ø 180 x 27 - HEB
			➡	Türenanzahl: 5		03.0137-0414.2	650414	Ø 180 x 27 - HEB
→								














	kw					! #		
SUZUKI - SWIFT II Schrägheck (EA, MA) 03/89→12/05								
 Bremsbackensatz								
1.3 4WD	50	03/89→05/01	➡	11/96→		03.0137-0315.2	650315	Ø 200 x 32
SUZUKI - SWIFT II Stufenheck (AH, AJ) 03/89→05/01								
 Radbremszylinder								
1.6 i	68	01/90→05/01	➡	08/92→ 10/96; ☐		24.3219-1770.3	020587	ALU
1.6 i 4WD	68	01/90→05/01	➡	08/92→ 10/96; ☐		24.3219-1771.3	020588	ALU
Zubehörsatz, Bremsbacken								
1.6 i	68	01/90→05/01	➡	08/92→ 10/96		03.0137-9271.2	669271	
1.6 i 4WD	68	01/90→05/01	➡	08/92→ 10/96		03.0137-9271.2	669271	
 Bremsbackensatz								
1.6 i	68	01/90→05/01	➡	08/92→ 10/96		03.0137-0315.2	650315	Ø 200 x 32
1.6 i 4WD	68	01/90→05/01	➡	08/92→ 10/96		03.0137-0315.2	650315	Ø 200 x 32
SUZUKI - SWIFT III (MZ, EZ) 02/05→								
 Radbremszylinder								
1.2	66	04/08→12/10	➡		2	24.3219-1756.3	020511	BOS ALU
1.3	67	02/05→06/15	➡					
1.3 4x4	66 - 68	02/05→	➡					
1.3 DDiS	51 - 55	08/05→	➡					
1.5	75	02/05→	➡					
1.5 4x4	74	02/05→	➡					
1.3	68	02/05→	➡	→ 09/10	2	24.3219-1756.3	020511	BOS ALU
1.3 LPG	68	09/08→12/10	➡	Fahrzeugproduktionsland Ungarn	2	24.3219-1756.3	020511	BOS ALU
Zubehörsatz, Bremsbacken								
1.2	66	04/08→12/10	➡			03.0137-9271.2	669271	
1.3	67	02/05→06/15	➡			03.0137-9287.2	669287	BOS
1.3 DDiS	51 - 55	08/05→	➡			03.0137-9287.2	669287	BOS
1.5	75	02/05→	➡			03.0137-9271.2	669271	
1.3	68	02/05→	➡	→ 09/10		03.0137-9287.2	669287	BOS
1.3 4x4	66 - 68	02/05→	➡			03.0137-9287.2	669287	BOS
1.3 LPG	68	09/08→12/10	➡			03.0137-9287.2	669287	BOS
1.5 4x4	74	02/05→	➡			03.0137-9287.2	669287	BOS
 Bremstrommel								
1.3 4x4	66 - 68	02/05→	➡	Fahrzeugproduktionsland Japan		24.0220-0044.1	480192	Ø 244,6 x 40,2 / 202
1.5 4x4	74	02/05→	➡					
 Bremsbackensatz								
1.2	66	04/08→12/10	➡	Fahrzeugproduktionsland Ungarn		03.0137-0466.2	650466	BOS Ø 200 x 32 + HEB
1.3	67	02/05→06/15	➡	Fahrzeugproduktionsland Japan		03.0137-0529.2	650526	Ø 200 x 32 - HEB
			➡			03.0520-6919.3	696919	BOS Ø 200 x 32 + RZ / + Zub TopKit
1.3	68	02/05→	➡	→ 09/10; Fahrzeugproduktionsland Ungarn		03.0137-0466.2	650466	BOS Ø 200 x 32 + HEB
			➡	→ 09/10; Fahrzeugproduktionsland Japan		03.0137-0529.2	650526	Ø 200 x 32 - HEB
			➡	Fahrzeugproduktionsland Ungarn		03.0520-6919.3	696919	BOS Ø 200 x 32 + RZ / + Zub TopKit
1.3 4x4	66 - 68	02/05→	➡	Fahrzeugproduktionsland Japan		03.0137-0315.2	650315	Ø 200 x 32
1.5 4x4	74	02/05→	➡	Fahrzeugproduktionsland Ungarn		03.0137-0466.2	650466	BOS Ø 200 x 32 + HEB
			➡			03.0520-6919.3	696919	BOS Ø 200 x 32 + RZ / + Zub TopKit
1.3 DDiS	51 - 55	08/05→	➡	Fahrzeugproduktionsland Ungarn		03.0137-0466.2	650466	BOS Ø 200 x 32 + HEB
1.5	75	02/05→	➡			03.0520-6919.3	696919	BOS Ø 200 x 32 + RZ / + Zub TopKit
			➡	Fahrzeugproduktionsland Japan		03.0137-0529.2	650526	Ø 200 x 32 - HEB
1.3 LPG	68	09/08→12/10	➡			03.0137-0466.2	650466	BOS Ø 200 x 32 + HEB
			➡			03.0520-6919.3	696919	BOS Ø 200 x 32 + RZ / + Zub TopKit
→								













	kW			 	! #			
SUZUKI - SWIFT III (MZ, EZ) 02/05→								
 Seilzug, Feststellbremse								
1.2 1.3 1.3 4x4 1.3 DDiS 1.5 1.5 4x4 1.3	66 67 66 - 68 51 - 55 75 74	04/08→12/10 02/05→06/15 02/05→ 08/05→ 02/05→ 02/05→		Fahrzeugproduktionsland Ungarn; Trommelbremse; <input type="checkbox"/> Fahrzeugproduktionsland Ungarn; Trommelbremse; <input type="checkbox"/> → 09/10; Fahrzeugproduktionsland Ungarn; Trommelbremse; <input type="checkbox"/> → 09/10; Fahrzeugproduktionsland Ungarn; Trommelbremse; <input type="checkbox"/>		24.3727-2004.2 24.3727-2005.2 24.3727-2004.2 24.3727-2005.2	582004 582005 582004 582005	L= 1.625 L= 1.625 L= 1.625 L= 1.625
1.3 LPG 1.6	68 92	09/08→12/10 05/06→		Fahrzeugproduktionsland Ungarn; <input type="checkbox"/> Fahrzeugproduktionsland Ungarn; <input type="checkbox"/> Scheibenbremse; <input type="checkbox"/> Scheibenbremse; <input type="checkbox"/>		24.3727-2004.2 24.3727-2005.2 24.3727-2008.2 24.3727-2009.2	582004 582005 582008 582009	L= 1.625 L= 1.625 L= 1.494 L= 1.494
SUZUKI - SWIFT IV (FZ, NZ) 10/10→								
 Radbremszylinder								
1.2 1.2 4WD 1.2 4x4 1.3 DDiS 1.4 1.6	63 - 69 67 66 - 69 55 70 100	10/10→ 08/12→ 10/10→ 10/10→ 02/11→ 01/12→	➔		2	24.3219-1769.3	020610	ALU
Zubehörsatz, Bremsbacken								
1.2 1.2 4WD 1.2 4x4 1.3 DDiS 1.4 1.6	63 - 69 67 66 - 69 55 70 100	10/10→ 08/12→ 10/10→ 10/10→ 02/11→ 01/12→	➔			03.0137-9271.2	669271	
 Bremsbackensatz								
1.2 1.2 4WD 1.2 4x4 1.3 DDiS 1.4 1.6	63 - 69 67 66 - 69 55 70 100	10/10→ 08/12→ 10/10→ 10/10→ 02/11→ 01/12→	➔			03.0137-0509.2	650509	Ø 200 x 26 + HEB
 Seilzug, Feststellbremse								
1.2 1.2 4WD 1.2 4x4 1.3 DDiS 1.4	63 - 69 67 66 - 69 55 70	10/10→ 08/12→ 10/10→ 10/10→ 02/11→		für Fahrzeuge mit Scheibenbremse an der Hinterachse; Scheibenbremse; <input type="checkbox"/> für Fahrzeuge mit Scheibenbremse an der Hinterachse; Scheibenbremse; <input type="checkbox"/>		24.3727-2010.2 24.3727-2011.2	582010 582011	L= 1.480 L= 1.480
SUZUKI - SWIFT V (AZ) 01/17→								
 Radbremszylinder								
1.0 1.0 SHVS 1.2 1.2 AllGrip 1.2 SHVS 1.2 SHVS AllGrip 1.2 Hybrid) 1.2 Hybrid) AllGrip	82 82 66 - 67 66 66 66 61 61	04/17→ 04/17→ 01/17→ 04/17→ 04/17→ 04/17→ 06/20→ 06/20→	➔	GL/GLA	2	24.3219-1769.3	020610	ALU
SUZUKI - SX4 (EY, GY) 06/06→								
 Radbremszylinder								
1.5 1.5 VVTi 1.6 LPG ➔	73 81 79	06/06→07/10 07/07→12/15 06/06→12/12	➔	Fahrzeugproduktionsland Ungarn; - ABS	2	24.3219-1756.3	020511	BOS ALU






















	kw			 	! #		
SUZUKI - SX4 (EY, GY) 06/06→							
 Radbremszylinder							
1.6 VVT 1.6 VVT 4x4	79 - 88 79 - 88	06/06→ 06/06→	➔	Fahrzeugproduktionsland Ungarn; - ABS	2	24.3219-1756.3 020511	BOS ALU
1.5 VVT 1.5 VVT 4x4 1.6 DDIS 1.6 VVT 4x4 1.9 DDIS 1.9 DDIS 4x4 2.0 16V 4x4 2.0 DDIS 2.0 DDIS 4x4	82 82 66 82 88 88 112 99 99	07/10→ 07/10→ 04/07→ 07/09→ 06/06→ 06/06→ 01/10→ 07/09→ 07/09→	➔	- ABS	2	24.3219-1756.3 020511	BOS ALU
1.6 VVT 1.6 VVT 4x4	81 - 82 81	11/10→12/15 01/12→12/15	➔	Fahrzeugproduktionsland Ungarn	2	24.3219-1756.3 020511	BOS ALU
Zubehörsatz, Bremsbacken							
1.5 1.5 VVTi 1.6 LPG 1.6 VVT 1.6 VVT 4x4	73 81 79 79 - 88 79 - 88	06/06→07/10 07/07→12/15 06/06→12/12 06/06→ 06/06→	➔	Fahrzeugproduktionsland Ungarn		03.0137-9319.2 669319	BOS
1.5 VVT 1.5 VVT 4x4 1.6 DDIS 1.6 VVT 4x4 1.9 DDIS 1.9 DDIS 4x4 2.0 16V 4x4 2.0 DDIS 2.0 DDIS 4x4	82 82 66 82 88 88 112 99 99	07/10→ 07/10→ 04/07→ 07/09→ 06/06→ 06/06→ 01/10→ 07/09→ 07/09→	➔			03.0137-9319.2 669319	BOS
 Bremsbackensatz							
1.5 1.5 VVTi 1.6 LPG 1.6 VVT 1.6 VVT 4x4	73 81 79 79 - 88 79 - 88	06/06→07/10 07/07→12/15 06/06→12/12 06/06→ 06/06→	➔	Fahrzeugproduktionsland Ungarn		03.0137-0490.2 650490	BOS Ø 220 x 35 + HEB
1.5 VVT 1.5 VVT 4x4 1.6 DDIS 1.6 VVT 4x4 1.9 DDIS 1.9 DDIS 4x4 2.0 16V 4x4 2.0 DDIS 2.0 DDIS 4x4	82 82 66 82 88 88 112 99 99	07/10→ 07/10→ 04/07→ 07/09→ 06/06→ 06/06→ 01/10→ 07/09→ 07/09→	➔	Fahrzeugproduktionsland Ungarn; - ABS		03.0520-7719.3 697719	BOS Ø 220 x 35 + RZ / + Zub TopKit
1.5 VVT 1.5 VVT 4x4 1.6 DDIS 1.6 VVT 4x4 1.9 DDIS 1.9 DDIS 4x4 2.0 16V 4x4 2.0 DDIS 2.0 DDIS 4x4	82 82 66 82 88 88 112 99 99	07/10→ 07/10→ 04/07→ 07/09→ 06/06→ 06/06→ 01/10→ 07/09→ 07/09→	➔	- ABS		03.0520-7719.3 697719	BOS Ø 220 x 35 + RZ / + Zub TopKit
1.6 VVT 1.6 VVT 4x4	81 - 82 81	11/10→12/15 01/12→12/15	➔	Fahrzeugproduktionsland Ungarn		03.0137-0490.2 650490	BOS Ø 220 x 35 + HEB
 Seilzug, Feststellbremse							
1.5 1.5 VVT 1.6 LPG 1.6 VVT 1.6 VVT 4x4	73 82 79 79 - 88 79 - 88	06/06→07/10 07/10→ 06/06→12/12 06/06→ 06/06→		Fahrzeugproduktionsland Ungarn; + ABS; Scheibenbremse; <input type="checkbox"/>		24.3727-2006.2 582006	L= 1.638
1.5 VVT 4x4 1.6 DDIS 1.6 VVT 4x4 1.9 DDIS 1.9 DDIS 4x4 2.0 16V 4x4 2.0 DDIS 2.0 DDIS 4x4	82 66 82 88 88 112 99 99	07/10→ 04/07→ 07/09→ 06/06→ 06/06→ 01/10→ 07/09→ 07/09→		Fahrzeugproduktionsland Ungarn; + ABS; Scheibenbremse; <input type="checkbox"/>		24.3727-2007.2 582007	L= 1.638
1.5 VVTi	81	07/07→12/15		+ ABS; Scheibenbremse; <input type="checkbox"/>		24.3727-2006.2 582006	L= 1.638
				Fahrzeugproduktionsland Japan; + ABS; Scheibenbremse; <input type="checkbox"/>		24.3727-2007.2 582007	L= 1.638
1.6 VVT 1.6 VVT 4x4 →	81 - 82 81	11/10→12/15 01/12→12/15		für Fahrzeuge mit Scheibenbremse an der Hinterachse; Fahrzeugproduktionsland Japan; <input type="checkbox"/>		24.3727-2006.2 582006	L= 1.638





































	kw					! #		
SUZUKI - SX4 (EY, GY) 06/06→								
 Seilzug, Feststellbremse								
1.6 VVT	81 - 82	11/10→12/15			für Fahrzeuge mit Scheibenbremse an der Hinterachse;		24.3727-2007.2 582007	L= 1.638
1.6 VVT 4x4	81	01/12→12/15			Fahrzeugproduktionsland Ungarn; <input type="checkbox"/>			
SUZUKI - SX4 Stufenheck (GY, RW) 10/07→								
 Radbremszylinder								
1.6	79 - 88	10/07→	➔		Fahrzeugproduktionsland Ungarn; - ABS	2	24.3219-1756.3 020511	BOS ALU
1.6 AWD	79	10/07→12/11						
Zubehörsatz, Bremsbacken								
1.6	79 - 88	10/07→	➔		Fahrzeugproduktionsland Ungarn		03.0137-9319.2 669319	BOS
1.6 AWD	79	10/07→12/11						
 Bremsbackensatz								
1.6	79 - 88	10/07→	➔		Fahrzeugproduktionsland Ungarn		03.0137-0490.2 650490	BOS Ø 220 x 35 + HEB
1.6 AWD	79	10/07→12/11	➔		Fahrzeugproduktionsland Ungarn; - ABS		03.0520-7719.3 697719	BOS Ø 220 x 35 + RZ / + Zub TopKit
 Seilzug, Feststellbremse								
1.6	79 - 88	10/07→			Fahrzeugproduktionsland Ungarn; + ABS; Scheibenbremse; <input type="checkbox"/>		24.3727-2006.2 582006	L= 1.638
1.6 AWD	79	10/07→12/11			Fahrzeugproduktionsland Ungarn; + ABS; Scheibenbremse; <input type="checkbox"/>		24.3727-2007.2 582007	L= 1.638
SUZUKI - VITARA (ET, TA, TD) 07/88→12/02								
 Radbremszylinder								
1.6 All-wheel Drive	59	07/88→03/98	➔	01/89→01/93; <input type="checkbox"/>			24.3223-1714.3 020585	ALU
			➔	01/89→01/93; <input type="checkbox"/>			24.3223-1715.3 020586	ALU
			➔	02/93→01/95; <input type="checkbox"/>			24.3223-1716.3 020592	GG
			➔	02/93→01/95; <input type="checkbox"/>			24.3223-1717.3 020593	GG
1.6 i 16V All-wheel Drive	71	07/90→03/98	➔	02/91→01/93; <input type="checkbox"/>			24.3223-1714.3 020585	ALU
			➔	02/91→01/93; <input type="checkbox"/>			24.3223-1715.3 020586	ALU
			➔	02/93→01/95; <input type="checkbox"/>			24.3223-1716.3 020592	GG
			➔	02/93→01/95; <input type="checkbox"/>			24.3223-1717.3 020593	GG
1.9 D All-wheel Drive	50 - 55	01/95→03/98	➔			2	24.3222-1742.3 020569	GG
2.0 V6 24V All-wheel Drive	100	12/94→03/98	➔	<input type="checkbox"/>			24.3223-1716.3 020592	GG
			➔	<input type="checkbox"/>			24.3223-1717.3 020593	GG
SUZUKI - VITARA Cabrio (ET, TA) 07/88→10/02								
 Radbremszylinder								
1.6 i 16V	71	07/90→03/99	➔	→ 01/93; <input type="checkbox"/>			24.3223-1714.3 020585	ALU
			➔	→ 01/93; <input type="checkbox"/>			24.3223-1715.3 020586	ALU
			➔	02/93→01/95; <input type="checkbox"/>			24.3223-1716.3 020592	GG
			➔	02/93→01/95; <input type="checkbox"/>			24.3223-1717.3 020593	GG
1.9 D	50	01/95→03/98	➔			2	24.3222-1742.3 020569	GG
1.9 D	55	08/96→03/99	➔	→ 03/98		2	24.3222-1742.3 020569	GG
2.0 16V	97	12/96→03/99	➔	→ 03/98; <input type="checkbox"/>			24.3223-1716.3 020592	GG
			➔	→ 03/98; <input type="checkbox"/>			24.3223-1717.3 020593	GG
SUZUKI - WAGON R Schrägheck 03/02→12/12								
 Radbremszylinder								
1.0	39 - 44	07/03→08/05	➔	TSMMA93S00210001→		2	24.3215-1701.3 020493	ALU
1.3	65	09/03→12/10	➔	→ TSMMA93S00210000		2	24.3215-1702.3 020494	ALU
1.2	59	06/04→08/05	➔			2	24.3215-1701.3 020493	ALU
Zubehörsatz, Bremsbacken								
1.0	39 - 44	07/03→08/05	➔	→ TSMMA93S00210000			03.0137-9127.2 669127	
1.2 1.3 →	59 65	06/04→08/05 09/03→12/10	➔	TSMMA93S00210001→			03.0137-9300.2 669300	




























	kW					! #		
SUZUKI - WAGON R Schrägheck 03/02→12/12								
 Bremstrommel								
1.0	39 - 44	07/03→08/05	➔			24.0218-0039.1	480160	Ø 208 x 34,5 / 182 - RLG / - ABS Ring
1.3	65	09/03→12/10						
1.2	59	06/04→08/05	➔			24.0220-0045.1	480189	Ø 232 x 38 / 202 - RLG / - ABS Ring
 Bremsbackensatz								
1.0	39 - 44	07/03→08/05	➔	→ TSMMA93S00210000		03.0137-0425.2	650425	Ø 180 x 26 - HEB
			➔	TSMMA93S00210001→		03.0137-0465.2	650465	Ø 200 x 29 + HEB
						03.0520-1415.3	691415	Ø 200 x 29 + RZ / + Zub TopKit
1.2	59	06/04→08/05	➔	TSMMA93S00210001→ TSMMA93S00280000		03.0137-0387.2	650387	Ø 180 x 26 - HEB
			➔	→ TSMMA93S00210000		03.0137-0425.2	650425	Ø 180 x 26 - HEB
			➔	TSMMA93S00280000→		03.0137-0465.2	650465	Ø 200 x 29 + HEB
			➔	TSMMA93S00210001→		03.0520-1415.3	691415	Ø 200 x 29 + RZ / + Zub TopKit
1.3	65	09/03→12/10	➔	→ TSMMA93S00210000		03.0137-0425.2	650425	Ø 180 x 26 - HEB
			➔	TSMMA93S00210001→		03.0137-0465.2	650465	Ø 200 x 29 + HEB
			➔			03.0520-1415.3	691415	Ø 200 x 29 + RZ / + Zub TopKit
SUZUKI - WAGON R+ Schrägheck (EM) 10/97→10/00								
 Radbremszylinder								
1.0	48	02/98→05/00	➔	→ 04/00	2	24.3215-1702.3	020494	ALU
1.2	51	02/98→05/00						
1.2 4WD	51	02/98→05/00						
1.3	56	04/99→10/00	➔		2	24.3215-1702.3	020494	ALU
Zubehörsatz, Bremsbacken								
1.0	48	02/98→05/00	➔	→ 04/00		03.0137-9264.2	669264	
1.2	51	02/98→05/00						
1.2 4WD	51	02/98→05/00						
1.3	56	04/99→10/00	➔			03.0137-9264.2	669264	
 Bremstrommel								
1.0	48	02/98→05/00	➔	→ 04/00		24.0218-0046.1	480184	Ø 208 x 45,2 / 182 - RLG / - ABS Ring
1.2	51	02/98→05/00						
1.3	56	04/99→10/00	➔			24.0218-0046.1	480184	Ø 208 x 45,2 / 182 - RLG / - ABS Ring
 Bremsbackensatz								
1.0	48	02/98→05/00	➔	→ 04/00		03.0137-0387.2	650387	Ø 180 x 26 - HEB
1.2	51	02/98→05/00						
1.2 4WD	51	02/98→05/00						
1.3	56	04/99→10/00	➔			03.0137-0387.2	650387	Ø 180 x 26 - HEB
SUZUKI - WAGON R+ Schrägheck (MM) 05/00→								
 Radbremszylinder								
1.0	51	08/00→07/03	➔		2	24.3215-1701.3	020493	ALU
1.0 XT Plus	74	08/00→07/01						
1.2	59	01/05→12/08						
1.0	39	07/01→12/06	➔		2	24.3215-1702.3	020494	ALU
1.3	56	05/00→12/04						
1.3	69	09/03→	➔	TSMMA53S00180001→	2	24.3215-1701.3	020493	ALU
			➔	→ 04/08; → TSMMA53S00180000	2	24.3215-1702.3	020494	ALU
1.3 4WD	56	10/01→	➔	→ 12/04	2	24.3215-1702.3	020494	ALU
1.3 4WD	69	09/03→	➔	TSMMB93S00210001→	2	24.3215-1701.3	020493	ALU
			➔	→ 04/08; → TSMMB93S00210000	2	24.3215-1702.3	020494	ALU
1.3 DDiS	51	09/03→	➔	→ 04/08	2	24.3215-1701.3	020493	ALU
Zubehörsatz, Bremsbacken								
1.0	51	08/00→07/03	➔			03.0137-9264.2	669264	
1.0 XT Plus	74	08/00→07/01						
1.2	59	01/05→12/08						
1.0	39	07/01→12/06	➔			03.0137-9127.2	669127	
1.3	56	05/00→12/04						
1.3	69	09/03→	➔	→ TSMMA93S00210000		03.0137-9127.2	669127	
			➔	→ 04/08; TSMMA93S00210001→		03.0137-9300.2	669300	
→								












	kw					! #		
SUZUKI - WAGON R+ Schrägheck (MM) 05/00→								
Zubehörsatz, Bremsbacken								
1.3 4WD	56	10/01→	➡	→ 12/04			03.0137-9127.2 669127	
1.3 4WD	69	09/03→	➡	→ TSMMMB53S00210000			03.0137-9127.2 669127	
				→ 04/08; TSMMMB53S00210001→			03.0137-9300.2 669300	
1.3 DDiS	51	09/03→	➡	→ 04/08			03.0137-9300.2 669300	
 Bremstrommel								
1.0	51	08/00→07/03	➡				24.0218-0046.1 480184	Ø 208 x 45,2 / 182 - RLG / - ABS Ring
1.0 XT Plus	74	08/00→07/01	➡					
1.0	39	07/01→12/06	➡				24.0218-0039.1 480160	Ø 208 x 34,5 / 182 - RLG / - ABS Ring
1.3	56	05/00→12/04	➡					
1.2	59	01/05→12/08	➡				24.0220-0045.1 480189	Ø 232 x 38 / 202 - RLG / - ABS Ring
1.3	69	09/03→	➡				24.0218-0039.1 480160	Ø 208 x 34,5 / 182 - RLG / - ABS Ring
				→ 04/08			24.0220-0045.1 480189	Ø 232 x 38 / 202 - RLG / - ABS Ring
1.3 DDiS	51	09/03→	➡	→ 04/08			24.0220-0045.1 480189	Ø 232 x 38 / 202 - RLG / - ABS Ring
 Bremsbackensatz								
1.0	51	08/00→07/03	➡				03.0137-0387.2 650387	Ø 180 x 26 - HEB
1.0 XT Plus	74	08/00→07/01	➡					
1.0	39	07/01→12/06	➡				03.0137-0425.2 650425	Ø 180 x 26 - HEB
1.3	56	05/00→12/04	➡					
1.2	59	01/05→12/08	➡				03.0137-0465.2 650465	Ø 200 x 29 + HEB
							03.0520-1415.3 691415	Ø 200 x 29 + RZ / + Zub TopKit
1.3	69	09/03→	➡	→ TSMMA93S00210000			03.0137-0425.2 650425	Ø 180 x 26 - HEB
				→ 04/08; TSMMA93S00210001→			03.0137-0465.2 650465	Ø 200 x 29 + HEB
							03.0520-1415.3 691415	Ø 200 x 29 + RZ / + Zub TopKit
1.3 4WD	56	10/01→	➡	→ 12/04			03.0137-0425.2 650425	Ø 180 x 26 - HEB
1.3 4WD	69	09/03→	➡	→ TSMMMB53S00210000			03.0137-0425.2 650425	Ø 180 x 26 - HEB
				→ 04/08; TSMMMB53S00210001→			03.0137-0465.2 650465	Ø 200 x 29 + HEB
							03.0520-1415.3 691415	Ø 200 x 29 + RZ / + Zub TopKit
1.3 DDiS	51	09/03→	➡	→ 04/08			03.0137-0465.2 650465	Ø 200 x 29 + HEB
							03.0520-1415.3 691415	Ø 200 x 29 + RZ / + Zub TopKit
 Seilzug, Feststellbremse								
1.3	56	05/00→12/04	➡	Trommelbremse; <input type="checkbox"/>			24.3727-0771.2 580771	L= 1.516 + Zub
				Trommelbremse; <input type="checkbox"/>			24.3727-0774.2 580774	L= 1.507 + Zub
1.3 4WD	56	10/01→	➡	→ 12/04; Trommelbremse; <input type="checkbox"/>			24.3727-0771.2 580771	L= 1.516 + Zub
				→ 12/04; Trommelbremse; <input type="checkbox"/>			24.3727-0774.2 580774	L= 1.507 + Zub
TOYOTA - 4 RUNNER III (_N18_) 11/95→07/03								
 Bremsbackensatz								
2.7	112	11/95→07/02	➡	→ 06/99			03.0137-0308.2 650308	Ø 295 x 51
2.7 4WD	112	11/95→08/02	➡	→ 07/00			03.0137-0308.2 650308	Ø 295 x 51
3.4 4WD	136	11/95→11/02	➡					
3.0 TDi	103	09/00→07/02	➡				03.0137-0308.2 650308	Ø 295 x 51
3.0 Turbo-D	92	11/95→11/02	➡					
3.4	136	11/95→11/02	➡					
TOYOTA - 4 RUNNER IV (_N21_) 08/02→12/09								
 Bremsbackensatz, Feststellbremse								
4.0	174 - 183	11/02→09/09	➡				03.0137-3007.2 653007	Ø 209 x 45 - HEB
4.0 4WD	183	01/03→12/09	➡					
4.7	175 - 194	08/02→12/09	➡					
4.7 4WD	175 - 194	08/02→12/09	➡					
Zubehörsatz, Feststellbremsbacken								
4.0	174 - 183	11/02→09/09	➡				03.0137-9272.2 669272	
4.0 4WD	183	01/03→12/09	➡					
4.7	175 - 194	08/02→12/09	➡					
→								














	kw					! #		
TOYOTA - 4 RUNNER IV (_N21_) 08/02→12/09								
Zubehörsatz, Feststellbremsbacken								
4.7 4WD	175 - 194	08/02→12/09	➔				03.0137-9272.2 669272	
TOYOTA - 4 RUNNER V (_N28_) 03/09→								
 Bremsbackensatz, Feststellbremse								
2.7 4WD	117	09/09→12/10	➔				03.0137-3007.2 653007	Ø 209 x 45 - HEB
4.0	202	01/10→						
4.0 4WD	202	01/10→						
Zubehörsatz, Feststellbremsbacken								
4.0	202	01/10→	➔				03.0137-9272.2 669272	
4.0 4WD	202	01/10→						
TOYOTA - ALLION I (_T24_) 06/01→06/07								
 Bremsbackensatz								
1.5	80	06/01→04/05	➔				03.0137-0364.2 650364	Ø 200 x 32
1.8	92	06/01→09/04						
TOYOTA - ALPHARD I (_H1_) 04/03→04/08								
 Bremsbackensatz, Feststellbremse								
2.4	117	09/03→04/08	➔				03.0137-0400.2 650400	Ø 190 x 45
2.4 4WD	117	09/03→04/08						
2.4 Hybrid 4WD	117	09/03→04/08						
3.0	162	04/03→04/08						
3.0 4WD	162	04/03→04/08						
TOYOTA - ALTEZZA (_E1_) 01/99→11/05								
 Bremsbackensatz, Feststellbremse								
2.0 VVTi	118 - 154	01/99→11/05	➔				03.0137-0400.2 650400	Ø 190 x 45
Zubehörsatz, Feststellbremsbacken								
2.0 VVTi	118 - 154	01/99→11/05	➔				03.0137-9272.2 669272	
TOYOTA - ALTEZZA GITA Kombi (_XE1_) 10/98→12/05								
 Bremsbackensatz, Feststellbremse								
2.0	114	01/99→06/01	➔				03.0137-0400.2 650400	Ø 190 x 45
3.0	157 - 162	07/01→11/05						
Zubehörsatz, Feststellbremsbacken								
2.0	114	01/99→06/01	➔				03.0137-9272.2 669272	
3.0	157 - 162	07/01→11/05						
TOYOTA - AQUA (_NHP1_) 12/11→								
 Bremsbackensatz, Feststellbremse								
1.5 Hybrid	54	12/11→	➔	03/12→			03.0137-3050.2 653050	Ø 180 x 37 - HEB
TOYOTA - AURION (_V4_) 03/06→09/11								
 Bremsbackensatz, Feststellbremse								
3.5	200	03/06→09/11	➔				03.0137-0402.2 650402	Ø 170 x 40
TOYOTA - AURIS (_E15_) 10/06→09/12								
 Seilzug, Feststellbremse								
1.33 Dual-VVTi	73 - 74	05/09→09/12			Fahrzeugproduktionsland Japan; Scheibenbremse; 		24.3727-1934.2 581934	L= 336
1.4	71	03/07→09/12					24.3727-1935.2 581935	L= 1.585
1.5	81	10/06→08/12			Fahrzeugproduktionsland Japan; Scheibenbremse; 			
1.5 4WD	77	10/06→09/12					24.3727-1936.2 581936	L= 1.576
1.6	91 - 97	03/07→09/12			Fahrzeugproduktionsland Japan; Scheibenbremse; 			
1.8	100 - 108	10/06→09/12			Fahrzeugproduktionsland Großbritannien; Scheibenbremse; 		24.3727-1942.2 581942	L= 1.892
1.8 4WD	100	10/06→10/09			Fahrzeugproduktionsland Großbritannien; Scheibenbremse; 		24.3727-1943.2 581943	L= 1.920
					Fahrzeugproduktionsland Großbritannien; Scheibenbremse; 		24.3727-1944.2 581944	L= 340
→								












	kw			 	! #		
TOYOTA - AURIS (_E15_) 10/06→09/12							
 Seilzug, Feststellbremse							
1.4 D-4D	66	03/07→09/12		→ 09/09; Fahrzeugproduktionsland Japan; Scheibenbremse; 	24.3727-1934.2	581934	L= 336
				→ 09/09; Fahrzeugproduktionsland Japan; Scheibenbremse; 	24.3727-1935.2	581935	L= 1.585
				→ 09/09; Fahrzeugproduktionsland Japan; Scheibenbremse; 	24.3727-1936.2	581936	L= 1.576
				→ 12/09; Fahrzeugproduktionsland Groß Britan- nien; Scheibenbremse; 	24.3727-1942.2	581942	L= 1.892
				→ 12/09; Fahrzeugproduktionsland Groß Britan- nien; Scheibenbremse; 	24.3727-1943.2	581943	L= 1.920
				→ 12/09; Fahrzeugproduktionsland Groß Britan- nien; Scheibenbremse; 	24.3727-1944.2	581944	L= 340
2.0 D-4D	93	10/06→09/12		Fahrzeugproduktionsland Japan; Scheibenbremse; 	24.3727-1934.2	581934	L= 336
				Fahrzeugproduktionsland Japan; Scheibenbremse; 	24.3727-1935.2	581935	L= 1.585
				Fahrzeugproduktionsland Japan; Scheibenbremse; 	24.3727-1936.2	581936	L= 1.576
				→ 12/09; Fahrzeugproduktionsland Groß Britan- nien; Scheibenbremse; 	24.3727-1942.2	581942	L= 1.892
				→ 12/09; Fahrzeugproduktionsland Groß Britan- nien; Scheibenbremse; 	24.3727-1943.2	581943	L= 1.920
				→ 12/09; Fahrzeugproduktionsland Groß Britan- nien; Scheibenbremse; 	24.3727-1944.2	581944	L= 340
2.2 D	130	11/06→09/12		Scheibenbremse; 	24.3727-1944.2	581944	L= 340
TOYOTA - AURIS (_E18_) 10/12→12/18							
 Seilzug, Feststellbremse							
1.3 1.4 D-4D	73	10/12→12/18		Scheibenbremse; 	24.3727-1942.2	581942	L= 1.892
	66	10/12→12/18		Scheibenbremse; 	24.3727-1943.2	581943	L= 1.920
1.6	97	10/12→12/18		Scheibenbremse; Baumuster: ZRE181; 	24.3727-1942.2	581942	L= 1.892
				Scheibenbremse; Baumuster: ZRE181; 	24.3727-1943.2	581943	L= 1.920
TOYOTA - AURIS Kasten/Schrägheck (_E15_) 03/07→09/12							
 Seilzug, Feststellbremse							
1.4 D-4D	66	03/07→09/12		→ 09/09; Fahrzeugproduktionsland Japan; Scheibenbremse; 	24.3727-1934.2	581934	L= 336
				→ 09/09; Fahrzeugproduktionsland Japan; Scheibenbremse; 	24.3727-1935.2	581935	L= 1.585
				→ 09/09; Fahrzeugproduktionsland Japan; Scheibenbremse; 	24.3727-1936.2	581936	L= 1.576
				→ 12/09; Fahrzeugproduktionsland Groß Britan- nien; Scheibenbremse; 	24.3727-1942.2	581942	L= 1.892
				→ 12/09; Fahrzeugproduktionsland Groß Britan- nien; Scheibenbremse; 	24.3727-1943.2	581943	L= 1.920
				→ 12/09; Fahrzeugproduktionsland Groß Britan- nien; Scheibenbremse; 	24.3727-1944.2	581944	L= 340
TOYOTA - AURIS Kombi (_E18_) 07/13→12/18							
 Seilzug, Feststellbremse							
1.4 D-4D	66	07/13→12/18		Scheibenbremse; 	24.3727-1942.2	581942	L= 1.892
				Scheibenbremse; 	24.3727-1943.2	581943	L= 1.920









	kW					! #		
TOYOTA - AURIS VAN Kasten/Schrägheck (_E18_) 03/13→12/18								
 Seilzug, Feststellbremse								
1.4 D-4D	66	03/13→12/18		Scheibenbremse; <input type="checkbox"/>		24.3727-1942.2	581942	L= 1.892
				Scheibenbremse; <input type="checkbox"/>		24.3727-1943.2	581943	L= 1.920
TOYOTA - AVALON Stufenheck (_X3_) 01/05→11/12								
 Bremsbackensatz, Feststellbremse								
3.5	200	01/05→09/12	➡	vor der Achse		03.0137-0402.2	650402	Ø 170 x 40
TOYOTA - AVENSIS (_T22_) 09/97→02/03								
 Radbremszylinder								
1.6	74	09/97→10/00	➡	→ 09/00; <input type="checkbox"/>		24.3220-1725.3	020483	ALU
1.8	81	09/97→10/00	➡	→ 09/00; <input type="checkbox"/>		24.3220-1726.3	020484	ALU
2.0	94	09/97→10/00	➡	→ 09/00; <input type="checkbox"/>				
1.6	81	10/97→06/00	➡	<input type="checkbox"/>		24.3220-1725.3	020483	ALU
2.0 D	61	10/97→05/98	➡	<input type="checkbox"/>				
2.0 D-4D	81 - 85	10/99→02/03	➡	<input type="checkbox"/>		24.3220-1726.3	020484	ALU
2.0 TD	66	09/97→02/03	➡					
Zubehörsatz, Bremsbacken								
1.6	74	09/97→10/00	➡	→ 09/00		03.0137-9237.2	669237	
1.8	81	09/97→10/00	➡					
2.0	94	09/97→10/00	➡					
1.6	81	10/97→06/00	➡			03.0137-9237.2	669237	
2.0 D	61	10/97→05/98	➡					
2.0 D-4D	81	10/99→02/03	➡					
2.0 TD	66	09/97→02/03	➡					
 Bremstrommel								
1.6	74	09/97→10/00	➡	→ 09/00		24.0222-8031.1	480152	Ø 266,5 x 58 / 229,6
1.8	81	09/97→10/00	➡					
2.0	94	09/97→10/00	➡					
1.6	81	10/97→06/00	➡			24.0222-8031.1	480152	Ø 266,5 x 58 / 229,6
2.0 D	61	10/97→05/98	➡					
2.0 D-4D	81 - 85	10/99→02/03	➡					
2.0 TD	66	09/97→02/03	➡					
 Bremsbackensatz								
1.6	74	09/97→10/00	➡	→ 09/00		03.0137-0365.2	650365	Ø 229 x 37 + HEB
1.8	81	09/97→10/00	➡			03.0520-8420.3	698420	TRW Ø 229 x 37 + RZ / + Zub TopKit
2.0	94	09/97→10/00	➡					
1.6	81	10/97→06/00	➡			03.0137-0365.2	650365	Ø 229 x 37 + HEB
2.0 D	61	10/97→05/98	➡			03.0520-8420.3	698420	TRW Ø 229 x 37 + RZ / + Zub TopKit
2.0 D-4D	81	10/99→02/03	➡					
2.0 TD	66	09/97→02/03	➡					
2.0 D-4D	85	09/02→02/03	➡			03.0137-0365.2	650365	Ø 229 x 37 + HEB
 Bremsbackensatz, Feststellbremse								
1.6 VVT-i	81	10/00→02/03	➡			03.0137-0402.2	650402	Ø 170 x 40
1.8 VVT-i	95	10/00→02/03	➡					
2.0 D-4D	81	10/99→02/03	➡					
2.0 TD	66	09/97→02/03	➡					
2.0 VVT-i	110	10/00→02/03	➡					
2.0	94	09/97→10/00	➡	10/00→		03.0137-0402.2	650402	Ø 170 x 40
Zubehörsatz, Feststellbremsbacken								
1.6 VVT-i	81	10/00→02/03	➡			03.0137-9324.2	669324	
1.8 VVT-i	95	10/00→02/03	➡					
2.0 D-4D	81	10/99→02/03	➡					
2.0 TD	66	09/97→02/03	➡					
2.0 VVT-i	110	10/00→02/03	➡					
2.0	94	09/97→10/00	➡	10/00→		03.0137-9324.2	669324	
 Seilzug, Feststellbremse								
1.6	74	09/97→10/00		→ 09/00; Trommelbremse; <input type="checkbox"/>		24.3727-1904.2	581904	L= 1.826
1.8	81	09/97→10/00		→ 09/00; Trommelbremse; <input type="checkbox"/>		24.3727-1905.2	581905	L= 1.789
1.6	81	10/97→06/00		Trommelbremse; <input type="checkbox"/>		24.3727-1904.2	581904	L= 1.826
2.0 D	61	10/97→05/98		Trommelbremse; <input type="checkbox"/>		24.3727-1905.2	581905	L= 1.789
1.6 VVT-i	81	10/00→02/03		→ 06/01; Scheibenbremse; <input type="checkbox"/>		24.3727-1900.2	581900	L= 1.805
1.8 VVT-i	95	10/00→02/03		→ 06/01; Scheibenbremse; <input type="checkbox"/>		24.3727-1910.2	581910	L= 1.760
2.0 VVT-i	110	10/00→02/03		07/01→; Scheibenbremse; <input type="checkbox"/>		24.3727-1915.2	581915	L= 1.824
→								





















	kw					! #		
TOYOTA - AVENSIS (T22) 09/97→02/03								
 Seilzug, Feststellbremse								
1.6 VVT-i 1.8 VVT-i 2.0 VVT-i	81 95 110	10/00→02/03 10/00→02/03 10/00→02/03			07/01→; Scheibenbremse; <input type="checkbox"/>		24.3727-1916.2 581916	L= 1.868
2.0	94	09/97→10/00			10/00→; Scheibenbremse; <input type="checkbox"/>		24.3727-1900.2 581900	L= 1.805
					→ 09/00; Trommelbremse; <input type="checkbox"/>		24.3727-1904.2 581904	L= 1.826
					→ 09/00; Trommelbremse; <input type="checkbox"/>		24.3727-1905.2 581905	L= 1.789
					10/00→; Scheibenbremse; <input type="checkbox"/>		24.3727-1910.2 581910	L= 1.760
2.0 D-4D 2.0 TD	81 66	10/99→02/03 09/97→02/03			→ 06/01; Scheibenbremse; <input type="checkbox"/>		24.3727-1900.2 581900	L= 1.805
					Trommelbremse; <input type="checkbox"/>		24.3727-1904.2 581904	L= 1.826
					Trommelbremse; <input type="checkbox"/>		24.3727-1905.2 581905	L= 1.789
					→ 06/01; Scheibenbremse; <input type="checkbox"/>		24.3727-1910.2 581910	L= 1.760
					07/01→; Scheibenbremse; <input type="checkbox"/>		24.3727-1915.2 581915	L= 1.824
					07/01→; Scheibenbremse; <input type="checkbox"/>		24.3727-1916.2 581916	L= 1.868
2.0 D-4D	85	09/02→02/03			für Fahrzeuge mit Scheibenbremse an der Hinterachse; <input type="checkbox"/>		24.3727-1915.2 581915	L= 1.824
					für Fahrzeuge mit Scheibenbremse an der Hinterachse; <input type="checkbox"/>		24.3727-1916.2 581916	L= 1.868
TOYOTA - AVENSIS (T25) 03/03→11/08								
 Bremsbackensatz, Feststellbremse								
1.6 VVT-i 1.8 2.0 2.0 D-4D	81 95 108 85 -	04/03→11/08 03/03→10/08 03/03→11/08 04/03→11/08	➔				03.0137-0459.2 650459	Ø 172 x 32
	93							
2.0 VVTi 2.2 D-4D 2.2 D-CAT 2.4	114 110 130 120 - 125	03/03→10/08 10/05→11/08 07/05→11/08 09/03→11/08						
Zubehörsatz, Feststellbremsbacken								
1.6 VVT-i 1.8 2.0 2.0 D-4D	81 95 108 85 -	04/03→11/08 03/03→10/08 03/03→11/08 04/03→11/08	➔				03.0137-9335.2 669335	
	93							
2.0 VVTi 2.2 D-4D 2.2 D-CAT 2.4	114 110 130 120 - 125	03/03→10/08 10/05→11/08 07/05→11/08 09/03→11/08						
 Seilzug, Feststellbremse								
1.6 VVT-i 1.8 2.0 2.0 D-4D	81 95 108 85 -	04/03→11/08 03/03→10/08 03/03→11/08 04/03→11/08			Scheibenbremse; <input type="checkbox"/>		24.3727-1919.2 581919	L= 398
	93						24.3727-1930.2 581930	L= 1.770
					Scheibenbremse; <input type="checkbox"/>		24.3727-1931.2 581931	L= 1.823
2.0 VVTi 2.2 D-4D 2.2 D-CAT 2.4	114 110 130 120 - 125	03/03→10/08 10/05→11/08 07/05→11/08 09/03→11/08						
TOYOTA - AVENSIS Kombi (T22) 09/97→02/03								
 Radbremszylinder								
1.6	74 - 81	09/97→10/00	➔		→ 09/00; <input type="checkbox"/>		24.3220-1725.3 020483	ALU
1.8 2.0	81 94	09/97→10/00 09/97→10/00	➔		→ 09/00; <input type="checkbox"/>		24.3220-1726.3 020484	ALU
2.0 D 2.0 D-4D 2.0 TD	61 81 66	10/97→05/98 10/99→02/03 09/97→02/03	➔		<input type="checkbox"/>		24.3220-1725.3 020483	ALU
			➔		<input type="checkbox"/>		24.3220-1726.3 020484	ALU
Zubehörsatz, Bremsbacken								
1.6 1.8 2.0	74 - 81 94	09/97→10/00 09/97→10/00 09/97→10/00	➔		→ 09/00		03.0137-9237.2 669237	
2.0 D 2.0 D-4D 2.0 TD ➔	61 81 66	10/97→05/98 10/99→02/03 09/97→02/03	➔				03.0137-9237.2 669237	













	kw				! #		
TOYOTA - AVENSIS Kombi (_T22_) 09/97→02/03							
 Bremstrommel							
1.6	74 - 81	09/97→10/00	➔	→ 09/00		24.0222-8031.1 480152	Ø 266,5 x 58 / 229,6
1.8	81	09/97→10/00					
2.0	94	09/97→10/00					
2.0 D	61	10/97→05/98	➔			24.0222-8031.1 480152	Ø 266,5 x 58 / 229,6
2.0 D-4D	81	10/99→02/03					
2.0 TD	66	09/97→02/03					
 Bremsbackensatz							
1.6	74 - 81	09/97→10/00	➔	→ 09/00		03.0137-0365.2 650365	Ø 229 x 37 + HEB
1.8	81	09/97→10/00				03.0520-8420.3 698420	TRW Ø 229 x 37 + RZ / + Zub TopKit
2.0	94	09/97→10/00					
2.0 D	61	10/97→05/98	➔			03.0137-0365.2 650365	Ø 229 x 37 + HEB
2.0 D-4D	81	10/99→02/03				03.0520-8420.3 698420	TRW Ø 229 x 37 + RZ / + Zub TopKit
2.0 TD	66	09/97→02/03					
 Bremsbackensatz, Feststellbremse							
1.6	81	07/00→02/03	➔	10/00→		03.0137-0402.2 650402	Ø 170 x 40
2.0	94	09/97→10/00					
1.8	95	10/00→02/03	➔			03.0137-0402.2 650402	Ø 170 x 40
2.0	110	10/00→02/03					
2.0 D	85	09/02→02/03					
2.0 D-4D	81	10/99→02/03					
2.0 TD	66	09/97→02/03					
Zubehörsatz, Feststellbremsbacken							
1.6	81	07/00→02/03	➔	10/00→		03.0137-9324.2 669324	
2.0	94	09/97→10/00					
1.8	95	10/00→02/03	➔			03.0137-9324.2 669324	
2.0	110	10/00→02/03					
2.0 D	85	09/02→02/03					
2.0 D-4D	81	10/99→02/03					
2.0 TD	66	09/97→02/03					
 Seilzug, Feststellbremse							
1.6	74 - 81	09/97→10/00		→ 09/00; Trommelbremse; <input type="checkbox"/>		24.3727-1904.2 581904	L= 1.826
1.8	81	09/97→10/00		→ 09/00; Trommelbremse; <input type="checkbox"/>		24.3727-1905.2 581905	L= 1.789
1.6	81	07/00→02/03		10/00→ 06/01; Scheibenbremse; <input type="checkbox"/>		24.3727-1900.2 581900	L= 1.805
				10/00→ 06/01; Scheibenbremse; <input type="checkbox"/>		24.3727-1910.2 581910	L= 1.760
				07/01→; Scheibenbremse; <input type="checkbox"/>		24.3727-1915.2 581915	L= 1.824
				07/01→; Scheibenbremse; <input type="checkbox"/>		24.3727-1916.2 581916	L= 1.868
1.8	95	10/00→02/03		→ 06/01; Scheibenbremse; <input type="checkbox"/>		24.3727-1900.2 581900	L= 1.805
2.0	110	10/00→02/03		→ 06/01; Scheibenbremse; <input type="checkbox"/>		24.3727-1910.2 581910	L= 1.760
				07/01→; Scheibenbremse; <input type="checkbox"/>		24.3727-1915.2 581915	L= 1.824
				07/01→; Scheibenbremse; <input type="checkbox"/>		24.3727-1916.2 581916	L= 1.868
2.0	94	09/97→10/00		10/00→; Scheibenbremse; <input type="checkbox"/>		24.3727-1900.2 581900	L= 1.805
				→ 09/00; Trommelbremse; <input type="checkbox"/>		24.3727-1904.2 581904	L= 1.826
				→ 09/00; Trommelbremse; <input type="checkbox"/>		24.3727-1905.2 581905	L= 1.789
				10/00→; Scheibenbremse; <input type="checkbox"/>		24.3727-1910.2 581910	L= 1.760
2.0 D	85	09/02→02/03		Scheibenbremse; <input type="checkbox"/>		24.3727-1915.2 581915	L= 1.824
				Scheibenbremse; <input type="checkbox"/>		24.3727-1916.2 581916	L= 1.868
2.0 D	61	10/97→05/98		Trommelbremse; <input type="checkbox"/>		24.3727-1904.2 581904	L= 1.826
				Trommelbremse; <input type="checkbox"/>		24.3727-1905.2 581905	L= 1.789
2.0 D-4D	81	10/99→02/03		→ 06/01; Scheibenbremse; <input type="checkbox"/>		24.3727-1900.2 581900	L= 1.805
2.0 TD	66	09/97→02/03		Trommelbremse; <input type="checkbox"/>		24.3727-1904.2 581904	L= 1.826
				Trommelbremse; <input type="checkbox"/>		24.3727-1905.2 581905	L= 1.789
				→ 06/01; Scheibenbremse; <input type="checkbox"/>		24.3727-1910.2 581910	L= 1.760
				07/01→; Scheibenbremse; <input type="checkbox"/>		24.3727-1915.2 581915	L= 1.824
				07/01→; Scheibenbremse; <input type="checkbox"/>		24.3727-1916.2 581916	L= 1.868
TOYOTA - AVENSIS Kombi (_T25_) 04/03→11/08							
 Bremsbackensatz, Feststellbremse							
1.6 VVT-i	81	04/03→11/08	➔			03.0137-0459.2 650459	Ø 172 x 32
1.8	95	04/03→11/08					
2.0	108	04/03→11/08					
2.0 D-4D	85 - 93	04/03→11/08					
2.0 VVTi	114	04/03→11/08					
→							
















	kw					! #		
TOYOTA - AVENSIS Kombi (T25) 04/03→11/08								
 Bremsbackensatz, Feststellbremse								
2.2 D-4D 2.2 D-CAT 2.4	110 130 120 125	10/05→11/08 07/05→11/08 09/03→11/08	➔				03.0137-0459.2 650459	Ø 172 x 32
Zubehörsatz, Feststellbremsbacken								
1.6 VVT-i 1.8 2.0 2.0 D-4D 2.0 VVTi 2.2 D-4D 2.2 D-CAT 2.4	81 95 108 85 - 93 114 110 130 120 - 125	04/03→11/08 04/03→11/08 04/03→11/08 04/03→11/08 04/03→11/08 10/05→11/08 07/05→11/08 09/03→11/08	➔				03.0137-9335.2 669335	
 Seilzug, Feststellbremse								
1.6 VVT-i 1.8 2.0 2.0 D-4D 2.0 VVTi 2.2 D-4D 2.2 D-CAT 2.4	81 95 108 85 - 93 114 110 130 120 - 125	04/03→11/08 04/03→11/08 04/03→11/08 04/03→11/08 04/03→11/08 10/05→11/08 07/05→11/08 09/03→11/08		Scheibenbremse; <input checked="" type="checkbox"/>			24.3727-1919.2 581919	L= 398
				Scheibenbremse; <input type="checkbox"/>			24.3727-1930.2 581930	L= 1.770
				Scheibenbremse; <input type="checkbox"/>			24.3727-1931.2 581931	L= 1.823
TOYOTA - AVENSIS Liftback (T22) 09/97→02/03								
 Radbremszylinder								
1.6 1.8 2.0 2.0 D-4D 2.0 TD	74 - 81 81 94 81 66	09/97→10/00 09/97→10/00 09/97→10/00 10/99→02/03 09/97→02/03	➔	→ 09/00; <input type="checkbox"/>			24.3220-1725.3 020483	ALU
			➔	→ 09/00; <input type="checkbox"/>			24.3220-1726.3 020484	ALU
			➔	<input type="checkbox"/>			24.3220-1725.3 020483	ALU
			➔	<input type="checkbox"/>			24.3220-1726.3 020484	ALU
Zubehörsatz, Bremsbacken								
1.6 1.8 2.0 2.0 D-4D 2.0 TD	74 - 81 81 94 81 66	09/97→10/00 09/97→10/00 09/97→10/00 10/99→02/03 09/97→02/03	➔	→ 09/00			03.0137-9237.2 669237	
 Bremstrommel								
1.6 1.8 2.0 2.0 D-4D 2.0 TD	74 - 81 81 94 81 66	09/97→10/00 09/97→10/00 09/97→10/00 10/99→02/03 09/97→02/03	➔	→ 09/00			24.0222-8031.1 480152	Ø 266,5 x 58 / 229,6
 Bremsbackensatz								
1.6 1.8 2.0 2.0 D-4D 2.0 TD	74 - 81 81 94 81 66	09/97→10/00 09/97→10/00 09/97→10/00 10/99→02/03 09/97→02/03	➔	→ 09/00			03.0137-0365.2 650365 03.0520-8420.3 698420	Ø 229 x 37 + HEB TRW Ø 229 x 37 + RZ / + Zub TopKit
			➔				03.0137-0365.2 650365 03.0520-8420.3 698420	Ø 229 x 37 + HEB TRW Ø 229 x 37 + RZ / + Zub TopKit
 Bremsbackensatz, Feststellbremse								
1.6 1.8 2.0 2.0 D 2.0 D-4D 2.0 TD 2.0	81 95 110 85 81 66 94	10/00→02/03 10/00→02/03 10/00→02/03 09/02→02/03 10/99→02/03 09/97→02/03 09/97→10/00	➔				03.0137-0402.2 650402	Ø 170 x 40
			➔	10/00→			03.0137-0402.2 650402	Ø 170 x 40
Zubehörsatz, Feststellbremsbacken								
1.6 1.8 2.0 ➔	81 95 110	10/00→02/03 10/00→02/03 10/00→02/03	➔				03.0137-9324.2 669324	
















	kw					! #		
TOYOTA - AVENSIS Liftback (_T22_) 09/97→02/03								
Zubehörsatz, Feststellbremsbacken								
2.0 D	85	09/02→02/03	➔				03.0137-9324.2	669324
2.0 D-4D	81	10/99→02/03						
2.0 TD	66	09/97→02/03						
2.0	94	09/97→10/00	➔	10/00→			03.0137-9324.2	669324
 Seilzug, Feststellbremse								
1.6	74 - 81	09/97→10/00		→ 09/00; Trommelbremse; <input type="checkbox"/>			24.3727-1904.2	581904 L= 1.826
1.8	81	09/97→10/00		→ 09/00; Trommelbremse; <input type="checkbox"/>			24.3727-1905.2	581905 L= 1.789
1.6	81	10/00→02/03		→ 06/01; Scheibenbremse; <input type="checkbox"/>			24.3727-1900.2	581900 L= 1.805
1.8	95	10/00→02/03		→ 06/01; Scheibenbremse; <input type="checkbox"/>			24.3727-1910.2	581910 L= 1.760
2.0	110	10/00→02/03		07/01→; Scheibenbremse; <input type="checkbox"/>			24.3727-1915.2	581915 L= 1.824
				07/01→; Scheibenbremse; <input type="checkbox"/>			24.3727-1916.2	581916 L= 1.868
2.0	94	09/97→10/00		10/00→; Scheibenbremse; <input type="checkbox"/>			24.3727-1900.2	581900 L= 1.805
				→ 09/00; Trommelbremse; <input type="checkbox"/>			24.3727-1904.2	581904 L= 1.826
				→ 09/00; Trommelbremse; <input type="checkbox"/>			24.3727-1905.2	581905 L= 1.789
				10/00→; Scheibenbremse; <input type="checkbox"/>			24.3727-1910.2	581910 L= 1.760
2.0 D	85	09/02→02/03		Scheibenbremse; <input type="checkbox"/>			24.3727-1915.2	581915 L= 1.824
				Scheibenbremse; <input type="checkbox"/>			24.3727-1916.2	581916 L= 1.868
2.0 D-4D	81	10/99→02/03		→ 06/01; Scheibenbremse; <input type="checkbox"/>			24.3727-1900.2	581900 L= 1.805
2.0 TD	66	09/97→02/03		Trommelbremse; <input type="checkbox"/>			24.3727-1904.2	581904 L= 1.826
				Trommelbremse; <input type="checkbox"/>			24.3727-1905.2	581905 L= 1.789
				→ 06/01; Scheibenbremse; <input type="checkbox"/>			24.3727-1910.2	581910 L= 1.760
				07/01→; Scheibenbremse; <input type="checkbox"/>			24.3727-1915.2	581915 L= 1.824
				07/01→; Scheibenbremse; <input type="checkbox"/>			24.3727-1916.2	581916 L= 1.868
TOYOTA - AVENSIS Stufenheck (_T25_) 01/03→11/08								
 Bremsbackensatz, Feststellbremse								
1.6 VVT-i	81	04/03→11/08	➔				03.0137-0459.2	650459 Ø 172 x 32
1.8	95	04/03→11/08						
2.0	108	04/03→11/08						
2.0 D-4D	85 - 93	04/03→11/08						
2.0 VVTi	114	01/03→11/08						
2.2 D-4D	110	10/05→11/08						
2.2 D-CAT	130	07/05→11/08						
2.4	120 - 125	09/03→11/08						
Zubehörsatz, Feststellbremsbacken								
1.6 VVT-i	81	04/03→11/08	➔				03.0137-9335.2	669335
1.8	95	04/03→11/08						
2.0	108	04/03→11/08						
2.0 D-4D	85 - 93	04/03→11/08						
2.0 VVTi	114	01/03→11/08						
2.2 D-4D	110	10/05→11/08						
2.2 D-CAT	130	07/05→11/08						
2.4	120 - 125	09/03→11/08						
 Seilzug, Feststellbremse								
1.6 VVT-i	81	04/03→11/08		Scheibenbremse; <input type="checkbox"/>			24.3727-1919.2	581919 L= 398
1.8	95	04/03→11/08		Scheibenbremse; <input type="checkbox"/>			24.3727-1930.2	581930 L= 1.770
2.0	108	04/03→11/08		Scheibenbremse; <input type="checkbox"/>			24.3727-1931.2	581931 L= 1.823
2.0 D-4D	85 - 93	04/03→11/08		Scheibenbremse; <input type="checkbox"/>				
2.0 VVTi	114	01/03→11/08						
2.2 D-4D	110	10/05→11/08						
2.2 D-CAT	130	07/05→11/08						
2.4	120 - 125	09/03→11/08						
TOYOTA - AVENSIS VERSO (_M2_) 05/01→12/11								
 Bremsbackensatz, Feststellbremse								
2.0	110	08/01→11/09	➔				03.0137-0400.2	650400 Ø 190 x 45
2.0 D	85	08/01→08/05						
2.4	115 - 118	05/01→12/11						
2.4 4WD	115	11/03→08/06						
2.4 VVTi 4WD	118	05/01→12/10						
➔								














	kw					! #		
TOYOTA - AVENSIS VERSO (_M2_) 05/01→12/11								
Zubehörsatz, Feststellbremsbacken								
2.0 2.0 D 2.4 2.4 4WD 2.4 VVTi 4WD	110 85 115 - 118 115 118	08/01→11/09 08/01→08/05 05/01→12/11 11/03→08/06 05/01→12/10	➔				03.0137-9272.2 669272	
Seilzug, Feststellbremse								
2.0 2.0 D 2.4 2.4 4WD 2.4 VVTi 4WD	110 85 115 - 118 115 118	08/01→11/09 08/01→08/05 05/01→12/11 11/03→08/06 05/01→12/10		Scheibenbremse; 			24.3727-1914.2 581914	L= 319
TOYOTA - AYGO (_B1_) 02/05→05/14								
Radbremsszylinder								
1.0 1.0 GPL 1.4 HDi	50 50 40	07/05→05/14 07/05→05/14 07/05→08/10	➔			2	24.3217-1719.3 020482	BOS ALU
Zubehörsatz, Bremsbacken								
1.0 1.0 GPL 1.4 HDi	50 50 40	07/05→05/14 07/05→05/14 07/05→08/10	➔				03.0137-9287.2 669287	BOS
Bremstrommel								
1.0 1.0 GPL 1.4 HDi	50 50 40	07/05→05/14 07/05→05/14 07/05→08/10	➔				24.0220-0046.1 480193	Ø 233 x 44 / 201
Bremsbackensatz								
1.0 1.0 GPL 1.4 HDi	50 50 40	07/05→05/14 07/05→05/14 07/05→08/10	➔				03.0137-0466.2 650466 03.0520-4117.3 694117	BOS Ø 200 x 32 + HEB BOS Ø 200 x 32 + RZ / + Zub TopKit
Seilzug, Feststellbremse								
1.0 1.0 GPL 1.4 HDi	50 50 40	07/05→05/14 07/05→05/14 07/05→08/10		Trommelbremse; <input type="checkbox"/>			24.3727-1952.2 581952	L= 1.478
				Trommelbremse; <input type="checkbox"/>			24.3727-1953.2 581953	L= 1.487
TOYOTA - AYGO (_B4_) 05/14→								
Radbremsszylinder								
1.0 1.0 VVTi 1.2	51 53 60	05/14→ 03/18→ 05/14→	➔			2	24.3217-1739.3 020597	BOS ALU
Zubehörsatz, Bremsbacken								
1.0 1.0 VVTi 1.2	51 53 60	05/14→ 03/18→ 05/14→	➔				03.0137-9287.2 669287	BOS
Bremstrommel								
1.0 1.0 VVTi 1.2	51 53 60	05/14→ 03/18→ 05/14→	➔				24.0220-0046.1 480193	Ø 233 x 44 / 201
Bremsbackensatz								
1.0 1.0 VVTi 1.2	51 53 60	05/14→ 03/18→ 05/14→	➔				03.0137-0466.2 650466	BOS Ø 200 x 32 + HEB
TOYOTA - AYGO Kasten/Schrägheck (_B1_) 07/05→05/14								
Radbremsszylinder								
1.0 VVTi	50	07/05→05/14	➔				24.3217-1719.3 020482	BOS ALU
Zubehörsatz, Bremsbacken								
1.0 VVTi	50	07/05→05/14	➔				03.0137-9287.2 669287	BOS
Bremstrommel								
1.0 VVTi →	50	07/05→05/14	➔				24.0220-0046.1 480193	Ø 233 x 44 / 201











	kw					! #		
TOYOTA - AYGO Kasten/Schrägheck (_B1_) 07/05→05/14								
 Bremsbackensatz								
1.0 VVTi	50	07/05→05/14	➔			03.0137-0466.2	650466	BOS Ø 200 x 32 + HEB
						03.0520-4117.3	694117	BOS Ø 200 x 32 + RZ / + Zub TopKit
 Seilzug, Feststellbremse								
1.0 VVTi	50	07/05→05/14		Trommelbremse: <input type="checkbox"/>		24.3727-1952.2	581952	L= 1.478
				Trommelbremse: <input checked="" type="checkbox"/>		24.3727-1953.2	581953	L= 1.487
TOYOTA - bB I (NCP3_) 01/00→12/05								
 Radbremszylinder								
1.3	57	01/00→11/05	➔	<input type="checkbox"/>		24.3217-1721.3	020489	ALU
1.5	80	03/00→12/05						
1.5 4WD	77	03/00→12/05	➔	<input type="checkbox"/>		24.3217-1722.3	020490	ALU
 Bremstrommel								
1.3	57	01/00→11/05	➔			24.0220-0041.1	480167	Ø 242 x 41,8 / 201
1.5	80	03/00→12/05						
1.5 4WD	77	03/00→12/05						
 Bremsbackensatz								
1.3	57	01/00→11/05	➔			03.0137-0364.2	650364	Ø 200 x 32
1.5	80	03/00→12/05						
1.5 4WD	77	03/00→12/05						
TOYOTA - bB II (QNC2_) 12/05→06/16								
 Radbremszylinder								
1.3	68	12/05→06/16	➔	<input type="checkbox"/>		24.3217-1721.3	020489	ALU
1.5	80	01/06→06/16	➔	<input type="checkbox"/>		24.3217-1722.3	020490	ALU
TOYOTA - CALDINA Kombi (_T21_) 08/97→09/02								
 Radbremszylinder								
1.8	85	10/97→08/02	➔	<input type="checkbox"/>		24.3219-1729.3	020446	GG
2.0	103	08/97→09/02						
2.0 4WD	99	08/97→09/02	➔	<input type="checkbox"/>		24.3219-1730.3	020447	GG
 Bremstrommel								
1.8	85	10/97→08/02	➔			24.0220-0022.1	480083	Ø 235 x 55 / 201
2.0	103	08/97→09/02						
2.0 4WD	99	08/97→09/02						
 Bremsbackensatz								
1.8	85	10/97→08/02	➔			03.0137-0221.2	650221	Ø 200 x 37
2.0	103	08/97→09/02						
2.0 4WD	99	08/97→09/02						
 Bremsbackensatz, Feststellbremse								
2.0 4WD	140	10/97→09/01	➔			03.0137-0402.2	650402	Ø 170 x 40
TOYOTA - CALDINA Kombi (_T24_) 09/02→06/07								
 Bremsbackensatz, Feststellbremse								
1.8	97	09/02→06/07	➔			03.0137-0459.2	650459	Ø 172 x 32
2.0	112 - 114	09/02→06/07						
2.0 4WD	114	09/02→06/07						
Zubehörsatz, Feststellbremsbacken								
1.8	97	09/02→06/07	➔			03.0137-9335.2	669335	
2.0	112 - 114	09/02→06/07						
TOYOTA - CAMI Geländewagen geschlossen (J1_) 05/99→12/05								
 Radbremszylinder								
1.3	66	06/99→12/05	➔	<input type="checkbox"/>		24.3220-1744.3	020578	ALU
 Bremsbackensatz								
1.3	66	06/99→12/05	➔			03.0137-0398.2	650398	Ø 229 x 42 + HEB














































	kw			 	! #		
TOYOTA - CAMRY (_V2_) 08/96→09/02							
 Bremsbackensatz, Feststellbremse							
2.2	93	08/96→09/02	➡			03.0137-0402.2 650402	Ø 170 x 40
3.0 24V	140	08/96→11/01					
3.0 V6	135	08/96→11/01					
Zubehörsatz, Feststellbremsbacken							
2.2	93 - 96	08/96→09/02	➡			03.0137-9324.2 669324	
3.0 24V	140	08/96→11/01					
3.0 V6	135	08/96→11/01					
TOYOTA - CAMRY Stufenheck (_V3_) 08/01→11/06							
 Bremsbackensatz, Feststellbremse							
2.0	110	08/01→11/06	➡	12/01→ 12/05		03.0137-0402.2 650402	Ø 170 x 40
2.4	112	11/01→11/06					
3.0	137	08/01→11/06					
3.3	165	07/03→02/06	➡			03.0137-0402.2 650402	Ø 170 x 40
Zubehörsatz, Feststellbremsbacken							
2.0	110	08/01→11/06	➡	12/01→ 12/05		03.0137-9324.2 669324	
2.4	112	11/01→11/06					
3.0	137	08/01→11/06					
3.3	165	07/03→02/06	➡			03.0137-9324.2 669324	
TOYOTA - CAMRY Stufenheck (_V4_) 01/06→12/14							
 Bremsbackensatz, Feststellbremse							
2.0	108	05/06→09/11	➡	→ 08/11		03.0137-0402.2 650402	Ø 170 x 40
2.4	116 - 127	01/06→09/11					
2.4 Hybrid	110	01/06→09/11					
2.5	129	01/10→09/11					
3.5	204	09/06→12/14					
2.4 Hybrid	105	03/06→07/11	➡			03.0137-0402.2 650402	Ø 170 x 40
3.5	200	01/06→12/11					
Zubehörsatz, Feststellbremsbacken							
2.0	108	05/06→09/11	➡	→ 08/11		03.0137-9324.2 669324	
2.4	116 - 127	01/06→09/11					
2.4 Hybrid	110	01/06→09/11					
2.5	129	01/10→09/11					
3.5	204	09/06→12/14					
2.4 Hybrid	105	03/06→07/11	➡			03.0137-9324.2 669324	
3.5	200	01/06→12/11					
TOYOTA - CAMRY Stufenheck (_V5_) 09/11→							
 Bremsbackensatz, Feststellbremse							
2.0	110 - 123	01/15→	➡			03.0137-0402.2 650402	Ø 170 x 40
Zubehörsatz, Feststellbremsbacken							
2.0	110 - 123	01/15→	➡			03.0137-9324.2 669324	
TOYOTA - CARINA E VI (_T19_) 04/92→09/97							
 Radbremszylinder							
1.6	73 - 85	12/93→09/97	➡	→ 12/95; Hosei Bremse; <input type="checkbox"/>		24.3219-1729.3 020446	GG
1.6 16V	78	10/95→09/97	➡	→ 12/95; Hosei Bremse; <input type="checkbox"/>		24.3219-1730.3 020447	GG
1.6 GLI	79	04/92→09/97					
1.8	79	01/95→09/97					
2.0 GLI	98	04/92→09/97					
2.0 i	93	12/93→09/97					
Zubehörsatz, Bremsbacken							
1.6	73 - 85	12/93→09/97	➡	→ 12/95; Hosei Bremse		03.0137-9114.2 669114	
1.6 16V	78	10/95→09/97	➡	01/96→		03.0137-9301.2 669301	TRW
1.6 GLI	79	04/92→09/97					
1.8	79	01/95→09/97					
2.0 GLI	98	04/92→09/97					
2.0 i	93	12/93→09/97					
2.0 TD	61	01/96→09/97	➡			03.0137-9301.2 669301	TRW
→							


































	kw			 	! #		
TOYOTA - CARINA E VI (_T19_) 04/92→09/97							
 Bremstrommel							
1.6	73 - 85	12/93→09/97	➔			24.0220-0022.1 480083	Ø 235 x 55 / 201
1.6 16V	78	10/95→09/97					
1.6 GLI	79	04/92→09/97					
1.8	79	01/95→09/97					
2.0 GLI	98	04/92→09/97					
2.0 i	93	12/93→09/97					
2.0 TD	61	01/96→09/97					
 Bremsbackensatz							
1.6	73	12/93→09/97	➔	→ 12/95; Hosei / Hosei Bremse		03.0137-0313.2 650313	Ø 200 x 37
			➔	01/96→		03.0137-0375.2 650375	TRW Ø 200 x 37 + HEB
1.6	85	12/93→09/97	➔	→ 12/95; Hosei Bremse		03.0137-0313.2 650313	Ø 200 x 37
1.6 16V	78	10/95→09/97					
1.6 GLI	79	04/92→09/97	➔	01/96→		03.0137-0375.2 650375	TRW Ø 200 x 37 + HEB
1.8	79	01/95→09/97					
2.0 GLI	98	04/92→09/97					
2.0 i	93	12/93→09/97					
2.0 TD	61	01/96→09/97	➔			03.0137-0375.2 650375	TRW Ø 200 x 37 + HEB
 Bremsbackensatz, Feststellbremse							
2.0 GTi 16V	129	03/94→09/97	➔			03.0137-0402.2 650402	Ø 170 x 40
Zubehörsatz, Feststellbremsbacken							
2.0 GTi 16V	129	03/94→09/97	➔			03.0137-9324.2 669324	
 Seilzug, Feststellbremse							
1.6	73 - 85	12/93→09/97		Trommelbremse; <input type="checkbox"/>		24.3727-1932.2 581932	L= 1.780
1.6 16V	78	10/95→09/97		Trommelbremse; <input type="checkbox"/>		24.3727-1933.2 581933	L= 1.727
1.6 GLI	79	04/92→09/97					
1.8	79	01/95→09/97					
2.0 GLI	98	04/92→09/97					
2.0 i	93	12/93→09/97					
2.0 TD	61	01/96→09/97					
TOYOTA - CARINA E VI Sportwagon (_T19_) 02/92→09/97							
 Radbremszylinder							
1.6	85	04/92→09/97	➔	→ 12/95; Hosei Bremse; <input type="checkbox"/>		24.3219-1729.3 020446	GG
1.6 GLI	79	01/93→09/97					
1.6 i	73	02/95→09/97	➔	→ 12/95; Hosei Bremse; <input type="checkbox"/>		24.3219-1730.3 020447	GG
1.8 i	79	02/95→09/97					
2.0 GLI	98	01/93→09/97					
2.0 i	93	05/95→09/97					
Zubehörsatz, Bremsbacken							
1.6	85	04/92→09/97	➔	→ 12/95; Hosei Bremse		03.0137-9114.2 669114	
1.6 GLI	79	01/93→09/97					
1.6 i	73	02/95→09/97	➔	01/96→		03.0137-9301.2 669301	TRW
1.8 i	79	02/95→09/97					
2.0 GLI	98	01/93→09/97					
2.0 i	93	05/95→09/97					
2.0 TD	61	01/96→09/97	➔			03.0137-9301.2 669301	TRW
 Bremstrommel							
1.6	85	04/92→09/97	➔			24.0220-0022.1 480083	Ø 235 x 55 / 201
1.6 GLI	79	01/93→09/97					
1.6 i	73	02/95→09/97					
1.8 i	79	02/95→09/97					
2.0 GLI	98	01/93→09/97					
2.0 i	93	05/95→09/97					
2.0 TD	61	01/96→09/97					
 Bremsbackensatz							
1.6	85	04/92→09/97	➔	→ 12/95; Hosei Bremse		03.0137-0313.2 650313	Ø 200 x 37
1.6 GLI	79	01/93→09/97					
1.6 i	73	02/95→09/97	➔	01/96→		03.0137-0375.2 650375	TRW Ø 200 x 37 + HEB
1.8 i	79	02/95→09/97					
2.0 GLI	98	01/93→09/97					
2.0 i	93	05/95→09/97					
2.0 TD	61	01/96→09/97	➔			03.0137-0375.2 650375	TRW Ø 200 x 37 + HEB
 Seilzug, Feststellbremse							
1.6	85	04/92→09/97		Trommelbremse; <input type="checkbox"/>		24.3727-1932.2 581932	L= 1.780
➔							














	kw					! #		
TOYOTA - CARINA E VI Sportwagon (_T19_) 02/92→09/97								
 Seilzug, Feststellbremse								
1.6 GLI 1.6 i 1.8 i 2.0 GLI 2.0 i 2.0 TD	79 73 79 98 93 61	01/93→09/97 02/95→09/97 02/95→09/97 01/93→09/97 05/95→09/97 01/96→09/97			Trommelbremse; <input type="checkbox"/>		24.3727-1933.2 581933	L= 1.727
TOYOTA - CARINA E VI Stufenheck (_T19_) 04/92→09/97								
 Radbremszylinder								
1.6 1.6 16V 1.8 i 16V 2.0 2.0 i	73 - 79 85 79 98 93	01/93→09/97 12/94→09/97 01/95→09/97 01/93→09/97 12/92→09/97	→ →		→ 12/95; Hosei Bremse; <input type="checkbox"/> → 12/95; Hosei Bremse; <input type="checkbox"/>		24.3219-1729.3 020446 24.3219-1730.3 020447	GG GG
Zubehörsatz, Bremsbacken								
1.6 1.6 16V 1.8 i 16V 2.0 2.0 i 2.0 TD	73 - 79 85 79 98 93 61	01/93→09/97 12/94→09/97 01/95→09/97 01/93→09/97 12/92→09/97 01/96→09/97	→ →		→ 12/95; Hosei Bremse 01/96→		03.0137-9114.2 669114 03.0137-9301.2 669301 03.0137-9301.2 669301	 TRW TRW
 Bremstrommel								
1.6 1.6 16V 1.8 i 16V 2.0 2.0 i 2.0 TD	73 - 79 85 79 98 93 61	01/93→09/97 12/94→09/97 01/95→09/97 01/93→09/97 12/92→09/97 01/96→09/97	→				24.0220-0022.1 480083	Ø 235 x 55 / 201
 Bremsbackensatz								
1.6 1.6 16V 1.8 i 16V 2.0 2.0 i 2.0 TD	73 - 79 85 79 98 93 61	01/93→09/97 12/94→09/97 01/95→09/97 01/93→09/97 12/92→09/97 01/96→09/97	→ →		→ 12/95; Hosei Bremse 01/96→		03.0137-0313.2 650313 03.0137-0375.2 650375 03.0137-0375.2 650375	Ø 200 x 37 TRW Ø 200 x 37 + HEB TRW Ø 200 x 37 + HEB
 Bremsbackensatz, Feststellbremse								
2.0 GTi 16V	129	03/94→09/97	→				03.0137-0402.2 650402	Ø 170 x 40
Zubehörsatz, Feststellbremsbacken								
2.0 GTi 16V	129	03/94→09/97	→				03.0137-9324.2 669324	
 Seilzug, Feststellbremse								
1.6 1.6 16V 1.8 i 16V 2.0 2.0 i 2.0 TD	73 - 79 85 79 98 93 61	01/93→09/97 12/94→09/97 01/95→09/97 01/93→09/97 12/92→09/97 01/96→09/97			Trommelbremse; <input type="checkbox"/> Trommelbremse; <input type="checkbox"/>		24.3727-1932.2 581932 24.3727-1933.2 581933	L= 1.780 L= 1.727
TOYOTA - CELICA Cabriolet (_T20_) 11/93→08/99								
 Bremsbackensatz, Feststellbremse								
2.0 GTi 2.0 i 16V	129 125	08/94→08/99 11/93→08/99	→				03.0137-0402.2 650402	Ø 170 x 40
Zubehörsatz, Feststellbremsbacken								
2.0 GTi 2.0 i 16V	129 125	08/94→08/99 11/93→08/99	→				03.0137-9324.2 669324	
TOYOTA - CELICA Coupe (_T20_) 09/93→11/99								
 Bremsbackensatz, Feststellbremse								
1.8 i 16V 2.0 i 16V 2.0 i Turbo 4WD →	85 125 - 129 178	11/93→11/99 11/93→11/99 02/94→11/99	→				03.0137-0402.2 650402	Ø 170 x 40












	kw					! #		
TOYOTA - CELICA Coupe (_T20_) 09/93→11/99								
Zubehörsatz, Feststellbremsbacken								
1.8 i 16V	85	11/93→11/99	➔			03.0137-9324.2	669324	
2.0 i 16V	125 - 129	11/93→11/99						
2.0 i Turbo 4WD	178	02/94→11/99						
TOYOTA - CELICA Coupe (_T23_) 08/99→03/06								
 Bremsbackensatz, Feststellbremse								
1.8 16V TS	141	08/99→09/05	➔	11/99→		03.0137-0459.2	650459	Ø 172 x 32
1.8 16V VT-i	105	08/99→07/05						
Zubehörsatz, Feststellbremsbacken								
1.8 16V TS	141	08/99→09/05	➔	11/99→		03.0137-9335.2	669335	
1.8 16V VT-i	105	08/99→07/05						
TOYOTA - COROLLA (_E10_) 06/91→11/99								
 Radbremszylinder								
1.3 12V	53	07/92→04/97	➔	→ 05/95; ☐		24.3217-1734.3	020560	ALU
1.3 XLI	55	09/95→04/97	➔	☐		24.3217-1734.3	020560	ALU
1.6	85	05/92→04/97				24.3219-1730.3	020447	GG
1.6 Si	84	09/95→04/97						
2.0 D	53	07/92→04/97	➔	☐		24.3219-1729.3	020446	GG
Zubehörsatz, Bremsbacken								
1.3 12V	53	07/92→04/97	➔	→ 05/95		03.0137-9114.2	669114	
1.3 XLI	55	09/95→04/97	➔			03.0137-9114.2	669114	
1.6	85	05/92→04/97						
1.6 Si	84	09/95→04/97						
2.0 D	53	07/92→04/97						
 Bremstrommel								
1.3 12V	53	07/92→04/97	➔	→ 05/95		24.0220-0023.1	480084	Ø 235 x 56 / 201
1.3 XLI	55	09/95→04/97	➔			24.0220-0023.1	480084	Ø 235 x 56 / 201
1.6	85	05/92→04/97						
1.6 Si	84	09/95→04/97						
2.0 D	53	07/92→04/97						
 Bremsbackensatz								
1.3 12V	53	07/92→04/97	➔	→ 05/95		03.0137-0221.2	650221	Ø 200 x 37
						03.0137-0313.2	650313	Ø 200 x 37
1.3 XLI	55	09/95→04/97	➔			03.0137-0221.2	650221	Ø 200 x 37
1.6	85	05/92→04/97				03.0137-0313.2	650313	Ø 200 x 37
1.6 Si	84	09/95→04/97						
2.0 D	53	07/92→04/97						
 Seilzug, Feststellbremse								
1.3 12V	53	07/92→04/97		→ 05/93; Trommelbremse; ☐		24.3727-1907.2	581907	L= 1.585
1.6	85	05/92→04/97						
2.0 D	53	07/92→04/97		→ 05/93; Trommelbremse; ☐		24.3727-1908.2	581908	L= 1.603
TOYOTA - COROLLA (_E11_) 06/95→06/02								
 Radbremszylinder								
1.3	55	05/97→10/01	➔	☐		24.3217-1734.3	020560	ALU
1.3	63	05/97→09/99	➔	☐		24.3219-1729.3	020446	GG
1.4	63	05/97→09/99						
1.4 16V	71	02/00→11/01	➔	☐		24.3219-1730.3	020447	GG
1.6 16V	81	10/99→12/01						
1.8	85 - 93	04/97→06/02						
1.9 D	51	02/00→11/01						
1.6	81	04/97→02/00	➔	05/97→ 01/00; ☐		24.3219-1729.3	020446	GG
1.6 Aut.	79	04/97→02/00						
2.0 D	53	04/97→02/00	➔	05/97→ 01/00; ☐		24.3219-1730.3	020447	GG
1.8	81	10/97→10/01	➔	→ 01/00; ☐		24.3219-1729.3	020446	GG
			➔	→ 01/00; ☐		24.3219-1730.3	020447	GG
Zubehörsatz, Bremsbacken								
1.3	55	05/97→10/01	➔			03.0137-9114.2	669114	
1.3	63	05/97→09/99	➔			03.0137-9114.2	669114	
1.4	63	05/97→09/99				03.0137-9301.2	669301	TRW
1.4 16V	71	02/00→11/01						
1.6 16V	81	10/99→12/01						
➔								















	kw					! #		
TOYOTA - COROLLA (E11) 06/95→06/02								
Zubehörsatz, Bremsbacken								
1.8	85 - 93	04/97→06/02	➔				03.0137-9114.2 669114	
1.9 D	51	02/00→11/01					03.0137-9301.2 669301	TRW
1.6	81	04/97→02/00	➔	05/97→ 01/00			03.0137-9114.2 669114	
1.6 Aut.	79	04/97→02/00					03.0137-9301.2 669301	TRW
2.0 D	53	04/97→02/00						
1.8	81	10/97→10/01	➔	→ 01/00			03.0137-9114.2 669114	
							03.0137-9301.2 669301	TRW
 Bremstrommel								
1.3	55 - 63	05/97→10/01	➔				24.0220-0023.1 480084	Ø 235 x 56 / 201
1.4	63	05/97→09/99						
1.4 16V	71	02/00→11/01						
1.6 16V	81	10/99→12/01						
1.8	85 - 93	04/97→06/02						
1.9 D	51	02/00→11/01						
1.6	81	04/97→02/00	➔	09/98→			24.0220-0023.1 480084	Ø 235 x 56 / 201
1.6 Aut.	79	04/97→02/00						
1.8	81	10/97→10/01						
2.0 D	53	04/97→02/00	➔	05/97→ 01/00			24.0220-0023.1 480084	Ø 235 x 56 / 201
 Bremsbackensatz								
1.3	55	05/97→10/01	➔				03.0137-0313.2 650313	Ø 200 x 37
1.3	63	05/97→09/99	➔				03.0137-0313.2 650313	Ø 200 x 37
1.4	63	05/97→09/99						
1.4 16V	71	02/00→11/01	➔	Fahrzeugproduktionsland Großbritannien			03.0137-0375.2 650375	TRW Ø 200 x 37 + HEB
1.6 16V	81	10/99→12/01						
1.8	85 - 93	04/97→06/02						
1.9 D	51	02/00→11/01						
1.6	81	04/97→02/00	➔	05/97→ 01/00			03.0137-0313.2 650313	Ø 200 x 37
1.6 Aut.	79	04/97→02/00						
2.0 D	53	04/97→02/00	➔	05/97→ 01/00; Fahrzeugproduktionsland Großbritannien			03.0137-0375.2 650375	TRW Ø 200 x 37 + HEB
1.8	81	10/97→10/01	➔	→ 01/00			03.0137-0313.2 650313	Ø 200 x 37
			➔	→ 01/00; Fahrzeugproduktionsland Großbritannien			03.0137-0375.2 650375	TRW Ø 200 x 37 + HEB
 Seilzug, Feststellbremse								
1.3	55	05/97→10/01		→ 08/98; Trommelbremse; <input type="checkbox"/>			24.3727-1907.2 581907	L= 1.585
				→ 08/98; Trommelbremse; <input type="checkbox"/>			24.3727-1908.2 581908	L= 1.603
				→ 08/98; Trommelbremse; <input checked="" type="checkbox"/>			24.3727-1918.2 581918	L= 292
				09/98→; <input checked="" type="checkbox"/>			24.3727-1918.2 581918	L= 292
				09/98→; <input type="checkbox"/>			24.3727-1935.2 581935	L= 1.585
				09/98→; <input type="checkbox"/>			24.3727-1936.2 581936	L= 1.576
1.3	63	05/97→09/99		→ 07/98; Trommelbremse; <input type="checkbox"/>			24.3727-1907.2 581907	L= 1.585
1.4	63	05/97→09/99		→ 07/98; Trommelbremse; <input type="checkbox"/>			24.3727-1908.2 581908	L= 1.603
				08/98→; Scheibenbremse; <input checked="" type="checkbox"/>			24.3727-1918.2 581918	L= 292
				→ 07/98; Trommelbremse; <input checked="" type="checkbox"/>			24.3727-1918.2 581918	L= 292
				08/98→; Scheibenbremse; <input type="checkbox"/>			24.3727-1922.2 581922	L= 1.448
				08/98→; Scheibenbremse; <input type="checkbox"/>			24.3727-1923.2 581923	L= 1.457
1.4 16V	71	02/00→11/01		Trommelbremse; <input type="checkbox"/>			24.3727-1907.2 581907	L= 1.585
1.6 16V	81	10/99→12/01		Trommelbremse; <input type="checkbox"/>			24.3727-1908.2 581908	L= 1.603
1.8	85 - 93	04/97→06/02		Scheibenbremse; <input checked="" type="checkbox"/>			24.3727-1918.2 581918	L= 292
1.9 D	51	02/00→11/01		Trommelbremse; <input checked="" type="checkbox"/>			24.3727-1918.2 581918	L= 292
				Scheibenbremse; <input type="checkbox"/>			24.3727-1922.2 581922	L= 1.448
				Scheibenbremse; <input type="checkbox"/>			24.3727-1923.2 581923	L= 1.457
1.6	81	04/97→02/00		05/97→ 07/98; Trommelbremse; <input type="checkbox"/>			24.3727-1907.2 581907	L= 1.585
1.6 Aut.	79	04/97→02/00		05/97→ 07/98; Trommelbremse; <input type="checkbox"/>			24.3727-1908.2 581908	L= 1.603
2.0 D	53	04/97→02/00		05/97→ 07/98; Trommelbremse; <input checked="" type="checkbox"/>			24.3727-1918.2 581918	L= 292
				08/98→ 01/00; Scheibenbremse; <input checked="" type="checkbox"/>			24.3727-1918.2 581918	L= 292
				08/98→ 01/00; Scheibenbremse; <input type="checkbox"/>			24.3727-1922.2 581922	L= 1.448
				08/98→ 01/00; Scheibenbremse; <input type="checkbox"/>			24.3727-1923.2 581923	L= 1.457
1.8	81	10/97→10/01		→ 07/98; Trommelbremse; <input type="checkbox"/>			24.3727-1907.2 581907	L= 1.585
				→ 07/98; Trommelbremse; <input type="checkbox"/>			24.3727-1908.2 581908	L= 1.603
➔								














	kw					! #		
TOYOTA - COROLLA (_E11_) 06/95→06/02								
 Seilzug, Feststellbremse								
1.8	81	10/97→10/01		→ 07/98; Trommelbremse; 		24.3727-1918.2	581918	L= 292
				08/98→ 01/00; Scheibenbremse; 		24.3727-1918.2	581918	L= 292
				08/98→ 01/00; Scheibenbremse; 		24.3727-1922.2	581922	L= 1.448
				08/98→ 01/00; Scheibenbremse; 		24.3727-1923.2	581923	L= 1.457
2.0 D-4D	66	09/00→11/01		Scheibenbremse; 		24.3727-1918.2	581918	L= 292
				Scheibenbremse; 		24.3727-1922.2	581922	L= 1.448
				Scheibenbremse; 		24.3727-1923.2	581923	L= 1.457
TOYOTA - COROLLA (_E12_) 01/01→12/07								
 Radbremszylinder								
1.8 4WD	100	01/01→02/07				24.3219-1729.3	020446	GG
1.8 VVTi	100	01/01→12/07				24.3219-1730.3	020447	GG
Zubehörsatz, Bremsbacken								
1.8 4WD	100	01/01→02/07				03.0137-9114.2	669114	
1.8 VVTi	100	01/01→12/07				03.0137-9301.2	669301	TRW
 Bremsbackensatz								
1.8 4WD	100	01/01→02/07				03.0137-0313.2	650313	Ø 200 x 37
						03.0137-0364.2	650364	Ø 200 x 32
				Fahrzeugproduktionsland Groß Britan-nien		03.0137-0375.2	650375	TRW Ø 200 x 37 + HEB
1.8 VVTi	100	01/01→12/07				03.0137-0313.2	650313	Ø 200 x 37
				Fahrzeugproduktionsland Groß Britan-nien		03.0137-0375.2	650375	TRW Ø 200 x 37 + HEB
 Bremsbackensatz, Feststellbremse								
1.4 D	66	07/04→02/07		→ 10/06		03.0137-0464.2	650464	Ø 172 x 22 + HEB
1.8 VVTL-i TS	160 - 165	02/05→02/07						
1.4 VVT-i	71	11/01→02/07		→ 05/04; Fahrzeugproduktionsland Japan		03.0137-0459.2	650459	Ø 172 x 32
				02/02→ 05/04; Fahrzeugproduktionsland Groß Britan-nien		03.0137-0464.2	650464	Ø 172 x 22 + HEB
				06/04→ 10/06		03.0137-0464.2	650464	Ø 172 x 22 + HEB
1.6 VVT-i	81	01/02→12/06		→ 05/04; Fahrzeugproduktionsland Japan		03.0137-0459.2	650459	Ø 172 x 32
				08/02→ 05/04; Fahrzeugproduktionsland Groß Britan-nien		03.0137-0464.2	650464	Ø 172 x 22 + HEB
				06/04→ 10/06		03.0137-0464.2	650464	Ø 172 x 22 + HEB
1.8 VVTL-i TS	141	11/01→02/07		→ 05/04; Fahrzeugproduktionsland Groß Britan-nien		03.0137-0464.2	650464	Ø 172 x 22 + HEB
2.0 D-4D	81	01/02→12/06						
2.0 D-4D	66	01/02→12/06		→ 05/04; Fahrzeugproduktionsland Japan		03.0137-0459.2	650459	Ø 172 x 32
				08/02→ 05/04; Fahrzeugproduktionsland Groß Britan-nien		03.0137-0464.2	650464	Ø 172 x 22 + HEB
2.0 D-4D	85	05/03→02/07		→ 05/04; Fahrzeugproduktionsland Groß Britan-nien		03.0137-0464.2	650464	Ø 172 x 22 + HEB
				06/04→ 10/06		03.0137-0464.2	650464	Ø 172 x 22 + HEB
Zubehörsatz, Feststellbremsbacken								
1.4 D	66	07/04→02/07		→ 10/06		03.0137-9294.2	669294	
1.8 VVTL-i TS	160 - 165	02/05→02/07						
1.4 VVT-i	71	11/01→02/07		02/02→ 05/04; Fahrzeugproduktionsland Groß Britan-nien		03.0137-9294.2	669294	
				06/04→ 10/06		03.0137-9294.2	669294	
				→ 05/04; Fahrzeugproduktionsland Japan		03.0137-9335.2	669335	
1.6 VVT-i	81	01/02→12/06		08/02→ 05/04; Fahrzeugproduktionsland Groß Britan-nien		03.0137-9294.2	669294	
				06/04→ 10/06		03.0137-9294.2	669294	
→								














	kw			 	! #		
TOYOTA - COROLLA (_E12_) 01/01→12/07							
Zubehörsatz, Feststellbremsbacken							
1.6 VVT-i	81	01/02→12/06	➡	→ 05/04; Fahrzeugproduktionsland Japan		03.0137-9335.2 669335	
1.8 VVTL-i TS 2.0 D-4D	141 81	11/01→02/07 01/02→12/06	➡	→ 05/04; Fahrzeugproduktionsland Groß Britan- nien		03.0137-9294.2 669294	
2.0 D-4D	66	01/02→12/06	➡	08/02→ 05/04; Fahrzeugproduktionsland Groß Britan- nien		03.0137-9294.2 669294	
			➡	→ 05/04; Fahrzeugproduktionsland Japan		03.0137-9335.2 669335	
2.0 D-4D	85	05/03→02/07	➡	→ 05/04; Fahrzeugproduktionsland Groß Britan- nien		03.0137-9294.2 669294	
			➡	06/04→ 10/06		03.0137-9294.2 669294	
 Seilzug, Feststellbremse							
1.4 D 1.8 VVTL-i TS	66 160 - 165	07/04→02/07 02/05→02/07		→ 10/06; Scheibenbremse; 		24.3727-1919.2 581919	L= 398
				→ 10/06; Scheibenbremse; 		24.3727-1928.2 581928	L= 1.637
				→ 10/06; Scheibenbremse; 		24.3727-1929.2 581929	L= 1.698
1.4 VVT-i	71	11/01→02/07		→ 05/04; Fahrzeugproduktionsland Japan; Scheibenbremse; 		24.3727-1919.2 581919	L= 398
				02/02→ 05/04; Fahrzeugproduktionsland Groß Britan- nien; Scheibenbremse; 		24.3727-1919.2 581919	L= 398
				06/04→ 10/06; Scheibenbremse; 		24.3727-1919.2 581919	L= 398
				→ 05/04; Fahrzeugproduktionsland Japan; Scheibenbremse; 		24.3727-1926.2 581926	L= 1.616
				→ 05/04; Fahrzeugproduktionsland Japan; Scheibenbremse; 		24.3727-1927.2 581927	L= 1.688
				02/02→ 05/04; Fahrzeugproduktionsland Groß Britan- nien; Scheibenbremse; 		24.3727-1928.2 581928	L= 1.637
				06/04→ 10/06; Scheibenbremse; 		24.3727-1928.2 581928	L= 1.637
				02/02→ 05/04; Fahrzeugproduktionsland Groß Britan- nien; Scheibenbremse; 		24.3727-1929.2 581929	L= 1.698
				06/04→ 10/06; Scheibenbremse; 		24.3727-1929.2 581929	L= 1.698
1.6 VVT-i	81	01/02→12/06		08/02→ 05/04; Fahrzeugproduktionsland Groß Britan- nien; Scheibenbremse; 		24.3727-1919.2 581919	L= 398
				→ 05/04; Fahrzeugproduktionsland Japan; Scheibenbremse; 		24.3727-1919.2 581919	L= 398
				02/04→ 10/06; Scheibenbremse; 		24.3727-1919.2 581919	L= 398
				06/04→ 10/06; Scheibenbremse; 		24.3727-1919.2 581919	L= 398
				→ 05/04; Fahrzeugproduktionsland Japan; Scheibenbremse; 		24.3727-1926.2 581926	L= 1.616
				→ 05/04; Fahrzeugproduktionsland Japan; Scheibenbremse; 		24.3727-1927.2 581927	L= 1.688
				06/04→ 10/06; Scheibenbremse; 		24.3727-1928.2 581928	L= 1.637
				02/04→ 10/06; Scheibenbremse; 		24.3727-1928.2 581928	L= 1.637
				08/02→ 05/04; Fahrzeugproduktionsland Groß Britan- nien; Scheibenbremse; 		24.3727-1928.2 581928	L= 1.637
				08/02→ 05/04; Fahrzeugproduktionsland Groß Britan- nien; Scheibenbremse; 		24.3727-1929.2 581929	L= 1.698
				06/04→ 10/06; Scheibenbremse; 		24.3727-1929.2 581929	L= 1.698
1.8 VVTL-i TS 2.0 D-4D	141 81	11/01→02/07 01/02→12/06		→ 05/04; Fahrzeugproduktionsland Groß Britan- nien; Scheibenbremse; 		24.3727-1919.2 581919	L= 398
				→ 05/04; Fahrzeugproduktionsland Groß Britan- nien; Scheibenbremse; 		24.3727-1928.2 581928	L= 1.637








	kw			 	! #		
TOYOTA - COROLLA (E12_) 01/01→12/07							
 Seilzug, Feststellbremse							
1.8 VVTL-i TS 2.0 D-4D	141 81	11/01→02/07 01/02→12/06		→ 05/04; Fahrzeugproduktionsland Groß Britan- nien; Scheibenbremse; <input type="checkbox"/>		24.3727-1929.2 581929	L= 1.698
2.0 D-4D	66	01/02→12/06		08/02→ 05/04; Fahrzeugproduktionsland Groß Britan- nien; Scheibenbremse; <input checked="" type="checkbox"/>		24.3727-1919.2 581919	L= 398
				→ 05/04; Fahrzeugproduktionsland Japan; Scheibenbremse; <input checked="" type="checkbox"/>		24.3727-1919.2 581919	L= 398
				→ 05/04; Fahrzeugproduktionsland Japan; Scheibenbremse; <input type="checkbox"/>		24.3727-1926.2 581926	L= 1.616
				→ 05/04; Fahrzeugproduktionsland Japan; Scheibenbremse; <input type="checkbox"/>		24.3727-1927.2 581927	L= 1.688
				08/02→ 05/04; Fahrzeugproduktionsland Groß Britan- nien; Scheibenbremse; <input type="checkbox"/>		24.3727-1928.2 581928	L= 1.637
				08/02→ 05/04; Fahrzeugproduktionsland Groß Britan- nien; Scheibenbremse; <input type="checkbox"/>		24.3727-1929.2 581929	L= 1.698
2.0 D-4D	85	05/03→02/07		→ 05/04; Fahrzeugproduktionsland Groß Britan- nien; Scheibenbremse; <input checked="" type="checkbox"/>		24.3727-1919.2 581919	L= 398
				06/04→ 10/06; Scheibenbremse; <input checked="" type="checkbox"/>		24.3727-1919.2 581919	L= 398
				→ 05/04; Fahrzeugproduktionsland Groß Britan- nien; Scheibenbremse; <input type="checkbox"/>		24.3727-1928.2 581928	L= 1.637
				06/04→ 10/06; Scheibenbremse; <input type="checkbox"/>		24.3727-1928.2 581928	L= 1.637
				→ 05/04; Fahrzeugproduktionsland Groß Britan- nien; Scheibenbremse; <input type="checkbox"/>		24.3727-1929.2 581929	L= 1.698
				06/04→ 10/06; Scheibenbremse; <input type="checkbox"/>		24.3727-1929.2 581929	L= 1.698
TOYOTA - COROLLA Compact (E10_) 05/92→12/99							
 Radbremszylinder							
1.3 XLI 1.6 Si 2.0 D	55	08/95→04/97	➡	<input type="checkbox"/>		24.3217-1734.3 020560	ALU
	84	07/92→04/97				24.3219-1730.3 020447	GG
	53	07/92→04/97				24.3219-1729.3 020446	GG
1.6 i	78	09/94→11/99	➡	→ 04/97; <input type="checkbox"/>		24.3217-1734.3 020560	ALU
						24.3219-1730.3 020447	GG
			➡	→ 04/97; <input type="checkbox"/>		24.3219-1729.3 020446	GG
Zubehörsatz, Bremsbacken							
1.3 XLI 1.6 Si 2.0 D	55	08/95→04/97	➡			03.0137-9114.2 669114	
	84	07/92→04/97					
	53	07/92→04/97					
1.6 i	78	09/94→11/99	➡	→ 04/97		03.0137-9114.2 669114	
 Bremstrommel							
1.3 XLI 1.6 Si 2.0 D	55	08/95→04/97	➡			24.0220-0023.1 480084	Ø 235 x 56 / 201
	84	07/92→04/97					
	53	07/92→04/97					
1.6 i	78	09/94→11/99	➡	→ 04/97		24.0220-0023.1 480084	Ø 235 x 56 / 201
 Bremsbackensatz							
1.3 XLI 1.6 Si 2.0 D	55	08/95→04/97	➡			03.0137-0221.2 650221	Ø 200 x 37
	84	07/92→04/97				03.0137-0313.2 650313	Ø 200 x 37
	53	07/92→04/97					
1.6 i	78	09/94→11/99	➡	→ 04/97		03.0137-0221.2 650221	Ø 200 x 37
						03.0137-0313.2 650313	Ø 200 x 37
 Seilzug, Feststellbremse							
1.6 Si 2.0 D	84 53	07/92→04/97 07/92→04/97		→ 05/93; Trommelbremse; <input type="checkbox"/>		24.3727-1907.2 581907	L= 1.585
				→ 05/93; Trommelbremse; <input type="checkbox"/>		24.3727-1908.2 581908	L= 1.603
TOYOTA - COROLLA Compact (E11_) 04/97→01/02							
 Radbremszylinder							
1.4 1.6 →	63 81	05/97→09/99 10/99→10/01	➡	<input type="checkbox"/>		24.3219-1729.3 020446	GG















		kW						! #		
TOYOTA - COROLLA Compact (_E11_) 04/97→01/02										
 Radbremszylinder										
1.4	63	05/97→09/99	➡	☐				24.3219-1730.3	020447	GG
1.6	81	10/99→10/01	➡							
1.4	71	10/99→01/02	➡	→ 12/01; ☐				24.3219-1729.3	020446	GG
1.9 D	51	02/00→01/02	➡	→ 12/01; ☐				24.3219-1730.3	020447	GG
1.6	81	05/97→02/00	➡	→ 01/00; ☐				24.3219-1729.3	020446	GG
1.6 Aut.	79	05/97→02/00	➡	→ 01/00; ☐				24.3219-1730.3	020447	GG
2.0 D	53	04/97→02/00	➡	05/97→ 01/00; ☐				24.3219-1729.3	020446	GG
			➡	05/97→ 01/00; ☐				24.3219-1730.3	020447	GG
Zubehörsatz, Bremsbacken										
1.4	63	05/97→09/99	➡					03.0137-9114.2	669114	
1.6	81	10/99→10/01	➡					03.0137-9301.2	669301	TRW
1.4	71	10/99→01/02	➡	→ 12/01				03.0137-9114.2	669114	
1.9 D	51	02/00→01/02	➡					03.0137-9301.2	669301	TRW
1.6	81	05/97→02/00	➡	→ 01/00				03.0137-9114.2	669114	
1.6 Aut.	79	05/97→02/00	➡					03.0137-9301.2	669301	TRW
2.0 D	53	04/97→02/00	➡	05/97→ 01/00				03.0137-9114.2	669114	
								03.0137-9301.2	669301	TRW
 Bremstrommel										
1.4	63	05/97→09/99	➡					24.0220-0023.1	480084	Ø 235 x 56 / 201
1.6	81	10/99→10/01	➡							
1.4	71	10/99→01/02	➡	→ 12/01				24.0220-0023.1	480084	Ø 235 x 56 / 201
1.9 D	51	02/00→01/02	➡							
1.6	81	05/97→02/00	➡	09/98→				24.0220-0023.1	480084	Ø 235 x 56 / 201
1.6 Aut.	79	05/97→02/00	➡							
2.0 D	53	04/97→02/00	➡	05/97→ 01/00				24.0220-0023.1	480084	Ø 235 x 56 / 201
 Bremsbackensatz										
1.4	63	05/97→09/99	➡					03.0137-0313.2	650313	Ø 200 x 37
1.6	81	10/99→10/01	➡							
			➡	Fahrzeugproduktionsland Groß Britan-nien				03.0137-0375.2	650375	TRW Ø 200 x 37 + HEB
1.4	71	10/99→01/02	➡	→ 12/01				03.0137-0313.2	650313	Ø 200 x 37
1.9 D	51	02/00→01/02	➡	→ 12/01; Fahrzeugproduktionsland Groß Britan-nien				03.0137-0375.2	650375	TRW Ø 200 x 37 + HEB
1.6	81	05/97→02/00	➡	→ 01/00				03.0137-0313.2	650313	Ø 200 x 37
1.6 Aut.	79	05/97→02/00	➡	→ 01/00; Fahrzeugproduktionsland Groß Britan-nien				03.0137-0375.2	650375	TRW Ø 200 x 37 + HEB
2.0 D	53	04/97→02/00	➡	05/97→ 01/00				03.0137-0313.2	650313	Ø 200 x 37
			➡	05/97→ 01/00; Fahrzeugproduktionsland Groß Britan-nien				03.0137-0375.2	650375	TRW Ø 200 x 37 + HEB
 Seilzug, Feststellbremse										
1.4	63	05/97→09/99		→ 07/98; Trommelbremse; ☐				24.3727-1907.2	581907	L= 1.585
				→ 07/98; Trommelbremse; ☐				24.3727-1908.2	581908	L= 1.603
				08/98→; Scheibenbremse; ☐				24.3727-1918.2	581918	L= 292
				→ 07/98; Trommelbremse; ☐				24.3727-1918.2	581918	L= 292
				08/98→; Scheibenbremse; ☐				24.3727-1922.2	581922	L= 1.448
				08/98→; Scheibenbremse; ☐				24.3727-1923.2	581923	L= 1.457
1.4	71	10/99→01/02		→ 12/01; Trommelbremse; ☐				24.3727-1907.2	581907	L= 1.585
1.9 D	51	02/00→01/02		→ 12/01; Trommelbremse; ☐				24.3727-1908.2	581908	L= 1.603
				→ 12/01; Scheibenbremse; ☐				24.3727-1918.2	581918	L= 292
				→ 12/01; Trommelbremse; ☐				24.3727-1918.2	581918	L= 292
				→ 12/01; Scheibenbremse; ☐				24.3727-1922.2	581922	L= 1.448
				→ 12/01; Scheibenbremse; ☐				24.3727-1923.2	581923	L= 1.457
1.6	81	05/97→02/00		→ 07/98; Trommelbremse; ☐				24.3727-1907.2	581907	L= 1.585
1.6 Aut.	79	05/97→02/00		→ 07/98; Trommelbremse; ☐				24.3727-1908.2	581908	L= 1.603
				→ 07/98; Trommelbremse; ☐				24.3727-1918.2	581918	L= 292
				08/98→ 01/00; Scheibenbremse; ☐				24.3727-1918.2	581918	L= 292
				08/98→ 01/00; Scheibenbremse; ☐				24.3727-1922.2	581922	L= 1.448
				08/98→ 01/00; Scheibenbremse; ☐				24.3727-1923.2	581923	L= 1.457
→										











	kw					! #		
TOYOTA - COROLLA Compact (_E11_) 04/97→01/02								
 Seilzug, Feststellbremse								
1.6	81	10/99→10/01		Trommelbremse; <input type="checkbox"/>		24.3727-1907.2	581907	L= 1.585
				Trommelbremse; <input type="checkbox"/>		24.3727-1908.2	581908	L= 1.603
				Scheibenbremse; <input checked="" type="checkbox"/>		24.3727-1918.2	581918	L= 292
				Trommelbremse; <input checked="" type="checkbox"/>		24.3727-1918.2	581918	L= 292
				Scheibenbremse; <input type="checkbox"/>		24.3727-1922.2	581922	L= 1.448
				Scheibenbremse; <input type="checkbox"/>		24.3727-1923.2	581923	L= 1.457
2.0 D	53	04/97→02/00		05/97→ 07/98; Trommelbremse; <input type="checkbox"/>		24.3727-1907.2	581907	L= 1.585
				05/97→ 07/98; Trommelbremse; <input type="checkbox"/>		24.3727-1908.2	581908	L= 1.603
				08/98→ 01/00; Scheibenbremse; <input checked="" type="checkbox"/>		24.3727-1918.2	581918	L= 292
				05/97→ 07/98; Trommelbremse; <input checked="" type="checkbox"/>		24.3727-1918.2	581918	L= 292
				08/98→ 01/00; Scheibenbremse; <input type="checkbox"/>		24.3727-1922.2	581922	L= 1.448
				08/98→ 01/00; Scheibenbremse; <input type="checkbox"/>		24.3727-1923.2	581923	L= 1.457
2.0 D-4D	66	09/00→01/02		→ 12/01; Scheibenbremse; <input checked="" type="checkbox"/>		24.3727-1918.2	581918	L= 292
				→ 12/01; Scheibenbremse; <input type="checkbox"/>		24.3727-1922.2	581922	L= 1.448
				→ 12/01; Scheibenbremse; <input type="checkbox"/>		24.3727-1923.2	581923	L= 1.457
TOYOTA - COROLLA Kasten/Kombi (_E11_) 09/00→10/01								
 Seilzug, Feststellbremse								
2.0 D4d	66	09/00→10/01		Scheibenbremse; <input checked="" type="checkbox"/>		24.3727-1918.2	581918	L= 292
				Scheibenbremse; <input type="checkbox"/>		24.3727-1922.2	581922	L= 1.448
				Scheibenbremse; <input type="checkbox"/>		24.3727-1923.2	581923	L= 1.457
TOYOTA - COROLLA Kombi (_E10_) 09/91→04/98								
 Radbremszylinder								
1.3 XLI	55	09/95→04/97	➔	<input type="checkbox"/>		24.3217-1734.3	020560	ALU
1.6 Si	84	07/92→04/97				24.3219-1730.3	020447	GG
2.0 D	53	07/92→04/97				24.3219-1729.3	020446	GG
1.8	81	09/92→04/97	➔	→ 05/95; <input type="checkbox"/>		24.3217-1734.3	020560	ALU
1.8 16V 4WD	81	09/95→04/97	➔	<input type="checkbox"/>		24.3217-1734.3	020560	ALU
Zubehörsatz, Bremsbacken								
1.3 XLI	55	09/95→04/97	➔			03.0137-9114.2	669114	
1.6 Si	84	07/92→04/97						
1.8 16V 4WD	81	09/95→04/97						
2.0 D	53	07/92→04/97						
1.8	81	09/92→04/97	➔	→ 05/95		03.0137-9114.2	669114	
 Bremstrommel								
1.3 XLI	55	09/95→04/97	➔			24.0220-0023.1	480084	Ø 235 x 56 / 201
1.6 Si	84	07/92→04/97						
2.0 D	53	07/92→04/97						
1.8	81	09/92→04/97	➔	→ 05/95		24.0220-0023.1	480084	Ø 235 x 56 / 201
 Bremsbackensatz								
1.3 XLI	55	09/95→04/97	➔			03.0137-0221.2	650221	Ø 200 x 37
1.6 Si	84	07/92→04/97				03.0137-0313.2	650313	Ø 200 x 37
2.0 D	53	07/92→04/97						
1.8	81	09/92→04/97	➔	→ 05/95		03.0137-0313.2	650313	Ø 200 x 37
1.8 16V 4WD	81	09/95→04/97	➔			03.0137-0313.2	650313	Ø 200 x 37
 Seilzug, Feststellbremse								
1.6 Si	84	07/92→04/97		→ 05/93; Trommelbremse; <input type="checkbox"/>		24.3727-1907.2	581907	L= 1.585
2.0 D	53	07/92→04/97		→ 05/93; Trommelbremse; <input type="checkbox"/>		24.3727-1908.2	581908	L= 1.603
1.8	81	09/92→04/97		→ 05/95; Trommelbremse; <input type="checkbox"/>		24.3727-1907.2	581907	L= 1.585
				→ 05/95; Trommelbremse; <input type="checkbox"/>		24.3727-1908.2	581908	L= 1.603
				→ 05/95; Scheibenbremse; <input type="checkbox"/>		24.3727-1922.2	581922	L= 1.448
				→ 05/95; Scheibenbremse; <input type="checkbox"/>		24.3727-1923.2	581923	L= 1.457
TOYOTA - COROLLA Kombi (_E11_) 04/97→10/01								
 Radbremszylinder								
1.4	63	04/97→02/00	➔	05/97→ 01/00; <input type="checkbox"/>		24.3219-1729.3	020446	GG
1.6	81	04/97→02/00						
1.6 Aut.	79	04/97→02/00	➔	05/97→ 01/00; <input type="checkbox"/>		24.3219-1730.3	020447	GG
2.0 D	53	04/97→02/00						












	kw					! #		
TOYOTA - COROLLA Kombi (E11) 04/97→10/01								
 Radbremszylinder								
1.4 16V	71	02/00→10/01	➡	<input type="checkbox"/>		24.3219-1729.3	020446	GG
1.6 16V	81	02/00→10/01	➡	<input type="checkbox"/>		24.3219-1730.3	020447	GG
1.8	81	10/97→10/01	➡	<input type="checkbox"/>				
1.9 D	51	02/00→10/01	➡	<input type="checkbox"/>				
1.8 4WD	81	04/97→10/01	➡	05/97→; <input type="checkbox"/>		24.3219-1729.3	020446	GG
			➡	05/97→; <input type="checkbox"/>		24.3219-1730.3	020447	GG
Zubehörsatz, Bremsbacken								
1.4	63	04/97→02/00	➡	05/97→ 01/00		03.0137-9114.2	669114	TRW
1.6	81	04/97→02/00	➡			03.0137-9301.2	669301	
1.6 Aut.	79	04/97→02/00	➡					
2.0 D	53	04/97→02/00	➡					
1.4 16V	71	02/00→10/01	➡			03.0137-9114.2	669114	TRW
1.6 16V	81	02/00→10/01	➡			03.0137-9301.2	669301	
1.8	81	10/97→10/01	➡					
1.9 D	51	02/00→10/01	➡					
1.8 4WD	81	04/97→10/01	➡	05/97→		03.0137-9114.2	669114	TRW
			➡			03.0137-9301.2	669301	
 Bremstrommel								
1.4	63	04/97→02/00	➡	05/97→ 01/00		24.0220-0023.1	480084	Ø 235 x 56 / 201
2.0 D	53	04/97→02/00	➡					
1.4 16V	71	02/00→10/01	➡			24.0220-0023.1	480084	Ø 235 x 56 / 201
1.6 16V	81	02/00→10/01	➡					
1.9 D	51	02/00→10/01	➡					
1.6	81	04/97→02/00	➡	09/98→		24.0220-0023.1	480084	Ø 235 x 56 / 201
1.6 Aut.	79	04/97→02/00	➡					
 Bremsbackensatz								
1.4	63	04/97→02/00	➡	05/97→ 01/00		03.0137-0313.2	650313	Ø 200 x 37
1.6	81	04/97→02/00	➡					
1.6 Aut.	79	04/97→02/00	➡	05/97→ 01/00; Fahrzeugproduktionsland Groß Britan- nien		03.0137-0375.2	650375	TRW Ø 200 x 37 + HEB
2.0 D	53	04/97→02/00	➡					
1.4 16V	71	02/00→10/01	➡			03.0137-0313.2	650313	Ø 200 x 37
1.6 16V	81	02/00→10/01	➡					
1.8	81	10/97→10/01	➡	Fahrzeugproduktionsland Groß Britan- nien		03.0137-0375.2	650375	TRW Ø 200 x 37 + HEB
1.9 D	51	02/00→10/01	➡					
1.8 4WD	81	04/97→10/01	➡	05/97→		03.0137-0313.2	650313	Ø 200 x 37
			➡	05/97→; Fahrzeugproduktionsland Groß Britan- nien		03.0137-0375.2	650375	TRW Ø 200 x 37 + HEB
 Seilzug, Feststellbremse								
1.4	63	04/97→02/00		05/97→ 07/98; Trommelbremse; <input type="checkbox"/>		24.3727-1907.2	581907	L= 1.585
1.6	81	04/97→02/00		05/97→ 07/98; Trommelbremse; <input type="checkbox"/>		24.3727-1908.2	581908	L= 1.603
1.6 Aut.	79	04/97→02/00		05/97→ 07/98; Trommelbremse; <input type="checkbox"/>		24.3727-1918.2	581918	L= 292
2.0 D	53	04/97→02/00		05/97→ 07/98; Trommelbremse; <input type="checkbox"/>		24.3727-1918.2	581918	L= 292
				08/98→ 01/00; Scheibenbremse; <input type="checkbox"/>		24.3727-1922.2	581922	L= 1.448
				08/98→ 01/00; Scheibenbremse; <input type="checkbox"/>		24.3727-1923.2	581923	L= 1.457
				08/98→ 01/00; Scheibenbremse; <input type="checkbox"/>				
1.4 16V	71	02/00→10/01		Trommelbremse; <input type="checkbox"/>		24.3727-1907.2	581907	L= 1.585
1.6 16V	81	02/00→10/01		Trommelbremse; <input type="checkbox"/>		24.3727-1908.2	581908	L= 1.603
1.9 D	51	02/00→10/01		Scheibenbremse; <input type="checkbox"/>		24.3727-1918.2	581918	L= 292
				Trommelbremse; <input type="checkbox"/>		24.3727-1918.2	581918	L= 292
				Scheibenbremse; <input type="checkbox"/>		24.3727-1922.2	581922	L= 1.448
				Scheibenbremse; <input type="checkbox"/>		24.3727-1923.2	581923	L= 1.457
2.0 D-4D	66	09/00→10/01		Scheibenbremse; <input type="checkbox"/>		24.3727-1918.2	581918	L= 292
				Scheibenbremse; <input type="checkbox"/>		24.3727-1922.2	581922	L= 1.448
				Scheibenbremse; <input type="checkbox"/>		24.3727-1923.2	581923	L= 1.457
TOYOTA - COROLLA Kombi (E12) 03/01→12/08								
 Radbremszylinder								
1.5	81	03/01→09/06	➡	<input type="checkbox"/>		24.3217-1721.3	020489	ALU
1.8	100	12/01→12/07	➡	<input type="checkbox"/>		24.3217-1722.3	020490	ALU
 Bremsbackensatz								
1.5	81	03/01→09/06	➡			03.0137-0364.2	650364	Ø 200 x 32
1.8	100	12/01→12/07	➡					
→								







































	kw			 	! #		
TOYOTA - COROLLA Kombi (E12) 03/01→12/08							
 Bremsbackensatz, Feststellbremse							
1.3 1.5	65 81	09/02→08/07 03/01→09/06	➡	→ 05/04; Fahrzeugproduktionsland Japan	03.0137-0459.2	650459	Ø 172 x 32
			➡	→ 05/04; Fahrzeugproduktionsland Groß Britan- nien	03.0137-0464.2	650464	Ø 172 x 22 + HEB
			➡	06/04→	03.0137-0464.2	650464	Ø 172 x 22 + HEB
1.4 D4-D 1.8	66 100	06/04→10/07 12/01→12/07	➡	→ 10/06	03.0137-0464.2	650464	Ø 172 x 22 + HEB
1.4 VVT-i	71	01/02→02/07	➡	→ 05/04; Fahrzeugproduktionsland Japan	03.0137-0459.2	650459	Ø 172 x 32
			➡	02/02→ 05/04; Fahrzeugproduktionsland Groß Britan- nien	03.0137-0464.2	650464	Ø 172 x 22 + HEB
			➡	06/04→	03.0137-0464.2	650464	Ø 172 x 22 + HEB
1.6 VVT-i	81	01/02→08/07	➡	→ 05/04; Fahrzeugproduktionsland Japan	03.0137-0459.2	650459	Ø 172 x 32
			➡	08/02→ 05/04; Fahrzeugproduktionsland Groß Britan- nien	03.0137-0464.2	650464	Ø 172 x 22 + HEB
			➡	06/04→ 10/06	03.0137-0464.2	650464	Ø 172 x 22 + HEB
2.0 D-4D	66	01/02→02/07	➡	→ 05/04; Fahrzeugproduktionsland Japan	03.0137-0459.2	650459	Ø 172 x 32
			➡	08/02→ 05/04; Fahrzeugproduktionsland Groß Britan- nien	03.0137-0464.2	650464	Ø 172 x 22 + HEB
2.0 D-4D	85	04/04→02/07	➡	→ 05/04; Fahrzeugproduktionsland Groß Britan- nien	03.0137-0464.2	650464	Ø 172 x 22 + HEB
			➡	06/04→ 10/06	03.0137-0464.2	650464	Ø 172 x 22 + HEB
Zubehörsatz, Feststellbremsbacken							
1.3 1.5	65 81	09/02→08/07 03/01→09/06	➡	→ 05/04; Fahrzeugproduktionsland Groß Britan- nien	03.0137-9294.2	669294	
			➡	06/04→	03.0137-9294.2	669294	
			➡	→ 05/04; Fahrzeugproduktionsland Japan	03.0137-9335.2	669335	
1.4 D4-D 1.8	66 100	06/04→10/07 12/01→12/07	➡	→ 10/06	03.0137-9294.2	669294	
1.4 VVT-i	71	01/02→02/07	➡	02/02→ 05/04; Fahrzeugproduktionsland Groß Britan- nien	03.0137-9294.2	669294	
			➡	06/04→	03.0137-9294.2	669294	
			➡	→ 05/04; Fahrzeugproduktionsland Japan	03.0137-9335.2	669335	
1.6 VVT-i	81	01/02→08/07	➡	08/02→ 05/04; Fahrzeugproduktionsland Groß Britan- nien	03.0137-9294.2	669294	
			➡	06/04→ 10/06	03.0137-9294.2	669294	
			➡	→ 05/04; Fahrzeugproduktionsland Japan	03.0137-9335.2	669335	
2.0 D-4D	66	01/02→02/07	➡	08/02→ 05/04; Fahrzeugproduktionsland Groß Britan- nien	03.0137-9294.2	669294	
			➡	→ 05/04; Fahrzeugproduktionsland Japan	03.0137-9335.2	669335	
2.0 D-4D	85	04/04→02/07	➡	→ 05/04; Fahrzeugproduktionsland Groß Britan- nien	03.0137-9294.2	669294	
			➡	06/04→ 10/06	03.0137-9294.2	669294	
 Seilzug, Feststellbremse							
1.3 1.5	65 81	09/02→08/07 03/01→09/06		06/04→; Scheibenbremse; 	24.3727-1919.2	581919	L= 398
				→ 05/04; Fahrzeugproduktionsland Groß Britan- nien; Scheibenbremse; 	24.3727-1919.2	581919	L= 398
				→ 05/04; Fahrzeugproduktionsland Japan; Scheibenbremse; 	24.3727-1919.2	581919	L= 398
				→ 05/04; Fahrzeugproduktionsland Japan; Scheibenbremse; 	24.3727-1926.2	581926	L= 1.616
			→				

	kw			 	! #		
TOYOTA - COROLLA Kombi (E12_) 03/01→12/08							
Seilzug, Feststellbremse							
1.3 1.5	65 81	09/02→08/07 03/01→09/06		→ 05/04; Fahrzeugproduktionsland Japan; Scheibenbremse; <input type="checkbox"/>		24.3727-1927.2 581927	L= 1.688
				06/04→; Scheibenbremse; <input type="checkbox"/>		24.3727-1928.2 581928	L= 1.637
				→ 05/04; Fahrzeugproduktionsland Groß Britan- nien; Scheibenbremse; <input type="checkbox"/>		24.3727-1928.2 581928	L= 1.637
				06/04→; Scheibenbremse; <input type="checkbox"/>		24.3727-1929.2 581929	L= 1.698
				→ 05/04; Fahrzeugproduktionsland Groß Britan- nien; Scheibenbremse; <input type="checkbox"/>		24.3727-1929.2 581929	L= 1.698
1.4 D4-D 1.8	66 100	06/04→10/07 12/01→12/07		→ 10/06; Scheibenbremse; <input checked="" type="checkbox"/>		24.3727-1919.2 581919	L= 398
				→ 10/06; Scheibenbremse; <input type="checkbox"/>		24.3727-1928.2 581928	L= 1.637
				→ 10/06; Scheibenbremse; <input type="checkbox"/>		24.3727-1929.2 581929	L= 1.698
1.4 VVT-i	71	01/02→02/07		06/04→; Scheibenbremse; <input checked="" type="checkbox"/>		24.3727-1919.2 581919	L= 398
				02/02→ 05/04; Fahrzeugproduktionsland Groß Britan- nien; Scheibenbremse; <input checked="" type="checkbox"/>		24.3727-1919.2 581919	L= 398
				→ 05/04; Fahrzeugproduktionsland Japan; Scheibenbremse; <input checked="" type="checkbox"/>		24.3727-1919.2 581919	L= 398
				→ 05/04; Fahrzeugproduktionsland Japan; Scheibenbremse; <input type="checkbox"/>		24.3727-1926.2 581926	L= 1.616
				→ 05/04; Fahrzeugproduktionsland Japan; Scheibenbremse; <input type="checkbox"/>		24.3727-1927.2 581927	L= 1.688
				06/04→; Scheibenbremse; <input type="checkbox"/>		24.3727-1928.2 581928	L= 1.637
				02/02→ 05/04; Fahrzeugproduktionsland Groß Britan- nien; Scheibenbremse; <input type="checkbox"/>		24.3727-1928.2 581928	L= 1.637
				06/04→; Scheibenbremse; <input type="checkbox"/>		24.3727-1929.2 581929	L= 1.698
				02/02→ 05/04; Fahrzeugproduktionsland Groß Britan- nien; Scheibenbremse; <input type="checkbox"/>		24.3727-1929.2 581929	L= 1.698
1.6 VVT-i	81	01/02→08/07		08/02→ 05/04; Fahrzeugproduktionsland Groß Britan- nien; Scheibenbremse; <input checked="" type="checkbox"/>		24.3727-1919.2 581919	L= 398
				→ 05/04; Fahrzeugproduktionsland Japan; Scheibenbremse; <input checked="" type="checkbox"/>		24.3727-1919.2 581919	L= 398
				02/04→ 10/06; Scheibenbremse; <input checked="" type="checkbox"/>		24.3727-1919.2 581919	L= 398
				06/04→ 10/06; Scheibenbremse; <input checked="" type="checkbox"/>		24.3727-1919.2 581919	L= 398
				→ 05/04; Fahrzeugproduktionsland Japan; Scheibenbremse; <input type="checkbox"/>		24.3727-1926.2 581926	L= 1.616
				→ 05/04; Fahrzeugproduktionsland Japan; Scheibenbremse; <input type="checkbox"/>		24.3727-1927.2 581927	L= 1.688
				06/04→ 10/06; Scheibenbremse; <input type="checkbox"/>		24.3727-1928.2 581928	L= 1.637
				02/04→ 10/06; Scheibenbremse; <input type="checkbox"/>		24.3727-1928.2 581928	L= 1.637
				08/02→ 05/04; Fahrzeugproduktionsland Groß Britan- nien; Scheibenbremse; <input type="checkbox"/>		24.3727-1928.2 581928	L= 1.637
				08/02→ 05/04; Fahrzeugproduktionsland Groß Britan- nien; Scheibenbremse; <input type="checkbox"/>		24.3727-1929.2 581929	L= 1.698
				06/04→ 10/06; Scheibenbremse; <input type="checkbox"/>		24.3727-1929.2 581929	L= 1.698
				02/04→ 10/06; Scheibenbremse; <input type="checkbox"/>		24.3727-1929.2 581929	L= 1.698
2.0 D-4D	66	01/02→02/07		08/02→ 05/04; Fahrzeugproduktionsland Groß Britan- nien; Scheibenbremse; <input checked="" type="checkbox"/>		24.3727-1919.2 581919	L= 398
				→ 05/04; Fahrzeugproduktionsland Japan; Scheibenbremse; <input checked="" type="checkbox"/>		24.3727-1919.2 581919	L= 398
				→ 05/04; Fahrzeugproduktionsland Japan; Scheibenbremse; <input type="checkbox"/>		24.3727-1926.2 581926	L= 1.616
				→ 05/04; Fahrzeugproduktionsland Japan; Scheibenbremse; <input type="checkbox"/>		24.3727-1927.2 581927	L= 1.688











	kw					! #		
TOYOTA - COROLLA Kombi (_E12_) 03/01→12/08								
 Seilzug, Feststellbremse								
2.0 D-4D	66	01/02→02/07		08/02→ 05/04; Fahrzeugproduktionsland Groß Britan- nien; Scheibenbremse; <input type="checkbox"/>		24.3727-1928.2	581928	L= 1.637
				08/02→ 05/04; Fahrzeugproduktionsland Groß Britan- nien; Scheibenbremse; <input type="checkbox"/>		24.3727-1929.2	581929	L= 1.698
2.0 D-4D	85	04/04→02/07		→ 05/04; Fahrzeugproduktionsland Groß Britan- nien; Scheibenbremse; <input checked="" type="checkbox"/>		24.3727-1919.2	581919	L= 398
				06/04→ 10/06; Scheibenbremse; <input checked="" type="checkbox"/>		24.3727-1919.2	581919	L= 398
				→ 05/04; Fahrzeugproduktionsland Groß Britan- nien; Scheibenbremse; <input type="checkbox"/>		24.3727-1928.2	581928	L= 1.637
				06/04→ 10/06; Scheibenbremse; <input type="checkbox"/>		24.3727-1928.2	581928	L= 1.637
				→ 05/04; Fahrzeugproduktionsland Groß Britan- nien; Scheibenbremse; <input type="checkbox"/>		24.3727-1929.2	581929	L= 1.698
				06/04→ 10/06; Scheibenbremse; <input type="checkbox"/>		24.3727-1929.2	581929	L= 1.698
TOYOTA - COROLLA LEVIN Coupe (_E10_) 06/91→08/97								
 Seilzug, Feststellbremse								
1.6 GT	85	06/91→08/97		05/92→ 05/93; Trommelbremse; <input type="checkbox"/>		24.3727-1907.2	581907	L= 1.585
				05/92→ 05/93; Trommelbremse; <input type="checkbox"/>		24.3727-1908.2	581908	L= 1.603
				05/92→ 05/95; Scheibenbremse; <input type="checkbox"/>		24.3727-1922.2	581922	L= 1.448
				05/92→ 05/95; Scheibenbremse; <input type="checkbox"/>		24.3727-1923.2	581923	L= 1.457
TOYOTA - COROLLA Liftback (_E10_) 05/92→12/99								
 Radbremszylinder								
1.3 XLI	65	07/92→04/97	➔	<input type="checkbox"/>		24.3217-1734.3	020560	ALU
1.6 GLI	84	07/92→04/97				24.3219-1730.3	020447	GG
2.0 D	53	07/92→04/97	➔	<input type="checkbox"/>		24.3219-1729.3	020446	GG
Zubehörsatz, Bremsbacken								
1.3 XLI	65	07/92→04/97	➔			03.0137-9114.2	669114	
1.6 GLI	84	07/92→04/97						
2.0 D	53	07/92→04/97						
 Bremstrommel								
1.3 XLI	65	07/92→04/97	➔			24.0220-0023.1	480084	Ø 235 x 56 / 201
1.6 GLI	84	07/92→04/97						
2.0 D	53	07/92→04/97						
 Bremsbackensatz								
1.3 XLI	65	07/92→04/97	➔			03.0137-0221.2	650221	Ø 200 x 37
1.6 GLI	84	07/92→04/97				03.0137-0313.2	650313	Ø 200 x 37
2.0 D	53	07/92→04/97						
 Seilzug, Feststellbremse								
1.3 XLI	65	07/92→04/97		→ 05/93; Trommelbremse; <input type="checkbox"/>		24.3727-1907.2	581907	L= 1.585
1.6 GLI	84	07/92→04/97				24.3727-1908.2	581908	L= 1.603
2.0 D	53	07/92→04/97		→ 05/93; Trommelbremse; <input type="checkbox"/>				
TOYOTA - COROLLA Liftback (_E11_) 04/97→01/02								
 Radbremszylinder								
1.4	63	05/97→09/99	➔	<input type="checkbox"/>		24.3219-1729.3	020446	GG
			➔	<input type="checkbox"/>		24.3219-1730.3	020447	GG
1.4	71	10/99→01/02	➔	→ 12/01; <input type="checkbox"/>		24.3219-1729.3	020446	GG
1.6	81	02/00→01/02	➔			24.3219-1730.3	020447	GG
1.9 D	51	02/00→01/02	➔	→ 12/01; <input type="checkbox"/>		24.3219-1730.3	020447	GG
1.6	81	05/97→02/00	➔	→ 01/00; <input type="checkbox"/>		24.3219-1729.3	020446	GG
1.6 Aut.	79	05/97→02/00	➔	→ 01/00; <input type="checkbox"/>		24.3219-1730.3	020447	GG
2.0 D	53	04/97→02/00	➔	05/97→ 01/00; <input type="checkbox"/>		24.3219-1729.3	020446	GG
			➔	05/97→ 01/00; <input type="checkbox"/>		24.3219-1730.3	020447	GG
Zubehörsatz, Bremsbacken								
1.4	63	05/97→09/99	➔			03.0137-9114.2	669114	TRW
						03.0137-9301.2	669301	
1.4	71	10/99→01/02	➔	→ 12/01		03.0137-9114.2	669114	
➔								





























	kw					! #		
TOYOTA - COROLLA Liftback (E11) 04/97→01/02								
Zubehörsatz, Bremsbacken								
1.6 1.9 D	81 51	02/00→01/02 02/00→01/02	➡	→ 12/01			03.0137-9301.2 669301	TRW
1.6 1.6 Aut.	81 79	05/97→02/00 05/97→02/00	➡	→ 01/00			03.0137-9114.2 669114 03.0137-9301.2 669301	TRW
2.0 D	53	04/97→02/00	➡	05/97→ 01/00			03.0137-9114.2 669114 03.0137-9301.2 669301	TRW
 Bremstrommel								
1.4	63	05/97→09/99	➡				24.0220-0023.1 480084	Ø 235 x 56 / 201
1.4 1.6 1.9 D	71 81 51	10/99→01/02 02/00→01/02 02/00→01/02	➡	→ 12/01			24.0220-0023.1 480084	Ø 235 x 56 / 201
1.6 1.6 Aut.	81 79	05/97→02/00 05/97→02/00	➡	09/98→			24.0220-0023.1 480084	Ø 235 x 56 / 201
2.0 D	53	04/97→02/00	➡	05/97→ 01/00			24.0220-0023.1 480084	Ø 235 x 56 / 201
 Bremsbackensatz								
1.4	63	05/97→09/99	➡				03.0137-0313.2 650313	Ø 200 x 37
			➡	Fahrzeugproduktionsland Groß Britan- nien			03.0137-0375.2 650375	TRW Ø 200 x 37 + HEB
1.4 1.6 1.9 D	71 81 51	10/99→01/02 02/00→01/02 02/00→01/02	➡	→ 12/01			03.0137-0313.2 650313	Ø 200 x 37
			➡	→ 12/01; Fahrzeugproduktionsland Groß Britan- nien			03.0137-0375.2 650375	TRW Ø 200 x 37 + HEB
1.6 1.6 Aut.	81 79	05/97→02/00 05/97→02/00	➡	→ 01/00			03.0137-0313.2 650313	Ø 200 x 37
			➡	→ 01/00; Fahrzeugproduktionsland Groß Britan- nien			03.0137-0375.2 650375	TRW Ø 200 x 37 + HEB
2.0 D	53	04/97→02/00	➡	05/97→ 01/00			03.0137-0313.2 650313	Ø 200 x 37
			➡	05/97→ 01/00; Fahrzeugproduktionsland Groß Britan- nien			03.0137-0375.2 650375	TRW Ø 200 x 37 + HEB
 Seilzug, Feststellbremse								
1.4	63	05/97→09/99		→ 07/98; Trommelbremse; <input type="checkbox"/>			24.3727-1907.2 581907	L= 1.585
				→ 07/98; Trommelbremse; <input type="checkbox"/>			24.3727-1908.2 581908	L= 1.603
				08/98→; Scheibenbremse; <input checked="" type="checkbox"/>			24.3727-1918.2 581918	L= 292
				→ 07/98; Trommelbremse; <input checked="" type="checkbox"/>			24.3727-1918.2 581918	L= 292
				08/98→; Scheibenbremse; <input type="checkbox"/>			24.3727-1922.2 581922	L= 1.448
				08/98→; Scheibenbremse; <input type="checkbox"/>			24.3727-1923.2 581923	L= 1.457
1.4	71	10/99→01/02		→ 12/01; Trommelbremse; <input type="checkbox"/>			24.3727-1907.2 581907	L= 1.585
				→ 12/01; Trommelbremse; <input type="checkbox"/>			24.3727-1908.2 581908	L= 1.603
				→ 12/01; Scheibenbremse; <input checked="" type="checkbox"/>			24.3727-1918.2 581918	L= 292
				→ 12/01; Trommelbremse; <input checked="" type="checkbox"/>			24.3727-1918.2 581918	L= 292
				→ 12/01; Scheibenbremse; Fahrzeugproduktionsland Japan; <input type="checkbox"/>			24.3727-1922.2 581922	L= 1.448
				→ 12/01; Scheibenbremse; Fahrzeugproduktionsland Japan; <input type="checkbox"/>			24.3727-1923.2 581923	L= 1.457
1.6 1.6 Aut.	81 79	05/97→02/00 05/97→02/00		→ 07/98; Trommelbremse; <input type="checkbox"/>			24.3727-1907.2 581907	L= 1.585
				→ 07/98; Trommelbremse; <input type="checkbox"/>			24.3727-1908.2 581908	L= 1.603
				→ 07/98; Trommelbremse; <input checked="" type="checkbox"/>			24.3727-1918.2 581918	L= 292
				08/98→ 01/00; Scheibenbremse; <input checked="" type="checkbox"/>			24.3727-1918.2 581918	L= 292
				08/98→ 01/00; Scheibenbremse; <input type="checkbox"/>			24.3727-1922.2 581922	L= 1.448
				08/98→ 01/00; Scheibenbremse; <input type="checkbox"/>			24.3727-1923.2 581923	L= 1.457
1.6 1.9 D	81 51	02/00→01/02 02/00→01/02		→ 12/01; Trommelbremse; <input type="checkbox"/>			24.3727-1907.2 581907	L= 1.585
				→ 12/01; Trommelbremse; <input type="checkbox"/>			24.3727-1908.2 581908	L= 1.603
				→ 12/01; Trommelbremse; <input checked="" type="checkbox"/>			24.3727-1918.2 581918	L= 292
				→ 12/01; Scheibenbremse; <input checked="" type="checkbox"/>			24.3727-1918.2 581918	L= 292
				→ 12/01; Scheibenbremse; <input type="checkbox"/>			24.3727-1922.2 581922	L= 1.448
				→ 12/01; Scheibenbremse; <input type="checkbox"/>			24.3727-1923.2 581923	L= 1.457
2.0 D	53	04/97→02/00		05/97→ 07/98; Trommelbremse; <input type="checkbox"/>			24.3727-1907.2 581907	L= 1.585
				05/97→ 07/98; Trommelbremse; <input type="checkbox"/>			24.3727-1908.2 581908	L= 1.603
				08/98→ 01/00; Scheibenbremse; <input checked="" type="checkbox"/>			24.3727-1918.2 581918	L= 292
				05/97→ 07/98; Trommelbremse; <input checked="" type="checkbox"/>			24.3727-1918.2 581918	L= 292
				08/98→ 01/00; Scheibenbremse; <input type="checkbox"/>			24.3727-1922.2 581922	L= 1.448
→								














	kw			 	! #		
TOYOTA - COROLLA Liftback (_E11_) 04/97→01/02							
 Seilzug, Feststellbremse							
2.0 D	53	04/97→02/00		08/98→ 01/00; Scheibenbremse; <input type="checkbox"/>		24.3727-1923.2 581923	L= 1.457
2.0 D-4D	66	09/00→01/02		→ 12/01; Scheibenbremse; <input checked="" type="checkbox"/>		24.3727-1918.2 581918	L= 292
				→ 12/01; Scheibenbremse; <input type="checkbox"/>		24.3727-1922.2 581922	L= 1.448
				→ 12/01; Scheibenbremse; <input type="checkbox"/>		24.3727-1923.2 581923	L= 1.457
TOYOTA - COROLLA Stufenheck (_E12_) 08/00→03/08							
 Radbremszylinder							
1.8	92 - 97	03/01→12/05	<input checked="" type="checkbox"/>	<input type="checkbox"/>		24.3217-1721.3 020489	ALU
			<input checked="" type="checkbox"/>	<input type="checkbox"/>		24.3217-1722.3 020490	ALU
 Bremsbackensatz							
1.8	92 - 97	03/01→12/05	<input checked="" type="checkbox"/>			03.0137-0364.2 650364	Ø 200 x 32
 Bremsbackensatz, Feststellbremse							
1.3	65	08/00→05/04	<input checked="" type="checkbox"/>	Fahrzeugproduktionsland Japan		03.0137-0459.2 650459	Ø 172 x 32
			<input checked="" type="checkbox"/>			03.0137-0464.2 650464	Ø 172 x 22 + HEB
			<input checked="" type="checkbox"/>	Fahrzeugproduktionsland Großbritannien		03.0137-0464.2 650464	Ø 172 x 22 + HEB
1.4 D-4D	66	06/04→10/06	<input checked="" type="checkbox"/>			03.0137-0464.2 650464	Ø 172 x 22 + HEB
1.4 VVT-i 1.5	71 80	10/01→10/06 11/01→07/07	<input checked="" type="checkbox"/>	→ 05/04; Fahrzeugproduktionsland Japan		03.0137-0459.2 650459	Ø 172 x 32
			<input checked="" type="checkbox"/>	→ 05/04; Fahrzeugproduktionsland Großbritannien		03.0137-0464.2 650464	Ø 172 x 22 + HEB
			<input checked="" type="checkbox"/>	06/04→		03.0137-0464.2 650464	Ø 172 x 22 + HEB
1.6 VVT-i	81	10/01→03/08	<input checked="" type="checkbox"/>	01/02→ 05/04; Fahrzeugproduktionsland Japan		03.0137-0459.2 650459	Ø 172 x 32
			<input checked="" type="checkbox"/>	08/02→ 05/04; Fahrzeugproduktionsland Großbritannien		03.0137-0464.2 650464	Ø 172 x 22 + HEB
			<input checked="" type="checkbox"/>	06/04→ 10/06		03.0137-0464.2 650464	Ø 172 x 22 + HEB
1.8	92 - 100	11/01→10/06	<input checked="" type="checkbox"/>	Fahrzeugproduktionsland Japan		03.0137-0459.2 650459	Ø 172 x 32
1.8	96	03/01→07/05	<input checked="" type="checkbox"/>	01/02→ 05/04; Fahrzeugproduktionsland Japan		03.0137-0459.2 650459	Ø 172 x 32
2.0 D-4D	66	01/02→12/06	<input checked="" type="checkbox"/>	→ 05/04; Fahrzeugproduktionsland Japan		03.0137-0459.2 650459	Ø 172 x 32
			<input checked="" type="checkbox"/>	→ 05/04; Fahrzeugproduktionsland Großbritannien		03.0137-0464.2 650464	Ø 172 x 22 + HEB
			<input checked="" type="checkbox"/>	05/03→ 05/04; Fahrzeugproduktionsland Großbritannien		03.0137-0464.2 650464	Ø 172 x 22 + HEB
2.0 D-4D	85	06/04→07/07	<input checked="" type="checkbox"/>	→ 10/06		03.0137-0464.2 650464	Ø 172 x 22 + HEB
Zubehörsatz, Feststellbremsbacken							
1.3	65	08/00→05/04	<input checked="" type="checkbox"/>			03.0137-9294.2 669294	
			<input checked="" type="checkbox"/>	Fahrzeugproduktionsland Großbritannien		03.0137-9294.2 669294	
			<input checked="" type="checkbox"/>	Fahrzeugproduktionsland Japan		03.0137-9335.2 669335	
1.4 D-4D	66	06/04→10/06	<input checked="" type="checkbox"/>			03.0137-9294.2 669294	
1.4 VVT-i 1.5	71 80	10/01→10/06 11/01→07/07	<input checked="" type="checkbox"/>	→ 05/04; Fahrzeugproduktionsland Großbritannien		03.0137-9294.2 669294	
			<input checked="" type="checkbox"/>	06/04→		03.0137-9294.2 669294	
			<input checked="" type="checkbox"/>	→ 05/04; Fahrzeugproduktionsland Japan		03.0137-9335.2 669335	
1.6 VVT-i	81	10/01→03/08	<input checked="" type="checkbox"/>	08/02→ 05/04; Fahrzeugproduktionsland Großbritannien		03.0137-9294.2 669294	
			<input checked="" type="checkbox"/>	06/04→ 10/06		03.0137-9294.2 669294	
			<input checked="" type="checkbox"/>	01/02→ 05/04; Fahrzeugproduktionsland Japan		03.0137-9335.2 669335	
1.8	92 - 100	11/01→10/06	<input checked="" type="checkbox"/>	Fahrzeugproduktionsland Japan		03.0137-9335.2 669335	
1.8	96	03/01→07/05	<input checked="" type="checkbox"/>	01/02→ 05/04; Fahrzeugproduktionsland Japan		03.0137-9335.2 669335	
→							

















	kw			 	! #			
TOYOTA - COROLLA Stufenheck (_E12_) 08/00→03/08								
Zubehörsatz, Feststellbremsbacken								
2.0 D-4D	66	01/02→12/06	➡	→ 05/04; Fahrzeugproduktionsland Groß Britan- nien		03.0137-9294.2	669294	
			➡	05/03→ 05/04; Fahrzeugproduktionsland Groß Britan- nien		03.0137-9294.2	669294	
			➡	→ 05/04; Fahrzeugproduktionsland Japan		03.0137-9335.2	669335	
2.0 D-4D	85	06/04→07/07	➡	→ 10/06		03.0137-9294.2	669294	
 Seilzug, Feststellbremse								
1.3	65	08/00→05/04		Scheibenbremse; 		24.3727-1919.2	581919	L= 398
				Fahrzeugproduktionsland Groß Britan- nien; Scheibenbremse; 		24.3727-1919.2	581919	L= 398
				Fahrzeugproduktionsland Japan; Scheibenbremse; 		24.3727-1919.2	581919	L= 398
				Fahrzeugproduktionsland Japan; Scheibenbremse; 		24.3727-1926.2	581926	L= 1.616
				Fahrzeugproduktionsland Japan; Scheibenbremse; 		24.3727-1927.2	581927	L= 1.688
				Scheibenbremse; 		24.3727-1928.2	581928	L= 1.637
				Fahrzeugproduktionsland Groß Britan- nien; Scheibenbremse; 		24.3727-1928.2	581928	L= 1.637
				Scheibenbremse; 		24.3727-1929.2	581929	L= 1.698
				Fahrzeugproduktionsland Groß Britan- nien; Scheibenbremse; 		24.3727-1929.2	581929	L= 1.698
1.4 D-4D	66	06/04→10/06		Scheibenbremse; 		24.3727-1919.2	581919	L= 398
				Scheibenbremse; 		24.3727-1928.2	581928	L= 1.637
				Scheibenbremse; 		24.3727-1929.2	581929	L= 1.698
1.4 VVT-i 1.5	71 80	10/01→10/06 11/01→07/07		06/04→; Scheibenbremse; 		24.3727-1919.2	581919	L= 398
				→ 05/04; Fahrzeugproduktionsland Japan; Scheibenbremse; 		24.3727-1919.2	581919	L= 398
				→ 05/04; Fahrzeugproduktionsland Groß Britan- nien; Scheibenbremse; 		24.3727-1919.2	581919	L= 398
				→ 05/04; Fahrzeugproduktionsland Japan; Scheibenbremse; 		24.3727-1926.2	581926	L= 1.616
				→ 05/04; Fahrzeugproduktionsland Japan; Scheibenbremse; 		24.3727-1927.2	581927	L= 1.688
				06/04→; Scheibenbremse; 		24.3727-1928.2	581928	L= 1.637
				→ 05/04; Fahrzeugproduktionsland Groß Britan- nien; Scheibenbremse; 		24.3727-1928.2	581928	L= 1.637
				06/04→; Scheibenbremse; 		24.3727-1929.2	581929	L= 1.698
				→ 05/04; Fahrzeugproduktionsland Groß Britan- nien; Scheibenbremse; 		24.3727-1929.2	581929	L= 1.698
1.6 VVT-i	81	10/01→03/08		01/02→ 05/04; Fahrzeugproduktionsland Japan; Scheibenbremse; 		24.3727-1919.2	581919	L= 398
				08/02→ 05/04; Fahrzeugproduktionsland Groß Britan- nien; Scheibenbremse; 		24.3727-1919.2	581919	L= 398
				02/04→ 10/06; Scheibenbremse; 		24.3727-1919.2	581919	L= 398
				06/04→ 10/06; Scheibenbremse; 		24.3727-1919.2	581919	L= 398
				01/02→ 05/04; Fahrzeugproduktionsland Japan; Scheibenbremse; 		24.3727-1926.2	581926	L= 1.616
				01/02→ 05/04; Fahrzeugproduktionsland Japan; Scheibenbremse; 		24.3727-1927.2	581927	L= 1.688
				06/04→ 10/06; Scheibenbremse; 		24.3727-1928.2	581928	L= 1.637
				02/04→ 10/06; Scheibenbremse; 		24.3727-1928.2	581928	L= 1.637
				08/02→ 05/04; Fahrzeugproduktionsland Groß Britan- nien; Scheibenbremse; 		24.3727-1928.2	581928	L= 1.637
→								



















	kw					! #		
TOYOTA - COROLLA Stufenheck (_E12_) 08/00→03/08								
 Seilzug, Feststellbremse								
1.6 VVT-i	81	10/01→03/08		08/02→ 05/04; Fahrzeugproduktionsland Groß Britan- nien; Scheibenbremse; <input type="checkbox"/>		24.3727-1929.2	581929	L= 1.698
				06/04→ 10/06; Scheibenbremse; <input type="checkbox"/>		24.3727-1929.2	581929	L= 1.698
				02/04→ 10/06; Scheibenbremse; <input type="checkbox"/>		24.3727-1929.2	581929	L= 1.698
1.8	92 - 100	11/01→10/06		Fahrzeugproduktionsland Japan; Scheibenbremse; <input type="checkbox"/>		24.3727-1919.2	581919	L= 398
				Fahrzeugproduktionsland Japan; Scheibenbremse; <input type="checkbox"/>		24.3727-1926.2	581926	L= 1.616
				Fahrzeugproduktionsland Japan; Scheibenbremse; <input type="checkbox"/>		24.3727-1927.2	581927	L= 1.688
1.8	96	03/01→07/05		01/02→ 05/04; Fahrzeugproduktionsland Japan; Scheibenbremse; <input type="checkbox"/>		24.3727-1919.2	581919	L= 398
				01/02→ 05/04; Fahrzeugproduktionsland Japan; Scheibenbremse; <input type="checkbox"/>		24.3727-1926.2	581926	L= 1.616
				01/02→ 05/04; Fahrzeugproduktionsland Japan; Scheibenbremse; <input type="checkbox"/>		24.3727-1927.2	581927	L= 1.688
2.0 D-4D	66	01/02→12/06		05/03→ 05/04; Fahrzeugproduktionsland Groß Britan- nien; Scheibenbremse; <input type="checkbox"/>		24.3727-1919.2	581919	L= 398
				→ 05/04; Fahrzeugproduktionsland Japan; Scheibenbremse; <input type="checkbox"/>		24.3727-1919.2	581919	L= 398
				→ 05/04; Fahrzeugproduktionsland Groß Britan- nien; Scheibenbremse; <input type="checkbox"/>		24.3727-1919.2	581919	L= 398
				→ 05/04; Fahrzeugproduktionsland Japan; Scheibenbremse; <input type="checkbox"/>		24.3727-1926.2	581926	L= 1.616
				→ 05/04; Fahrzeugproduktionsland Japan; Scheibenbremse; <input type="checkbox"/>		24.3727-1927.2	581927	L= 1.688
				05/03→ 05/04; Fahrzeugproduktionsland Groß Britan- nien; Scheibenbremse; <input type="checkbox"/>		24.3727-1928.2	581928	L= 1.637
				→ 05/04; Fahrzeugproduktionsland Groß Britan- nien; Scheibenbremse; <input type="checkbox"/>		24.3727-1928.2	581928	L= 1.637
				05/03→ 05/04; Fahrzeugproduktionsland Groß Britan- nien; Scheibenbremse; <input type="checkbox"/>		24.3727-1929.2	581929	L= 1.698
				→ 05/04; Fahrzeugproduktionsland Groß Britan- nien; Scheibenbremse; <input type="checkbox"/>		24.3727-1929.2	581929	L= 1.698
2.0 D-4D	85	06/04→07/07		→ 10/06; Scheibenbremse; <input type="checkbox"/>		24.3727-1919.2	581919	L= 398
				→ 10/06; Scheibenbremse; <input type="checkbox"/>		24.3727-1928.2	581928	L= 1.637
				→ 10/06; Scheibenbremse; <input type="checkbox"/>		24.3727-1929.2	581929	L= 1.698
TOYOTA - COROLLA Stufenheck (_E15_) 10/06→								
 Seilzug, Feststellbremse								
1.33	74	12/08→07/14		→ 05/13; Scheibenbremse; <input type="checkbox"/>		24.3727-1935.2	581935	L= 1.585
1.6	97	11/06→11/13		→ 05/13; Scheibenbremse; <input type="checkbox"/>		24.3727-1936.2	581936	L= 1.576
1.4 D-4D	66	10/06→07/14		Scheibenbremse; <input type="checkbox"/>		24.3727-1957.2	581957	L= 1.886
				Scheibenbremse; <input type="checkbox"/>		24.3727-1958.2	581958	L= 1.917
1.4 VVT-i	71	11/06→11/13		→ 12/08; Scheibenbremse; <input type="checkbox"/>		24.3727-1935.2	581935	L= 1.585
1.6 Dual VVTi	91	01/07→07/14						
1.6 VVTi	81	08/07→06/13		→ 12/08; Scheibenbremse; <input type="checkbox"/>		24.3727-1936.2	581936	L= 1.576
1.8	100	10/06→07/14						
1.6 VVTi	100	03/07→12/10		Scheibenbremse; <input type="checkbox"/>		24.3727-1935.2	581935	L= 1.585
1.8	97 - 99	12/07→07/14		Scheibenbremse; <input type="checkbox"/>		24.3727-1936.2	581936	L= 1.576
1.8 VVTi	97	01/08→07/14						
2.0 D-4D	93	11/06→07/14		→ 05/13; Scheibenbremse; <input type="checkbox"/>		24.3727-1957.2	581957	L= 1.886
				→ 05/13; Scheibenbremse; <input type="checkbox"/>		24.3727-1958.2	581958	L= 1.917
TOYOTA - COROLLA Verso (_E12_) 07/01→05/07								
 Bremsbackensatz, Feststellbremse								
1.6 VVT-i	81	08/01→05/04	➔			03.0137-0459.2	650459	Ø 172 x 32
1.8 VVT-i	99	12/01→05/04						
➔								


















	kw					! #		
TOYOTA - COROLLA Verso (_E12_) 07/01→05/07								
 Bremsbackensatz, Feststellbremse								
2.0 D-4D	66	01/02→05/04	➔				03.0137-0459.2 650459	Ø 172 x 32
Zubehörsatz, Feststellbremsbacken								
1.6 VVT-i	81	08/01→05/04	➔				03.0137-9335.2 669335	
1.8 VVT-i	99	12/01→05/04						
2.0 D-4D	66	01/02→05/04						
 Seilzug, Feststellbremse								
1.6 VVT-i	81	08/01→05/04		Scheibenbremse; 		24.3727-1917.2 581917		L= 408
1.8 VVT-i	99	12/01→05/04		Scheibenbremse; 		24.3727-1926.2 581926		L= 1.616
2.0 D-4D	66	01/02→05/04		Scheibenbremse; 		24.3727-1927.2 581927		L= 1.688
TOYOTA - COROLLA Verso (ZER_, ZZE12_, R1_) 03/04→04/09								
 Bremsbackensatz, Feststellbremse								
1.3 VVTi	64	03/04→03/09	➔	05/04→			03.0137-3020.2 653020	Ø 180 x 32 + HEB
1.6	81	04/04→03/09						
1.8	95	04/04→03/09						
2.0 D-4D	85	04/04→03/09						
2.2 D-4D	100 - 130	10/05→03/09	➔				03.0137-3020.2 653020	Ø 180 x 32 + HEB
Zubehörsatz, Feststellbremsbacken								
1.3 VVTi	64	03/04→03/09	➔				03.0137-9336.2 669336	
1.6	81	04/04→03/09						
1.8	95	04/04→03/09						
2.0 D-4D	85	04/04→03/09						
2.2 D-4D	100 - 130	10/05→03/09						
 Seilzug, Feststellbremse								
1.3 VVTi	64	03/04→03/09		05/04→; Scheibenbremse; 		24.3727-1939.2 581939		L= 1.927
1.6	81	04/04→03/09		05/04→; Scheibenbremse; 		24.3727-1940.2 581940		L= 1.984
1.8	95	04/04→03/09		05/04→; Scheibenbremse; 		24.3727-1941.2 581941		L= 276
2.0 D-4D	85	04/04→03/09		05/04→; Scheibenbremse; 		24.3727-1941.2 581941		L= 276
2.2 D-4D	100 - 130	10/05→03/09		Scheibenbremse; 		24.3727-1939.2 581939		L= 1.927
				Scheibenbremse; 		24.3727-1940.2 581940		L= 1.984
				Scheibenbremse; 		24.3727-1941.2 581941		L= 276
TOYOTA - DYNA 100 Pritsche/Fahrgestell (LY1_, YY1_) 05/95→07/01								
 Bremsbackensatz								
2.4 D	54 - 58	05/95→07/01	➔				03.0137-0193.2 650193	Ø 254 x 52
TOYOTA - ECHO Stufenheck (_P1_) 08/99→01/06								
 Radbremszylinder								
1.3	60 - 64	04/03→08/05	➔			24.3217-1721.3 020489		ALU
1.5	78 - 81	08/99→12/05	➔			24.3217-1722.3 020490		ALU
 Bremstrommel								
1.5	78 - 81	08/99→12/05	➔			24.0220-0047.1 480199		Ø 233 x 41 / 201
 Bremsbackensatz								
1.5	78 - 81	08/99→12/05	➔			03.0137-0364.2 650364		Ø 200 x 32
						03.0520-4317.3 694317		Ø 200 x 32 + RZ / + Zub TopKit
TOYOTA - FJ CRUISER (GSJ1_) 06/05→01/18								
 Bremsbackensatz, Feststellbremse								
4.0	178	01/06→12/11	➔				03.0137-3007.2 653007	Ø 209 x 45 - HEB
4.0 4WD	178 - 203	06/05→01/18						
4.0 4WD	191	01/10→06/14	➔	12/10→			03.0137-3007.2 653007	Ø 209 x 45 - HEB
Zubehörsatz, Feststellbremsbacken								
4.0	178	01/06→12/11	➔				03.0137-9272.2 669272	
4.0 4WD	178 - 203	06/05→01/18						
4.0 4WD	191	01/10→06/14	➔	12/10→			03.0137-9272.2 669272	













	kw			 	! #		
TOYOTA - FORTUNER (_N5_, _N6_) 06/04→09/15							
 Radbremszylinder							
2.5 D-4D	75 - 106	06/04→05/15	➔		2	24.3222-1746.3 020582	ALU
2.5 D-4D 4WD	75 - 106	01/09→05/15					
2.7	118	06/04→05/15					
2.7 4WD	118	06/04→05/15					
3.0 D 4WD	120 - 126	06/04→05/15					
4.0 4WD	175	01/05→05/15					
Zubehörsatz, Bremsbacken							
2.5 D-4D	75 - 106	06/04→05/15	➔			03.0137-9345.2 669345	
2.5 D-4D 4WD	75 - 106	01/09→05/15					
2.7	118	06/04→05/15					
2.7 4WD	118	06/04→05/15					
3.0 D 4WD	120 - 126	06/04→05/15					
4.0 4WD	175	01/05→05/15					
 Bremstrommel							
2.5 D-4D	75 - 106	06/04→05/15	➔			24.0229-5003.1 480306	Ø 344,5 x 67 / 297
2.5 D-4D 4WD	75 - 106	01/09→05/15					
2.7	118	06/04→05/15					
2.7 4WD	118	06/04→05/15					
3.0 D 4WD	120 - 126	06/04→05/15					
4.0 4WD	175	01/05→05/15					
 Bremsbackensatz							
2.5 D-4D	75 - 106	06/04→05/15	➔			03.0137-0485.2 650485	Ø 295 x 62 - HEB
2.5 D-4D 4WD	75 - 106	01/09→05/15					
2.7	118	06/04→05/15					
2.7 4WD	118	06/04→05/15					
3.0 D 4WD	120 - 126	06/04→05/15					
4.0 4WD	175	01/05→05/15					
TOYOTA - FORTUNER (_N15_, _N16_) 05/15→							
 Radbremszylinder							
2.7	120 - 122	05/15→	➔		2	24.3222-1746.3 020582	ALU
2.7 4x4	120 - 122	05/15→					
2.8 D	130	05/15→					
2.8 D 4x4	130	05/15→					
Zubehörsatz, Bremsbacken							
2.7	120 - 122	05/15→	➔			03.0137-9345.2 669345	
2.7 4x4	120 - 122	05/15→					
2.8 D	130	05/15→					
2.8 D 4x4	130	05/15→					
 Bremstrommel							
2.7	120 - 122	05/15→	➔			24.0229-5003.1 480306	Ø 344,5 x 67 / 297
2.7 4x4	120 - 122	05/15→					
2.8 D	130	05/15→					
2.8 D 4x4	130	05/15→					
 Bremsbackensatz							
2.7	120 - 122	05/15→	➔			03.0137-0485.2 650485	Ø 295 x 62 - HEB
2.7 4x4	120 - 122	05/15→					
2.8 D	130	05/15→					
2.8 D 4x4	130	05/15→					













	kw			 	! #		
TOYOTA - GAIA (_M1_) 05/98→08/04							
 Bremsbackensatz							
2.0 VVTi	99	05/98→08/04	➔			03.0137-0398.2 650398	Ø 229 x 42 + HEB
2.0 VVTi 4WD	112	05/98→08/04					
2.2 TD	69	05/98→08/04					
TOYOTA - HARRIER (_U1_) 05/97→02/03							
 Bremsbackensatz, Feststellbremse							
2.2 4WD	103	05/97→01/03	➔			03.0137-0402.2 650402	Ø 170 x 40
2.4	118	06/00→01/03					
2.4 4WD	118	06/00→01/03					
3.0	164	03/98→01/03					
3.0 4WD	164	03/98→01/03					
TOYOTA - HARRIER (_U3_) 02/03→12/13							
 Bremsbackensatz, Feststellbremse							
2.4	118	02/03→12/13	➔	10/03→		03.0137-0400.2 650400	Ø 190 x 45
2.4 4WD	118	10/03→06/12	➔			03.0137-0400.2 650400	Ø 190 x 45
3.3 Hybrid 4WD	155	03/05→09/13					
3.5	206	04/05→12/08					
3.5 4WD	206	04/05→12/08					
TOYOTA - HIACE / COMMUTER V Bus (TRH2__, KDH2__, LH2__, GDH2__) 08/04→							
 Radbremszylinder							
2.5 D-4D	75	09/06→	➔			24.3225-1705.3 020594	GG
2.5 D-4D 4WD	94	08/04→09/07	➔	09/06→		24.3225-1705.3 020594	GG
 Bremstrommel							
2.5 D-4D	75	09/06→	➔			24.0227-0004.1 480303	Ø 314 x 66,5 / 272
 Bremsbackensatz							
2.5 D-4D	75	09/06→	➔			03.0137-0468.2 650468	Ø 270 x 55 - HEB
2.5 D-4D 4WD	94	08/04→09/07	➔	09/06→		03.0137-0468.2 650468	Ø 270 x 55 - HEB
3.0 D	100	05/10→	➔			03.0137-0308.2 650308	Ø 295 x 51
TOYOTA - HIACE IV Bus (_H1_, _H2_) 08/95→12/12							
 Radbremszylinder							
2.4	85	08/95→04/98	➔	→ 07/96		24.3225-1705.3 020594	GG
2.4 D	58 - 61	08/95→08/01	➔	08/96→		24.3225-1705.3 020594	GG
2.4 TD	66	08/95→08/01					
2.4 4WD	85	08/95→04/98	➔			24.3225-1705.3 020594	GG
2.4 D	55	08/95→08/01					
2.4 TD 4WD	66	08/95→08/01					
2.5 D-4D	65 - 75	08/01→12/12					
2.5 D-4D 4WD	75 - 86	11/01→12/12					
2.7	105 - 111	04/98→05/19					
2.7 4WD	106	07/98→06/05					
2.5 D-4D	86	08/06→12/12	➔	09/06→		24.3225-1705.3 020594	GG
2.7	106	07/98→12/06	➔	→ 06/06		24.3225-1705.3 020594	GG
2.7 4WD	105	04/98→08/06					
 Bremstrommel							
2.4	85	08/95→04/98	➔			24.0227-0004.1 480303	Ø 314 x 66,5 / 272
2.4 D	55 - 61	08/95→08/01					
2.4 TD	66	08/95→08/01					
2.5 D-4D	70	09/06→12/12					
2.7	105	04/98→11/01					
2.5 D-4D	86	08/06→12/12	➔	09/06→		24.0227-0004.1 480303	Ø 314 x 66,5 / 272
2.7	106	07/98→12/06	➔	→ 06/06		24.0227-0004.1 480303	Ø 314 x 66,5 / 272
 Bremsbackensatz							
2.4	85	08/95→04/98	➔			03.0137-0468.2 650468	Ø 270 x 55 - HEB
2.4 4WD	85	08/95→04/98					
2.4 D	55 - 61	08/95→08/01					
→							







































	kW					! #		
TOYOTA - HIACE IV Bus (_H1_, _H2_) 08/95→12/12								
 Bremsbackensatz								
2.4 TD	66	08/95→08/01	➔				03.0137-0468.2 650468	Ø 270 x 55 - HEB
2.4 TD 4WD	66	08/95→08/01						
2.5 D-4D	65	08/01→12/12						
	75							
2.5 D-4D 4WD	75	11/01→12/12						
	86							
2.7	105	04/98→05/19						
	111							
2.7 4WD	106	07/98→06/05						
2.5 D-4D	86	08/06→12/12	➔	09/06→			03.0137-0468.2 650468	Ø 270 x 55 - HEB
2.7	106	07/98→12/06	➔	→ 06/06			03.0137-0468.2 650468	Ø 270 x 55 - HEB
2.7 4WD	105	04/98→08/06						
TOYOTA - HIACE IV Bus (_H1_) 08/87→12/04								
 Radbremsszylinder								
2.0	74	08/89→04/98	➔	08/95→			24.3225-1705.3 020594	GG
 Bremstrommel								
2.0	74	08/89→04/98	➔	08/95→			24.0227-0004.1 480303	Ø 314 x 66,5 / 272
 Bremsbackensatz								
2.0	74	08/89→04/98	➔	08/95→			03.0137-0468.2 650468	Ø 270 x 55 - HEB
TOYOTA - HIACE IV Kasten (_H1_, _H2_) 08/95→12/12								
 Radbremsszylinder								
2.4	85	08/95→11/03	➔				24.3225-1705.3 020594	GG
2.4 4WD	85	08/95→04/98						
2.4 TD 4WD	66	08/95→08/01						
2.5 D-4D	65	08/01→12/12						
	86							
2.5 D-4D 4WD	65	08/01→12/12						
	86							
2.7	105	04/98→06/05						
2.7 4WD	106	07/98→06/05						
2.4	88	08/95→08/04	➔	08/96→ 04/98			24.3225-1705.3 020594	GG
			➔	→ 07/96			24.3225-1705.3 020594	GG
2.4 D	55	08/95→08/01	➔	→ 07/96			24.3225-1705.3 020594	GG
2.4 TD	61							
	66	08/95→08/01	➔	08/96→			24.3225-1705.3 020594	GG
 Bremstrommel								
2.4	85	08/95→11/03	➔				24.0227-0004.1 480303	Ø 314 x 66,5 / 272
2.4 D	55	08/95→08/01						
	61							
2.4 TD	66	08/95→08/01						
2.5 D-4D	70	09/06→12/12						
	86							
2.7	105	04/98→06/05						
2.4	88	08/95→08/04	➔	→ 04/98			24.0227-0004.1 480303	Ø 314 x 66,5 / 272
 Bremsbackensatz								
2.4	85	08/95→11/03	➔				03.0137-0468.2 650468	Ø 270 x 55 - HEB
2.4 4WD	85	08/95→04/98						
2.4 D	55	08/95→08/01						
	61							
2.4 TD	66	08/95→08/01						
2.4 TD 4WD	66	08/95→08/01						
2.5 D-4D	65	08/01→12/12						
	86							
2.5 D-4D 4WD	65	08/01→12/12						
	86							
2.7	105	04/98→06/05						
2.7 4WD	106	07/98→06/05						
2.4	88	08/95→08/04	➔	→ 04/98			03.0137-0468.2 650468	Ø 270 x 55 - HEB
TOYOTA - HIACE IV Kasten (_H1_) 08/89→02/05								
 Radbremsszylinder								
2.4	85	08/89→07/98	➔				24.3225-1705.3 020594	GG
 Bremstrommel								
2.4	85	08/89→07/98	➔				24.0227-0004.1 480303	Ø 314 x 66,5 / 272
→								

	kw					! #		
TOYOTA - HIACE IV Kasten (_H1_) 08/89→02/05								
 Bremsbackensatz								
2.4	85	08/89→07/98	➔				03.0137-0468.2 650468	Ø 270 x 55 - HEB
TOYOTA - HIACE V Kasten (TRH2_, KDH2_, LH2_, GDH2_) 06/04→								
 Radbremsszylinder								
2.5 D-4D	70 - 86	06/04→	➔				24.3225-1705.3 020594	GG
 Bremstrommel								
2.5 D-4D	70 - 86	06/04→	➔				24.0227-0004.1 480303	Ø 314 x 66,5 / 272
 Bremsbackensatz								
2.5 D-4D	70 - 86	06/04→	➔				03.0137-0468.2 650468	Ø 270 x 55 - HEB
TOYOTA - HIGHLANDER / KLUGER (_U2_) 06/00→12/10								
 Bremsbackensatz, Feststellbremse								
2.4	115 - 116	06/00→05/07	➔				03.0137-0402.2 650402	Ø 170 x 40
2.4 4WD	115	06/00→09/03						
3.0	164	11/00→12/03						
3.0 4WD	164	11/00→07/03						
3.3	171	08/03→05/07						
3.3 4WD	171	10/03→05/07						
3.3 Hybrid	200	03/05→12/07						
3.3 Hybrid 4WD	200	03/05→12/10						
Zubehörsatz, Feststellbremsbacken								
2.4	115	06/00→05/07	➔				03.0137-9324.2 669324	
2.4 4WD	115	06/00→09/03						
3.0	164	11/00→12/03						
3.0 4WD	164	11/00→07/03						
3.3	171	08/03→05/07						
3.3 4WD	171	10/03→05/07						
3.3 Hybrid	200	03/05→12/07						
3.3 Hybrid 4WD	200	03/05→12/10						
TOYOTA - HILUX II SUV (LN_, KZN1_, VZN1_, RN1_) 08/88→11/98								
 Radbremsszylinder								
2.4 TD 4WD	92	08/88→08/97	➔	→ 07/97			2 24.3222-1740.3 020566	GG
 Bremsbackensatz								
2.4 TD 4WD	92	08/88→08/97	➔	→ 07/97			03.0137-0308.2 650308	Ø 295 x 51
TOYOTA - HILUX V Pick-up (_N_, KZN1_, VZN1_) 09/88→08/01								
 Radbremsszylinder								
1.8	61	09/88→06/98	➔	→ 07/97			2 24.3222-1740.3 020566	GG
2.4 D	58 - 61	09/88→08/97						
2.4 D 4WD	58 - 61	09/88→12/97						
2.4 D	55	10/88→07/97	➔				2 24.3222-1740.3 020566	GG
2.4 i 4WD	84	01/89→07/97						
 Bremsbackensatz								
2.4 D	55	10/88→07/97	➔				03.0137-0308.2 650308	Ø 295 x 51
2.4 i 4WD	84	01/89→07/97						
2.4 D	58 - 61	09/88→08/97	➔	→ 07/97			03.0137-0308.2 650308	Ø 295 x 51
2.4 D 4WD	58 - 61	09/88→12/97						
TOYOTA - HILUX VI Pick-up (_N1_) 08/94→03/06								
 Radbremsszylinder								
2.4	107	08/97→07/05	➔	→ 07/01			2 24.3222-1730.3 020533	GG
2.4 4WD	107	08/00→07/05						
2.4 i 4WD	103	08/97→10/05						
2.4 D	55 - 58	08/97→07/05	➔				2 24.3225-1705.3 020594	GG
2.5 D-4D	65	11/01→07/05						
2.4 D	61	08/97→08/01	➔	11/98→			2 24.3225-1705.3 020594	GG
3.0 D	65	11/97→05/05	➔				2 24.3225-1705.3 020594	GG
➔			➔	→ 10/98				













	kw					! #		
TOYOTA - HILUX VI Pick-up (_N1_) 08/94→03/06								
 Radbremsszylinder								
2.4 TD 2.4 TD 4WD 2.5 D-4D 4WD 2.8 D 4WD 3.4 4WD	66 66 75 65 136 - 140	08/97→07/01 08/98→01/02 11/01→07/05 08/97→07/05 01/95→07/05	➔			2	24.3222-1730.3 020533	GG
2.7 4WD	110	06/97→12/00	➔	05/98→		2	24.3225-1705.3 020594	GG
 Bremsbackensatz								
2.4 2.4 4WD 2.4 i 4WD	107 107 103	08/97→07/05 08/00→07/05 08/97→10/05	➔	→ 07/01			03.0137-0308.2 650308	Ø 295 x 51
2.4 D	55 - 61	08/97→07/05	➔	09/99→			03.0137-0193.2 650193	Ø 254 x 52
			➔	→ 08/99			03.0137-0468.2 650468	Ø 270 x 55 - HEB
2.4 TD 2.4 TD 4WD 2.5 D-4D 4WD 2.8 D 4WD 3.4 4WD	66 66 75 65 136 - 140	08/97→07/01 08/98→01/02 11/01→07/05 08/97→07/05 01/95→07/05	➔				03.0137-0308.2 650308	Ø 295 x 51
2.5 D-4D	65	11/01→07/05	➔				03.0137-0193.2 650193	Ø 254 x 52
2.7 4WD 3.0 D	110 65	06/97→12/00 11/97→05/05	➔	05/98→			03.0137-0193.2 650193	Ø 254 x 52
			➔	→ 04/98			03.0137-0468.2 650468	Ø 270 x 55 - HEB
TOYOTA - HILUX VII Pick-up (_N1_, _N2_, _N3_) 08/04→								
 Radbremsszylinder								
2.5 D-4D 2.5 D-4D 4WD	106 88 - 106	01/10→05/15 06/06→05/15	➔			2	24.3222-1746.3 020582	ALU
2.5 D 4WD 2.7 3.0 D-4D 4WD	75 118 126 - 145	03/05→05/15 08/05→05/15 08/05→09/15						
3.0 D 4WD	120	03/05→05/15						
2.7 4WD 3.0 D	118 126	08/05→05/15 08/06→05/15	➔	12/07→		2	24.3222-1746.3 020582	ALU
Zubehörsatz, Bremsbacken								
2.5 D-4D	106	01/10→05/15	➔	Baumuster: KUN35			03.0137-9345.2 669345	
2.5 D-4D 4WD 2.5 D 4WD 2.7 3.0 D-4D 4WD 3.0 D 4WD	88 - 106 75 118 126 - 145 120	06/06→05/15 03/05→05/15 08/05→05/15 08/05→09/15 03/05→05/15	➔				03.0137-9345.2 669345	
2.7 4WD 3.0 D	118 126	08/05→05/15 08/06→05/15	➔	12/07→			03.0137-9345.2 669345	
 Bremstrommel								
2.5 D-4D 2.5 D-4D 4WD	106 88 - 106	01/10→05/15 06/06→05/15	➔				24.0229-5003.1 480306	Ø 344,5 x 67 / 297
2.5 D 4WD 2.7 3.0 D-4D 4WD	75 118 126 - 145	03/05→05/15 08/05→05/15 08/05→09/15						
3.0 D 4WD	120	03/05→05/15						
2.7 4WD 3.0 D	118 126	08/05→05/15 08/06→05/15	➔	12/07→			24.0229-5003.1 480306	Ø 344,5 x 67 / 297
 Bremsbackensatz								
2.5 D-4D 2.5 D-4D 4WD	65 - 88 94	08/05→05/15 11/04→12/05	➔				03.0137-0483.2 650483	Ø 254 x 51 - HEB
2.5 D-4D	75	03/05→05/15	➔	06/06→			03.0137-0483.2 650483	Ø 254 x 51 - HEB
2.5 D-4D	106	01/10→05/15	➔	Baumuster: KUN15			03.0137-0483.2 650483	Ø 254 x 51 - HEB
			➔	Baumuster: KUN35			03.0137-0485.2 650485	Ø 295 x 62 - HEB
2.5 D-4D 4WD 2.5 D 4WD 2.7 3.0 D-4D 4WD	88 - 106 75 118 126 - 145	06/06→05/15 03/05→05/15 08/05→05/15 08/05→09/15	➔				03.0137-0485.2 650485	Ø 295 x 62 - HEB


















	kw					! #		
TOYOTA - HILUX VII Pick-up (_N1_, _N2_, _N3_) 08/04→								
 Bremsbackensatz								
3.0 D 4WD	120	03/05→05/15	➔				03.0137-0485.2 650485	Ø 295 x 62 - HEB
2.7 4WD	118	08/05→05/15	➔	12/07→			03.0137-0485.2 650485	Ø 295 x 62 - HEB
3.0 D	126	08/06→05/15						
TOYOTA - HILUX VIII Pick-up (_N1_) 05/15→								
 Radbremsszylinder								
2.4 D	110	05/15→	➔		2	24.3222-1746.3 020582	ALU	
2.4 D 4WD	110	05/15→						
2.5 D	75 - 106	05/15→						
2.5 D 4WD	75	08/15→						
2.7	121 - 122	05/15→						
2.7 4WD	118 - 121	05/15→						
2.8 D	130	05/15→						
2.8 D 4WD	130 - 150	05/15→						
2.4 D	125	10/18→	➔	Fahrzeugproduktionsland Thailand	2	24.3222-1746.3 020582	ALU	
2.4 D 4WD	125	10/18→						
Zubehörsatz, Bremsbacken								
2.4 D	110 - 125	05/15→	➔	Fahrzeugproduktionsland Thailand		03.0137-9345.2 669345		
2.4 D 4WD	110 - 125	05/15→						
2.5 D	75 - 106	05/15→						
2.5 D 4WD	75	08/15→						
2.7	121 - 122	05/15→						
2.7 4WD	118 - 121	05/15→						
2.8 D	130	05/15→						
2.8 D 4WD	130	05/15→						
2.8 D 4WD	150	06/20→	➔			03.0137-9345.2 669345		
4.0	175	07/15→						
4.0 4WD	175	07/15→						
 Bremstrommel								
2.4 D	110 - 125	05/15→	➔	Fahrzeugproduktionsland Thailand		24.0229-5003.1 480306	Ø 344,5 x 67 / 297	
2.4 D 4WD	110 - 125	05/15→						
2.5 D	75 - 106	05/15→						
2.5 D 4WD	75	08/15→						
2.7	121 - 122	05/15→						
2.7 4WD	118 - 121	05/15→						
2.8 D	130	05/15→						
2.8 D 4WD	130	05/15→						
2.8 D 4WD	150	06/20→	➔			24.0229-5003.1 480306	Ø 344,5 x 67 / 297	
 Bremsbackensatz								
2.4 D	110 - 125	05/15→	➔	Fahrzeugproduktionsland Thailand		03.0137-0485.2 650485	Ø 295 x 62 - HEB	
2.4 D 4WD	110 - 125	05/15→						
2.5 D	75 - 106	05/15→						
2.5 D 4WD	75	08/15→						
2.7	121 - 122	05/15→						
2.7 4WD	118 - 121	05/15→						
2.8 D	130	05/15→						
2.8 D 4WD	130	05/15→						
2.8 D 4WD	150	06/20→	➔			03.0137-0485.2 650485	Ø 295 x 62 - HEB	
4.0	175	07/15→						
4.0 4WD	175	07/15→						
TOYOTA - HILUX VIII Pritsche/Fahrgestell (_N1_) 05/15→								
 Radbremsszylinder								
2.4 D 4WD	110	07/15→	➔		2	24.3222-1746.3 020582	ALU	
→								



















	kw			 	! #		
TOYOTA - HILUX VIII Pritsche/Fahrgestell (_N1_) 05/15→							
Zubehörsatz, Bremsbacken							
2.4 D 4WD	110	07/15→	➡	Fahrzeugproduktionsland Thailand		03.0137-9345.2 669345	
 Bremstrommel							
2.4 D 4WD	110	07/15→	➡	Fahrzeugproduktionsland Thailand		24.0229-5003.1 480306	Ø 344,5 x 67 / 297
 Bremsbackensatz							
2.4 D 4WD	110	07/15→	➡	Fahrzeugproduktionsland Thailand		03.0137-0485.2 650485	Ø 295 x 62 - HEB
TOYOTA - HILUX Pritsche/Fahrgestell (_N1_, _N2_) 02/05→							
 Radbremszylinder							
3.0 D 4WD	126	02/05→	➡	12/07→		24.3222-1746.3 020582	ALU
Zubehörsatz, Bremsbacken							
3.0 D 4WD	126	02/05→	➡	12/07→		03.0137-9345.2 669345	
 Bremstrommel							
3.0 D 4WD	126	02/05→	➡	12/07→		24.0229-5003.1 480306	Ø 344,5 x 67 / 297
 Bremsbackensatz							
3.0 D 4WD	126	02/05→	➡	12/07→		03.0137-0485.2 650485	Ø 295 x 62 - HEB
TOYOTA - HILUX Pritsche/Fahrgestell (LN_, _N1_) 08/83→08/05							
 Radbremszylinder							
2.7	107	08/97→08/05	➡		2	24.3225-1705.3 020594	GG
 Bremsbackensatz							
2.7	107	08/97→08/05	➡	05/98→		03.0137-0193.2 650193	Ø 254 x 52
			➡	→ 04/98		03.0137-0468.2 650468	Ø 270 x 55 - HEB
TOYOTA - INNOVA / KIJANG INNOVA I (_N4_) 07/03→							
 Bremsbackensatz							
2.7	118	04/04→	➡			03.0137-0483.2 650483	Ø 254 x 51 - HEB
TOYOTA - IQ (_J1_) 11/08→12/15							
 Radbremszylinder							
1.0	50	01/09→12/15	➡	- ABS; <input type="checkbox"/>		24.3217-1721.3 020489	ALU
1.33	72	01/09→12/15	➡				
1.4 D-4D	66	01/09→12/15	➡	- ABS; <input type="checkbox"/>		24.3217-1722.3 020490	ALU
TOYOTA - ISIS (_M1_) 07/04→							
 Bremstrommel							
1.8 VVTi	97 - 106	07/04→08/14	➡			24.0222-8008.1 480304	Ø 271,8 x 52,1 / 230,6
 Bremsbackensatz, Feststellbremse							
2.0 VVTi	114 - 116	07/04→08/14	➡			03.0137-0400.2 650400	Ø 190 x 45
2.0 VVTi 4WD	114	07/04→08/14					
TOYOTA - IST (NCP6_) 04/02→07/07							
 Radbremszylinder							
1.3 VVTi	63	05/04→07/07	➡	<input type="checkbox"/>		24.3217-1721.3 020489	ALU
			➡	<input type="checkbox"/>		24.3217-1722.3 020490	ALU
 Bremstrommel							
1.3 VVTi	63	05/04→07/07	➡			24.0220-0041.1 480167	Ø 242 x 41,8 / 201
 Bremsbackensatz							
1.3 VVTi	63	05/04→07/07	➡			03.0137-0364.2 650364	Ø 200 x 32
 Bremsbackensatz, Feststellbremse							
1.5 VVTi	80	05/04→07/07	➡			03.0137-0459.2 650459	Ø 172 x 32
→							



















	kw					! #		
TOYOTA - IST (NCP6_) 04/02→07/07								
 Seilzug, Feststellbremse								
1.3 VVTi	63	05/04→07/07		<input type="checkbox"/>			24.3727-1903.2 581903	L= 1.503
				<input type="checkbox"/>			24.3727-1909.2 581909	L= 1.543
1.5 VVTi	80	05/04→07/07		<input type="checkbox"/>			24.3727-1911.2 581911	L= 1.520
				<input type="checkbox"/>			24.3727-1912.2 581912	L= 1.481
TOYOTA - LAND CRUISER (_J7_) 03/84→								
 Bremsbackensatz, Feststellbremse								
4.2 TDi 4x4	150	09/01→06/06	➔				03.0137-3008.2 653008	Ø 230 x 45 - HEB
TOYOTA - LAND CRUISER 100 (_J1_) 01/98→07/08								
 Bremsbackensatz, Feststellbremse								
4.2 D	96	03/98→08/07	➔				03.0137-3008.2 653008	Ø 230 x 45 - HEB
4.2 TD	150	01/98→08/07						
4.7	173	01/98→08/07						
4.7	175	02/02→08/07	➔	05/02→			03.0137-3008.2 653008	Ø 230 x 45 - HEB
TOYOTA - LAND CRUISER 200 (_J2_) 08/07→								
 Bremsbackensatz, Feststellbremse								
4.0	176	01/10→	➔				03.0137-3007.2 653007	Ø 209 x 45 - HEB
4.6 V8	227	09/10→						
Zubehörsatz, Feststellbremsbacken								
4.0	176	01/10→	➔				03.0137-9272.2 669272	
4.6 V8	227	09/10→						
TOYOTA - LAND CRUISER 90 (_J9_) 04/95→								
 Bremsbackensatz, Feststellbremse								
2.7	110	06/95→08/02	➔	04/96→07/00			03.0137-3007.2 653007	Ø 209 x 45 - HEB
3.0 D-4D	125	02/00→08/02	➔				03.0137-3007.2 653007	Ø 209 x 45 - HEB
3.0 D-4D 4WD	120	08/00→08/02						
3.0 TD	92	04/96→12/02	➔	→07/00			03.0137-3007.2 653007	Ø 209 x 45 - HEB
3.0 TD	103	04/95→07/00	➔	04/96→			03.0137-3007.2 653007	Ø 209 x 45 - HEB
3.4 i 24V	131	03/96→08/02						
Zubehörsatz, Feststellbremsbacken								
2.7	110	06/95→08/02	➔	04/96→07/00			03.0137-9272.2 669272	
3.0 D-4D	125	02/00→08/02	➔				03.0137-9272.2 669272	
3.0 D-4D 4WD	120	08/00→08/02						
3.0 TD	92	04/96→12/02	➔	→07/00			03.0137-9272.2 669272	
3.0 TD	103	04/95→07/00	➔	04/96→			03.0137-9272.2 669272	
3.4 i 24V	131	03/96→08/02						
TOYOTA - LAND CRUISER Pick-up (_J7_) 11/84→								
 Bremsbackensatz, Feststellbremse								
4.2 D 4x4	100	03/07→	➔				03.0137-3008.2 653008	Ø 230 x 45 - HEB
TOYOTA - LAND CRUISER PRADO (_J12_) 09/02→12/10								
 Bremsbackensatz, Feststellbremse								
2.7	112 - 120	09/02→02/10	➔				03.0137-3007.2 653007	Ø 209 x 45 - HEB
3.0 D	96 - 98	02/03→07/09						
3.0 D-4D	150	08/06→07/09						
3.4	136	09/02→07/05						
4.0	183 - 203	12/02→12/10						
4.0 V6 VVT-i	207	01/03→07/09						
3.0 D	70	09/02→02/10	➔	01/03→			03.0137-3007.2 653007	Ø 209 x 45 - HEB
3.0 D-4D	92 - 120	09/02→08/09						
3.0 D-4D	127	09/02→12/10	➔	11/06→			03.0137-3007.2 653007	Ø 209 x 45 - HEB
3.0 D-4D	122	07/04→08/09	➔	01/05→10/06			03.0137-3007.2 653007	Ø 209 x 45 - HEB
Zubehörsatz, Feststellbremsbacken								
2.7	112 - 120	09/02→02/10	➔				03.0137-9272.2 669272	
3.0 D	96 - 98	02/03→07/09						
→								




























































	kw			 	! #		
TOYOTA - LAND CRUISER PRADO (_J12_) 09/02→12/10							
Zubehörsatz, Feststellbremsbacken							
3.0 D-4D 3.4 4.0	150 136 183 - 203 207	08/06→07/09 09/02→07/05 12/02→12/10	➔			03.0137-9272.2 669272	
4.0 V6 VVT-i	207	01/03→07/09					
3.0 D 3.0 D-4D	70 92 - 120	09/02→02/10 09/02→08/09	➔	01/03→		03.0137-9272.2 669272	
3.0 D-4D	127	09/02→12/10	➔	11/06→		03.0137-9272.2 669272	
3.0 D-4D	122	07/04→08/09	➔	01/05→ 10/06		03.0137-9272.2 669272	
 Seilzug, Feststellbremse							
3.0 D	70 - 98	09/02→02/10		für verkürzten Radstand; <input type="checkbox"/>		24.3727-1970.2 581970	L= 1.880
3.0 D-4D	92 - 127	09/02→12/10		für verkürzten Radstand; <input type="checkbox"/>		24.3727-1971.2 581971	L= 1.880
4.0	183	12/02→12/10		Baumuster: GRJ125; <input type="checkbox"/>		24.3727-1970.2 581970	L= 1.880
				Baumuster: GRJ125; <input type="checkbox"/>		24.3727-1971.2 581971	L= 1.880
4.0 V6 VVT-i	207	01/03→07/09		<input type="checkbox"/>		24.3727-1970.2 581970	L= 1.880
				<input type="checkbox"/>		24.3727-1971.2 581971	L= 1.880
TOYOTA - LAND CRUISER PRADO (_J15_) 07/09→							
 Bremsbackensatz, Feststellbremse							
2.7 4.0 V6 Dual VVTi 4.0 V6 VVT-i 4.0 V6 VVTi	120 205 207 202	08/09→ 08/09→ 08/09→ 08/09→	➔	01/10→		03.0137-3007.2 653007	Ø 209 x 45 - HEB
2.8 D-4D 3.0 D 3.0 D-4D 3.0 TDi 3.5 4.0 V6 VVTi	130 - 150 70 140 120 206 183 - 203	06/15→ 07/09→ 08/09→ 08/09→ 09/15→ 01/10→	➔			03.0137-3007.2 653007	Ø 209 x 45 - HEB
3.0 D-4D	127	08/09→	➔	03/10→		03.0137-3007.2 653007	Ø 209 x 45 - HEB
Zubehörsatz, Feststellbremsbacken							
2.7 4.0 V6 Dual VVTi 4.0 V6 VVT-i 4.0 V6 VVTi	120 205 207 202	08/09→ 08/09→ 08/09→ 08/09→	➔	01/10→		03.0137-9272.2 669272	
2.8 D-4D 3.0 D 3.0 D-4D 3.0 TDi 3.5 4.0 V6 VVTi	130 - 150 70 140 120 206 183 - 203	06/15→ 07/09→ 08/09→ 08/09→ 09/15→ 01/10→	➔			03.0137-9272.2 669272	
3.0 D-4D	127	08/09→	➔	03/10→		03.0137-9272.2 669272	
 Seilzug, Feststellbremse							
2.7 2.8 D-4D 3.0 D-4D	120 150 140	08/09→ 07/20→ 08/09→		<input type="checkbox"/>		24.3727-1970.2 581970	L= 1.880
2.8 D-4D	147	10/18→		für verkürzten Radstand; <input type="checkbox"/>		24.3727-1970.2 581970	L= 1.880
3.0 D-4D	127	08/09→		<input type="checkbox"/>		24.3727-1970.2 581970	L= 1.880
				<input type="checkbox"/>		24.3727-1971.2 581971	L= 1.880
TOYOTA - LAND CRUISER VAN (_J15_) 01/11→							
 Bremsbackensatz, Feststellbremse							
3.0 D4d 4WD	140	01/11→	➔			03.0137-3007.2 653007	Ø 209 x 45 - HEB
Zubehörsatz, Feststellbremsbacken							
3.0 D4d 4WD	140	01/11→	➔			03.0137-9272.2 669272	
TOYOTA - MARK II IX Stufenheck (_X11_) 10/00→11/04							
 Bremsbackensatz, Feststellbremse							
2.0 2.5	118 147 - 206	10/00→11/04 10/00→11/04	➔			03.0137-0400.2 650400	Ø 190 x 45













	kw					! #		
TOYOTA - MARK X ZIO I (_A1_) 09/07→								
 Bremsbackensatz, Feststellbremse								
2.4 2.4 4WD 3.5	120 120 206	09/07→ 09/07→ 09/07→	➔				03.0137-3012.2 653012	Ø 172 x 32 - HEB
TOYOTA - MATRIX (_E13_) 01/02→12/07								
 Bremsbackensatz, Feststellbremse								
1.8 1.8 VVTi	122 - 134 97	01/02→12/06 09/02→12/05	➔				03.0137-0459.2 650459	Ø 172 x 32
1.8 1.8 4WD 1.8 VVTi	91 91 96	01/02→12/07 01/02→02/04 01/02→02/04	➔	02/02→			03.0137-0459.2 650459	Ø 172 x 32
Zubehörsatz, Feststellbremsbacken								
1.8 1.8 VVTi	122 - 134 97	01/02→12/06 09/02→12/05	➔				03.0137-9335.2 669335	
1.8 1.8 4WD 1.8 VVTi	91 91 96	01/02→12/07 01/02→02/04 01/02→02/04	➔	02/02→			03.0137-9335.2 669335	
 Seilzug, Feststellbremse								
1.8 1.8 VVTi	122 - 134 97	01/02→12/06 09/02→12/05		⬆			24.3727-1917.2 581917	L= 408
				⬇			24.3727-1926.2 581926	L= 1.616
				⬇			24.3727-1927.2 581927	L= 1.688
1.8 1.8 4WD 1.8 VVTi	91 91 96	01/02→12/07 01/02→02/04 01/02→02/04		02/02→; ⬆			24.3727-1917.2 581917	L= 408
				02/02→; ⬇			24.3727-1926.2 581926	L= 1.616
				02/02→; ⬇			24.3727-1927.2 581927	L= 1.688
TOYOTA - NADIA (SXN1_) 04/98→08/03								
 Bremsbackensatz								
2.0 2.0 4WD	100 - 107 107	04/98→08/03 04/98→08/03	➔				03.0137-0398.2 650398	Ø 229 x 42 + HEB
TOYOTA - NOAH/VOXY (_R6_) 11/01→06/07								
 Bremstrommel								
2.0 2.0 4WD	112 - 114 114	11/01→06/07 12/01→06/07	➔				24.0222-8008.1 480304	Ø 271,8 x 52,1 / 230,6
TOYOTA - NOAH/VOXY (_R7_) 06/07→12/13								
 Bremsbackensatz, Feststellbremse								
2.0 2.0 4WD	103 103	06/07→12/13 06/07→12/13	➔				03.0137-0400.2 650400	Ø 190 x 45
TOYOTA - OPA (ZCT1_, ACT1_) 04/00→04/05								
 Radbremszylinder								
1.8	97 - 100	04/00→08/03	➔	☐			24.3219-1729.3 020446	GG
			➔	☐			24.3219-1730.3 020447	GG
 Bremsbackensatz								
1.8	97 - 100	04/00→08/03	➔				03.0137-0364.2 650364	Ø 200 x 32
 Bremsbackensatz, Feststellbremse								
1.8 1.8 4WD 2.0	97 - 100 92 112	04/00→08/03 04/00→08/03 08/00→04/05	➔				03.0137-0459.2 650459	Ø 172 x 32
TOYOTA - PASEO Cabriolet (_L5_) 10/96→01/98								
 Radbremszylinder								
1.5	66 - 81	10/96→01/98	➔	☐			24.3217-1734.3 020560	ALU
Zubehörsatz, Bremsbacken								
1.5 →	66 - 81	10/96→01/98	➔				03.0137-9080.2 669080	





















	kw					! #		
TOYOTA - PASEO Cabriolet (_L5_) 10/96→01/98								
 Bremsbackensatz								
1.5	66 - 81	10/96→01/98	➔			03.0137-0257.2	650257	Ø 180 x 28
TOYOTA - PASEO Coupe (_L5_) 08/95→12/99								
 Radbremszylinder								
1.3 1.5	65 66 - 85	08/95→06/99 08/95→06/99	➔	<input type="checkbox"/>		24.3217-1734.3	020560	ALU
Zubehörsatz, Bremsbacken								
1.5	66	08/95→06/99	➔			03.0137-9080.2	669080	
 Bremsbackensatz								
1.3 1.5	65 66 - 85	08/95→06/99 08/95→06/99	➔			03.0137-0257.2	650257	Ø 180 x 28
TOYOTA - PICNIC (_XM1_) 05/96→12/01								
 Bremsbackensatz								
2.0 2.0 16V 2.0 4WD 2.2 D	90 - 100 94 99 66	05/96→12/01 08/96→09/00 09/96→05/01 08/97→12/01	➔		09/97→	03.0137-0398.2	650398	Ø 229 x 42 + HEB
TOYOTA - PLATZ (NCP1_, SCP1_) 04/99→10/05								
 Radbremszylinder								
1.0	50	04/99→08/05	➔	<input type="checkbox"/>		24.3217-1721.3	020489	ALU
			➔	<input type="checkbox"/>		24.3217-1722.3	020490	ALU
 Bremstrommel								
1.0	50	04/99→08/05	➔			24.0220-0041.1	480167	Ø 242 x 41,8 / 201
TOYOTA - PORTE I (_NNP1_) 07/04→07/12								
 Bremsbackensatz								
1.3 VVTi 1.5 4WD 1.5 VVTi	64 77 81	07/04→07/12 07/04→07/12 07/04→07/12	➔			03.0137-0364.2	650364	Ø 200 x 32
TOYOTA - PREMIO (_T24_) 12/01→06/07								
 Bremsbackensatz								
1.5 1.8	80 97	12/01→05/07 12/01→06/07	➔			03.0137-0364.2	650364	Ø 200 x 32
TOYOTA - PREVIA I (_R1_, _R2_) 01/90→08/00								
 Bremsbackensatz								
2.4 4WD	97 - 118	01/90→08/00	➔	- ABS		03.0137-0193.2	650193	Ø 254 x 52
 Bremsbackensatz, Feststellbremse								
2.4 2.4 4WD	97 - 118 97 - 118	05/90→08/00 01/90→08/00	➔	+ ABS		03.0137-0400.2	650400	Ø 190 x 45
Zubehörsatz, Feststellbremsbacken								
2.4 2.4 4WD	97 - 118 97 - 118	05/90→08/00 01/90→08/00	➔	+ ABS		03.0137-9272.2	669272	
TOYOTA - PREVIA II (_R3_) 02/00→02/06								
 Bremsbackensatz, Feststellbremse								
2.0 D-4D 2.4	85 115 - 125	03/01→01/06 02/00→02/06	➔	→ 12/05		03.0137-0400.2	650400	Ø 190 x 45
3.0 3.0 4WD →	162 162	08/00→12/05 02/00→12/05	➔			03.0137-0400.2	650400	Ø 190 x 45
















	kw			 	! #		
TOYOTA - PREVIA II (_R3_) 02/00→02/06							
Zubehörsatz, Feststellbremsbacken							
2.0 D-4D 2.4	85 115 - 125	03/01→01/06 02/00→02/06	➔	→ 12/05		03.0137-9272.2 669272	
TOYOTA - PRIUS C (NHP10_) 09/11→							
 Bremsbackensatz, Feststellbremse							
1.5 Hybrid	54	12/11→	➔	03/12→		03.0137-3050.2 653050	Ø 180 x 37 - HEB
TOYOTA - PRIUS Liftback (_W2_) 09/03→12/09							
 Bremsbackensatz							
1.5 Hybrid	57 - 107	09/03→12/09	➔			03.0137-0364.2 650364	Ø 200 x 32
 Bremsbackensatz, Feststellbremse							
1.5 Hybrid	57 - 107	09/03→12/09	➔			03.0137-0459.2 650459	Ø 172 x 32
Zubehörsatz, Feststellbremsbacken							
1.5 Hybrid	57 - 107	09/03→12/09	➔			03.0137-9335.2 669335	
 Seilzug, Feststellbremse							
1.5 Hybrid	57 - 107	09/03→12/09		Scheibenbremse: <input type="checkbox"/>		24.3727-1948.2 581948	L= 1.775
				Scheibenbremse: <input type="checkbox"/>		24.3727-1949.2 581949	L= 1.715
TOYOTA - PRIUS PLUS (_W4_) 05/11→							
 Bremsbackensatz, Feststellbremse							
1.8 Hybrid	73	05/11→	➔			03.0137-3050.2 653050	Ø 180 x 37 - HEB
TOYOTA - PRIUS PLUS VAN (_W4_) 05/11→							
 Bremsbackensatz, Feststellbremse							
1.8 Hybrid	73	11/14→	➔			03.0137-3050.2 653050	Ø 180 x 37 - HEB
TOYOTA - PRIUS Stufenheck (_W1_) 05/00→01/04							
 Bremsbackensatz, Feststellbremse							
1.5 Hybrid	53	05/00→01/04	➔			03.0137-0459.2 650459	Ø 172 x 32
Zubehörsatz, Feststellbremsbacken							
1.5 Hybrid	53	05/00→01/04	➔			03.0137-9335.2 669335	
TOYOTA - PROACE Kasten (MDX_) 06/13→03/16							
 Radbremszylinder							
1.6 D 2.0 D 2.0 D 4x4	66 94 - 120 94	06/13→03/16 06/13→03/16 06/13→03/16	➔			24.3222-1726.3 020518	TRW ALU
Zubehörsatz, Bremsbacken							
1.6 D 2.0 D 2.0 D 4x4	66 94 - 120 94	06/13→03/16 06/13→03/16 06/13→03/16	➔			03.0137-9291.2 669291	
 Bremsbackensatz							
1.6 D 2.0 D 2.0 D 4x4	66 94 - 120 94	06/13→03/16 06/13→03/16 06/13→03/16	➔			03.0137-0334.2 650334 03.0520-7122.3 697122	TRW Ø 254 x 57 + HEB TRW Ø 254 x 57 + RZ / + Zub TopKit
TOYOTA - RAUM Großraumlimousine (EXZ1_) 05/97→04/03							
 Radbremszylinder							
1.5	69	08/97→04/03	➔	<input type="checkbox"/>		24.3217-1734.3 020560	ALU
 Bremsbackensatz							
1.5	69	08/97→04/03	➔	→ 12/97		03.0137-0221.2 650221	Ø 200 x 37



















	kw					! #		
TOYOTA - RAUM Großraumlimousine (NCZ2_) 05/03→								
 Bremstrommel								
1.5 1.5 4WD	80 77	05/03→10/11 05/03→10/11	➔				24.0220-0041.1 480167	Ø 242 x 41,8 / 201
 Bremsbackensatz								
1.5 1.5 4WD	80 77	05/03→10/11 05/03→10/11	➔				03.0137-0364.2 650364	Ø 200 x 32
TOYOTA - RAV 4 I (_A1_) 01/94→09/00								
 Radbremszylinder								
2.0 2.0 4WD	95 94 - 95	09/97→09/00 06/94→06/00	➔			2	24.3217-1728.3 020534	GG
2.0 4WD	99	01/94→09/99	➔	04/94→		2	24.3217-1728.3 020534	GG
 Bremstrommel								
2.0 2.0 4WD	95 94 - 95	09/97→09/00 06/94→06/00	➔				24.0222-8008.1 480304	Ø 271,8 x 52,1 / 230,6
2.0 4WD	99	01/94→09/99	➔	04/94→			24.0222-8008.1 480304	Ø 271,8 x 52,1 / 230,6
 Bremsbackensatz								
2.0 2.0 4WD	95 94 - 95	09/97→09/00 06/94→06/00	➔				03.0137-0318.2 650318	Ø 229 x 41
2.0 4WD	99	01/94→09/99	➔	04/94→			03.0137-0318.2 650318	Ø 229 x 41
 Seilzug, Feststellbremse								
2.0 2.0 4WD	95 94 - 95	09/97→09/00 06/94→06/00		Trommelbremse; <input type="checkbox"/>			24.3727-1945.2 581945	L= 1.345
2.0 4WD	99	01/94→09/99		Trommelbremse; <input type="checkbox"/>			24.3727-1946.2 581946	L= 1.340
2.0 4WD				04/94→; Trommelbremse; <input type="checkbox"/>			24.3727-1945.2 581945	L= 1.345
2.0 4WD				04/94→; Trommelbremse; <input type="checkbox"/>			24.3727-1946.2 581946	L= 1.340
TOYOTA - RAV 4 I Cabrio (_A1_) 12/97→06/00								
 Radbremszylinder								
2.0 4WD	94	12/97→06/00	➔			2	24.3217-1728.3 020534	GG
 Bremstrommel								
2.0 4WD	94	12/97→06/00	➔				24.0222-8008.1 480304	Ø 271,8 x 52,1 / 230,6
 Bremsbackensatz								
2.0 4WD	94	12/97→06/00	➔				03.0137-0318.2 650318	Ø 229 x 41
 Seilzug, Feststellbremse								
2.0 4WD	94	12/97→06/00		Trommelbremse; <input type="checkbox"/>			24.3727-1945.2 581945	L= 1.345
2.0 4WD				Trommelbremse; <input type="checkbox"/>			24.3727-1946.2 581946	L= 1.340
TOYOTA - RAV 4 II (_A2_) 05/00→11/05								
 Bremstrommel								
1.8	92	08/00→11/05	➔	02/01→; - ABS			24.0222-8008.1 480304	Ø 271,8 x 52,1 / 230,6
2.0 2.0 4WD 2.4 2.4 4WD	110 110 120 112	09/00→12/03 05/00→11/05 08/00→11/05 08/03→11/05	➔	- ABS			24.0222-8008.1 480304	Ø 271,8 x 52,1 / 230,6
2.0 D 4WD	85	05/01→11/05	➔	09/01→; - ABS			24.0222-8008.1 480304	Ø 271,8 x 52,1 / 230,6
 Bremsbackensatz								
1.8	92	08/00→11/05	➔	02/01→ 07/02; - ABS			03.0137-0318.2 650318	Ø 229 x 41
			➔	08/02→; - ABS			03.0137-0448.2 650448	Ø 228 x 42 - HEB
2.0 2.0 4WD	110 110	09/00→12/03 05/00→11/05	➔	→ 07/02; - ABS			03.0137-0318.2 650318	Ø 229 x 41
			➔	08/02→; - ABS			03.0137-0448.2 650448	Ø 228 x 42 - HEB
2.0 D 4WD	85	05/01→11/05	➔	09/01→ 07/02; - ABS			03.0137-0318.2 650318	Ø 229 x 41
			➔	08/02→; - ABS			03.0137-0448.2 650448	Ø 228 x 42 - HEB
2.4 2.4 4WD →	120 112	08/00→11/05 08/03→11/05	➔	- ABS			03.0137-0448.2 650448	Ø 228 x 42 - HEB












	kw					! #															
TOYOTA - RAV 4 II (_A2_) 05/00→11/05																					
 Bremsbackensatz, Feststellbremse																					
1.8	92	08/00→11/05	➡	02/01→; + ABS		03.0137-0400.2 650400		Ø 190 x 45													
2.0	110	09/00→12/03	➡	+ ABS		03.0137-0400.2 650400		Ø 190 x 45													
2.0 4WD	110	05/00→11/05																			
2.4	120	08/00→11/05																			
2.4 4WD	112	08/03→11/05																			
2.0 D 4WD	85	05/01→11/05	➡	09/01→; + ABS		03.0137-0400.2 650400		Ø 190 x 45													
Zubehörsatz, Feststellbremsbacken																					
1.8	92	08/00→11/05	➡	02/01→; + ABS		03.0137-9272.2 669272															
2.0	110	09/00→12/03	➡	+ ABS		03.0137-9272.2 669272															
2.0 4WD	110	05/00→11/05																			
2.4	120	08/00→11/05																			
2.4 4WD	112	08/03→11/05																			
2.0 D 4WD	85	05/01→11/05	➡	09/01→; + ABS		03.0137-9272.2 669272															
 Seilzug, Feststellbremse																					
1.8	92	08/00→11/05		02/01→; - ABS; Trommelbremse; 	24.3727-1917.2 581917		L= 408														
				02/01→; + ABS; Scheibenbremse; 	24.3727-1917.2 581917		L= 408														
				02/01→; - ABS; Trommelbremse; 	24.3727-1924.2 581924		L= 1.307														
				02/01→; - ABS; Trommelbremse; 	24.3727-1925.2 581925		L= 1.307														
				02/01→; + ABS; Scheibenbremse; 	24.3727-1947.2 581947		L= 1.425														
				02/01→; + ABS; Scheibenbremse; 	24.3727-1963.2 581963		L= 1.425														
2.0	110	09/00→12/03		+ ABS; Scheibenbremse; 	24.3727-1917.2 581917		L= 408														
				110	05/00→11/05		- ABS; Trommelbremse; 	24.3727-1917.2 581917		L= 408											
							120	08/00→11/05		- ABS; Trommelbremse; 	24.3727-1924.2 581924		L= 1.307								
										112	08/03→11/05		- ABS; Trommelbremse; 	24.3727-1925.2 581925		L= 1.307					
													85	05/01→11/05		+ ABS; Scheibenbremse; 	24.3727-1947.2 581947		L= 1.425		
																2.0 4WD	110	05/00→11/05		+ ABS; Scheibenbremse; 	24.3727-1963.2 581963
120	08/00→11/05		09/01→; - ABS; Trommelbremse; 																	24.3727-1917.2 581917	
			112	08/03→11/05		09/01→; + ABS; Scheibenbremse; 														24.3727-1917.2 581917	
						85	05/01→11/05		09/01→; - ABS; Trommelbremse; 											24.3727-1924.2 581924	
									2.4	120	08/00→11/05									09/01→; - ABS; Trommelbremse; 	24.3727-1925.2 581925
													112	08/03→11/05						09/01→; + ABS; Scheibenbremse; 	24.3727-1947.2 581947
																2.4 4WD	112	08/03→11/05		09/01→; + ABS; Scheibenbremse; 	24.3727-1963.2 581963
2.0 D 4WD	85	05/01→11/05																			09/01→; - ABS; Trommelbremse; 
			110	09/00→12/03																	09/01→; + ABS; Scheibenbremse; 
						120	08/00→11/05														09/01→; - ABS; Trommelbremse; 
									112	08/03→11/05		09/01→; - ABS; Trommelbremse; 									24.3727-1925.2 581925
												85	05/01→11/05		09/01→; + ABS; Scheibenbremse; 						24.3727-1947.2 581947
															2.0 D 4WD	85	05/01→11/05		09/01→; + ABS; Scheibenbremse; 		24.3727-1963.2 581963
TOYOTA - RAV 4 III (_A3_) 06/05→08/14																					
 Bremsbackensatz, Feststellbremse																					
2.0	109 - 116	12/08→06/13	➡			03.0137-3012.2 653012		Ø 172 x 32 - HEB													
2.0 4WD	109 - 116	02/06→06/13																			
2.2 D	110	12/08→06/13																			
2.2 D 4WD	98 - 130	11/05→06/13																			
2.4	125	11/05→12/13																			
2.4 4WD	125	11/05→06/13																			
2.5	132	11/08→06/13																			
2.5 4WD	132	11/08→06/13																			
3.5 4WD	198 - 206	11/05→12/12																			
Zubehörsatz, Feststellbremsbacken																					
2.0	109 - 116	12/08→06/13	➡			03.0137-9335.2 669335															
2.0 4WD	109 - 116	02/06→06/13																			
2.2 D	110	12/08→06/13																			
2.2 D 4WD	98 - 130	11/05→06/13																			
2.4	125	11/05→12/13																			
2.4 4WD	125	11/05→06/13																			
2.5	132	11/08→06/13																			
2.5 4WD	132	11/08→06/13																			
3.5 4WD	198 - 206	11/05→12/12																			
 Seilzug, Feststellbremse																					
2.0	109 - 116	12/08→06/13		Scheibenbremse; → 03/11; 	24.3727-1956.2 581956		L= 320														
2.0 4WD	109 - 116	02/06→06/13		Scheibenbremse; → 11/09; 	24.3727-1964.2 581964		L= 1.882														
				Scheibenbremse; → 11/09; 	24.3727-1965.2 581965		L= 1.841														
→																					









	kw					! #		
TOYOTA - RAV 4 III (_A3_) 06/05→08/14								
 Seilzug, Feststellbremse								
2.2 D	110	12/08→06/13		12/09→; Scheibenbremse; <input type="checkbox"/>		24.3727-1972.2	581972	L= 1.855
2.2 D 4WD	100 - 130	02/06→06/13		12/09→; Scheibenbremse; <input type="checkbox"/>		24.3727-1973.2	581973	L= 1.908
2.2 D 4WD	98	11/05→12/10		Scheibenbremse; <input checked="" type="checkbox"/>		24.3727-1956.2	581956	L= 320
				Scheibenbremse; → 11/09; <input type="checkbox"/>		24.3727-1964.2	581964	L= 1.882
				Scheibenbremse; → 11/09; <input type="checkbox"/>		24.3727-1965.2	581965	L= 1.841
				12/09→; Scheibenbremse; <input type="checkbox"/>		24.3727-1972.2	581972	L= 1.855
				12/09→; Scheibenbremse; <input type="checkbox"/>		24.3727-1973.2	581973	L= 1.908
2.4 2.4 4WD	125	11/05→12/13		10/07→; Scheibenbremse; <input checked="" type="checkbox"/>		24.3727-1956.2	581956	L= 320
		11/05→06/13		→ 09/07; Scheibenbremse; <input checked="" type="checkbox"/>		24.3727-1956.2	581956	L= 320
2.5 2.5 4WD	132	11/08→06/13		Scheibenbremse; <input checked="" type="checkbox"/>		24.3727-1956.2	581956	L= 320
		11/08→06/13		Scheibenbremse; <input type="checkbox"/>		24.3727-1964.2	581964	L= 1.882
				Scheibenbremse; <input type="checkbox"/>		24.3727-1965.2	581965	L= 1.841
3.5 4WD	198 - 206	11/05→12/12		Scheibenbremse; <input checked="" type="checkbox"/>		24.3727-1956.2	581956	L= 320
TOYOTA - RAV 4 IV (_A4_) 12/12→								
 Bremsbackensatz, Feststellbremse								
2.0	105 - 107	12/12→	➔			03.0137-3012.2	653012	Ø 172 x 32 - HEB
2.0 4WD	107 - 112	12/12→						
2.0 D	105	10/15→11/18						
2.2 D 4WD	110 - 130	12/12→						
	131 - 132	12/12→12/18						
2.5 4WD	131 - 132	12/12→						
2.5 Hybrid	145	11/15→11/18						
Zubehörsatz, Feststellbremsbacken								
2.0	105 - 107	12/12→	➔			03.0137-9335.2	669335	
2.0 4WD	107 - 112	12/12→						
2.0 D	105	10/15→11/18						
2.2 D 4WD	110 - 130	12/12→						
	131 - 132	12/12→12/18						
2.5 4WD	131 - 132	12/12→						
2.5 Hybrid	145	11/15→11/18						
 Seilzug, Feststellbremse								
2.0	107	12/12→		Scheibenbremse; <input checked="" type="checkbox"/>		24.3727-1956.2	581956	L= 320
2.0 4WD	111	12/12→		Scheibenbremse; <input type="checkbox"/>		24.3727-1964.2	581964	L= 1.882
2.2 D 4WD	110	12/12→		Scheibenbremse; <input type="checkbox"/>		24.3727-1965.2	581965	L= 1.841
				Scheibenbremse; <input checked="" type="checkbox"/>		24.3727-1956.2	581956	L= 320
2.5	131 - 132	12/12→12/18		Scheibenbremse; <input checked="" type="checkbox"/>		24.3727-1956.2	581956	L= 320
2.5 4WD	131 - 132	12/12→						
TOYOTA - RAV 4 IV VAN (_A4_) 12/12→								
 Bremsbackensatz, Feststellbremse								
2.0 D4d	105	10/15→11/18	➔			03.0137-3012.2	653012	Ø 172 x 32 - HEB
2.0 VVTi 4WD	111 - 112	12/12→11/18						
2.2 D4d 4WD	110	12/12→11/18						
Zubehörsatz, Feststellbremsbacken								
2.0 D4d	105	10/15→11/18	➔			03.0137-9335.2	669335	
2.0 VVTi 4WD	111 - 112	12/12→11/18						
2.2 D4d 4WD	110	12/12→11/18						
 Seilzug, Feststellbremse								
2.0 VVTi 4WD	111	12/12→11/18		Scheibenbremse; <input checked="" type="checkbox"/>		24.3727-1956.2	581956	L= 320
2.2 D4d 4WD	110	12/12→11/18		Scheibenbremse; <input type="checkbox"/>		24.3727-1964.2	581964	L= 1.882
				Scheibenbremse; <input type="checkbox"/>		24.3727-1965.2	581965	L= 1.841












	kw			 	! #		
TOYOTA - SEQUOIA (_K3_, _K4_) 05/00→10/07							
 Bremsbackensatz, Feststellbremse							
4.7	175	09/00→10/07	→			03.0137-3007.2 653007	Ø 209 x 45 - HEB
4.7 4WD	175 - 201	09/00→10/07					
Zubehörsatz, Feststellbremsbacken							
4.7	175 - 201	09/00→10/07	→			03.0137-9272.2 669272	
4.7 4WD	175 - 201	09/00→10/07					
TOYOTA - SOLARA Cabriolet (_V3_) 10/03→11/08							
 Bremsbackensatz, Feststellbremse							
2.4	117	10/03→11/06	→			03.0137-0402.2 650402	Ø 170 x 40
TOYOTA - SOLARA Coupe (_V2_) 06/98→12/03							
 Bremsbackensatz							
2.2	100	06/98→06/01	→			03.0137-0318.2 650318	Ø 229 x 41
TOYOTA - SOLARA Coupe (_V3_) 07/01→11/08							
 Bremsbackensatz, Feststellbremse							
2.4	117	07/03→11/08	→			03.0137-0402.2 650402	Ø 170 x 40
TOYOTA - SPRINTER Stufenheck (_E1_) 06/91→11/02							
 Radbremszylinder							
2.2 TD	59	04/98→07/00	→	<input type="checkbox"/>		24.3217-1734.3 020560	ALU
2.2 TD 4WD	59	04/98→07/00					
 Bremstrommel							
2.2 TD	59	04/98→07/00	→			24.0220-0023.1 480084	Ø 235 x 56 / 201
2.2 TD 4WD	59	04/98→07/00					
TOYOTA - STARLET (_P9_) 01/96→10/99							
 Radbremszylinder							
1.3	55	01/96→07/99	→	- ABS; <input type="checkbox"/>		24.3217-1734.3 020560	ALU
Zubehörsatz, Bremsbacken							
1.3	55	01/96→07/99	→			03.0137-9080.2 669080	
 Bremsbackensatz							
1.3	55	01/96→07/99	→			03.0137-0257.2 650257	Ø 180 x 28
 Seilzug, Feststellbremse							
1.3	55	01/96→07/99		Trommelbremse; <input type="checkbox"/>		24.3727-1950.2 581950	L= 1.485
				Trommelbremse; <input type="checkbox"/>		24.3727-1951.2 581951	L= 1.508
TOYOTA - SUPRA (_A8_) 05/93→07/02							
 Bremsbackensatz, Feststellbremse							
3.0 i	168	05/93→07/02	→	→ 08/98		03.0137-0400.2 650400	Ø 190 x 45
3.0 i Bi-Turbo	243	05/93→07/02					
TOYOTA - TOWN ACE Bus (_R4_, _R5_) 05/95→07/07							
 Bremsbackensatz							
2.0	96	10/96→10/01	→			03.0137-0398.2 650398	Ø 229 x 42 + HEB
2.0 4WD	96	10/96→10/01	→			03.0137-0193.2 650193	Ø 254 x 52
TOYOTA - TOWN ACE Kasten 04/92→01/05							
 Bremsbackensatz							
1.5	51	11/96→12/04	→			03.0137-0398.2 650398	Ø 229 x 42 + HEB
TOYOTA - TUNDRA Pick-up (_K3_, _K4_) 02/99→11/06							
 Bremsbackensatz							
3.4	140	04/99→07/04	→	→ 07/02		03.0137-0308.2 650308	Ø 295 x 51
3.4 4WD	140	04/99→07/04					
4.0	180	05/03→11/06	→			03.0137-0308.2 650308	Ø 295 x 51
→							













	kw					! #		
TOYOTA - TUNDRA Pick-up (_K3_, _K4_) 02/99→11/06								
 Bremsbackensatz								
4.0 4WD 4.7	180 183 - 207	05/03→11/06 02/99→11/06	➔				03.0137-0308.2 650308	Ø 295 x 51
4.7 4WD	183 - 207	02/99→11/06						
TOYOTA - URBAN CRUISER (_P1_) 07/07→03/16								
 Seilzug, Feststellbremse								
1.33	73	01/09→03/16		04/10→; Scheibenbremse; <input type="checkbox"/>			24.3727-1954.2 581954	L= 1.617
				04/10→; Scheibenbremse; <input type="checkbox"/>			24.3727-1955.2 581955	L= 1.665
1.33	74	04/09→03/16		Scheibenbremse; <input type="checkbox"/>			24.3727-1954.2 581954	L= 1.617
1.5 VVTi	80	07/07→03/16						
1.5 VVTi 4WD	76	07/07→03/16		Scheibenbremse; <input type="checkbox"/>			24.3727-1955.2 581955	L= 1.665
1.8	97	07/07→07/10						
1.4 D-4D	66	01/09→04/14		04/09→; Scheibenbremse; <input type="checkbox"/>			24.3727-1954.2 581954	L= 1.617
1.4 D-4D 4WD	66	01/09→04/14		04/09→; Scheibenbremse; <input type="checkbox"/>			24.3727-1955.2 581955	L= 1.665
TOYOTA - VENZA (_V1_) 11/08→11/16								
 Bremsbackensatz, Feststellbremse								
2.7 2.7 4WD	136 135 - 136	11/08→11/16 11/08→11/16	➔	→ 01/11			03.0137-0400.2 650400	Ø 190 x 45
3.5 3.5 4WD	200 200	11/08→11/16 11/08→11/16	➔	01/09→ 01/11			03.0137-0400.2 650400	Ø 190 x 45
TOYOTA - VEROSSA (_X11_) 10/00→04/04								
 Bremsbackensatz, Feststellbremse								
2.0 VVTi 4WD 2.5 VVTi	118 206	10/00→11/03 10/00→11/03	➔				03.0137-0400.2 650400	Ø 190 x 45
TOYOTA - VERSO (_R2_) 04/09→08/18								
 Bremsbackensatz, Feststellbremse								
1.6	81 - 97	04/09→08/18	➔				03.0137-3020.2 653020	Ø 180 x 32 + HEB
1.8	108	04/09→08/18						
2.0 D-4D	93	04/09→08/18						
2.2 D-4D	110	04/09→08/18						
2.2 D-CAT	130	04/09→08/18						
2.2 D-4D	100	04/09→08/18	➔	→ 01/12			03.0137-3020.2 653020	Ø 180 x 32 + HEB
Zubehörsatz, Feststellbremsbacken								
1.6	81 - 97	04/09→08/18	➔				03.0137-9336.2 669336	
1.8	108	04/09→08/18						
2.0 D-4D	93	04/09→08/18						
2.2 D-4D	110	04/09→08/18						
2.2 D-CAT	130	04/09→08/18						
2.2 D-4D	100	04/09→08/18	➔	→ 01/12			03.0137-9336.2 669336	
TOYOTA - VERSO S (_P12_) 11/10→10/16								
 Bremsbackensatz								
1.33	70 - 73	11/10→10/16	➔				03.0137-0528.2 650528	Ø 228 x 37 - HEB
1.4 D4-D	66	11/10→10/16						
 Seilzug, Feststellbremse								
1.33	70 - 73	11/10→10/16		Trommelbremse; <input type="checkbox"/>			24.3727-1961.2 581961	L= 1.657
1.4 D4-D	66	11/10→10/16		Trommelbremse; <input type="checkbox"/>			24.3727-1962.2 581962	L= 1.695
				Scheibenbremse; <input type="checkbox"/>			24.3727-1966.2 581966	L= 1.697
				Scheibenbremse; <input type="checkbox"/>			24.3727-1967.2 581967	L= 1.739
TOYOTA - VERSO VAN (_R2_) 04/09→08/18								
 Bremsbackensatz, Feststellbremse								
D4d VVTi	130 97 - 108	04/09→08/18 04/09→08/18	➔				03.0137-3020.2 653020	Ø 180 x 32 + HEB
Zubehörsatz, Feststellbremsbacken								
D4d VVTi	130 97 - 108	04/09→08/18 04/09→08/18	➔				03.0137-9336.2 669336	














	kw					! #		
TOYOTA - VIOS / SOLUNA VIOS (_P4_) 07/02→08/13								
 Bremsbackensatz								
1.3 VVTi 1.5 VVTi	64 68 - 80	07/02→01/08 10/02→10/06	➔				03.0137-0364.2 650364	Ø 200 x 32
TOYOTA - VISTA Stufenheck (_V5_) 06/98→08/03								
 Radbremsszylinder								
1.8 2.0	96 107 - 112	06/98→08/03 06/98→08/03	➔	<input type="checkbox"/>			24.3219-1729.3 020446	GG
			➔	<input type="checkbox"/>			24.3219-1730.3 020447	GG
 Bremsbackensatz								
1.8 2.0	96 107 - 112	06/98→08/03 06/98→08/03	➔				03.0137-0364.2 650364	Ø 200 x 32
TOYOTA - WILL CYPHA I (NCP7_) 05/01→07/05								
 Radbremsszylinder								
1.3 VVTi 1.5 VVTi 4WD	62 78	05/01→07/05 05/01→07/05	➔	<input type="checkbox"/>			24.3217-1721.3 020489	ALU
			➔	<input type="checkbox"/>			24.3217-1722.3 020490	ALU
 Bremstrommel								
1.3 VVTi	62	05/01→07/05	➔				24.0220-0041.1 480167	Ø 242 x 41,8 / 201
 Bremsbackensatz								
1.3 VVTi 1.5 VVTi 4WD	62 78	05/01→07/05 05/01→07/05	➔				03.0137-0364.2 650364	Ø 200 x 32
TOYOTA - YARIS / VIOS Stufenheck (_P9_) 08/05→12/13								
 Radbremsszylinder								
1.5	80	08/07→12/13	➔	Fahrzeugproduktionsland Frankreich	2		24.3220-1728.3 020509	ALU
Zubehörsatz, Bremsbacken								
1.5	80	08/07→12/13	➔	Fahrzeugproduktionsland Frankreich			03.0137-9280.2 669280	
 Bremsbackensatz								
1.5	80	08/07→12/13	➔	Fahrzeugproduktionsland Frankreich			03.0137-0502.2 650502 03.0520-8920.3 698920	Ø 203 x 38 + HEB AP Ø 203 x 38 + RZ / + Zub TopKit
 Seilzug, Feststellbremse								
1.5	80	08/07→12/13		- ABS; Fahrzeugproduktionsland Frankreich; Trommelbremse; <input type="checkbox"/>			24.3727-1937.2 581937	L= 1.555
				- ABS; Fahrzeugproduktionsland Frankreich; Trommelbremse; <input type="checkbox"/>			24.3727-1938.2 581938	L= 1.600
TOYOTA - YARIS / VIOS Stufenheck (_P15_) 05/13→								
 Bremsbackensatz								
1.5	79	05/13→	➔				03.0137-0364.2 650364	Ø 200 x 32
TOYOTA - YARIS (_P1_) 01/99→12/05								
 Radbremsszylinder								
1.0	48	03/03→09/05	➔	04/03→ 08/05; Fahrzeugproduktionsland Japan; <input type="checkbox"/>			24.3217-1721.3 020489	ALU
			➔	04/03→ 08/05; Fahrzeugproduktionsland Japan; <input type="checkbox"/>			24.3217-1722.3 020490	ALU
			➔	04/03→ 08/05; Fahrzeugproduktionsland Frankreich	2		24.3219-1744.3 020488	BOS ALU
1.0	50	04/99→09/05	➔	08/99→ 03/03; Fahrzeugproduktionsland Japan; <input type="checkbox"/>			24.3217-1721.3 020489	ALU
			➔	08/99→ 03/03; Fahrzeugproduktionsland Japan; <input type="checkbox"/>			24.3217-1722.3 020490	ALU
			➔	→ 03/03; Fahrzeugproduktionsland Frankreich	2		24.3219-1744.3 020488	BOS ALU
1.3 →	63	08/99→11/05	➔	→ 10/04; Fahrzeugproduktionsland Japan; <input type="checkbox"/>			24.3217-1721.3 020489	ALU















	kw					! #		
TOYOTA - YARIS (P1) 01/99→12/05								
 Radbremszylinder								
1.3	63	08/99→11/05	➡	→ 10/04; Fahrzeugproduktionsland Japan; ☐		24.3217-1722.3	020490	ALU
1.3	64	04/02→09/05	➡	→ 08/05; Fahrzeugproduktionsland Frankreich	2	24.3219-1744.3	020488	BOS ALU
1.4 D-4D	55	10/01→09/05	➡	☐		24.3217-1721.3	020489	ALU
			➡	☐		24.3217-1722.3	020490	ALU
			➡	12/01→ 08/05; Fahrzeugproduktionsland Frankreich	2	24.3219-1744.3	020488	BOS ALU
Zubehörsatz, Bremsbacken								
1.0	48	03/03→09/05	➡	04/03→ 08/05		03.0137-9236.2	669236	BOS
						03.0137-9287.2	669287	
1.0	50	04/99→09/05	➡	→ 03/03		03.0137-9236.2	669236	BOS
						03.0137-9287.2	669287	
1.3	63	08/99→11/05	➡	→ 10/04		03.0137-9236.2	669236	
1.3	64	04/02→09/05	➡	→ 08/05		03.0137-9287.2	669287	BOS
1.4 D-4D	55	10/01→09/05	➡	12/01→ 08/05		03.0137-9287.2	669287	BOS
 Bremstrommel								
1.0	48	03/03→09/05	➡	04/03→ 08/05; Fahrzeugproduktionsland Japan		24.0220-0041.1	480167	∅ 242 x 41,8 / 201
			➡	04/03→ 08/05; Fahrzeugproduktionsland Frankreich		24.0220-0047.1	480199	∅ 233 x 41 / 201
1.0	50	04/99→09/05	➡	→ 03/03; Fahrzeugproduktionsland Japan		24.0220-0041.1	480167	∅ 242 x 41,8 / 201
			➡	→ 03/03; Fahrzeugproduktionsland Frankreich		24.0220-0047.1	480199	∅ 233 x 41 / 201
1.3	63	08/99→11/05	➡	→ 10/04; Fahrzeugproduktionsland Japan		24.0220-0041.1	480167	∅ 242 x 41,8 / 201
1.3	64	04/02→09/05	➡	→ 08/05; Fahrzeugproduktionsland Frankreich		24.0220-0047.1	480199	∅ 233 x 41 / 201
1.4 D-4D	55	10/01→09/05	➡	12/01→ 08/05; Fahrzeugproduktionsland Frankreich		24.0220-0047.1	480199	∅ 233 x 41 / 201
 Bremsbackensatz								
1.0	48	03/03→09/05	➡	04/03→ 08/05; Fahrzeugproduktionsland Japan		03.0137-0364.2	650364	∅ 200 x 32
			➡	04/03→ 08/05; Fahrzeugproduktionsland Frankreich		03.0520-4317.3	694317	∅ 200 x 32 + RZ / + Zub TopKit
1.0	50	04/99→09/05	➡	→ 03/03; Fahrzeugproduktionsland Japan		03.0137-0466.2	650466	BOS ∅ 200 x 32 + HEB
			➡	→ 03/03; Fahrzeugproduktionsland Frankreich		03.0520-6519.3	696519	BOS ∅ 200 x 32 + RZ / + Zub TopKit
1.3	63	08/99→11/05	➡	→ 10/04; Fahrzeugproduktionsland Japan		03.0137-0364.2	650364	∅ 200 x 32
1.3	64	04/02→09/05	➡	→ 08/05; Fahrzeugproduktionsland Frankreich		03.0520-4317.3	694317	∅ 200 x 32 + RZ / + Zub TopKit
			➡	→ 08/05; Fahrzeugproduktionsland Frankreich		03.0137-0466.2	650466	BOS ∅ 200 x 32 + HEB
1.4 D-4D	55	10/01→09/05	➡			03.0520-6519.3	696519	BOS ∅ 200 x 32 + RZ / + Zub TopKit
			➡	12/01→ 08/05; Fahrzeugproduktionsland Frankreich		03.0137-0364.2	650364	∅ 200 x 32
						03.0137-0466.2	650466	BOS ∅ 200 x 32 + HEB
						03.0520-6519.3	696519	BOS ∅ 200 x 32 + RZ / + Zub TopKit
 Bremsbackensatz, Feststellbremse								
1.0	48	03/03→09/05	➡	04/03→ 08/05; + ABS		03.0137-0459.2	650459	∅ 172 x 32
1.0	50	04/99→09/05	➡	→ 03/03; + ABS		03.0137-0459.2	650459	∅ 172 x 32
1.3	63	08/99→11/05	➡	→ 10/04; + ABS		03.0137-0459.2	650459	∅ 172 x 32
1.3	64	04/02→09/05	➡	→ 08/05; + ABS		03.0137-0459.2	650459	∅ 172 x 32
1.5	77	01/03→11/05	➡	→ 08/05		03.0137-0459.2	650459	∅ 172 x 32
1.5	78	04/01→09/05	➡	→ 03/03		03.0137-0459.2	650459	∅ 172 x 32
1.5 →	110	03/00→07/05	➡	04/03→ 10/04		03.0137-0459.2	650459	∅ 172 x 32

	kw			 	! #		
TOYOTA - YARIS (P1) 01/99→12/05							
Zubehörsatz, Feststellbremsbacken							
1.0	48	03/03→09/05	➡	04/03→ 08/05; + ABS		03.0137-9335.2 669335	
1.0	50	04/99→09/05	➡	→ 03/03; + ABS		03.0137-9335.2 669335	
1.3	63	08/99→11/05	➡	→ 10/04; + ABS		03.0137-9335.2 669335	
1.3	64	04/02→09/05	➡	→ 08/05; + ABS		03.0137-9335.2 669335	
1.5	77	01/03→11/05	➡	→ 08/05		03.0137-9335.2 669335	
1.5	78	04/01→09/05	➡	→ 03/03		03.0137-9335.2 669335	
1.5	110	03/00→07/05	➡	04/03→ 10/04		03.0137-9335.2 669335	
 Seilzug, Feststellbremse							
1.0	48	03/03→09/05		04/03→ 08/05; für Fahrzeuge mit Scheibenbremse an der Hinterachse; Scheibenbremse; <input type="checkbox"/>		24.3727-1911.2 581911	L= 1.520
				04/03→ 08/05; für Fahrzeuge mit Scheibenbremse an der Hinterachse; Scheibenbremse; <input type="checkbox"/>		24.3727-1912.2 581912	L= 1.481
				04/03→ 08/05; für Fahrzeuge mit Trommelbremse an der Hinterachse; Trommelbremse; <input type="checkbox"/>		24.3727-1920.2 581920	L= 1.553
				04/03→ 08/05; für Fahrzeuge mit Trommelbremse an der Hinterachse; Trommelbremse; <input type="checkbox"/>		24.3727-1921.2 581921	L= 1.580
1.0	50	04/99→09/05		→ 07/99; für Fahrzeuge mit Trommelbremse an der Hinterachse; Trommelbremse; <input type="checkbox"/>		24.3727-1903.2 581903	L= 1.503
				→ 07/99; für Fahrzeuge mit Trommelbremse an der Hinterachse; Trommelbremse; <input type="checkbox"/>		24.3727-1909.2 581909	L= 1.543
				08/99→ 03/03; für Fahrzeuge mit Scheibenbremse an der Hinterachse; Scheibenbremse; <input type="checkbox"/>		24.3727-1911.2 581911	L= 1.520
				08/99→ 03/03; für Fahrzeuge mit Scheibenbremse an der Hinterachse; Scheibenbremse; <input type="checkbox"/>		24.3727-1912.2 581912	L= 1.481
				08/99→ 03/03; für Fahrzeuge mit Trommelbremse an der Hinterachse; Trommelbremse; <input type="checkbox"/>		24.3727-1920.2 581920	L= 1.553
				08/99→ 03/03; für Fahrzeuge mit Trommelbremse an der Hinterachse; Trommelbremse; <input type="checkbox"/>		24.3727-1921.2 581921	L= 1.580
1.3	63	08/99→11/05		→ 10/04; für Fahrzeuge mit Trommelbremse an der Hinterachse; Trommelbremse; <input type="checkbox"/>		24.3727-1903.2 581903	L= 1.503
				→ 10/04; für Fahrzeuge mit Trommelbremse an der Hinterachse; Trommelbremse; <input type="checkbox"/>		24.3727-1909.2 581909	L= 1.543
				→ 10/04; für Fahrzeuge mit Scheibenbremse an der Hinterachse; Scheibenbremse; <input type="checkbox"/>		24.3727-1911.2 581911	L= 1.520
				→ 10/04; für Fahrzeuge mit Scheibenbremse an der Hinterachse; Scheibenbremse; <input type="checkbox"/>		24.3727-1912.2 581912	L= 1.481
1.3	64	04/02→09/05		→ 08/05; für Fahrzeuge mit Scheibenbremse an der Hinterachse; Scheibenbremse; <input type="checkbox"/>		24.3727-1911.2 581911	L= 1.520
				→ 08/05; für Fahrzeuge mit Scheibenbremse an der Hinterachse; Scheibenbremse; <input type="checkbox"/>		24.3727-1912.2 581912	L= 1.481
				→ 08/05; für Fahrzeuge mit Trommelbremse an der Hinterachse; Trommelbremse; <input type="checkbox"/>		24.3727-1920.2 581920	L= 1.553
				→ 08/05; für Fahrzeuge mit Trommelbremse an der Hinterachse; Trommelbremse; <input type="checkbox"/>		24.3727-1921.2 581921	L= 1.580
1.4 D-4D	55	10/01→09/05		12/01→ 03/03; für Fahrzeuge mit Trommelbremse an der Hinterachse; Trommelbremse; <input type="checkbox"/>		24.3727-1903.2 581903	L= 1.503
				12/01→ 03/03; für Fahrzeuge mit Trommelbremse an der Hinterachse; Trommelbremse; <input type="checkbox"/>		24.3727-1909.2 581909	L= 1.543
				12/01→ 08/05; für Fahrzeuge mit Scheibenbremse an der Hinterachse; Scheibenbremse; <input type="checkbox"/>		24.3727-1911.2 581911	L= 1.520
→							













	kW					! #		
TOYOTA - YARIS (_P1_) 01/99→12/05								
 Seilzug, Feststellbremse								
1.4 D-4D	55	10/01→09/05		12/01→ 08/05; für Fahrzeuge mit Scheibenbremse an der Hinterachse; Scheibenbremse; <input type="checkbox"/>		24.3727-1912.2	581912	L= 1.481
				04/03→ 08/05; für Fahrzeuge mit Trommelbremse an der Hinterachse; Trommelbremse; <input type="checkbox"/>		24.3727-1920.2	581920	L= 1.553
				04/03→ 08/05; für Fahrzeuge mit Trommelbremse an der Hinterachse; Trommelbremse; <input type="checkbox"/>		24.3727-1921.2	581921	L= 1.580
1.5	77	01/03→11/05		→ 08/05; für Fahrzeuge mit Scheibenbremse an der Hinterachse; Scheibenbremse; <input type="checkbox"/>		24.3727-1911.2	581911	L= 1.520
				→ 08/05; für Fahrzeuge mit Scheibenbremse an der Hinterachse; Scheibenbremse; <input type="checkbox"/>		24.3727-1912.2	581912	L= 1.481
1.5	78	04/01→09/05		→ 03/03; für Fahrzeuge mit Scheibenbremse an der Hinterachse; Scheibenbremse; <input type="checkbox"/>		24.3727-1911.2	581911	L= 1.520
				→ 03/03; für Fahrzeuge mit Scheibenbremse an der Hinterachse; Scheibenbremse; <input type="checkbox"/>		24.3727-1912.2	581912	L= 1.481
1.5	110	03/00→07/05		04/03→ 10/04; für Fahrzeuge mit Scheibenbremse an der Hinterachse; Scheibenbremse; <input type="checkbox"/>		24.3727-1911.2	581911	L= 1.520
				04/03→ 10/04; für Fahrzeuge mit Scheibenbremse an der Hinterachse; Scheibenbremse; <input type="checkbox"/>		24.3727-1912.2	581912	L= 1.481
TOYOTA - YARIS (_P9_) 01/05→12/14								
 Radbremszylinder								
1.0 GPL 1.0 VVT-i 1.33 VVT-i 1.3 4WD 1.3 VVT-i 1.4 D-4D 1.5	51 51 - 52 73 - 74 64 63 - 64 66 80	01/06→12/11 08/05→12/11 11/08→12/11 08/07→11/10 08/05→12/12 08/05→12/12 11/05→12/14	➔	Fahrzeugproduktionsland Frankreich	2	24.3220-1728.3	020509	ALU
Zubehörsatz, Bremsbacken								
1.0 GPL 1.0 VVT-i 1.33 VVT-i 1.3 4WD 1.3 VVT-i 1.4 D-4D 1.5	51 51 - 52 73 - 74 64 63 - 64 66 80	01/06→12/11 08/05→12/11 11/08→12/11 08/07→11/10 08/05→12/12 08/05→12/12 11/05→12/14	➔	Fahrzeugproduktionsland Frankreich		03.0137-9280.2	669280	
 Bremsbackensatz								
1.0 GPL 1.0 VVT-i 1.33 VVT-i 1.3 4WD 1.3 VVT-i 1.4 D-4D 1.5	51 51 - 52 73 - 74 64 63 - 64 66 80	01/06→12/11 08/05→12/11 11/08→12/11 08/07→11/10 08/05→12/12 08/05→12/12 11/05→12/14	➔	Fahrzeugproduktionsland Frankreich		03.0137-0502.2 03.0520-8920.3	650502 698920	Ø 203 x 38 + HEB AP Ø 203 x 38 + RZ / + Zub TopKit
 Seilzug, Feststellbremse								
1.0 GPL 1.0 VVT-i	51 51 - 52	01/06→12/11 08/05→12/11		- ABS; Fahrzeugproduktionsland Frankreich; Trommelbremse; <input type="checkbox"/>		24.3727-1937.2	581937	L= 1.555
				- ABS; Fahrzeugproduktionsland Frankreich; Trommelbremse; <input type="checkbox"/>		24.3727-1938.2	581938	L= 1.600
				+ ABS; Fahrzeugproduktionsland Japan; Scheibenbremse; <input type="checkbox"/>		24.3727-1954.2	581954	L= 1.617
				+ ABS; Fahrzeugproduktionsland Japan; Scheibenbremse; <input type="checkbox"/>		24.3727-1955.2	581955	L= 1.665
→								












	kW			 	! #		
TOYOTA - YARIS (_P9_) 01/05→12/14							
 Seilzug, Feststellbremse							
1.0 GPL 1.0 VVT-i	51 51 - 52	01/06→12/11 08/05→12/11		- ABS; Fahrzeugproduktionsland Japan; Trommelbremse; <input type="checkbox"/>		24.3727-1959.2 581959	L= 1.558
				- ABS; Fahrzeugproduktionsland Japan; Trommelbremse; <input type="checkbox"/>		24.3727-1960.2 581960	L= 1.600
1.33 VVT-i 1.3 4WD 1.3 VVT-i 1.4 D-4D 1.5	73 - 74 64 64 66 80	11/08→12/11 08/07→11/10 08/05→11/10 08/05→12/12 11/05→12/14		- ABS; Fahrzeugproduktionsland Frankreich; Trommelbremse; <input type="checkbox"/>		24.3727-1937.2 581937	L= 1.555
				- ABS; Fahrzeugproduktionsland Frankreich; Trommelbremse; <input type="checkbox"/>		24.3727-1938.2 581938	L= 1.600
1.3 VVT-i	63	11/05→12/12		01/06→ 08/11; - ABS; Fahrzeugproduktionsland Frankreich; Trommelbremse; <input type="checkbox"/>		24.3727-1937.2 581937	L= 1.555
				01/06→ 08/11; - ABS; Fahrzeugproduktionsland Frankreich; Trommelbremse; <input type="checkbox"/>		24.3727-1938.2 581938	L= 1.600
1.8 VVTi	98	01/07→12/11		→ 08/11; Fahrzeugproduktionsland Japan; Scheibenbremse; <input type="checkbox"/>		24.3727-1954.2 581954	L= 1.617
				→ 08/11; Fahrzeugproduktionsland Japan; Scheibenbremse; <input type="checkbox"/>		24.3727-1955.2 581955	L= 1.665
TOYOTA - YARIS (_P13_) 12/10→							
 Radbremszylinder							
1.0 1.3 1.3 4WD 1.5	51 63 - 73 70 80	12/10→ 12/10→ 12/10→ 12/10→	➡	Fahrzeugproduktionsland Frankreich; - ESP	2	24.3220-1739.3 020546	ALU
1.0 1.5 1.5 Hybrid	53 82 54	06/18→ 03/17→ 04/15→	➡		2	24.3220-1739.3 020546	ALU
1.4 D	66	09/11→	➡	- ESP	2	24.3220-1739.3 020546	ALU
Zubehörsatz, Bremsbacken							
1.0 1.3 1.3 4WD 1.5	51 63 - 73 70 80	12/10→ 12/10→ 12/10→ 12/10→	➡	Fahrzeugproduktionsland Frankreich; - ESP		03.0137-9280.2 669280	
1.0 1.5 1.5 Hybrid	53 82 54	06/18→ 03/17→ 04/15→	➡			03.0137-9280.2 669280	
1.4 D	66	09/11→	➡	- ESP		03.0137-9280.2 669280	
 Bremsbackensatz							
1.0	51	12/10→	➡	Fahrzeugproduktionsland Frankreich; - ESP		03.0137-0502.2 650502 03.0520-9920.3 699920	Ø 203 x 38 + HEB AP Ø 203 x 38 + RZ / + Zub TopKit
1.0 1.5 1.5 Hybrid	53 82 54	06/18→ 03/17→ 04/15→	➡			03.0137-0502.2 650502 03.0520-9920.3 699920	Ø 203 x 38 + HEB AP Ø 203 x 38 + RZ / + Zub TopKit
1.3 1.3 4WD 1.5	63 - 73 70 80	12/10→ 12/10→ 12/10→	➡	Fahrzeugproduktionsland Frankreich; - ESP		03.0137-0502.2 650502 03.0520-9920.3 699920	Ø 203 x 38 + HEB AP Ø 203 x 38 + RZ / + Zub TopKit
			➡	Fahrzeugproduktionsland Japan; - ESP		03.0137-0528.2 650528	Ø 228 x 37 - HEB
1.4 D	66	09/11→	➡	- ESP		03.0137-0502.2 650502 03.0520-9920.3 699920	Ø 203 x 38 + HEB AP Ø 203 x 38 + RZ / + Zub TopKit
TOYOTA - YARIS (_P15_) 10/13→							
 Radbremszylinder							
1.3	63 - 73	10/13→	➡		2	24.3220-1739.3 020546	ALU
 Bremsbackensatz							
1.3	63 - 73	10/13→	➡			03.0137-0364.2 650364	Ø 200 x 32
1.5	79 - 80	03/14→	➡			03.0137-0502.2 650502	Ø 203 x 38 + HEB
















	kw			 	! #		
TOYOTA - YARIS (_P21_, _PA1_, _PH1_) 02/20→							
 Bremsbackensatz, Feststellbremse							
1.6 GR 4WD	192	02/20→	➡			03.0137-3012.2 653012	Ø 172 x 32 - HEB
TOYOTA - YARIS Kasten/Schrägheck (_P13_) 10/12→							
 Radbremsszylinder							
1.0 VVTi 1.3 VVTi	51 73	07/14→ 10/12→	➡	Fahrzeugproduktionsland Frankreich; - ESP		24.3220-1739.3 020546	ALU
1.0 VVTi 1.4 D4d 1.5 VVTi	53 66 82	06/18→ 07/14→ 03/17→	➡		2	24.3220-1739.3 020546	ALU
Zubehörsatz, Bremsbacken							
1.0 VVTi 1.3 VVTi	51 73	07/14→ 10/12→	➡	Fahrzeugproduktionsland Frankreich; - ESP		03.0137-9280.2 669280	
1.0 VVTi 1.4 D4d 1.5 VVTi	53 66 82	06/18→ 07/14→ 03/17→	➡			03.0137-9280.2 669280	
 Bremsbackensatz							
1.0 VVTi	51	07/14→	➡	Fahrzeugproduktionsland Frankreich; - ESP		03.0137-0502.2 650502 03.0520-9920.3 699920	Ø 203 x 38 + HEB AP Ø 203 x 38 + RZ / + Zub TopKit
1.0 VVTi 1.4 D4d 1.5 VVTi	53 66 82	06/18→ 07/14→ 03/17→	➡			03.0137-0502.2 650502 03.0520-9920.3 699920	Ø 203 x 38 + HEB AP Ø 203 x 38 + RZ / + Zub TopKit
1.3 VVTi	73	10/12→	➡	Fahrzeugproduktionsland Frankreich; - ESP		03.0137-0502.2 650502 03.0520-9920.3 699920	Ø 203 x 38 + HEB AP Ø 203 x 38 + RZ / + Zub TopKit
			➡	Fahrzeugproduktionsland Japan; - ESP		03.0137-0528.2 650528	Ø 228 x 37 - HEB
TOYOTA - YARIS VERSO (_P2_) 08/99→09/05							
 Radbremsszylinder							
1.3	62	11/02→09/05	➡	- ABS; Automatikgetriebe; <input type="checkbox"/>		24.3217-1721.3 020489	ALU
			➡	- ABS; Automatikgetriebe; <input type="checkbox"/>		24.3217-1722.3 020490	ALU
1.3	63	08/99→10/02	➡	11/99→; - ABS; Automatikgetriebe; <input type="checkbox"/>		24.3217-1721.3 020489	ALU
			➡	11/99→; - ABS; Automatikgetriebe; <input type="checkbox"/>		24.3217-1722.3 020490	ALU
1.5 4WD	78	03/00→09/05	➡	<input type="checkbox"/>		24.3217-1721.3 020489	ALU
			➡	<input type="checkbox"/>		24.3217-1722.3 020490	ALU
Zubehörsatz, Bremsbacken							
1.3 1.4 D-4D 1.5 1.5 4WD	62 55 77 78	11/02→09/05 09/00→09/05 03/00→09/05 03/00→09/05	➡	- ABS		03.0137-9236.2 669236	
1.3	63	08/99→10/02	➡	11/99→; - ABS		03.0137-9236.2 669236	
1.5	78	03/00→09/05	➡	→ 03/03; - ABS		03.0137-9236.2 669236	
 Bremstrommel							
1.3 1.4 D-4D 1.5 1.5 4WD	62 55 77 78	11/02→09/05 09/00→09/05 03/00→09/05 03/00→09/05	➡	- ABS		24.0220-0041.1 480167	Ø 242 x 41,8 / 201
1.3	63	08/99→10/02	➡	11/99→; - ABS		24.0220-0041.1 480167	Ø 242 x 41,8 / 201
1.5	78	03/00→09/05	➡	→ 03/03; - ABS		24.0220-0041.1 480167	Ø 242 x 41,8 / 201
 Bremsbackensatz							
1.3	62	11/02→09/05	➡	- ABS		03.0137-0364.2 650364	Ø 200 x 32
			➡	- ABS; Automatikgetriebe		03.0520-4317.3 694317	Ø 200 x 32 + RZ / + Zub TopKit
			➡	- ABS; Schaltgetriebe		03.0520-7119.3 697119	Ø 200 x 32 + RZ / + Zub TopKit
1.3	63	08/99→10/02	➡	11/99→; - ABS		03.0137-0364.2 650364	Ø 200 x 32
			➡	11/99→; - ABS; Automatikgetriebe		03.0520-4317.3 694317	Ø 200 x 32 + RZ / + Zub TopKit
			➡	11/99→; - ABS; Schaltgetriebe		03.0520-7119.3 697119	Ø 200 x 32 + RZ / + Zub TopKit
1.4 D-4D 1.5 1.5 4WD	55 77 78	09/00→09/05 03/00→09/05 03/00→09/05	➡	- ABS		03.0137-0364.2 650364 03.0520-7119.3 697119	Ø 200 x 32 Ø 200 x 32 + RZ / + Zub TopKit
1.5 →	78	03/00→09/05	➡	→ 03/03; - ABS		03.0137-0364.2 650364	Ø 200 x 32















	kw					! #		
TOYOTA - YARIS VERSO (_P2_) 08/99→09/05								
 Bremsbackensatz								
1.5	78	03/00→09/05	➡	→ 03/03; - ABS		03.0520-7119.3	697119	Ø 200 x 32 + RZ / + Zub TopKit
 Bremsbackensatz, Feststellbremse								
1.3	62	11/02→09/05	➡	+ ABS		03.0137-0459.2	650459	Ø 172 x 32
1.4 D-4D	55	09/00→09/05						
1.5	77	03/00→09/05						
1.5 4WD	78	03/00→09/05						
1.3	63	08/99→10/02	➡	11/99→; + ABS		03.0137-0459.2	650459	Ø 172 x 32
1.5	78	03/00→09/05	➡	→ 03/03; + ABS		03.0137-0459.2	650459	Ø 172 x 32
Zubehörsatz, Feststellbremsbacken								
1.3	62	11/02→09/05	➡	+ ABS		03.0137-9335.2	669335	
1.4 D-4D	55	09/00→09/05						
1.5	77	03/00→09/05						
1.5 4WD	78	03/00→09/05						
1.3	63	08/99→10/02	➡	11/99→; + ABS		03.0137-9335.2	669335	
1.5	78	03/00→09/05	➡	→ 03/03; + ABS		03.0137-9335.2	669335	
 Seilzug, Feststellbremse								
1.3	62	11/02→09/05		+ ABS; Scheibenbremse; <input type="checkbox"/>		24.3727-1968.2	581968	L= 1.664
				+ ABS; Scheibenbremse; <input type="checkbox"/>		24.3727-1969.2	581969	L= 1.604
1.3	63	08/99→10/02		11/99→; + ABS; Scheibenbremse; <input type="checkbox"/>		24.3727-1968.2	581968	L= 1.664
				11/99→; + ABS; Scheibenbremse; <input type="checkbox"/>		24.3727-1969.2	581969	L= 1.604
1.4 D-4D	55	09/00→09/05		12/01→; + ABS; Scheibenbremse; <input type="checkbox"/>		24.3727-1968.2	581968	L= 1.664
				12/01→; + ABS; Scheibenbremse; <input type="checkbox"/>		24.3727-1969.2	581969	L= 1.604
1.5	77	03/00→09/05		05/03→; + ABS; Scheibenbremse; <input type="checkbox"/>		24.3727-1968.2	581968	L= 1.664
				05/03→; + ABS; Scheibenbremse; <input type="checkbox"/>		24.3727-1969.2	581969	L= 1.604
1.5	78	03/00→09/05		→ 03/03; + ABS; Scheibenbremse; <input type="checkbox"/>		24.3727-1968.2	581968	L= 1.664
				→ 03/03; + ABS; Scheibenbremse; <input type="checkbox"/>		24.3727-1969.2	581969	L= 1.604
1.5 4WD	78	03/00→09/05		+ ABS; Trommelbremse; <input type="checkbox"/>		24.3727-1968.2	581968	L= 1.664
				+ ABS; Trommelbremse; <input type="checkbox"/>		24.3727-1969.2	581969	L= 1.604
TOYOTA - YARIS VERSO VAN (_P2_) 03/00→09/05								
 Radbremszylinder								
1.3 VVTi	62 - 63	03/00→09/05	➡	- ABS; Automatikgetriebe; <input type="checkbox"/>		24.3217-1721.3	020489	ALU
			➡	- ABS; Automatikgetriebe; <input type="checkbox"/>		24.3217-1722.3	020490	ALU
Zubehörsatz, Bremsbacken								
1.3 VVTi	62 - 63	03/00→09/05	➡	- ABS		03.0137-9236.2	669236	
1.4 D4d	55	10/01→09/05						
1.5 VVTi	78	03/00→03/03						
 Bremstrommel								
1.3 VVTi	62 - 63	03/00→09/05	➡	- ABS		24.0220-0041.1	480167	Ø 242 x 41,8 / 201
1.4 D4d	55	10/01→09/05						
1.5 VVTi	78	03/00→03/03						
 Bremsbackensatz								
1.3 VVTi	62 - 63	03/00→09/05	➡	- ABS		03.0137-0364.2	650364	Ø 200 x 32
			➡	- ABS; Automatikgetriebe		03.0520-4317.3	694317	Ø 200 x 32 + RZ / + Zub TopKit
			➡	- ABS; Schaltgetriebe		03.0520-7119.3	697119	Ø 200 x 32 + RZ / + Zub TopKit
1.4 D4d	55	10/01→09/05	➡	- ABS		03.0137-0364.2	650364	Ø 200 x 32
1.5 VVTi	78	03/00→03/03				03.0520-7119.3	697119	Ø 200 x 32 + RZ / + Zub TopKit
 Bremsbackensatz, Feststellbremse								
1.3 VVTi	62 - 63	03/00→09/05	➡	+ ABS		03.0137-0459.2	650459	Ø 172 x 32
1.4 D4d	55	10/01→09/05						
1.5 VVTi	78	03/00→03/03						
Zubehörsatz, Feststellbremsbacken								
1.3 VVTi	62 - 63	03/00→09/05	➡	+ ABS		03.0137-9335.2	669335	
1.4 D4d	55	10/01→09/05						
1.5 VVTi	78	03/00→03/03						



















	kw					! #		
TOYOTA - YARIS VERSO VAN (P2) 03/00→09/05								
 Seilzug, Feststellbremse								
1.3 VVTi	62 - 63	03/00→09/05		+ ABS; Scheibenbremse; <input type="checkbox"/>		24.3727-1968.2	581968	L= 1.664
1.5 VVTi	78	03/00→03/03		+ ABS; Scheibenbremse; <input type="checkbox"/>		24.3727-1969.2	581969	L= 1.604
1.4 D4d	55	10/01→09/05		12/01→; + ABS; Scheibenbremse; <input type="checkbox"/>		24.3727-1968.2	581968	L= 1.664
				12/01→; + ABS; Scheibenbremse; <input type="checkbox"/>		24.3727-1969.2	581969	L= 1.604
VAUXHALL - ADAM (M13) 10/12→04/19								
 Radbremszylinder								
1.0	85	07/14→11/18	➡			2	24.3219-1755.3	020508 ALU
1.4 S	110	11/14→01/19						
1.2	51	10/12→04/19	➡	01/13→		2	24.3219-1755.3	020508 ALU
1.4	64 - 74	10/12→02/19						
Zubehörsatz, Bremsbacken								
1.0	85	07/14→11/18	➡	F6000001→;		03.0137-9309.2	669309	AP
1.4 S	110	11/14→01/19		Br.trommeldurchm.innen [Zoll]: 9				
			➡	→ E6999999;		03.0137-9309.2	669309	AP
				Br.trommeldurchm.innen [Zoll]: 9				
			➡	F6000001→;		03.0137-9310.2	669310	AP
				Br.trommeldurchm.innen [Zoll]: 8				
			➡	→ E6999999;		03.0137-9310.2	669310	AP
				Br.trommeldurchm.innen [Zoll]: 8				
1.2	51	10/12→04/19	➡	01/13→; → E6999999;		03.0137-9309.2	669309	AP
1.4	64 - 74	10/12→02/19		Br.trommeldurchm.innen [Zoll]: 9				
			➡	F6000001→;		03.0137-9309.2	669309	AP
				Br.trommeldurchm.innen [Zoll]: 9				
			➡	01/13→; → E6999999;		03.0137-9310.2	669310	AP
				Br.trommeldurchm.innen [Zoll]: 8				
			➡	F6000001→;		03.0137-9310.2	669310	AP
				Br.trommeldurchm.innen [Zoll]: 8				
 Bremstrommel								
1.0	85	07/14→11/18	➡	Br.trommeldurchm.innen [Zoll]: 8		24.0220-3035.1	480300	Ø 249,5 x 45 / 204,7
1.4 S	110	11/14→01/19						
			➡	Br.trommeldurchm.innen [Zoll]: 9		24.0222-8037.1	480302	Ø 269 x 48 / 230
1.2	51	10/12→04/19	➡	01/13→;		24.0220-3035.1	480300	Ø 249,5 x 45 / 204,7
1.4	64 - 74	10/12→02/19		Br.trommeldurchm.innen [Zoll]: 8				
			➡	Br.trommeldurchm.innen [Zoll]: 9		24.0222-8037.1	480302	Ø 269 x 48 / 230
 Bremsbackensatz								
1.0	85	07/14→11/18	➡	F6000001→;		03.0137-0478.2	650478	AP Ø 228 x 42 + HEB
1.4 S	110	11/14→01/19		Br.trommeldurchm.innen [Zoll]: 9				
			➡	→ E6999999;		03.0137-0478.2	650478	AP Ø 228 x 42 + HEB
				Br.trommeldurchm.innen [Zoll]: 9		03.0520-6819.3	696819	AP Ø 228 x 42 + RZ / + Zub TopKit
			➡	F6000001→;		03.0137-0479.2	650479	AP Ø 203 x 38 + HEB
				Br.trommeldurchm.innen [Zoll]: 8				
			➡	→ E6999999;		03.0137-0479.2	650479	AP Ø 203 x 38 + HEB
				Br.trommeldurchm.innen [Zoll]: 8				
			➡	Br.trommeldurchm.innen [Zoll]: 8		03.0520-6719.3	696719	AP Ø 203 x 38 + RZ / + Zub TopKit
1.2	51	10/12→04/19	➡	01/13→; → E6999999;		03.0137-0478.2	650478	AP Ø 228 x 42 + HEB
1.4	64 - 74	10/12→02/19		Br.trommeldurchm.innen [Zoll]: 9		03.0520-6819.3	696819	AP Ø 228 x 42 + RZ / + Zub TopKit
			➡	F6000001→;		03.0137-0478.2	650478	AP Ø 228 x 42 + HEB
				Br.trommeldurchm.innen [Zoll]: 9				
			➡	01/13→; → E6999999;		03.0137-0479.2	650479	AP Ø 203 x 38 + HEB
				Br.trommeldurchm.innen [Zoll]: 8				
			➡	F6000001→;		03.0137-0479.2	650479	AP Ø 203 x 38 + HEB
				Br.trommeldurchm.innen [Zoll]: 8				
			➡	Br.trommeldurchm.innen [Zoll]: 8		03.0520-6719.3	696719	AP Ø 203 x 38 + RZ / + Zub TopKit
 Seilzug, Feststellbremse								
1.0	85	07/14→11/18		Ø 203; Trommelbremse; <input type="checkbox"/>		1	24.3727-0799.2	580799 L= 1.335 L2= 1.335
1.4 S	110	11/14→01/19						
				Ø 228; Trommelbremse; <input type="checkbox"/>		1	24.3727-3500.2	583500 L= 1.352 L2= 1.352
1.2	51	10/12→04/19		01/13→; Ø 203; Trommelbremse; <input type="checkbox"/>		1	24.3727-0799.2	580799 L= 1.335 L2= 1.335
1.4	64 - 74	10/12→02/19						
				01/13→; Ø 228; Trommelbremse; <input type="checkbox"/>		1	24.3727-3500.2	583500 L= 1.352 L2= 1.352

	kw					! #		
VAUXHALL - AGILA Mk I (A) (H00) 02/00→03/08								
 Radbremszylinder								
1.0 12V 1.2 16V Twinport	43 59	09/00→08/05 07/04→11/06	➡			2	24.3215-1701.3 020493	ALU
1.0 12V	44	02/00→11/06	➡	09/00→		2	24.3215-1701.3 020493	ALU
1.2 16V	55	09/00→03/08	➡	→ 07/07		2	24.3215-1701.3 020493	ALU
Zubehörsatz, Bremsbacken								
1.0 12V 1.2 16V Twinport	43 59	09/00→08/05 07/04→11/06	➡	→ 2G999999			03.0137-9286.2 669286	
			➡	3G0000001→			03.0137-9300.2 669300	
1.0 12V	44	02/00→11/06	➡	09/00→; → 2G999999			03.0137-9286.2 669286	
			➡	3G0000001→			03.0137-9300.2 669300	
1.2 16V	55	09/00→03/08	➡	→ 2G999999			03.0137-9286.2 669286	
			➡	3G0000001→; → 07/07			03.0137-9300.2 669300	
 Bremstrommel								
1.0 12V 1.2 16V Twinport	43 59	09/00→08/05 07/04→11/06	➡	→ 2G999999			24.0218-0039.1 480160	Ø 208 x 34,5 / 182 - RLG / - ABS Ring
			➡	4G0000001→			24.0220-0045.1 480189	Ø 232 x 38 / 202 - RLG / - ABS Ring
1.0 12V	44	02/00→11/06	➡	09/00→; → 2G999999			24.0218-0039.1 480160	Ø 208 x 34,5 / 182 - RLG / - ABS Ring
			➡	4G0000001→			24.0220-0045.1 480189	Ø 232 x 38 / 202 - RLG / - ABS Ring
1.2 16V	55	09/00→03/08	➡	→ 2G999999			24.0218-0039.1 480160	Ø 208 x 34,5 / 182 - RLG / - ABS Ring
			➡	4G0000001→; → 07/07			24.0220-0045.1 480189	Ø 232 x 38 / 202 - RLG / - ABS Ring
 Bremsbackensatz								
1.0 12V 1.2 16V Twinport	43 59	09/00→08/05 07/04→11/06	➡	→ 2G999999			03.0137-0399.2 650399	Ø 180 x 26 + HEB
			➡	3G0000001→			03.0520-1315.3 691315	Ø 180 x 26 + RZ / + Zub TopKit
			➡				03.0137-0465.2 650465	Ø 200 x 29 + HEB
			➡				03.0520-1415.3 691415	Ø 200 x 29 + RZ / + Zub TopKit
1.0 12V	44	02/00→11/06	➡	09/00→; → 2G999999			03.0137-0399.2 650399	Ø 180 x 26 + HEB
			➡	3G0000001→			03.0520-1315.3 691315	Ø 180 x 26 + RZ / + Zub TopKit
			➡				03.0137-0465.2 650465	Ø 200 x 29 + HEB
			➡				03.0520-1415.3 691415	Ø 200 x 29 + RZ / + Zub TopKit
1.2 16V	55	09/00→03/08	➡	→ 2G999999			03.0137-0399.2 650399	Ø 180 x 26 + HEB
			➡	3G0000001→; → 07/07			03.0520-1315.3 691315	Ø 180 x 26 + RZ / + Zub TopKit
			➡				03.0137-0465.2 650465	Ø 200 x 29 + HEB
			➡				03.0520-1415.3 691415	Ø 200 x 29 + RZ / + Zub TopKit
 Seilzug, Feststellbremse								
1.0 12V 1.2 16V Twinport	43 59	09/00→08/05 07/04→11/06		→ 1G075421; Trommelbremse; <input type="checkbox"/>			24.3727-0771.2 580771	L= 1.516 + Zub
				1G075422→ 2G999999; Trommelbremse; <input type="checkbox"/>			24.3727-0771.2 580771	L= 1.516 + Zub
				1G075422→ 2G999999; Trommelbremse; <input type="checkbox"/>			24.3727-0772.2 580772	L= 1.498
				→ 1G075421; Trommelbremse; <input type="checkbox"/>			24.3727-0774.2 580774	L= 1.507 + Zub
				3G0000001→; Trommelbremse; <input type="checkbox"/>			24.3727-0777.2 580777	L= 1.536 + Zub
				3G0000001→; Trommelbremse; <input type="checkbox"/>			24.3727-0778.2 580778	L= 1.530 + Zub
1.0 12V	44	02/00→11/06		09/00→; → 1G075421; Trommelbremse; <input type="checkbox"/>			24.3727-0771.2 580771	L= 1.516 + Zub
				1G075422→ 2G999999; Trommelbremse; <input type="checkbox"/>			24.3727-0771.2 580771	L= 1.516 + Zub
				1G075422→ 2G999999; Trommelbremse; <input type="checkbox"/>			24.3727-0772.2 580772	L= 1.498
				09/00→; → 1G075421; Trommelbremse; <input type="checkbox"/>			24.3727-0774.2 580774	L= 1.507 + Zub
				3G0000001→; Trommelbremse; <input type="checkbox"/>			24.3727-0777.2 580777	L= 1.536 + Zub
				3G0000001→; Trommelbremse; <input type="checkbox"/>			24.3727-0778.2 580778	L= 1.530 + Zub
1.2 16V	55	09/00→03/08		→ 1G075421; Trommelbremse; <input type="checkbox"/>			24.3727-0771.2 580771	L= 1.516 + Zub
				1G075422→ 2G999999; Trommelbremse; <input type="checkbox"/>			24.3727-0771.2 580771	L= 1.516 + Zub
				1G075422→ 2G999999; Trommelbremse; <input type="checkbox"/>			24.3727-0772.2 580772	L= 1.498












	kw					! #		
VAUXHALL - AGILA Mk I (A) (H00) 02/00→03/08								
 Seilzug, Feststellbremse								
1.2 16V	55	09/00→03/08			→ 1G075421; Trommelbremse; <input type="checkbox"/>		24.3727-0774.2 580774	L= 1.507 + Zub
					3G000001→; → 07/07; Trommelbremse; <input type="checkbox"/>		24.3727-0777.2 580777	L= 1.536 + Zub
					3G000001→; → 07/07; Trommelbremse; <input type="checkbox"/>		24.3727-0778.2 580778	L= 1.530 + Zub
VAUXHALL - AGILA Mk II (B) (H08) 01/08→11/14								
 Radbremszylinder								
1.0 12V 1.0 i 1.2 i 16V 1.3 CDTI	48 50 63 - 69 55	01/08→11/14 08/11→11/14 01/08→11/14	➔			2	24.3219-1756.3 020511	BOS ALU
Zubehörsatz, Bremsbacken								
1.0 12V 1.0 i 1.2 i 16V 1.3 CDTI	48 50 63 - 69 55	01/08→11/14 08/11→11/14 01/08→11/14	➔				03.0137-9287.2 669287	BOS
 Bremsbackensatz								
1.0 12V 1.0 i 1.2 i 16V 1.3 CDTI	48 50 63 - 69 55	01/08→11/14 08/11→11/14 01/08→11/14	➔				03.0137-0466.2 650466 03.0520-6919.3 696919	BOS Ø 200 x 32 + HEB BOS Ø 200 x 32 + RZ / + Zub TopKit
 Seilzug, Feststellbremse								
1.0 12V 1.0 i 1.2 i 16V 1.3 CDTI	48 50 63 - 69 55	01/08→11/14 08/11→11/14 01/08→11/14			Trommelbremse; <input type="checkbox"/>		24.3727-0792.2 580792 24.3727-0793.2 580793	L= 1.600 L= 1.600
VAUXHALL - ANTARA A (L07) 08/06→								
 Bremsbackensatz, Feststellbremse								
2.0 CDTi 2.0 CDTI 2.0 CDTI 4x4 2.2 CDTi 4x4 2.2 CDTi FWD 2.4 2.4 4x4 2.4 4x4 2.4 LPG 4x4	93 110 110 120 - 135 120 103 - 123 123 103 103	08/06→04/15 08/06→04/15 08/06→04/15 12/10→ 12/10→ 08/06→04/15 12/10→04/15 08/06→	➔	09/08→			03.0137-3011.2 653011 03.0137-3011.2 653011 03.0137-3011.2 653011	Ø 188 x 26 - HEB Ø 188 x 26 - HEB Ø 188 x 26 - HEB
VAUXHALL - ARENA Combi (A97) 01/97→08/01								
 Radbremszylinder								
1.9 D 2.5 D	44 55	03/98→08/01 03/98→08/01	➔	- ABS + ABS			24.3223-1106.3 020317 24.3225-1601.3 020359 24.3225-1601.3 020359	BDX GG TRW GG TRW GG
Zubehörsatz, Bremsbacken								
1.9 D 2.5 D	44 55	03/98→08/01 03/98→08/01	➔	→ 03/01; - ABS + ABS			03.0137-9211.2 669211 03.0137-9216.2 669216 03.0137-9216.2 669216	BDX TRW TRW
 Bremstrommel								
1.9 D 2.5 D	44 55	03/98→08/01 03/98→08/01	➔	+ ABS			24.0225-4015.2 480178 24.0225-4015.2 480178	Ø 291 x 70 / 254,8 - RLG / - ABS Ring / mit Radbe- festigungsbolzen Ø 291 x 70 / 254,8 - RLG / - ABS Ring / mit Radbe- festigungsbolzen
 Bremsbackensatz								
1.9 D →	44	03/98→08/01	➔	→ 03/01; - ABS			03.0137-0153.2 650153	BDX Ø 255 x 46











	kw			 	! #		
VAUXHALL - ARENA Combi (A97) 01/97→08/01							
 Bremsbackensatz							
1.9 D	44	03/98→08/01	➔	+ ABS		03.0137-0330.2 650330 03.0520-0825.3 690825	TRW Ø 254 x 57 + HEB TRW Ø 254 x 57 + RZ / + Zub TopKit
2.5 D	55	03/98→08/01	➔			03.0137-0330.2 650330 03.0520-0825.3 690825	TRW Ø 254 x 57 + HEB TRW Ø 254 x 57 + RZ / + Zub TopKit
VAUXHALL - ARENA Van (A97) 01/97→08/01							
 Radbremszylinder							
1.9 D	44	03/98→08/01	➔	- ABS		24.3223-1106.3 020317	BDX GG
			➔	+ ABS		24.3225-1601.3 020359	TRW GG
2.5 D	55	03/98→08/01	➔			24.3225-1601.3 020359	TRW GG
Zubehörsatz, Bremsbacken							
1.9 D	44	03/98→08/01	➔	→ 03/01; - ABS		03.0137-9211.2 669211	BDX
			➔	+ ABS		03.0137-9216.2 669216	TRW
2.5 D	55	03/98→08/01	➔			03.0137-9216.2 669216	TRW
 Bremstrommel							
1.9 D	44	03/98→08/01	➔	+ ABS		24.0225-4015.2 480178	Ø 291 x 70 / 254,8 - RLG / - ABS Ring / mit Radbe- festigungsbolzen
2.5 D	55	03/98→08/01	➔			24.0225-4015.2 480178	Ø 291 x 70 / 254,8 - RLG / - ABS Ring / mit Radbe- festigungsbolzen
 Bremsbackensatz							
1.9 D	44	03/98→08/01	➔	→ 03/01; - ABS		03.0137-0153.2 650153	BDX Ø 255 x 46
			➔	+ ABS		03.0137-0330.2 650330 03.0520-0825.3 690825	TRW Ø 254 x 57 + HEB TRW Ø 254 x 57 + RZ / + Zub TopKit
2.5 D	55	03/98→08/01	➔			03.0137-0330.2 650330 03.0520-0825.3 690825	TRW Ø 254 x 57 + HEB TRW Ø 254 x 57 + RZ / + Zub TopKit
VAUXHALL - ASTRA Mk III (F) Cabriolet (T92) 09/91→03/01							
 Radbremszylinder							
1.6 i	55	01/96→03/01	➔	→ R2500000	2	03.3217-3512.3 020032	Lucas GG
1.8 16V	85	11/94→03/01	➔	R2500001→	2	24.3219-1715.3 020122 24.3219-1767.3 020552	ALU GG
2.0 i 16V	100	01/94→02/98	➔	→ R2500000	2	03.3217-3512.3 020032	Lucas GG
			➔	R2500001→; → 10/94	2	24.3219-1715.3 020122 24.3219-1767.3 020552	ALU GG
Zubehörsatz, Bremsbacken							
1.6 i	55	01/96→03/01	➔			03.0137-9167.2 669167	
1.8 16V	85	11/94→03/01	➔				
2.0 i 16V	100	01/94→02/98	➔	→ 10/94		03.0137-9167.2 669167	
 Bremstrommel							
1.6 i	55	01/96→03/01	➔			24.0220-0001.2 480013	Ø 242 x 53,5 / 201,3
1.8 16V	85	11/94→03/01	➔				
2.0 i 16V	100	01/94→02/98	➔	→ 10/94		24.0220-0001.2 480013	Ø 242 x 53,5 / 201,3
 Bremsbackensatz							
1.6 i	55	01/96→03/01	➔			03.0137-0267.2 650267	Ø 200 x 46 + HEB
1.8 16V	85	11/94→03/01	➔	R2500001→		03.0420-4019.3 684019 03.0520-4019.3 694019 03.0525-0011.3 EQ0011	DEL Ø 200 x 46 + RZ / + Zub Kit DEL Ø 200 x 46 + RZ / + Zub TopKit TRW Ø 200 x 46 - RZ / + Zub Easy Quick
			➔	→ R2500000		03.0520-3717.3 693717 03.0525-0011.3 EQ0011	Ø 200 x 46 + RZ / + Zub TopKit TRW Ø 200 x 46 - RZ / + Zub Easy Quick
→							












	kw				! #		
VAUXHALL - ASTRA Mk III (F) Cabriolet (T92) 09/91→03/01							
 Bremsbackensatz							
2.0 i 16V	100	01/94→02/98	➔	→ 10/94		03.0137-0267.2 650267	Ø 200 x 46 + HEB
			➔	R2500001→		03.0420-4019.3 684019 03.0520-4019.3 694019	DEL Ø 200 x 46 + RZ / + Zub Kit DEL Ø 200 x 46 + RZ / + Zub TopKit
			➔	→ R2500000		03.0525-0011.3 EQ0011	TRW Ø 200 x 46 - RZ / + Zub Easy Quick
			➔	→ R2500000		03.0520-3717.3 693717 03.0525-0011.3 EQ0011	Ø 200 x 46 + RZ / + Zub TopKit TRW Ø 200 x 46 - RZ / + Zub Easy Quick
VAUXHALL - ASTRA Mk III (F) CC (T92) 09/91→02/98							
 Radbremszylinder							
1.4 i	44	09/91→02/98	➔	10/91→; → R2500000	2	03.3217-3512.3 020032	Lucas GG
1.4 S	55	09/91→02/98	➔	R2500001→	2	24.3219-1715.3 020122	ALU
1.6 i	55	09/91→02/98	➔			24.3219-1767.3 020552	GG
1.8 i	66	09/91→02/98	➔				
2.0 i	85	09/91→02/98	➔				
1.4 i	60	03/92→02/98	➔	→ R2500000; nicht für Fahrzeuge mit verstärkter Bremse	2	03.3217-3512.3 020032	Lucas GG
			➔	R2500001→; nicht für Fahrzeuge mit verstärkter Bremse	2	24.3219-1715.3 020122 24.3219-1767.3 020552	ALU GG
			➔	für Fahrzeuge mit verstärkter Bremse	2	24.3219-1715.3 020122 24.3219-1767.3 020552	ALU GG
1.6 i	74	03/92→02/98	➔	→ R2500000	2	03.3217-3512.3 020032	Lucas GG
1.6 i 16V	74	01/94→02/98	➔				
1.7 D	42	12/91→02/98	➔	R2500001→	2	24.3219-1715.3 020122 24.3219-1767.3 020552	ALU GG
1.7 TD	60	12/91→02/98	➔				
1.8 i 16V	85	09/94→02/98	➔	11/94→	2	24.3219-1715.3 020122 24.3219-1767.3 020552	ALU GG
Zubehörsatz, Bremsbacken							
1.4 i	44	09/91→02/98	➔	10/91→; → SP999999		03.0137-9166.2 669166	
1.4 S	55	09/91→02/98	➔	T2500001→		03.0137-9167.2 669167	
1.4 i	60	03/92→02/98	➔	→ SP999999; Schaltgetriebe		03.0137-9166.2 669166	
1.7 D	42	12/91→02/98	➔	Automatikgetriebe		03.0137-9167.2 669167	
			➔	T2500001→; Schaltgetriebe		03.0137-9167.2 669167	
1.6 i	55	09/91→02/98	➔	10/91→; → SP999999; Schaltgetriebe		03.0137-9166.2 669166	
			➔	10/91→; Automatikgetriebe		03.0137-9167.2 669167	
			➔	T2500001→; Schaltgetriebe		03.0137-9167.2 669167	
1.6 i	74	03/92→02/98	➔			03.0137-9167.2 669167	
1.6 i 16V	74	01/94→02/98	➔				
1.7 TD	60	12/91→02/98	➔				
1.8 i	66	09/91→02/98	➔	10/91→		03.0137-9167.2 669167	
2.0 i	85	09/91→02/98	➔				
1.8 i 16V	85	09/94→02/98	➔	11/94→		03.0137-9167.2 669167	
 Bremstrommel							
1.4 i	44	09/91→02/98	➔	10/91→		24.0220-0011.2 480016	Ø 228 x 37,4 / 201
1.4 S	55	09/91→02/98	➔				
1.4 i	60	03/92→02/98	➔	Schaltgetriebe; für Fahrzeuge mit verstärkter Bremse		24.0220-0001.2 480013	Ø 242 x 53,5 / 201,3
			➔	Automatikgetriebe		24.0220-0001.2 480013	Ø 242 x 53,5 / 201,3
			➔	Schaltgetriebe; nicht für Fahrzeuge mit verstärkter Bremse		24.0220-0011.2 480016	Ø 228 x 37,4 / 201
1.6 i	55	09/91→02/98	➔	10/91→; Automatikgetriebe		24.0220-0001.2 480013	Ø 242 x 53,5 / 201,3
			➔	10/91→; Schaltgetriebe		24.0220-0011.2 480016	Ø 228 x 37,4 / 201
1.6 i	74	03/92→02/98	➔			24.0220-0001.2 480013	Ø 242 x 53,5 / 201,3
1.6 i 16V	74	01/94→02/98	➔				
1.7 TD	60	12/91→02/98	➔				
1.7 D	42	12/91→02/98	➔	für Fahrzeuge mit verstärkter Bremse		24.0220-0001.2 480013	Ø 242 x 53,5 / 201,3
			➔	nicht für Fahrzeuge mit verstärkter Bremse		24.0220-0011.2 480016	Ø 228 x 37,4 / 201
1.8 i	66	09/91→02/98	➔	10/91→		24.0220-0001.2 480013	Ø 242 x 53,5 / 201,3
2.0 i	85	09/91→02/98	➔				
1.8 i 16V	85	09/94→02/98	➔	11/94→		24.0220-0001.2 480013	Ø 242 x 53,5 / 201,3













	kw			 	! #		
VAUXHALL - ASTRA Mk III (F) CC (T92) 09/91→02/98							
Bremsbackensatz							
1.4 i 1.4 S	44 55	09/91→02/98 09/91→02/98	➔	10/91→; → SP999999		03.0137-0266.2 650266	Ø 200 x 29 + HEB
			➔	T2500001→		03.0137-0267.2 650267	Ø 200 x 46 + HEB
						03.0420-4019.3 684019	DEL Ø 200 x 46 + RZ / + Zub Kit
						03.0520-4019.3 694019	DEL Ø 200 x 46 + RZ / + Zub TopKit
						03.0525-0011.3 EQ0011	TRW Ø 200 x 46 - RZ / + Zub Easy Quick
			➔	R2500001→ SP999999		03.0420-1019.3 681019	TRW Ø 200 x 29 + RZ / + Zub Kit
						03.0520-1019.3 691019	TRW Ø 200 x 29 + RZ / + Zub TopKit
						03.0525-0010.3 EQ0010	TRW Ø 200 x 29 - RZ / + Zub Easy Quick
			➔	10/91→; → R2500000		03.0520-1917.3 691917	TRW Ø 200 x 29 + RZ / + Zub TopKit
						03.0525-0010.3 EQ0010	TRW Ø 200 x 29 - RZ / + Zub Easy Quick
1.4 i 1.7 D	60 42	03/92→02/98 12/91→02/98	➔	→ SP999999; Schaltgetriebe		03.0137-0266.2 650266	Ø 200 x 29 + HEB
			➔	Automatikgetriebe		03.0137-0267.2 650267	Ø 200 x 46 + HEB
						03.0420-4019.3 684019	DEL Ø 200 x 46 + RZ / + Zub Kit
						03.0520-4019.3 694019	DEL Ø 200 x 46 + RZ / + Zub TopKit
						03.0525-0011.3 EQ0011	TRW Ø 200 x 46 - RZ / + Zub Easy Quick
			➔	T2500001→; Schaltgetriebe		03.0137-0267.2 650267	Ø 200 x 46 + HEB
						03.0420-4019.3 684019	DEL Ø 200 x 46 + RZ / + Zub Kit
						03.0520-4019.3 694019	DEL Ø 200 x 46 + RZ / + Zub TopKit
						03.0525-0011.3 EQ0011	TRW Ø 200 x 46 - RZ / + Zub Easy Quick
			➔	R2500001→ SP999999; Schaltgetriebe		03.0420-1019.3 681019	TRW Ø 200 x 29 + RZ / + Zub Kit
						03.0520-1019.3 691019	TRW Ø 200 x 29 + RZ / + Zub TopKit
						03.0525-0010.3 EQ0010	TRW Ø 200 x 29 - RZ / + Zub Easy Quick
			➔	→ R2500000; Schaltgetriebe		03.0520-1917.3 691917	TRW Ø 200 x 29 + RZ / + Zub TopKit
						03.0525-0010.3 EQ0010	TRW Ø 200 x 29 - RZ / + Zub Easy Quick
1.6 i	55	09/91→02/98	➔	10/91→; → SP999999; Schaltgetriebe		03.0137-0266.2 650266	Ø 200 x 29 + HEB
			➔	10/91→; Automatikgetriebe		03.0137-0267.2 650267	Ø 200 x 46 + HEB
						03.0420-4019.3 684019	DEL Ø 200 x 46 + RZ / + Zub Kit
						03.0520-4019.3 694019	DEL Ø 200 x 46 + RZ / + Zub TopKit
						03.0525-0011.3 EQ0011	TRW Ø 200 x 46 - RZ / + Zub Easy Quick
			➔	T2500001→; Schaltgetriebe		03.0137-0267.2 650267	Ø 200 x 46 + HEB
						03.0420-4019.3 684019	DEL Ø 200 x 46 + RZ / + Zub Kit
						03.0520-4019.3 694019	DEL Ø 200 x 46 + RZ / + Zub TopKit
						03.0525-0011.3 EQ0011	TRW Ø 200 x 46 - RZ / + Zub Easy Quick
			➔	R2500001→ SP999999; Schaltgetriebe		03.0420-1019.3 681019	TRW Ø 200 x 29 + RZ / + Zub Kit
						03.0520-1019.3 691019	TRW Ø 200 x 29 + RZ / + Zub TopKit
						03.0525-0010.3 EQ0010	TRW Ø 200 x 29 - RZ / + Zub Easy Quick
			➔	10/91→; → R2500000; Schaltgetriebe		03.0520-1917.3 691917	TRW Ø 200 x 29 + RZ / + Zub TopKit
						03.0525-0010.3 EQ0010	TRW Ø 200 x 29 - RZ / + Zub Easy Quick
1.6 i 1.6 i 16V	74 74	03/92→02/98 01/94→02/98	➔			03.0137-0267.2 650267	Ø 200 x 46 + HEB
						03.0420-4019.3 684019	DEL Ø 200 x 46 + RZ / + Zub Kit
						03.0520-4019.3 694019	DEL Ø 200 x 46 + RZ / + Zub TopKit
						03.0525-0011.3 EQ0011	TRW Ø 200 x 46 - RZ / + Zub Easy Quick
1.7 TD →	60	12/91→02/98	➔			03.0137-0267.2 650267	Ø 200 x 46 + HEB






























































	kw					! #		
VAUXHALL - ASTRA Mk III (F) CC (T92) 09/91→02/98								
 Bremsbackensatz								
1.7 TD	60	12/91→02/98	➔	R2500001→			03.0420-4019.3 684019 03.0520-4019.3 694019 03.0525-0011.3 EQ0011	DEL Ø 200 x 46 + RZ / + Zub Kit DEL Ø 200 x 46 + RZ / + Zub TopKit TRW Ø 200 x 46 - RZ / + Zub Easy Quick
			➔	→ R2500000			03.0520-3717.3 693717 03.0525-0011.3 EQ0011	Ø 200 x 46 + RZ / + Zub TopKit TRW Ø 200 x 46 - RZ / + Zub Easy Quick
1.8 i 2.0 i	66 85	09/91→02/98 09/91→02/98	➔	10/91→			03.0137-0267.2 650267	Ø 200 x 46 + HEB
			➔	R2500001→			03.0420-4019.3 684019 03.0520-4019.3 694019 03.0525-0011.3 EQ0011	DEL Ø 200 x 46 + RZ / + Zub Kit DEL Ø 200 x 46 + RZ / + Zub TopKit TRW Ø 200 x 46 - RZ / + Zub Easy Quick
			➔	10/91→; → R2500000			03.0520-3717.3 693717 03.0525-0011.3 EQ0011	Ø 200 x 46 + RZ / + Zub TopKit TRW Ø 200 x 46 - RZ / + Zub Easy Quick
1.8 i 16V	85	09/94→02/98	➔	11/94→			03.0137-0267.2 650267 03.0420-4019.3 684019 03.0520-4019.3 694019 03.0525-0011.3 EQ0011	Ø 200 x 46 + HEB DEL Ø 200 x 46 + RZ / + Zub Kit DEL Ø 200 x 46 + RZ / + Zub TopKit TRW Ø 200 x 46 - RZ / + Zub Easy Quick
 Bremsbackensatz, Feststellbremse								
1.8 i 16V	92	09/94→02/98	➔				03.0137-0172.2 650172	Ø 160 x 25
2.0 i 16V	110	09/91→02/98	➔	10/91→			03.0137-0172.2 650172	Ø 160 x 25
Zubehörsatz, Feststellbremsbacken								
1.8 i 16V	92	09/94→02/98	➔				03.0137-9243.2 669243	
2.0 i 16V	110	09/91→02/98	➔	10/91→			03.0137-9243.2 669243	
 Seilzug, Feststellbremse								
1.4 i 1.4 S 1.6 i 1.8 i 2.0 i	44 55 55 66 85	09/91→02/98 09/91→02/98 09/91→02/98 09/91→02/98 09/91→02/98		10/91→; Trommelbremse; ⚠	1		24.3727-0735.2 580735	L= 1.273 L2= 1.690 + Zub
1.4 i 1.4 i 16V 1.6 i 1.6 i 16V 1.7 D 1.7 TD 1.8 i 16V	60 66 74 74 42 60 85	03/92→02/98 02/96→02/98 03/92→02/98 01/94→02/98 12/91→02/98 12/91→02/98 09/94→02/98		Trommelbremse; ⚠	1		24.3727-0735.2 580735	L= 1.273 L2= 1.690 + Zub
1.8 i 16V	92	09/94→02/98		Trommelbremse; ⚠	1		24.3727-0732.2 580732 24.3727-0735.2 580735	L= 1.288 L2= 1.398 + Zub L= 1.273 L2= 1.690 + Zub
				Scheibenbremse; ⚠	1		24.3727-0742.2 580742	L= 1.175 L2= 1.575 + Zub
2.0 i 16V	110	09/91→02/98		10/91→; Trommelbremse; ⚠	1		24.3727-0732.2 580732	L= 1.288 L2= 1.398 + Zub
				10/91→; Scheibenbremse; ⚠	1		24.3727-0742.2 580742	L= 1.175 L2= 1.575 + Zub
VAUXHALL - ASTRA Mk III (F) Kombi (T92) 03/91→12/98								
 Radbremszylinder								
1.4 i 1.8 i 2.0 i	44 - 60 66 85	03/91→02/98 09/91→02/98 09/91→02/98	➔	10/91→	2		24.3219-1715.3 020122 24.3219-1767.3 020552	ALU GG
1.4 i 16V 1.7 D 1.7 TD 1.8 i 16V	66 42 50 - 60 85 - 92	02/96→01/98 12/91→02/98 12/91→02/98 09/94→02/98 09/94→02/98	➔		2		24.3219-1715.3 020122 24.3219-1767.3 020552	ALU GG
1.6 i	52	07/94→02/98	➔	→ R2500000	2		03.3217-3512.3 020032	Lucas GG
			➔		2		24.3219-1715.3 020122 24.3219-1767.3 020552	ALU GG
			➔	R2500001→; → 07/96	2		24.3219-1715.3 020122 24.3219-1767.3 020552	ALU GG
1.6 i →	55	09/91→12/98	➔	10/91→ 09/98	2		24.3219-1715.3 020122	ALU


















	kw				! #		
VAUXHALL - ASTRA Mk III (F) Kombi (T92) 03/91→12/98							
 Radbremszylinder							
1.6 i	55	09/91→12/98	➔	10/91→ 09/98		24.3219-1767.3 020552	GG
Zubehörsatz, Bremsbacken							
1.4 i	44 - 60	03/91→02/98	➔	10/91→; → SP999999		03.0137-9167.2 669167	
1.8 i	66	09/91→02/98	➔	T2500001→		03.0137-9215.2 669215	
2.0 i	85	09/91→02/98					
1.4 i 16V	66	02/96→01/98	➔	→ SP999999		03.0137-9167.2 669167	
1.6 i	52	07/94→02/98					
1.7 D	42	12/91→02/98	➔	T2500001→		03.0137-9215.2 669215	
1.7 TD	50 - 60	12/91→02/98					
1.8 i 16V	85 - 92	09/94→02/98					
1.6 i	55	09/91→12/98	➔	10/91→; → SP999999		03.0137-9167.2 669167	
			➔	T2500001→; → 09/98		03.0137-9215.2 669215	
 Bremstrommel							
1.4 i	44 - 60	03/91→02/98	➔	10/91→; → ST999999		24.0220-0001.2 480013	Ø 242 x 53,5 / 201,3
1.8 i	66	09/91→02/98	➔	T2500001→		24.0223-0013.2 480061	Ø 265 x 50 / 231
2.0 i	85	09/91→02/98					
1.4 i 16V	66	02/96→01/98	➔	→ ST999999		24.0220-0001.2 480013	Ø 242 x 53,5 / 201,3
1.6 i	52	07/94→02/98					
1.7 D	42	12/91→02/98	➔	T2500001→		24.0223-0013.2 480061	Ø 265 x 50 / 231
1.7 TD	50 - 60	12/91→02/98					
1.8 i 16V	85 - 92	09/94→02/98					
1.6 i	55	09/91→12/98	➔	10/91→; → ST999999		24.0220-0001.2 480013	Ø 242 x 53,5 / 201,3
			➔	T2500001→; → 09/98		24.0223-0013.2 480061	Ø 265 x 50 / 231
 Bremsbackensatz							
1.4 i	44 - 60	03/91→02/98	➔	10/91→; → SP999999		03.0137-0267.2 650267	Ø 200 x 46 + HEB
1.8 i	66	09/91→02/98				03.0420-4019.3 684019	DEL Ø 200 x 46 + RZ / + Zub Kit
2.0 i	85	09/91→02/98				03.0520-4019.3 694019	DEL Ø 200 x 46 + RZ / + Zub TopKit
						03.0525-0011.3 EQ0011	TRW Ø 200 x 46 - RZ / + Zub Easy Quick
			➔	T2500001→		03.0137-0322.2 650322	Ø 230 x 42
						03.0520-5719.3 695719	TRW Ø 230 x 42 + RZ / + Zub TopKit
						03.0525-0016.3 EQ0016	TRW Ø 230 x 42 - RZ / + Zub Easy Quick
1.4 i 16V	66	02/96→01/98	➔	→ SP999999		03.0137-0267.2 650267	Ø 200 x 46 + HEB
1.6 i	52	07/94→02/98				03.0420-4019.3 684019	DEL Ø 200 x 46 + RZ / + Zub Kit
1.7 D	42	12/91→02/98				03.0520-4019.3 694019	DEL Ø 200 x 46 + RZ / + Zub TopKit
1.7 TD	50 - 60	12/91→02/98				03.0525-0011.3 EQ0011	TRW Ø 200 x 46 - RZ / + Zub Easy Quick
1.8 i 16V	85 - 92	09/94→02/98				03.0525-0011.3 EQ0011	TRW Ø 200 x 46 - RZ / + Zub Easy Quick
			➔	T2500001→		03.0137-0322.2 650322	Ø 230 x 42
						03.0520-5719.3 695719	TRW Ø 230 x 42 + RZ / + Zub TopKit
						03.0525-0016.3 EQ0016	TRW Ø 230 x 42 - RZ / + Zub Easy Quick
1.6 i	55	09/91→12/98	➔	10/91→; → SP999999		03.0137-0267.2 650267	Ø 200 x 46 + HEB
						03.0420-4019.3 684019	DEL Ø 200 x 46 + RZ / + Zub Kit
						03.0520-4019.3 694019	DEL Ø 200 x 46 + RZ / + Zub TopKit
						03.0525-0011.3 EQ0011	TRW Ø 200 x 46 - RZ / + Zub Easy Quick
			➔	T2500001→; → 09/98		03.0137-0322.2 650322	Ø 230 x 42
						03.0520-5719.3 695719	TRW Ø 230 x 42 + RZ / + Zub TopKit
						03.0525-0016.3 EQ0016	TRW Ø 230 x 42 - RZ / + Zub Easy Quick
 Seilzug, Feststellbremse							
1.4 i	44 - 60	03/91→02/98		10/91→; Trommelbremse; ⚠	1	24.3727-0732.2 580732	L= 1.288 L2= 1.398 + Zub
1.8 i	66	09/91→02/98					
→							





















































	kw					! #		
VAUXHALL - ASTRA Mk III (F) Kombi (T92) 03/91→12/98								
 Seilzug, Feststellbremse								
1.4 i 16V 1.6 i 1.7 D 1.7 TD 1.8 i 16V	66 52 42 50 - 60 85 - 92	02/96→01/98 07/94→02/98 12/91→02/98 12/91→02/98 09/94→02/98		Trommelbremse; ↓		1	24.3727-0732.2 580732	L= 1.288 L2= 1.398 + Zub
1.6 i	55	09/91→12/98		10/91→ 09/98; Trommelbremse; ↓		1	24.3727-0732.2 580732	L= 1.288 L2= 1.398 + Zub
2.0 i	85	09/91→02/98		10/91→; → R8999999; Trommelbremse; ↓		1	24.3727-0732.2 580732	L= 1.288 L2= 1.398 + Zub
VAUXHALL - ASTRA Mk III (F) Stufenheck (T92) 09/91→09/98								
 Radbremszylinder								
1.6 i 1.6 i 16V 1.7 D 1.7 TD 1.8 i 2.0 i 1.8 i 16V	55 74 44 50 - 60 66 85 82	03/92→09/98 08/94→09/98 07/92→09/98 12/91→09/98 03/92→09/98 03/92→09/98 09/95→02/98	→ → → → → → →	→ R2500000 R2500001→		2 2 2 2	03.3217-3512.3 020032 24.3219-1715.3 020122 24.3219-1767.3 020552 24.3219-1715.3 020122 24.3219-1767.3 020552	Lucas GG ALU GG ALU GG
Zubehörsatz, Bremsbacken								
1.6 i 1.7 D	55 44	03/92→09/98 07/92→09/98	→ → →	→ SP999999; Schaltgetriebe Automatikgetriebe T2500001→; Schaltgetriebe			03.0137-9166.2 669166 03.0137-9167.2 669167 03.0137-9167.2 669167	
1.6 i 16V 1.7 TD 1.8 i 1.8 i 16V 2.0 i	74 50 - 60 66 82 85	08/94→09/98 12/91→09/98 03/92→09/98 09/95→02/98 03/92→09/98	→ → → → →				03.0137-9167.2 669167	
 Bremsstrommel								
1.6 i	55	03/92→09/98	→ →	Automatikgetriebe Schaltgetriebe			24.0220-0001.2 480013 24.0220-0011.2 480016	Ø 242 x 53,5 / 201,3 Ø 228 x 37,4 / 201
1.6 i 16V 1.7 TD 1.8 i 1.8 i 16V 2.0 i 1.7 D	74 50 - 60 66 82 85 44	08/94→09/98 12/91→09/98 03/92→09/98 09/95→02/98 03/92→09/98 07/92→09/98	→ → → → → → →				24.0220-0001.2 480013 24.0220-0011.2 480016 24.0220-0001.2 480013 24.0220-0011.2 480016	Ø 242 x 53,5 / 201,3 Ø 242 x 53,5 / 201,3 Ø 242 x 53,5 / 201,3 Ø 228 x 37,4 / 201
 Bremsbackensatz								
1.6 i 1.7 D	55 44	03/92→09/98 07/92→09/98	→ → → → → → → → → →	→ SP999999; Schaltgetriebe Automatikgetriebe T2500001→; Schaltgetriebe R2500001→ SP999999; Schaltgetriebe → R2500000; Schaltgetriebe			03.0137-0266.2 650266 03.0137-0267.2 650267 03.0420-4019.3 684019 03.0520-4019.3 694019 03.0525-0011.3 EQ0011 03.0137-0267.2 650267 03.0420-4019.3 684019 03.0520-4019.3 694019 03.0525-0011.3 EQ0011 03.0420-1019.3 681019 03.0520-1019.3 691019 03.0525-0010.3 EQ0010 03.0520-1917.3 691917 03.0525-0010.3 EQ0010	Ø 200 x 29 + HEB Ø 200 x 46 + HEB DEL Ø 200 x 46 + RZ / + Zub Kit DEL Ø 200 x 46 + RZ / + Zub TopKit TRW Ø 200 x 46 - RZ / + Zub Easy Quick Ø 200 x 46 + HEB DEL Ø 200 x 46 + RZ / + Zub Kit DEL Ø 200 x 46 + RZ / + Zub TopKit TRW Ø 200 x 46 - RZ / + Zub Easy Quick TRW Ø 200 x 29 + RZ / + Zub Kit TRW Ø 200 x 29 + RZ / + Zub TopKit TRW Ø 200 x 29 - RZ / + Zub Easy Quick TRW Ø 200 x 29 + RZ / + Zub TopKit TRW Ø 200 x 29 - RZ / + Zub Easy Quick
→								

	kw					! #		
VAUXHALL - ASTRA Mk III (F) Stufenheck (T92) 09/91→09/98								
 Bremsbackensatz								
1.6 i 16V 1.8 i 16V	74 82	08/94→09/98 09/95→02/98	➔				03.0137-0267.2 650267 03.0420-4019.3 684019 03.0520-4019.3 694019 03.0525-0011.3 EQ0011	Ø 200 x 46 + HEB DEL Ø 200 x 46 + RZ / + Zub Kit DEL Ø 200 x 46 + RZ / + Zub TopKit TRW Ø 200 x 46 - RZ / + Zub Easy Quick
1.7 TD 1.8 i 2.0 i	50 - 60 66 85	12/91→09/98 03/92→09/98 03/92→09/98	➔ ➔ ➔	R2500001→ → R2500000			03.0137-0267.2 650267 03.0420-4019.3 684019 03.0520-4019.3 694019 03.0525-0011.3 EQ0011 03.0520-3717.3 693717 03.0525-0011.3 EQ0011	Ø 200 x 46 + HEB DEL Ø 200 x 46 + RZ / + Zub Kit DEL Ø 200 x 46 + RZ / + Zub TopKit TRW Ø 200 x 46 - RZ / + Zub Easy Quick Ø 200 x 46 + RZ / + Zub TopKit TRW Ø 200 x 46 - RZ / + Zub Easy Quick
 Bremsbackensatz, Feststellbremse								
1.8 i 16V 2.0 i 16V	82 100	09/95→02/98 02/95→09/98	➔				03.0137-0172.2 650172	Ø 160 x 25
Zubehörsatz, Feststellbremsbacken								
1.8 i 16V 2.0 i 16V	82 100	09/95→02/98 02/95→09/98	➔				03.0137-9243.2 669243	
 Seilzug, Feststellbremse								
1.4 i 1.4 i 16V 1.6 i 1.6 i 16V 1.7 D 1.7 TD 1.8 i 2.0 i	44 - 60 66 55 74 44 50 - 60 66 85	04/92→09/98 02/96→09/98 03/92→09/98 08/94→09/98 07/92→09/98 12/91→09/98 03/92→09/98 03/92→09/98		Trommelbremse; ⬇		1	24.3727-0735.2 580735	L= 1.273 L2= 1.690 + Zub
1.8 i 16V 2.0 i 16V	82 100	09/95→02/98 02/95→09/98		Trommelbremse; ⬇ Scheibenbremse; ⬇		1 1	24.3727-0732.2 580732 24.3727-0742.2 580742	L= 1.288 L2= 1.398 + Zub L= 1.175 L2= 1.575 + Zub
VAUXHALL - ASTRA Mk IV (G) Cabriolet (T98) 03/01→10/05								
 Seilzug, Feststellbremse								
2.0 2.0 Turbo 2.2 16V	147 141 108	09/02→10/05 03/02→10/05 03/01→10/05		42000001→; Scheibenbremse; ⬆ → 22006460; Scheibenbremse; ⬆ 22006461→ 38999999; Scheibenbremse; ⬆ → 22006460; Scheibenbremse; ⬇ 22006461→ 38999999; Scheibenbremse; ⬇ 42000001→; Scheibenbremse; ⬇		1 1 1 1 1 1	24.3727-0748.2 580748 24.3727-0748.2 580748 24.3727-0748.2 580748 24.3727-0752.2 580752 24.3727-0753.2 580753 24.3727-0783.2 580783	L= 279 + Zub L= 279 + Zub L= 279 + Zub L= 1.593 L2= 1.593 + Zub L= 1.592 L2= 1.592 + Zub L= 1.587 L2= 1.587 + Zub
VAUXHALL - ASTRA Mk IV (G) CC (T98) 02/98→05/05								
 Radbremszylinder								
1.4 16V 1.6 1.6 16V 1.6 Dualfuel 1.7 TD	66 55 74 55 50	02/98→05/05 02/98→09/00 02/98→05/05 02/98→12/00 02/98→08/00	➔	04/98→		2	24.3219-1715.3 020122	ALU
1.4 16V Dualfuel 1.6 1.6 Dualfuel 1.7 DTI 16V	66 62 62 - 74 55	09/99→06/03 09/00→05/05 09/99→05/05 02/00→05/05	➔			2	24.3219-1715.3 020122	ALU
Zubehörsatz, Bremsbacken								
1.4 16V 1.6 1.6 16V 1.6 Dualfuel	66 55 74 55	02/98→05/05 02/98→09/00 02/98→05/05 02/98→12/00	➔ ➔	22000001→ 04/98→; → 18999999			03.0137-9215.2 669215 03.0137-9215.2 669215	
1.4 16V Dualfuel 1.6 1.6 Dualfuel 1.7 DTI 16V	66 62 62 - 74 55	09/99→06/03 09/00→05/05 09/99→05/05 02/00→05/05	➔ ➔	22000001→ → 18999999			03.0137-9215.2 669215 03.0137-9215.2 669215	
→								












	kw					! #		
VAUXHALL - ASTRA Mk IV (G) CC (T98) 02/98→05/05								
Zubehörsatz, Bremsbacken								
1.7 TD	50	02/98→08/00	➡	04/98→			03.0137-9215.2 669215	
 Bremstrommel								
1.4 16V	66	02/98→05/05	➡	04/98→			24.0223-0013.2 480061	Ø 265 x 50 / 231
1.6	55	02/98→09/00						
1.6 16V	74	02/98→05/05						
1.6 Dualfuel	55	02/98→12/00						
1.7 TD	50	02/98→08/00						
1.4 16V Dualfuel	66	09/99→06/03	➡				24.0223-0013.2 480061	Ø 265 x 50 / 231
1.6	62	09/00→05/05						
1.6 Dualfuel	62 - 74	09/99→05/05						
1.7 DTI 16V	55	02/00→05/05						
 Bremsbackensatz								
1.4 16V	66	02/98→05/05	➡	04/98→; → 18999999			03.0137-0322.2 650322	Ø 230 x 42
1.6	55	02/98→09/00					03.0520-5719.3 695719	TRW Ø 230 x 42 + RZ / + Zub TopKit
1.6 16V	74	02/98→05/05						
1.6 Dualfuel	55	02/98→12/00					03.0525-0016.3 EQ0016	TRW Ø 230 x 42 - RZ / + Zub Easy Quick
			➡	22000001→			03.0137-0424.2 650424	Ø 230 x 42 + HEB
							03.0520-6019.3 696019	Ø 230 x 42 + RZ / + Zub TopKit
1.4 16V Dualfuel	66	09/99→06/03	➡	→ 18999999			03.0137-0322.2 650322	Ø 230 x 42
1.6	62	09/00→05/05					03.0520-5719.3 695719	TRW Ø 230 x 42 + RZ / + Zub TopKit
1.6 Dualfuel	62 - 74	09/99→05/05						
1.7 DTI 16V	55	02/00→05/05					03.0525-0016.3 EQ0016	TRW Ø 230 x 42 - RZ / + Zub Easy Quick
			➡	22000001→			03.0137-0424.2 650424	Ø 230 x 42 + HEB
							03.0520-6019.3 696019	Ø 230 x 42 + RZ / + Zub TopKit
1.7 TD	50	02/98→08/00	➡	04/98→			03.0137-0322.2 650322	Ø 230 x 42
							03.0520-5719.3 695719	TRW Ø 230 x 42 + RZ / + Zub TopKit
							03.0525-0016.3 EQ0016	TRW Ø 230 x 42 - RZ / + Zub Easy Quick
 Seilzug, Feststellbremse								
1.4 16V	66	02/98→05/05		04/98→; Trommelbremse; ⬇	2	24.3727-0746.2 580746		L= 182 + Zub
1.6	55	02/98→09/00		04/98→; Trommelbremse; ⬇	1	24.3727-0747.2 580747		L= 1.252 L2= 1.252 + Zub
1.6 16V	74	02/98→05/05		42000001→; Scheibenbremse; ⬆	1	24.3727-0748.2 580748		L= 279 + Zub
1.6 Dualfuel	55	02/98→12/00		04/98→; → 22006460; Scheibenbremse; ⬆	1	24.3727-0748.2 580748		L= 279 + Zub
				04/98→; Trommelbremse; ⬆	1	24.3727-0748.2 580748		L= 279 + Zub
				22006461→ 38999999; Scheibenbremse; ⬆	1	24.3727-0748.2 580748		L= 279 + Zub
				04/98→; → 22006460; Scheibenbremse; ⬇	1	24.3727-0752.2 580752		L= 1.593 L2= 1.593 + Zub
				22006461→ 38999999; Scheibenbremse; ⬇	1	24.3727-0753.2 580753		L= 1.592 L2= 1.592 + Zub
				42000001→; Scheibenbremse; ⬇	1	24.3727-0783.2 580783		L= 1.587 L2= 1.587 + Zub
1.4 16V Dualfuel	66	09/99→06/03		Trommelbremse; ⬇	2	24.3727-0746.2 580746		L= 182 + Zub
1.6	62	09/00→05/05		Trommelbremse; ⬇	1	24.3727-0747.2 580747		L= 1.252 L2= 1.252 + Zub
1.6 Dualfuel	62 - 74	09/99→05/05		→ 22006460; Scheibenbremse; ⬆	1	24.3727-0748.2 580748		L= 279 + Zub
1.7 DTI 16V	55	02/00→05/05		42000001→; Scheibenbremse; ⬆	1	24.3727-0748.2 580748		L= 279 + Zub
				Trommelbremse; ⬆	1	24.3727-0748.2 580748		L= 279 + Zub
				22006461→ 38999999; Scheibenbremse; ⬆	1	24.3727-0748.2 580748		L= 279 + Zub
				→ 22006460; Scheibenbremse; ⬇	1	24.3727-0752.2 580752		L= 1.593 L2= 1.593 + Zub
				22006461→ 38999999; Scheibenbremse; ⬇	1	24.3727-0753.2 580753		L= 1.592 L2= 1.592 + Zub
				42000001→; Scheibenbremse; ⬇	1	24.3727-0783.2 580783		L= 1.587 L2= 1.587 + Zub
1.7 CDTI 16V	59	04/03→05/05		→ 38999999; Scheibenbremse; ⬆	1	24.3727-0748.2 580748		L= 279 + Zub
				42000001→; Scheibenbremse; ⬆	1	24.3727-0748.2 580748		L= 279 + Zub
				→ 38999999; Scheibenbremse; ⬇	1	24.3727-0753.2 580753		L= 1.592 L2= 1.592 + Zub
				42000001→; Scheibenbremse; ⬇	1	24.3727-0783.2 580783		L= 1.587 L2= 1.587 + Zub
1.7 TD	50	02/98→08/00		04/98→; Trommelbremse; ⬇	2	24.3727-0746.2 580746		L= 182 + Zub
				04/98→; Trommelbremse; ⬇	1	24.3727-0747.2 580747		L= 1.252 L2= 1.252 + Zub
				04/98→; Trommelbremse; ⬆	1	24.3727-0748.2 580748		L= 279 + Zub

	kw					! #		
VAUXHALL - ASTRA Mk IV (G) CC (T98) 02/98→05/05								
 Seilzug, Feststellbremse								
1.7 TD	50	02/98→08/00		04/98→; Scheibenbremse; 	1	24.3727-0748.2	580748	L= 279 + Zub
				04/98→; Scheibenbremse; 	1	24.3727-0752.2	580752	L= 1.593 L2= 1.593 + Zub
1.8 16V 2.0 16V 2.0 DI	85 100 60	02/98→09/00 02/98→05/05 02/98→05/05		04/98→; → 22006460; Scheibenbremse; 	1	24.3727-0748.2	580748	L= 279 + Zub
				42000001→; Scheibenbremse; 	1	24.3727-0748.2	580748	L= 279 + Zub
				22006461→ 38999999; Scheibenbremse; 	1	24.3727-0748.2	580748	L= 279 + Zub
				04/98→; → 22006460; Scheibenbremse; 	1	24.3727-0752.2	580752	L= 1.593 L2= 1.593 + Zub
				22006461→ 38999999; Scheibenbremse; 	1	24.3727-0753.2	580753	L= 1.592 L2= 1.592 + Zub
				42000001→; Scheibenbremse; 	1	24.3727-0783.2	580783	L= 1.587 L2= 1.587 + Zub
1.8 16V 1.8 16V Dualfuel	92 87 - 92	09/00→05/05 07/02→05/05		42000001→; Scheibenbremse; 	1	24.3727-0748.2	580748	L= 279 + Zub
				→ 22006460; Scheibenbremse; 	1	24.3727-0748.2	580748	L= 279 + Zub
				22006461→ 38999999; Scheibenbremse; 	1	24.3727-0748.2	580748	L= 279 + Zub
2.0 2.0 DTI 16V 2.0 SRI Turbo 2.2 16V	147 74 141 108	08/02→05/05 08/99→05/05 11/01→05/05 03/01→05/05		→ 22006460; Scheibenbremse; 	1	24.3727-0752.2	580752	L= 1.593 L2= 1.593 + Zub
				22006461→ 38999999; Scheibenbremse; 	1	24.3727-0753.2	580753	L= 1.592 L2= 1.592 + Zub
				42000001→; Scheibenbremse; 	1	24.3727-0783.2	580783	L= 1.587 L2= 1.587 + Zub
VAUXHALL - ASTRA Mk IV (G) Coupe (T98) 03/00→08/05								
 Radbremszylinder								
1.6 16V	76	03/00→08/05			2	24.3219-1715.3	020122	ALU
Zubehörsatz, Bremsbacken								
1.6 16V	76	03/00→08/05		22000001→		03.0137-9215.2	669215	
				→ 18999999		03.0137-9215.2	669215	
 Bremstrommel								
1.6 16V	76	03/00→08/05				24.0223-0013.2	480061	Ø 265 x 50 / 231
 Bremsbackensatz								
1.6 16V	76	03/00→08/05		→ 18999999		03.0137-0322.2	650322	Ø 230 x 42
						03.0520-5719.3	695719	TRW Ø 230 x 42 + RZ / + Zub TopKit
						03.0525-0016.3	EQ0016	TRW Ø 230 x 42 - RZ / + Zub Easy Quick
				22000001→		03.0137-0424.2	650424	Ø 230 x 42 + HEB
						03.0520-6019.3	696019	Ø 230 x 42 + RZ / + Zub TopKit
 Seilzug, Feststellbremse								
1.6 16V	76	03/00→08/05		Trommelbremse; 	2	24.3727-0746.2	580746	L= 182 + Zub
				Trommelbremse; 	1	24.3727-0747.2	580747	L= 1.252 L2= 1.252 + Zub
				→ 22006460; Scheibenbremse; 	1	24.3727-0748.2	580748	L= 279 + Zub
				42000001→; Scheibenbremse; 	1	24.3727-0748.2	580748	L= 279 + Zub
				Trommelbremse; 	1	24.3727-0748.2	580748	L= 279 + Zub
				22006461→ 38999999; Scheibenbremse; 	1	24.3727-0748.2	580748	L= 279 + Zub
				→ 22006460; Scheibenbremse; 	1	24.3727-0752.2	580752	L= 1.593 L2= 1.593 + Zub
				22006461→ 38999999; Scheibenbremse; 	1	24.3727-0753.2	580753	L= 1.592 L2= 1.592 + Zub
				42000001→; Scheibenbremse; 	1	24.3727-0783.2	580783	L= 1.587 L2= 1.587 + Zub
1.8 16V 1.8 16V Dualfuel	85 - 92 87 - 92	03/00→08/05 07/02→08/05		42000001→; Scheibenbremse; 	1	24.3727-0748.2	580748	L= 279 + Zub
				→ 22006460; Scheibenbremse; 	1	24.3727-0748.2	580748	L= 279 + Zub
				22006461→ 38999999; Scheibenbremse; 	1	24.3727-0748.2	580748	L= 279 + Zub
2.0 16V Turbo	140	09/00→08/05		→ 22006460; Scheibenbremse; 	1	24.3727-0752.2	580752	L= 1.593 L2= 1.593 + Zub
				22006461→ 38999999; Scheibenbremse; 	1	24.3727-0753.2	580753	L= 1.592 L2= 1.592 + Zub
				42000001→; Scheibenbremse; 	1	24.3727-0783.2	580783	L= 1.587 L2= 1.587 + Zub
2.2 16V	108	03/00→08/05		09/00→; → 22006460; Scheibenbremse; 	1	24.3727-0748.2	580748	L= 279 + Zub
				42000001→; Scheibenbremse; 	1	24.3727-0748.2	580748	L= 279 + Zub
→								












































	kw				! #		
VAUXHALL - ASTRA Mk IV (G) Coupe (T98) 03/00→08/05							
 Seilzug, Feststellbremse							
2.2 16V	108	03/00→08/05		22006461→ 38999999; Scheibenbremse; 	1	24.3727-0748.2 580748	L= 279 + Zub
				09/00→; → 22006460; Scheibenbremse; 	1	24.3727-0752.2 580752	L= 1.593 L2= 1.593 + Zub
				22006461→ 38999999; Scheibenbremse; 	1	24.3727-0753.2 580753	L= 1.592 L2= 1.592 + Zub
				42000001→; Scheibenbremse; 	1	24.3727-0783.2 580783	L= 1.587 L2= 1.587 + Zub
VAUXHALL - ASTRA Mk IV (G) Kombi (T98) 02/98→05/05							
 Radbremszylinder							
1.4 16V 1.6	66 55 - 62	02/98→05/05 03/98→04/04	➔	04/98→	2	24.3219-1715.3 020122	ALU
1.6 16V 1.6 Dualfuel 1.7 TD	74 63 50	03/98→04/04 03/98→04/04 02/98→08/00					
1.4 16V Dualfuel 1.6 1.6 Dualfuel 1.7 DTI 16V	66 76 55 - 74 55	09/99→06/03 12/02→05/05 02/98→05/05 02/00→05/05	➔		2	24.3219-1715.3 020122	ALU
Zubehörsatz, Bremsbacken							
1.4 16V 1.6	66 55 - 62	02/98→05/05 03/98→04/04	➔	22000001→		03.0137-9215.2 669215	
1.6 16V 1.6 Dualfuel	74 63	03/98→04/04 03/98→04/04	➔	04/98→; → 18999999		03.0137-9215.2 669215	
1.4 16V Dualfuel 1.6 1.6 Dualfuel 1.7 DTI 16V 1.7 TD	66 76 55 - 74 55 50	09/99→06/03 12/02→05/05 02/98→05/05 02/00→05/05 02/98→08/00	➔	22000001→ → 18999999 04/98→		03.0137-9215.2 669215 03.0137-9215.2 669215 03.0137-9215.2 669215	
 Bremstrommel							
1.4 16V 1.6	66 55 - 62	02/98→05/05 03/98→04/04	➔	04/98→		24.0223-0013.2 480061	Ø 265 x 50 / 231
1.6 16V 1.6 Dualfuel 1.7 TD	74 63 50	03/98→04/04 03/98→04/04 02/98→08/00					
1.4 16V Dualfuel 1.6 1.6 Dualfuel 1.7 DTI 16V	66 76 55 - 74 55	09/99→06/03 12/02→05/05 02/98→05/05 02/00→05/05	➔			24.0223-0013.2 480061	Ø 265 x 50 / 231
 Bremsbackensatz							
1.4 16V 1.6	66 55 - 62	02/98→05/05 03/98→04/04	➔	04/98→; → 18999999		03.0137-0322.2 650322 03.0520-5719.3 695719	Ø 230 x 42 TRW Ø 230 x 42 + RZ / + Zub TopKit
1.6 16V 1.6 Dualfuel	74 63	03/98→04/04 03/98→04/04				03.0525-0016.3 EQ0016	TRW Ø 230 x 42 - RZ / + Zub Easy Quick
			➔	22000001→		03.0137-0424.2 650424 03.0520-6019.3 696019	Ø 230 x 42 + HEB Ø 230 x 42 + RZ / + Zub TopKit
1.4 16V Dualfuel 1.6 1.6 Dualfuel 1.7 DTI 16V	66 76 55 - 74 55	09/99→06/03 12/02→05/05 02/98→05/05 02/00→05/05	➔	→ 18999999		03.0137-0322.2 650322 03.0520-5719.3 695719 03.0525-0016.3 EQ0016	Ø 230 x 42 TRW Ø 230 x 42 + RZ / + Zub TopKit TRW Ø 230 x 42 - RZ / + Zub Easy Quick
			➔	22000001→		03.0137-0424.2 650424 03.0520-6019.3 696019	Ø 230 x 42 + HEB Ø 230 x 42 + RZ / + Zub TopKit
1.7 TD	50	02/98→08/00	➔	04/98→		03.0137-0322.2 650322 03.0520-5719.3 695719 03.0525-0016.3 EQ0016	Ø 230 x 42 TRW Ø 230 x 42 + RZ / + Zub TopKit TRW Ø 230 x 42 - RZ / + Zub Easy Quick
 Seilzug, Feststellbremse							
1.4 16V 1.6	66 55 - 62	02/98→05/05 03/98→04/04		04/98→; Trommelbremse; 	2	24.3727-0746.2 580746	L= 182 + Zub
→				04/98→; Trommelbremse; 	1	24.3727-0747.2 580747	L= 1.252 L2= 1.252 + Zub

	kw			 	! #			
VAUXHALL - ASTRA Mk IV (G) Kombi (T98) 02/98→05/05								
 Seilzug, Feststellbremse								
1.6 16V 1.6 Dualfuel	74	03/98→04/04		42000001→; Scheibenbremse; 	1	24.3727-0748.2	580748	L= 279 + Zub
	63	03/98→04/04		04/98→; → 22006460; Scheibenbremse; 	1	24.3727-0748.2	580748	L= 279 + Zub
				04/98→; Trommelbremse; 	1	24.3727-0748.2	580748	L= 279 + Zub
				22006461→ 38999999; Scheibenbremse; 	1	24.3727-0748.2	580748	L= 279 + Zub
				04/98→; → 22006460; Scheibenbremse; 	1	24.3727-0752.2	580752	L= 1.593 L2= 1.593 + Zub
				22006461→ 38999999; Scheibenbremse; 	1	24.3727-0753.2	580753	L= 1.592 L2= 1.592 + Zub
				42000001→; Scheibenbremse; 	1	24.3727-0783.2	580783	L= 1.587 L2= 1.587 + Zub
1.4 16V Dualfuel 1.6 1.6 Dualfuel 1.7 DTI 16V	66	09/99→06/03		Trommelbremse; 	2	24.3727-0746.2	580746	L= 182 + Zub
	76	12/02→05/05		Trommelbremse; 	1	24.3727-0747.2	580747	L= 1.252 L2= 1.252 + Zub
	55 -	02/98→05/05		→ 22006460; Scheibenbremse; 	1	24.3727-0748.2	580748	L= 279 + Zub
	74	02/00→05/05		42000001→; Scheibenbremse; 	1	24.3727-0748.2	580748	L= 279 + Zub
	55			Trommelbremse; 	1	24.3727-0748.2	580748	L= 279 + Zub
				22006461→ 38999999; Scheibenbremse; 	1	24.3727-0748.2	580748	L= 279 + Zub
				→ 22006460; Scheibenbremse; 	1	24.3727-0752.2	580752	L= 1.593 L2= 1.593 + Zub
			22006461→ 38999999; Scheibenbremse; 	1	24.3727-0753.2	580753	L= 1.592 L2= 1.592 + Zub	
			42000001→; Scheibenbremse; 	1	24.3727-0783.2	580783	L= 1.587 L2= 1.587 + Zub	
1.7 CDTI 16V	59	04/03→05/05		→ 38999999; Scheibenbremse; 	1	24.3727-0748.2	580748	L= 279 + Zub
				42000001→; Scheibenbremse; 	1	24.3727-0748.2	580748	L= 279 + Zub
				→ 38999999; Scheibenbremse; 	1	24.3727-0753.2	580753	L= 1.592 L2= 1.592 + Zub
				42000001→; Scheibenbremse; 	1	24.3727-0783.2	580783	L= 1.587 L2= 1.587 + Zub
1.7 TD	50	02/98→08/00		04/98→; Trommelbremse; 	2	24.3727-0746.2	580746	L= 182 + Zub
				04/98→; Trommelbremse; 	1	24.3727-0747.2	580747	L= 1.252 L2= 1.252 + Zub
				04/98→; Trommelbremse; 	1	24.3727-0748.2	580748	L= 279 + Zub
				04/98→; Scheibenbremse; 	1	24.3727-0748.2	580748	L= 279 + Zub
				04/98→; Scheibenbremse; 	1	24.3727-0752.2	580752	L= 1.593 L2= 1.593 + Zub
1.8 16V 2.0 DI	85	02/98→08/00		04/98→; → 22006460; Scheibenbremse; 	1	24.3727-0748.2	580748	L= 279 + Zub
	60	03/98→04/04		42000001→; Scheibenbremse; 	1	24.3727-0748.2	580748	L= 279 + Zub
				22006461→ 38999999; Scheibenbremse; 	1	24.3727-0748.2	580748	L= 279 + Zub
				04/98→; → 22006460; Scheibenbremse; 	1	24.3727-0752.2	580752	L= 1.593 L2= 1.593 + Zub
				22006461→ 38999999; Scheibenbremse; 	1	24.3727-0753.2	580753	L= 1.592 L2= 1.592 + Zub
			42000001→; Scheibenbremse; 	1	24.3727-0783.2	580783	L= 1.587 L2= 1.587 + Zub	
1.8 16V 1.8 16V Dualfuel 2.2 16V	92	09/00→05/05		42000001→; Scheibenbremse; 	1	24.3727-0748.2	580748	L= 279 + Zub
	87 -	07/02→05/05		→ 22006460; Scheibenbremse; 	1	24.3727-0748.2	580748	L= 279 + Zub
	92	03/01→05/05		22006461→ 38999999; Scheibenbremse; 	1	24.3727-0748.2	580748	L= 279 + Zub
	108			→ 22006460; Scheibenbremse; 	1	24.3727-0752.2	580752	L= 1.593 L2= 1.593 + Zub
				22006461→ 38999999; Scheibenbremse; 	1	24.3727-0753.2	580753	L= 1.592 L2= 1.592 + Zub
			42000001→; Scheibenbremse; 	1	24.3727-0783.2	580783	L= 1.587 L2= 1.587 + Zub	
2.0 DTI 16V	74	03/98→04/04		08/99→; → 22006460; Scheibenbremse; 	1	24.3727-0748.2	580748	L= 279 + Zub
				42000001→; Scheibenbremse; 	1	24.3727-0748.2	580748	L= 279 + Zub
				22006461→ 38999999; Scheibenbremse; 	1	24.3727-0748.2	580748	L= 279 + Zub
				08/99→; → 22006460; Scheibenbremse; 	1	24.3727-0752.2	580752	L= 1.593 L2= 1.593 + Zub
					22006461→ 38999999; Scheibenbremse; 	1	24.3727-0753.2	580753
			42000001→; Scheibenbremse; 	1	24.3727-0783.2	580783	L= 1.587 L2= 1.587 + Zub	
VAUXHALL - ASTRA Mk IV (G) Stufenheck (T98) 02/98→05/05								
 Radbremszylinder								
1.4 16V 1.6 1.6 16V →	66	09/98→05/05	→		2	24.3219-1715.3	020122	ALU
	55 -	09/98→05/05						
	62							
	74	09/98→05/05						










































	kw					! #		
VAUXHALL - ASTRA Mk IV (G) Stufenheck (T98) 02/98→05/05								
 Radbremszylinder								
1.6 Dualfuel	55 - 74	02/98→05/05	➔			2	24.3219-1715.3 020122	ALU
1.7 DTI 16V	55	02/00→05/05						
1.7 TD	50	09/98→08/00						
Zubehörsatz, Bremsbacken								
1.4 16V	66	09/98→05/05	➔	22000001→			03.0137-9215.2 669215	
1.6	55 - 62	09/98→05/05	➔	→ 18999999			03.0137-9215.2 669215	
1.6 16V	74	09/98→05/05						
1.6 Dualfuel	55 - 74	02/98→05/05						
1.7 DTI 16V	55	02/00→05/05						
1.7 TD	50	09/98→08/00	➔				03.0137-9215.2 669215	
 Bremstrommel								
1.4 16V	66	09/98→05/05	➔				24.0223-0013.2 480061	Ø 265 x 50 / 231
1.6	55 - 62	09/98→05/05						
1.6 16V	74	09/98→05/05						
1.6 Dualfuel	55 - 74	02/98→05/05						
1.7 DTI 16V	55	02/00→05/05						
1.7 TD	50	09/98→08/00	➔					
 Bremsbackensatz								
1.4 16V	66	09/98→05/05	➔	→ 18999999			03.0137-0322.2 650322	Ø 230 x 42
1.6	55 - 62	09/98→05/05					03.0520-5719.3 695719	TRW Ø 230 x 42 + RZ / + Zub TopKit
1.6 16V	74	09/98→05/05						
1.6 Dualfuel	55 - 74	02/98→05/05					03.0525-0016.3 EQ0016	TRW Ø 230 x 42 - RZ / + Zub Easy Quick
1.7 DTI 16V	55	02/00→05/05	➔	22000001→			03.0137-0424.2 650424	Ø 230 x 42 + HEB
							03.0520-6019.3 696019	Ø 230 x 42 + RZ / + Zub TopKit
1.7 TD	50	09/98→08/00	➔				03.0137-0322.2 650322	Ø 230 x 42
							03.0520-5719.3 695719	TRW Ø 230 x 42 + RZ / + Zub TopKit
							03.0525-0016.3 EQ0016	TRW Ø 230 x 42 - RZ / + Zub Easy Quick
 Seilzug, Feststellbremse								
1.4 16V	66	09/98→05/05		Trommelbremse; ⬇		2	24.3727-0746.2 580746	L= 182 + Zub
1.6	55 - 62	09/98→05/05		Trommelbremse; ⬇		1	24.3727-0747.2 580747	L= 1.252 L2= 1.252 + Zub
1.6 16V	74	09/98→05/05		→ 22006460; Scheibenbremse; ⬆		1	24.3727-0748.2 580748	L= 279 + Zub
1.6 Dualfuel	55 - 74	02/98→05/05		42000001→; Scheibenbremse; ⬆		1	24.3727-0748.2 580748	L= 279 + Zub
1.7 DTI 16V	55	02/00→05/05		Trommelbremse; ⬆		1	24.3727-0748.2 580748	L= 279 + Zub
				22006461→ 38999999; Scheibenbremse; ⬆		1	24.3727-0748.2 580748	L= 279 + Zub
				→ 22006460; Scheibenbremse; ⬇		1	24.3727-0752.2 580752	L= 1.593 L2= 1.593 + Zub
				22006461→ 38999999; Scheibenbremse; ⬇		1	24.3727-0753.2 580753	L= 1.592 L2= 1.592 + Zub
				42000001→; Scheibenbremse; ⬇		1	24.3727-0783.2 580783	L= 1.587 L2= 1.587 + Zub
1.7 CDTI 16V	59	04/03→05/05		→ 38999999; Scheibenbremse; ⬆		1	24.3727-0748.2 580748	L= 279 + Zub
				42000001→; Scheibenbremse; ⬆		1	24.3727-0748.2 580748	L= 279 + Zub
				→ 38999999; Scheibenbremse; ⬇		1	24.3727-0753.2 580753	L= 1.592 L2= 1.592 + Zub
				42000001→; Scheibenbremse; ⬇		1	24.3727-0783.2 580783	L= 1.587 L2= 1.587 + Zub
1.7 TD	50	09/98→08/00		Trommelbremse; ⬇		2	24.3727-0746.2 580746	L= 182 + Zub
				Trommelbremse; ⬇		1	24.3727-0747.2 580747	L= 1.252 L2= 1.252 + Zub
				Trommelbremse; ⬆		1	24.3727-0748.2 580748	L= 279 + Zub
				Scheibenbremse; ⬆		1	24.3727-0748.2 580748	L= 279 + Zub
				Scheibenbremse; ⬇		1	24.3727-0752.2 580752	L= 1.593 L2= 1.593 + Zub
1.8 16V	85 - 92	02/98→07/04		04/98→; → 22006460; Scheibenbremse; ⬆		1	24.3727-0748.2 580748	L= 279 + Zub
1.8 16V Dualfuel	87	02/98→07/04		42000001→; Scheibenbremse; ⬆		1	24.3727-0748.2 580748	L= 279 + Zub
2.0 DI	60	02/98→07/04		22006461→ 38999999; Scheibenbremse; ⬆		1	24.3727-0748.2 580748	L= 279 + Zub
				04/98→; → 22006460; Scheibenbremse; ⬇		1	24.3727-0752.2 580752	L= 1.593 L2= 1.593 + Zub
				22006461→ 38999999; Scheibenbremse; ⬇		1	24.3727-0753.2 580753	L= 1.592 L2= 1.592 + Zub
➔								
































































	kw					! #		
VAUXHALL - ASTRA Mk IV (G) Stufenheck (T98) 02/98→05/05								
 Seilzug, Feststellbremse								
1.8 16V	85 - 92	02/98→07/04		42000001→; Scheibenbremse; 	1	24.3727-0783.2	580783	L= 1.587 L2= 1.587 + Zub
1.8 16V Dualfuel 2.0 DI	87 60	02/98→07/04 02/98→07/04						
1.8 16V Dualfuel 2.0 16V	92 100	07/02→12/03 09/98→05/05		42000001→; Scheibenbremse; 	1	24.3727-0748.2	580748	L= 279 + Zub
				→ 22006460; Scheibenbremse; 	1	24.3727-0748.2	580748	L= 279 + Zub
				22006461→ 38999999; Scheibenbremse; 	1	24.3727-0748.2	580748	L= 279 + Zub
				→ 22006460; Scheibenbremse; 	1	24.3727-0752.2	580752	L= 1.593 L2= 1.593 + Zub
				22006461→ 38999999; Scheibenbremse; 	1	24.3727-0753.2	580753	L= 1.592 L2= 1.592 + Zub
				42000001→; Scheibenbremse; 	1	24.3727-0783.2	580783	L= 1.587 L2= 1.587 + Zub
2.0 DTI 16V	74	02/98→07/04		08/99→; → 22006460; Scheibenbremse; 	1	24.3727-0748.2	580748	L= 279 + Zub
				42000001→; Scheibenbremse; 	1	24.3727-0748.2	580748	L= 279 + Zub
				22006461→ 38999999; Scheibenbremse; 	1	24.3727-0748.2	580748	L= 279 + Zub
				08/99→; → 22006460; Scheibenbremse; 	1	24.3727-0752.2	580752	L= 1.593 L2= 1.593 + Zub
				22006461→ 38999999; Scheibenbremse; 	1	24.3727-0753.2	580753	L= 1.592 L2= 1.592 + Zub
				42000001→; Scheibenbremse; 	1	24.3727-0783.2	580783	L= 1.587 L2= 1.587 + Zub
VAUXHALL - ASTRA Mk V (H) (A04) 01/04→03/11								
 Radbremszylinder								
1.4 1.6 1.7 CDTI	66 77 59 - 74	01/04→05/09 01/04→05/09 01/04→05/09	 	08/06→ → 07/06	2 2	24.3219-1755.3 24.3220-1719.3	020508 020448	ALU ALU
Zubehörsatz, Bremsbacken								
1.4 1.6 1.7 CDTI	66 77 59 - 74	01/04→05/09 01/04→05/09 01/04→05/09	 	→ 07/06 08/06→		03.0137-9215.2 03.0137-9309.2	669215 669309	 AP
 Bremstrommel								
1.4 1.6 1.7 CDTI	66 77 59 - 74	01/04→05/09 01/04→05/09 01/04→05/09				24.0223-0021.1	480186	Ø 265 x 50 / 231
 Bremsbackensatz								
1.4 1.6 1.7 CDTI	66 77 59 - 74	01/04→05/09 01/04→05/09 01/04→05/09	 	→ 07/06 08/06→		03.0137-0424.2 03.0520-8720.3 03.0137-0520.2 03.0520-8319.3	650424 698720 650520 690110	Ø 230 x 42 + HEB Ø 230 x 42 + RZ / + Zub TopKit AP Ø 230 x 43 + HEB AP Ø 230 x 43 + RZ / + Zub TopKit
 Seilzug, Feststellbremse								
1.3 CDTI	66	01/04→05/09		08/05→; Scheibenbremse; 	1	24.3727-0775.2	580775	L= 1.647 L2= 1.665
1.4 1.6 1.7 CDTI	66 77 59 - 74	01/04→05/09 01/04→05/09 01/04→05/09		→ 07/06; Trommelbremse; 	2	24.3727-0746.2	580746	L= 182 + Zub
				→ 07/06; Trommelbremse; 	1	24.3727-0770.2	580770	L= 1.295 L2= 1.328 + Zub
				08/06→; Trommelbremse; 	1	24.3727-0770.2	580770	L= 1.295 L2= 1.328 + Zub
				Scheibenbremse; 	1	24.3727-0775.2	580775	L= 1.647 L2= 1.665
1.6 1.6 Turbo	85 132	01/04→05/09 09/06→09/09		01/07→; Scheibenbremse; 	1	24.3727-0775.2	580775	L= 1.647 L2= 1.665
1.7 CDTi	81	01/04→03/11		04/07→; Scheibenbremse; 	1	24.3727-0775.2	580775	L= 1.647 L2= 1.665
1.8 2.0 Turbo	92 125	01/04→05/09 01/04→05/09		Scheibenbremse; 	1	24.3727-0775.2	580775	L= 1.647 L2= 1.665
1.8	103	01/04→05/09		01/06→; Scheibenbremse; 	1	24.3727-0775.2	580775	L= 1.647 L2= 1.665
1.9 CDTI	88 - 110	01/04→05/09		09/04→; Scheibenbremse; 	1	24.3727-0775.2	580775	L= 1.647 L2= 1.665
1.9 CDTI 16V 2.0 Turbo	88 147	01/04→05/09 01/04→05/09						
2.0 Turbo	177	01/04→05/09		03/05→; Scheibenbremse; 	1	24.3727-0775.2	580775	L= 1.647 L2= 1.665































	kw					! #			
VAUXHALL - ASTRA Mk V (H) Kombi (A04) 08/04→10/12									
 Radbremszylinder									
1.4	66	08/04→03/09	➡	08/06→		2	24.3219-1755.3	020508	ALU
1.6	77	08/04→03/09							
1.7 CDTi	74	08/04→03/09	➡	→ 07/06		2	24.3220-1719.3	020448	ALU
1.7 CDTi	59	08/04→05/09							
Zubehörsatz, Bremsbacken									
1.4	66	08/04→03/09	➡	→ 07/06			03.0137-9215.2	669215	
1.6	77	08/04→03/09							
1.7 CDTi	74	08/04→03/09	➡	08/06→			03.0137-9309.2	669309	AP
1.7 CDTi	59	08/04→05/09							
 Bremstrommel									
1.4	66	08/04→03/09	➡				24.0223-0021.1	480186	Ø 265 x 50 / 231
1.6	77	08/04→03/09							
1.7 CDTi	74	08/04→03/09							
1.7 CDTi	59	08/04→05/09							
 Bremsbackensatz									
1.4	66	08/04→03/09	➡	→ 07/06			03.0137-0424.2	650424	Ø 230 x 42 + HEB
1.6	77	08/04→03/09					03.0520-8720.3	698720	Ø 230 x 42 + RZ / + Zub TopKit
1.7 CDTi	74	08/04→03/09							
1.7 CDTi	59	08/04→05/09	➡	08/06→			03.0137-0520.2	650520	AP Ø 230 x 43 + HEB
							03.0520-8319.3	690110	AP Ø 230 x 43 + RZ / + Zub TopKit
 Seilzug, Feststellbremse									
1.3 CDTi	66	08/04→03/09		08/05→; Scheibenbremse; ⚠		1	24.3727-0785.2	580785	L= 1.735 L2= 1.760 + Zub
1.4	66	08/04→03/09		Trommelbremse; ⚠		2	24.3727-0746.2	580746	L= 182 + Zub
1.6	77	08/04→03/09		Trommelbremse; ⚠		1	24.3727-0770.2	580770	L= 1.295 L2= 1.328 + Zub
1.7 CDTi	74	08/04→03/09		Trommelbremse; ⚠		1	24.3727-0785.2	580785	L= 1.735 L2= 1.760 + Zub
1.7 CDTi	59	08/04→05/09		Scheibenbremse; ⚠		1	24.3727-0785.2	580785	L= 1.735 L2= 1.760 + Zub
1.6	85 - 132	08/04→03/11		01/07→; Scheibenbremse; ⚠		1	24.3727-0785.2	580785	L= 1.735 L2= 1.760 + Zub
1.7 CDTi	81	08/04→10/12		04/07→ 11/10; Scheibenbremse; ⚠		1	24.3727-0785.2	580785	L= 1.735 L2= 1.760 + Zub
1.8	92 - 103	10/04→10/10		Scheibenbremse; ⚠		1	24.3727-0785.2	580785	L= 1.735 L2= 1.760 + Zub
1.9 CDTi	88	08/04→03/09							
1.9 CDTi 16V	88	08/04→03/09							
2.0 Turbo	125	08/04→10/10							
1.9 CDTi	110	08/04→03/09		09/04→; Scheibenbremse; ⚠		1	24.3727-0785.2	580785	L= 1.735 L2= 1.760 + Zub
2.0 Turbo	147	08/04→10/10							
VAUXHALL - ASTRA Mk V (H) Sport Hatch (A04) 02/05→11/10									
 Radbremszylinder									
1.4 i 16V	66	03/05→11/10	➡	08/06→		2	24.3219-1755.3	020508	ALU
1.6	77	02/05→11/10							
1.7 CDTi	74	02/05→11/10	➡	→ 07/06		2	24.3220-1719.3	020448	ALU
Zubehörsatz, Bremsbacken									
1.4 i 16V	66	03/05→11/10	➡	→ 07/06			03.0137-9215.2	669215	
1.6	77	02/05→11/10							
1.7 CDTi	74	02/05→11/10	➡	08/06→			03.0137-9309.2	669309	AP
 Bremstrommel									
1.4 i 16V	66	03/05→11/10	➡				24.0223-0021.1	480186	Ø 265 x 50 / 231
1.6	77	02/05→11/10							
1.7 CDTi	74	02/05→11/10							
 Bremsbackensatz									
1.4 i 16V	66	03/05→11/10	➡	→ 07/06			03.0137-0424.2	650424	Ø 230 x 42 + HEB
1.6	77	02/05→11/10					03.0520-8720.3	698720	Ø 230 x 42 + RZ / + Zub TopKit
1.7 CDTi	74	02/05→11/10							
			➡	08/06→			03.0137-0520.2	650520	AP Ø 230 x 43 + HEB
							03.0520-8319.3	690110	AP Ø 230 x 43 + RZ / + Zub TopKit
 Seilzug, Feststellbremse									
1.3 CDTi	66	04/05→11/10		08/05→; Scheibenbremse; ⚠		1	24.3727-0775.2	580775	L= 1.647 L2= 1.665
1.4 i 16V	66	03/05→11/10		→ 07/06; Trommelbremse; ⚠		2	24.3727-0746.2	580746	L= 182 + Zub
1.6	77	02/05→11/10		→ 07/06; Trommelbremse; ⚠		1	24.3727-0770.2	580770	L= 1.295 L2= 1.328 + Zub
1.7 CDTi	74	02/05→11/10		08/06→; Trommelbremse; ⚠		1	24.3727-0770.2	580770	L= 1.295 L2= 1.328 + Zub
				Scheibenbremse; ⚠		1	24.3727-0775.2	580775	L= 1.647 L2= 1.665
1.6	132	10/06→11/10		01/07→; Scheibenbremse; ⚠		1	24.3727-0775.2	580775	L= 1.647 L2= 1.665
1.6 i 16V	85	12/06→11/10							
→									

	kw				! #		
VAUXHALL - ASTRA Mk V (H) Sport Hatch (A04) 02/05→11/10							
 Seilzug, Feststellbremse							
1.7 CDTi	81	02/07→11/09		04/07→; Scheibenbremse; 	1	24.3727-0775.2 580775	L= 1.647 L2= 1.665
1.8	92	02/05→11/10		Scheibenbremse; 	1	24.3727-0775.2 580775	L= 1.647 L2= 1.665
1.8 i 16V	103	03/07→11/10					
1.9 CDTi	88 - 110	02/05→11/10					
2.0 Turbo	125	02/05→11/10					
2.0 VXR	176	02/09→11/10					
1.9 CDTi	74	08/05→11/10		09/05→; Scheibenbremse; 	1	24.3727-0775.2 580775	L= 1.647 L2= 1.665
VAUXHALL - ASTRA Mk V (H) TwinTop (A04) 09/05→08/11							
 Seilzug, Feststellbremse							
1.6	77	09/05→11/10		03/06→; Scheibenbremse; 	1	24.3727-0775.2 580775	L= 1.647 L2= 1.665
1.9 CDTi	110	01/06→11/10					
2.0	125	02/06→11/10					
2.0 Turbo	147	01/06→11/10					
1.6 i 16V	85	10/06→08/11		12/06→; Scheibenbremse; 	1	24.3727-0775.2 580775	L= 1.647 L2= 1.665
1.8	103	05/08→11/10		Scheibenbremse; 	1	24.3727-0775.2 580775	L= 1.647 L2= 1.665
VAUXHALL - ASTRA Mk VI (J) (P10) 12/09→10/15							
 Seilzug, Feststellbremse							
1.3 CDTi	70	12/09→10/15		- eFSB; <input type="checkbox"/>		24.3727-0794.2 580794	L= 1.812
1.4	64 - 74	12/09→10/15		- eFSB; <input type="checkbox"/>		24.3727-0795.2 580795	L= 1.814
1.4 Turbo	88 - 103	12/09→10/15		- eFSB; 	1	24.3727-0798.2 580798	L= 1.798
1.6	85	12/09→10/15					
1.6 Turbo	132	12/09→10/15					
1.7 CDTi	81 - 96	12/09→10/15					
1.7 CDTi	74	10/10→10/15					
2.0 BiTurbo CDTi	143	12/12→10/15					
2.0 CDTi	118 - 121	12/09→10/15					
1.6 CDTi	81	11/13→10/15		02/14→; - eFSB; <input type="checkbox"/>		24.3727-0794.2 580794	L= 1.812
				02/14→; - eFSB; <input type="checkbox"/>		24.3727-0795.2 580795	L= 1.814
				02/14→; - eFSB; 	1	24.3727-0798.2 580798	L= 1.798
1.6 CDTi	100	11/13→10/15		01/14→; - eFSB; <input type="checkbox"/>		24.3727-0794.2 580794	L= 1.812
				01/14→; - eFSB; <input type="checkbox"/>		24.3727-0795.2 580795	L= 1.814
				01/14→; - eFSB; 	1	24.3727-0798.2 580798	L= 1.798
VAUXHALL - ASTRA Mk VI (J) GTC (P10) 10/11→10/15							
 Seilzug, Feststellbremse							
1.4	74 - 103	10/11→10/15		- eFSB; <input type="checkbox"/>		24.3727-0794.2 580794	L= 1.812
1.6	132	10/11→10/15		- eFSB; <input type="checkbox"/>		24.3727-0795.2 580795	L= 1.814
1.6 CDTi	81 - 100	07/14→10/15		- eFSB; 	1	24.3727-0798.2 580798	L= 1.798
1.6 SIDI	147	09/13→10/15					
1.7 CDTi	81 - 96	10/11→10/15					
2.0 BiTurbo CDTi	143	12/12→10/15					
2.0 CDTi	121	10/11→10/15					
VAUXHALL - ASTRA Mk VI (J) Kombi (P10) 10/10→10/15							
 Seilzug, Feststellbremse							
1.3 CDTi	70	10/10→10/15		11/10→; - eFSB; <input type="checkbox"/>		24.3727-0794.2 580794	L= 1.812
1.4	64 - 74	10/10→10/15		11/10→; - eFSB; <input type="checkbox"/>		24.3727-0795.2 580795	L= 1.814
1.4 Turbo	103	10/10→10/15		11/10→; - eFSB; 	1	24.3727-0798.2 580798	L= 1.798
1.6	85	10/10→10/15					
1.6 Turbo	132	10/10→10/15					
1.7 CDTi	81 - 92	10/10→10/15					
2.0 CDTi	118	10/10→06/11					
1.6 CDTi	81	01/14→10/15		02/14→; - eFSB; <input type="checkbox"/>		24.3727-0794.2 580794	L= 1.812
				02/14→; - eFSB; <input type="checkbox"/>		24.3727-0795.2 580795	L= 1.814
				02/14→; - eFSB; 	1	24.3727-0798.2 580798	L= 1.798
1.6 CDTi	100	01/14→10/15		- eFSB; <input type="checkbox"/>		24.3727-0794.2 580794	L= 1.812
1.7 CDTi	96	06/11→10/15		- eFSB; <input type="checkbox"/>		24.3727-0795.2 580795	L= 1.814
2.0 BiTurbo CDTi	143	12/12→10/15		- eFSB; <input type="checkbox"/>		24.3727-0795.2 580795	L= 1.814
2.0 CDTi	121	08/11→10/15		- eFSB; 	1	24.3727-0798.2 580798	L= 1.798













	kw					! #		
VAUXHALL - ASTRA Mk VI (J) Stufenheck (P10) 06/12→10/15								
 Seilzug, Feststellbremse								
1.3 CDTI	70	06/12→10/15		- eFSB; <input type="checkbox"/>			24.3727-0794.2 580794	L= 1.812
1.4	74	06/12→10/15		- eFSB; <input type="checkbox"/>			24.3727-0795.2 580795	L= 1.814
1.4 Turbo	103	06/12→10/15		- eFSB; <input type="checkbox"/>				
1.6	85	06/12→10/15		- eFSB; <input checked="" type="checkbox"/>	1		24.3727-0798.2 580798	L= 1.798
1.6 Turbo	132	06/12→10/15						
1.7 CDTI	81 - 96	06/12→10/15						
VAUXHALL - ASTRAVAN Mk IV (G) Kasten/Kombi (T98) 01/93→08/06								
 Radbremszylinder								
1.4 16V	66	09/00→05/05	➔				24.3219-1715.3 020122	ALU
1.6 Dualfuel	55 - 74	02/98→08/05						
1.6 Dualfuel 16V	77	10/04→12/05						
1.6 i	55 - 62	08/98→08/06						
1.7 DTI 16V	55	04/01→08/06						
1.7 TD	50	08/98→08/06						
Zubehörsatz, Bremsbacken								
1.4 16V	66	09/00→05/05	➔	22000001→			03.0137-9215.2 669215	
1.6 Dualfuel	55 - 74	02/98→08/05	➔	→ 18999999			03.0137-9215.2 669215	
1.6 Dualfuel 16V	77	10/04→12/05						
1.6 i	55 - 62	08/98→08/06						
1.7 DTI 16V	55	04/01→08/06						
1.7 TD	50	08/98→08/06	➔				03.0137-9215.2 669215	
 Bremstrommel								
1.4 16V	66	09/00→05/05	➔				24.0223-0013.2 480061	Ø 265 x 50 / 231
1.6 Dualfuel	55 - 74	02/98→08/05						
1.6 Dualfuel 16V	77	10/04→12/05						
1.6 i	55 - 62	08/98→08/06						
1.7 DTI 16V	55	04/01→08/06						
1.7 TD	50	08/98→08/06						
 Bremsbackensatz								
1.4 16V	66	09/00→05/05	➔	→ 18999999			03.0137-0322.2 650322	Ø 230 x 42
1.6 Dualfuel	55 - 74	02/98→08/05					03.0520-5719.3 695719	TRW Ø 230 x 42 + RZ / + Zub TopKit
1.6 Dualfuel 16V	77	10/04→12/05					03.0525-0016.3 EQ0016	TRW Ø 230 x 42 - RZ / + Zub Easy Quick
1.6 i	55 - 62	08/98→08/06						
1.7 DTI 16V	55	04/01→08/06	➔	22000001→			03.0137-0424.2 650424	Ø 230 x 42 + HEB
							03.0520-6019.3 696019	Ø 230 x 42 + RZ / + Zub TopKit
1.7 TD	50	08/98→08/06	➔				03.0137-0322.2 650322	Ø 230 x 42
							03.0520-5719.3 695719	TRW Ø 230 x 42 + RZ / + Zub TopKit
							03.0525-0016.3 EQ0016	TRW Ø 230 x 42 - RZ / + Zub Easy Quick
 Seilzug, Feststellbremse								
1.4 16V	66	09/00→05/05		Trommelbremse; <input checked="" type="checkbox"/>	2		24.3727-0746.2 580746	L= 182 + Zub
1.6 Dualfuel	55 - 74	02/98→08/05		Trommelbremse; <input checked="" type="checkbox"/>	1		24.3727-0747.2 580747	L= 1.252 L2= 1.252 + Zub
1.6 Dualfuel 16V	77	10/04→12/05		→ 22006460; Scheibenbremse; <input checked="" type="checkbox"/>	1		24.3727-0748.2 580748	L= 279 + Zub
1.6 i	55 - 62	08/98→08/06		42000001→; Scheibenbremse; <input checked="" type="checkbox"/>	1		24.3727-0748.2 580748	L= 279 + Zub
1.7 DTI 16V	55	04/01→08/06		Trommelbremse; <input checked="" type="checkbox"/>	1		24.3727-0748.2 580748	L= 279 + Zub
				22006461→ 38999999; Scheibenbremse; <input checked="" type="checkbox"/>	1		24.3727-0748.2 580748	L= 279 + Zub
				→ 22006460; Scheibenbremse; <input checked="" type="checkbox"/>	1		24.3727-0752.2 580752	L= 1.593 L2= 1.593 + Zub
				22006461→ 38999999; Scheibenbremse; <input checked="" type="checkbox"/>	1		24.3727-0753.2 580753	L= 1.592 L2= 1.592 + Zub
				42000001→; Scheibenbremse; <input checked="" type="checkbox"/>	1		24.3727-0783.2 580783	L= 1.587 L2= 1.587 + Zub
1.7 CDTI	59	07/03→08/06		→ 38999999; Scheibenbremse; <input checked="" type="checkbox"/>	1		24.3727-0748.2 580748	L= 279 + Zub
				42000001→; Scheibenbremse; <input checked="" type="checkbox"/>	1		24.3727-0748.2 580748	L= 279 + Zub
				→ 38999999; Scheibenbremse; <input checked="" type="checkbox"/>	1		24.3727-0753.2 580753	L= 1.592 L2= 1.592 + Zub
				42000001→; Scheibenbremse; <input checked="" type="checkbox"/>	1		24.3727-0783.2 580783	L= 1.587 L2= 1.587 + Zub
1.7 TD	50	08/98→08/06		Trommelbremse; <input checked="" type="checkbox"/>	2		24.3727-0746.2 580746	L= 182 + Zub
				Trommelbremse; <input checked="" type="checkbox"/>	1		24.3727-0747.2 580747	L= 1.252 L2= 1.252 + Zub
➔								











	kw					! #		
VAUXHALL - ASTRAVAN Mk IV (G) Kasten/Kombi (T98) 01/93→08/06								
 Seilzug, Feststellbremse								
1.7 TD	50	08/98→08/06		Trommelbremse; 	1	24.3727-0748.2	580748	L= 279 + Zub
				Scheibenbremse; 	1	24.3727-0748.2	580748	L= 279 + Zub
				Scheibenbremse; 	1	24.3727-0752.2	580752	L= 1.593 L2= 1.593 + Zub
2.0 DI 2.0 DTI	60 74	08/98→08/06 04/04→08/06		42000001→; Scheibenbremse; 	1	24.3727-0748.2	580748	L= 279 + Zub
				→ 22006460; Scheibenbremse; 	1	24.3727-0748.2	580748	L= 279 + Zub
				22006461→ 38999999; Scheibenbremse; 	1	24.3727-0748.2	580748	L= 279 + Zub
				→ 22006460; Scheibenbremse; 	1	24.3727-0752.2	580752	L= 1.593 L2= 1.593 + Zub
				22006461→ 38999999; Scheibenbremse; 	1	24.3727-0753.2	580753	L= 1.592 L2= 1.592 + Zub
				42000001→; Scheibenbremse; 	1	24.3727-0783.2	580783	L= 1.587 L2= 1.587 + Zub
VAUXHALL - ASTRAVAN Mk V (H) Kasten/Kombi (A04) 03/05→								
 Radbremszylinder								
1.4 i 1.6 1.7 CDTi	66 76 74	03/05→ 03/05→ 03/05→11/11		08/06→ 11/10		24.3219-1755.3	020508	ALU
				→ 07/06		24.3220-1719.3	020448	ALU
1.7 CDTi	59	03/05→07/06				24.3220-1719.3	020448	ALU
Zubehörsatz, Bremsbacken								
1.4 i 1.6 1.7 CDTi	66 76 74	03/05→ 03/05→ 03/05→11/11		→ 07/06		03.0137-9215.2	669215	
				08/06→ 11/10		03.0137-9309.2	669309	AP
1.7 CDTi	59	03/05→07/06				03.0137-9215.2	669215	
 Bremstrommel								
1.4 i 1.6 1.7 CDTi	66 76 74	03/05→ 03/05→ 03/05→11/11		→ 11/10		24.0223-0021.1	480186	Ø 265 x 50 / 231
1.7 CDTi	59	03/05→07/06				24.0223-0021.1	480186	Ø 265 x 50 / 231
 Bremsbackensatz								
1.4 i 1.6 1.7 CDTi	66 76 74	03/05→ 03/05→ 03/05→11/11		→ 07/06		03.0137-0424.2	650424	Ø 230 x 42 + HEB
				08/06→ 11/10		03.0520-8720.3	698720	Ø 230 x 42 + RZ / + Zub TopKit
						03.0137-0520.2	650520	AP Ø 230 x 43 + HEB
						03.0520-8319.3	690110	AP Ø 230 x 43 + RZ / + Zub TopKit
1.7 CDTi	59	03/05→07/06				03.0137-0424.2	650424	Ø 230 x 42 + HEB
						03.0520-8720.3	698720	Ø 230 x 42 + RZ / + Zub TopKit
 Seilzug, Feststellbremse								
1.3 CDTi 1.9 CDTi	66 88 - 110	08/05→ 03/05→11/11		→ 11/10; Scheibenbremse; 	1	24.3727-0785.2	580785	L= 1.735 L2= 1.760 + Zub
1.4 i 1.6 1.7 CDTi	66 76 74	03/05→ 03/05→ 03/05→11/11		→ 11/10; Trommelbremse; 	2	24.3727-0746.2	580746	L= 182 + Zub
				→ 11/10; Trommelbremse; 	1	24.3727-0770.2	580770	L= 1.295 L2= 1.328 + Zub
				→ 11/10; Scheibenbremse; 	1	24.3727-0785.2	580785	L= 1.735 L2= 1.760 + Zub
1.7 CDTi	59	03/05→07/06		Trommelbremse; 	2	24.3727-0746.2	580746	L= 182 + Zub
				Trommelbremse; 	1	24.3727-0770.2	580770	L= 1.295 L2= 1.328 + Zub
				Scheibenbremse; 	1	24.3727-0785.2	580785	L= 1.735 L2= 1.760 + Zub
VAUXHALL - BRAVA Pick-up (TF0, TF1) 12/88→12/02								
 Radbremszylinder								
2.5 DTI 2.5 DTI 4x4	74 74	08/01→12/02 08/01→12/02			2	24.3225-1702.3	020425	GG
2.5 TD 2.5 TD 4x4	56 56	07/94→12/02 07/94→12/02		→ 08/96	2	24.3225-1702.3	020425	GG
 Bremsbackensatz								
2.5 DTI 4x4	74	08/01→12/02				03.0137-0445.2	650445	Ø 294 x 47 - HEB
VAUXHALL - CALIBRA (C89) 06/90→07/97								
 Bremsbackensatz, Feststellbremse								
2.0 i 2.0 i 16V 2.0 i 16V 4x4 2.0 i 4x4 →	85 100 100 85	06/90→07/97 06/90→07/97 02/94→07/97 06/90→07/97				03.0137-0172.2	650172	Ø 160 x 25












	kw					! #		
VAUXHALL - CALIBRA (C89) 06/90→07/97								
 Bremsbackensatz, Feststellbremse								
2.0 i Turbo 4x4 2.5 i V6	150 125	03/92→07/97 04/93→07/97	➔				03.0137-0172.2 650172	Ø 160 x 25
Zubehörsatz, Feststellbremsbacken								
2.0 i 2.0 i 16V 2.0 i 16V 4x4 2.0 i 4x4 2.0 i Turbo 4x4 2.5 i V6	85 100 100 85 150 125	06/90→07/97 06/90→07/97 02/94→07/97 06/90→07/97 03/92→07/97 04/93→07/97	➔				03.0137-9092.2 669092 03.0137-9243.2 669243	
 Seilzug, Feststellbremse								
2.0 i 2.0 i 16V 2.0 i 16V 4x4 2.0 i 4x4 2.0 i Turbo 4x4 2.5 i V6	85 100 100 85 150 125	06/90→07/97 06/90→07/97 02/94→07/97 06/90→07/97 03/92→07/97 04/93→07/97		Scheibenbremse; 	1		24.3727-0736.2 580736	L= 1.365 L2= 1.498 + Zub
VAUXHALL - COMBO Mk I (B) (S93) 07/94→10/01								
 Radbremszylinder								
1.4 1.4 16V 1.7 D	44 66 44	07/94→10/01 08/99→10/01 07/94→10/01	➔	→ 09/00			24.3219-1111.3 020194	TRW GG
Zubehörsatz, Bremsbacken								
1.4 1.4 16V 1.7 D	44 66 44	07/94→10/01 08/99→10/01 07/94→10/01	➔	→ 09/00			03.0137-9053.2 669053	TRW
 Bremstrommel								
1.4 1.4 16V 1.7 D	44 66 44	07/94→10/01 08/99→10/01 07/94→10/01	➔	→ 09/00			24.0223-0008.2 480038	Ø 273 x 60 / 231
 Bremsbackensatz								
1.4 1.4 16V 1.7 D	44 66 44	07/94→10/01 08/99→10/01 07/94→10/01	➔	→ 09/00			03.0137-0167.2 650167 03.0520-5819.3 695819	TRW Ø 230 x 51 + HEB TRW Ø 230 x 51 + RZ / + Zub TopKit
 Seilzug, Feststellbremse								
1.4 1.4 16V 1.7 D	44 66 44	07/94→10/01 08/99→10/01 07/94→10/01		→ 09/00; Trommelbremse; 	1		24.3727-0759.2 580759	L= 1.659 L2= 1.521
VAUXHALL - COMBO Mk II (C) Kasten/Großraumlimousine (F25) 09/01→02/12								
 Radbremszylinder								
1.3 CDTI 16V 1.4 i 16V 1.6 1.6 CNG 16V 1.7 CDTI 16V 1.7 DTI 16V 1.4 16V 1.6 1.7 DI 16V	51 - 55 66 64 69 - 71 74 55 66 62 48	09/04→02/12 01/04→11/11 10/01→11/11 04/05→02/12 12/04→11/11 10/01→11/11 10/01→05/07 09/01→10/04 09/01→11/11	➔	→ 10/11 10/01→ 10/01→ 10/11			24.3219-1715.3 020122 24.3219-1715.3 020122 24.3219-1715.3 020122 24.3219-1715.3 020122	ALU ALU
Zubehörsatz, Bremsbacken								
1.3 CDTI 16V 1.4 i 16V 1.6 1.6 CNG 16V 1.7 CDTI 16V 1.7 DTI 16V 1.4 16V 1.6 1.7 DI 16V ➔	51 - 55 66 64 69 - 71 74 55 66 62 48	09/04→02/12 01/04→11/11 10/01→11/11 04/05→02/12 12/04→11/11 10/01→11/11 10/01→05/07 09/01→10/04 09/01→11/11	➔	→ 10/11 10/01→ 10/01→ 10/11			03.0137-9215.2 669215 03.0137-9215.2 669215 03.0137-9215.2 669215 03.0137-9215.2 669215	








	kw					! #		
VAUXHALL - COMBO Mk II (C) Kasten/Großraumlimousine (F25) 09/01→02/12								
 Bremstrommel								
1.3 CDTi 16V	51 - 55	09/04→02/12	➔	→ 36999999			24.0223-0013.2 480061	Ø 265 x 50 / 231
1.4 i 16V	66	01/04→11/11	➔	43000001→; → 10/11			24.0223-0021.1 480186	Ø 265 x 50 / 231
1.6	64	10/01→11/11						
1.6 CNG 16V	69 - 71	04/05→02/12						
1.7 CDTi 16V	74	12/04→11/11						
1.7 DTi 16V	55	10/01→11/11						
1.4 16V	66	10/01→05/07	➔	→ 36999999			24.0223-0013.2 480061	Ø 265 x 50 / 231
			➔	43000001→			24.0223-0021.1 480186	Ø 265 x 50 / 231
1.6	62	09/01→10/04	➔	10/01→; → 36999999			24.0223-0013.2 480061	Ø 265 x 50 / 231
			➔	43000001→			24.0223-0021.1 480186	Ø 265 x 50 / 231
1.7 DI 16V	48	09/01→11/11	➔	10/01→; → 36999999			24.0223-0013.2 480061	Ø 265 x 50 / 231
			➔	43000001→; → 10/11			24.0223-0021.1 480186	Ø 265 x 50 / 231
 Bremsbackensatz								
1.3 CDTi 16V	51 - 55	09/04→02/12	➔	→ 10/11			03.0137-0424.2 650424	Ø 230 x 42 + HEB
1.4 i 16V	66	01/04→11/11					03.0520-6019.3 696019	Ø 230 x 42 + RZ / + Zub TopKit
1.6	64	10/01→11/11						
1.6 CNG 16V	69 - 71	04/05→02/12						
1.7 CDTi 16V	74	12/04→11/11						
1.7 DTi 16V	55	10/01→11/11						
1.4 16V	66	10/01→05/07	➔				03.0137-0424.2 650424	Ø 230 x 42 + HEB
							03.0520-6019.3 696019	Ø 230 x 42 + RZ / + Zub TopKit
1.6	62	09/01→10/04	➔	10/01→			03.0137-0424.2 650424	Ø 230 x 42 + HEB
							03.0520-6019.3 696019	Ø 230 x 42 + RZ / + Zub TopKit
1.7 DI 16V	48	09/01→11/11	➔	10/01→ 10/11			03.0137-0424.2 650424	Ø 230 x 42 + HEB
							03.0520-6019.3 696019	Ø 230 x 42 + RZ / + Zub TopKit
 Seilzug, Feststellbremse								
1.3 CDTi 16V	51 - 55	09/04→02/12		→ 10/11; ⬇	2	24.3727-0746.2 580746		L= 182 + Zub
1.4 i 16V	66	01/04→11/11		→ 10/11; Trommelbremse; ⬇	1	24.3727-0761.2 580761		L= 1.235 L2= 1.235
1.6	64	10/01→11/11		→ 10/11; ⬆	1	24.3727-0767.2 580767		L= 445
1.6 CNG 16V	69 - 71	04/05→02/12						
1.7 CDTi 16V	74	12/04→11/11						
1.7 DTi 16V	55	10/01→11/11						
1.4 16V	66	10/01→05/07		⬇	2	24.3727-0746.2 580746		L= 182 + Zub
				Trommelbremse; ⬇	1	24.3727-0761.2 580761		L= 1.235 L2= 1.235
				⬆	1	24.3727-0767.2 580767		L= 445
1.6	62	09/01→10/04		10/01→; ⬇	2	24.3727-0746.2 580746		L= 182 + Zub
				10/01→; Trommelbremse; ⬇	1	24.3727-0761.2 580761		L= 1.235 L2= 1.235
				10/01→; ⬆	1	24.3727-0767.2 580767		L= 445
1.7 DI 16V	48	09/01→11/11		10/01→ 10/11; ⬇	2	24.3727-0746.2 580746		L= 182 + Zub
				10/01→ 10/11; Trommelbremse; ⬇	1	24.3727-0761.2 580761		L= 1.235 L2= 1.235
				10/01→ 10/11; ⬆	1	24.3727-0767.2 580767		L= 445
VAUXHALL - COMBO Mk III (D) Kasten/Großraumlimousine (X12) 11/11→								
 Radbremszylinder								
1.3 CDTi	66 - 70	11/11→	➔	Br.trommeldurchm.innen [Zoll]: 9; für verkürzten Radstand			24.3220-1728.3 020509	ALU
1.6 CDTi	66 - 77	11/11→	➔	Br.trommeldurchm.innen [Zoll]: 10; für erhöhte Nutzlast			24.3225-1704.3 020541	ALU
1.4 2.0 CDTi	70 99	11/11→	➔	Br.trommeldurchm.innen [Zoll]: 10			24.3225-1704.3 020541	ALU
Zubehörsatz, Bremsbacken								
1.3 CDTi	66 - 70	11/11→	➔	Br.trommeldurchm.innen [Zoll]: 9; für verkürzten Radstand			03.0137-9296.2 669296	
1.6 CDTi	66 - 77	11/11→	➔	Br.trommeldurchm.innen [Zoll]: 10; für verlängerten Radstand			03.0137-9309.2 669309	AP
1.4 2.0 CDTi	70 99	11/11→	➔	Br.trommeldurchm.innen [Zoll]: 10			03.0137-9309.2 669309	AP
 Bremsbackensatz								
1.3 CDTi	66 - 70	11/11→	➔	Br.trommeldurchm.innen [Zoll]: 9; für verkürzten Radstand			03.0137-0457.2 650457	AP Ø 228 x 42 + HEB
→								




























































	kw					! #		
VAUXHALL - COMBO Mk III (D) Kasten/Großraumlimousine (X12) 11/11→								
 Bremsbackensatz								
1.6 CDTi	66 - 77	11/11→	➔	Br.trommeldurchm.innen [Zoll]: 10; für verlängerten Radstand		03.0137-0505.2	650505	AP Ø 254 x 57 + HEB
			➔	Br.trommeldurchm.innen [Zoll]: 10; für erhöhte Nutzlast		03.0520-1425.3	691425	Ø 254 x 57 + RZ / + Zub TopKit
			➔	Br.trommeldurchm.innen [Zoll]: 10; nicht für erhöhte Nutzlast		03.0520-7422.3	697422	AP Ø 254 x 57 + RZ / + Zub TopKit
1.4 2.0 CDTi	70 99	11/11→ 11/11→	➔	Br.trommeldurchm.innen [Zoll]: 10		03.0137-0505.2	650505	AP Ø 254 x 57 + HEB
						03.0520-1425.3	691425	Ø 254 x 57 + RZ / + Zub TopKit
VAUXHALL - COMBO TOUR Mk II (C) (F25) 09/01→02/12								
 Radbremszylinder								
1.3 CDTi 16V	51	09/04→09/06	➔		2	24.3219-1715.3	020122	ALU
1.4	66	10/04→09/10						
1.6	64	10/01→06/04						
1.6 CNG	69	06/06→09/10						
1.7 CDTi 16V	74	12/04→09/10						
1.3 CDTi 16V	55	07/06→02/12	➔	→ 10/11	2	24.3219-1715.3	020122	ALU
1.6 CNG	71	04/05→02/12						
1.7 DTi 16V	55	10/01→02/12						
1.7 DI 16V	48	09/01→06/04	➔	10/01→	2	24.3219-1715.3	020122	ALU
Zubehörsatz, Bremsbacken								
1.3 CDTi 16V	51	09/04→09/06	➔			03.0137-9215.2	669215	
1.4	66	10/04→09/10						
1.6	64	10/01→06/04						
1.6 CNG	69	06/06→09/10						
1.7 CDTi 16V	74	12/04→09/10						
1.3 CDTi 16V	55	07/06→02/12	➔	→ 10/11		03.0137-9215.2	669215	
1.6 CNG	71	04/05→02/12						
1.7 DTi 16V	55	10/01→02/12						
1.7 DI 16V	48	09/01→06/04	➔	10/01→		03.0137-9215.2	669215	
 Bremstrommel								
1.3 CDTi 16V	51	09/04→09/06	➔	→ 36999999		24.0223-0013.2	480061	Ø 265 x 50 / 231
1.4	66	10/04→09/10						
1.6	64	10/01→06/04	➔	43000001→		24.0223-0021.1	480186	Ø 265 x 50 / 231
1.6 CNG	69	06/06→09/10						
1.7 CDTi 16V	74	12/04→09/10						
1.3 CDTi 16V	55	07/06→02/12	➔	→ 36999999		24.0223-0013.2	480061	Ø 265 x 50 / 231
1.6 CNG	71	04/05→02/12						
1.7 DTi 16V	55	10/01→02/12	➔	43000001→; → 10/11		24.0223-0021.1	480186	Ø 265 x 50 / 231
1.7 DI 16V	48	09/01→06/04	➔	10/01→; → 36999999		24.0223-0013.2	480061	Ø 265 x 50 / 231
			➔	43000001→		24.0223-0021.1	480186	Ø 265 x 50 / 231
 Bremsbackensatz								
1.3 CDTi 16V	51	09/04→09/06	➔			03.0137-0424.2	650424	Ø 230 x 42 + HEB
1.4	66	10/04→09/10				03.0520-6019.3	696019	Ø 230 x 42 + RZ / + Zub TopKit
1.6	64	10/01→06/04						
1.6 CNG	69	06/06→09/10						
1.7 CDTi 16V	74	12/04→09/10						
1.3 CDTi 16V	55	07/06→02/12	➔	→ 10/11		03.0137-0424.2	650424	Ø 230 x 42 + HEB
1.6 CNG	71	04/05→02/12				03.0520-6019.3	696019	Ø 230 x 42 + RZ / + Zub TopKit
1.7 DTi 16V	55	10/01→02/12						
1.7 DI 16V	48	09/01→06/04	➔	10/01→		03.0137-0424.2	650424	Ø 230 x 42 + HEB
						03.0520-6019.3	696019	Ø 230 x 42 + RZ / + Zub TopKit
 Seilzug, Feststellbremse								
1.3 CDTi 16V	51	09/04→09/06		⬇	2	24.3727-0746.2	580746	L= 182 + Zub
1.4	66	10/04→09/10						
1.6	64	10/01→06/04		Trommelbremse; ⬇	1	24.3727-0761.2	580761	L= 1.235 L2= 1.235
1.6 CNG	69	06/06→09/10		⬆	1	24.3727-0767.2	580767	L= 445
1.7 CDTi 16V	74	12/04→09/10						
1.3 CDTi 16V	55	07/06→02/12		→ 10/11; ⬇	2	24.3727-0746.2	580746	L= 182 + Zub
1.6 CNG	71	04/05→02/12			1	24.3727-0761.2	580761	L= 1.235 L2= 1.235
1.7 DTi 16V	55	10/01→02/12		→ 10/11; Trommelbremse; ⬇				
				→ 10/11; ⬆	1	24.3727-0767.2	580767	L= 445
1.7 DI 16V	48	09/01→06/04		10/01→; ⬇	2	24.3727-0746.2	580746	L= 182 + Zub
				10/01→; Trommelbremse; ⬇	1	24.3727-0761.2	580761	L= 1.235 L2= 1.235
				10/01→; ⬆	1	24.3727-0767.2	580767	L= 445
















	kw			 	! #		
VAUXHALL - CORSA Mk I (B) (S93) 12/92→09/00							
 Radbremszylinder							
1.0 i 12V 1.4 i 1.4 i 16V 1.4 i S 1.6 i 16V 1.7 D	40 44 66 60 78 44	11/96→09/00 03/93→09/00 09/94→09/00 03/93→09/00 09/94→09/00 02/96→09/00	➡		2	24.3219-1715.3 020122 24.3219-1767.3 020552	ALU GG
1.2 i	33	03/93→09/00	➡	04/98→	2	24.3219-1715.3 020122 24.3219-1767.3 020552	ALU GG
			➡		2	24.3219-1715.3 020122 24.3219-1767.3 020552	ALU GG
1.2 i 16V	48	03/98→09/00	➡	04/98→	2	24.3219-1715.3 020122 24.3219-1767.3 020552	ALU GG
1.6 GSI 16V	80	03/93→09/00	➡	09/93→	2	24.3219-1715.3 020122 24.3219-1767.3 020552	ALU GG
Zubehörsatz, Bremsbacken							
1.0 i 12V 1.4 i 1.4 i 16V 1.4 i S 1.6 i 16V 1.7 D	40 44 66 60 78 44	11/96→09/00 03/93→09/00 09/94→09/00 03/93→09/00 09/94→09/00 02/96→09/00	➡			03.0137-9166.2 669166	
1.2 i	33	03/93→09/00	➡			03.0137-9166.2 669166	
			➡	04/98→		03.0137-9166.2 669166	
1.2 i 16V	48	03/98→09/00	➡	04/98→		03.0137-9166.2 669166	
1.6 GSI 16V	80	03/93→09/00	➡	09/93→		03.0137-9166.2 669166	
 Bremstrommel							
1.0 i 12V 1.4 i 1.4 i 16V 1.4 i S 1.6 i 16V 1.7 D	40 44 66 60 78 44	11/96→09/00 03/93→09/00 09/94→09/00 03/93→09/00 09/94→09/00 02/96→09/00	➡	- ABS		24.0220-0012.1 480017 24.0220-0712.2 480208	Ø 228 x 35 / 201 - RLG Ø 228 x 35 / 201 + RLG
			➡	+ ABS		24.0220-0033.2 480132	Ø 228 x 35 / 201 - RLG / + ABS Ring
1.2 i	33	03/93→09/00	➡	04/98→; - ABS		24.0220-0012.1 480017 24.0220-0712.2 480208	Ø 228 x 35 / 201 - RLG Ø 228 x 35 / 201 + RLG
			➡	- ABS		24.0220-0012.1 480017 24.0220-0712.2 480208	Ø 228 x 35 / 201 - RLG Ø 228 x 35 / 201 + RLG
			➡	04/98→; + ABS		24.0220-0033.2 480132	Ø 228 x 35 / 201 - RLG / + ABS Ring
			➡	+ ABS		24.0220-0033.2 480132	Ø 228 x 35 / 201 - RLG / + ABS Ring
1.2 i 16V	48	03/98→09/00	➡	04/98→; - ABS		24.0220-0012.1 480017 24.0220-0712.2 480208	Ø 228 x 35 / 201 - RLG Ø 228 x 35 / 201 + RLG
			➡	04/98→; + ABS		24.0220-0033.2 480132	Ø 228 x 35 / 201 - RLG / + ABS Ring
1.6 GSI 16V	80	03/93→09/00	➡	09/93→; - ABS		24.0220-0012.1 480017 24.0220-0712.2 480208	Ø 228 x 35 / 201 - RLG Ø 228 x 35 / 201 + RLG
			➡	09/93→; + ABS		24.0220-0033.2 480132	Ø 228 x 35 / 201 - RLG / + ABS Ring
 Bremsbackensatz							
1.0 i 12V 1.4 i 1.4 i 16V 1.4 i S 1.6 i 16V 1.7 D	40 44 66 60 78 44	11/96→09/00 03/93→09/00 09/94→09/00 03/93→09/00 09/94→09/00 02/96→09/00	➡			03.0137-0266.2 650266 03.0420-1019.3 681019 03.0520-1019.3 691019 03.0525-0010.3 EQ0010	Ø 200 x 29 + HEB TRW Ø 200 x 29 + RZ / + Zub Kit TRW Ø 200 x 29 + RZ / + Zub TopKit TRW Ø 200 x 29 - RZ / + Zub Easy Quick
1.2 i	33	03/93→09/00	➡			03.0137-0266.2 650266 03.0420-1019.3 681019 03.0520-1019.3 691019 03.0525-0010.3 EQ0010	Ø 200 x 29 + HEB TRW Ø 200 x 29 + RZ / + Zub Kit TRW Ø 200 x 29 + RZ / + Zub TopKit TRW Ø 200 x 29 - RZ / + Zub Easy Quick
			➡	04/98→		03.0137-0266.2 650266 03.0420-1019.3 681019 03.0520-1019.3 691019	Ø 200 x 29 + HEB TRW Ø 200 x 29 + RZ / + Zub Kit TRW Ø 200 x 29 + RZ / + Zub TopKit












	kw					! #		
VAUXHALL - CORSA Mk I (B) (S93) 12/92→09/00								
 Bremsbackensatz								
1.2 i	33	03/93→09/00	➔	04/98→			03.0525-0010.3 EQ0010	TRW Ø 200 x 29 - RZ / + Zub Easy Quick
1.2 i 16V	48	03/98→09/00	➔	04/98→			03.0137-0266.2 650266 03.0420-1019.3 681019 03.0520-1019.3 691019 03.0525-0010.3 EQ0010	Ø 200 x 29 + HEB TRW Ø 200 x 29 + RZ / + Zub Kit TRW Ø 200 x 29 + RZ / + Zub TopKit TRW Ø 200 x 29 - RZ / + Zub Easy Quick
1.6 GSI 16V	80	03/93→09/00	➔	09/93→			03.0137-0266.2 650266 03.0420-1019.3 681019 03.0520-1019.3 691019 03.0525-0010.3 EQ0010	Ø 200 x 29 + HEB TRW Ø 200 x 29 + RZ / + Zub Kit TRW Ø 200 x 29 + RZ / + Zub TopKit TRW Ø 200 x 29 - RZ / + Zub Easy Quick
 Seilzug, Feststellbremse								
1.0 i 12V	40	11/96→09/00		Trommelbremse; <input type="checkbox"/>			24.3727-0743.2 580743	L= 1.373 + Zub
1.4 i	44	03/93→09/00		Trommelbremse; <input type="checkbox"/>			24.3727-0744.2 580744	L= 1.078 + Zub
1.4 i 16V	66	09/94→09/00						
1.4 i S	60	03/93→09/00						
1.6 i 16V	78	09/94→09/00						
1.7 D	44	02/96→09/00						
1.2 i	33	03/93→09/00		04/98→; Trommelbremse; <input type="checkbox"/>			24.3727-0743.2 580743	L= 1.373 + Zub
				Trommelbremse; <input type="checkbox"/>			24.3727-0743.2 580743	L= 1.373 + Zub
				04/98→; Trommelbremse; <input type="checkbox"/>			24.3727-0744.2 580744	L= 1.078 + Zub
				Trommelbremse; <input type="checkbox"/>			24.3727-0744.2 580744	L= 1.078 + Zub
1.2 i 16V	48	03/98→09/00		04/98→; Trommelbremse; <input type="checkbox"/>			24.3727-0743.2 580743	L= 1.373 + Zub
				04/98→; Trommelbremse; <input type="checkbox"/>			24.3727-0744.2 580744	L= 1.078 + Zub
1.6 GSI 16V	80	03/93→09/00		09/93→; Trommelbremse; <input type="checkbox"/>			24.3727-0743.2 580743	L= 1.373 + Zub
				09/93→; Trommelbremse; <input type="checkbox"/>			24.3727-0744.2 580744	L= 1.078 + Zub
VAUXHALL - CORSA Mk II (C) (X01) 08/00→04/07								
 Radbremszylinder								
1.0 12V	43	09/00→10/03	➔		2	24.3219-1715.3 020122	ALU	
1.3 CDTI 16V	51	10/03→04/07						
1.0 12V	44	11/03→10/06	➔	→ 09/06	2	24.3219-1715.3 020122	ALU	
1.2 16V	55	09/00→10/06						
1.2 16V Dualfuel	55	08/01→10/06						
1.2 Twinport	59	07/04→10/06						
1.4 16V	66	09/00→10/06						
1.4 Twinport	66	06/03→10/06						
1.7 CDTI 16V	74	08/00→09/06	➔	06/03→	2	24.3220-1719.3 020448	ALU	
1.7 DI 16V	48	08/00→09/06	➔	09/00→	2	24.3219-1715.3 020122	ALU	
1.7 DTI 16V	55	08/00→09/06						
Zubehörsatz, Bremsbacken								
1.0 12V	43	09/00→10/03	➔	- ABS			03.0137-9166.2 669166	
1.3 CDTI 16V	51	10/03→04/07	➔	+ ABS			03.0137-9167.2 669167	
1.0 12V	44	11/03→10/06	➔	- ABS; → 09/06			03.0137-9166.2 669166	
1.2 16V	55	09/00→10/06						
1.2 16V Dualfuel	55	08/01→10/06	➔	+ ABS; → 09/06			03.0137-9167.2 669167	
1.2 Twinport	59	07/04→10/06						
1.4 16V	66	09/00→10/06						
1.4 Twinport	66	06/03→10/06						
1.7 CDTI 16V	74	08/00→09/06	➔	06/03→; - ABS			03.0137-9166.2 669166	
			➔	06/03→; + ABS			03.0137-9167.2 669167	
1.7 DI 16V	48	08/00→09/06	➔	09/00→; - ABS			03.0137-9166.2 669166	
1.7 DTI 16V	55	08/00→09/06	➔	09/00→; + ABS			03.0137-9167.2 669167	
 Bremstrommel								
1.0 12V	43	09/00→10/03	➔	+ ABS			24.0220-0038.1 480162	Ø 228 x 54 / 201
1.3 CDTI 16V	51	10/03→04/07					24.0220-0738.2 480214	- RLG / - ABS Ring Ø 228 x 54 / 201 + RLG / - ABS Ring
			➔	- ABS			24.0220-0039.1 480163	Ø 228 x 35 / 201 - RLG / - ABS Ring
1.0 12V	44	11/03→10/06	➔	+ ABS; → 09/06			24.0220-0038.1 480162	Ø 228 x 54 / 201 - RLG / - ABS Ring
1.2 16V	55	09/00→10/06						
1.2 16V Dualfuel	55	08/01→10/06						













	kw					! #		
VAUXHALL - CORSA Mk II (C) (X01) 08/00→04/07								
Bremstrommel								
1.2 Twinport 1.4 16V 1.4 Twinport	59 66 66	07/04→10/06 09/00→10/06 06/03→10/06	➡	+ ABS; → 09/06			24.0220-0738.2 480214	Ø 228 x 54 / 201 + RLG / - ABS Ring
			➡	- ABS; → 09/06			24.0220-0039.1 480163	Ø 228 x 35 / 201 - RLG / - ABS Ring
1.7 DI 16V 1.7 DTI 16V	48 55	08/00→09/06 08/00→09/06	➡	09/00→; + ABS			24.0220-0038.1 480162	Ø 228 x 54 / 201 - RLG / - ABS Ring
							24.0220-0738.2 480214	Ø 228 x 54 / 201 + RLG / - ABS Ring
			➡	09/00→; - ABS			24.0220-0039.1 480163	Ø 228 x 35 / 201 - RLG / - ABS Ring
Bremsbackensatz								
1.0 12V 1.3 CDTI 16V	43 51	09/00→10/03 10/03→04/07	➡	- ABS			03.0137-0395.2 650395	Ø 200 x 29 + HEB
							03.0520-5119.3 695119	Ø 200 x 29 + RZ / + Zub TopKit
							03.0525-0025.3 EQ0025	Ø 200 x 29 - RZ / + Zub Easy Quick
			➡	+ ABS			03.0137-0396.2 650396	Ø 200 x 46 + HEB
							03.0520-5219.3 695219	Ø 200 x 46 + RZ / + Zub TopKit
1.0 12V 1.2 16V 1.2 16V Dualfuel 1.2 Twinport 1.4 16V 1.4 Twinport	44 55 55 59 66 66	11/03→10/06 09/00→10/06 08/01→10/06 07/04→10/06 09/00→10/06 06/03→10/06	➡	- ABS; → 09/06			03.0137-0395.2 650395	Ø 200 x 29 + HEB
							03.0520-5119.3 695119	Ø 200 x 29 + RZ / + Zub TopKit
							03.0525-0025.3 EQ0025	Ø 200 x 29 - RZ / + Zub Easy Quick
			➡	+ ABS; → 09/06			03.0137-0396.2 650396	Ø 200 x 46 + HEB
							03.0520-5219.3 695219	Ø 200 x 46 + RZ / + Zub TopKit
1.7 CDTI 16V	74	08/00→09/06	➡	06/03→; - ABS			03.0137-0395.2 650395	Ø 200 x 29 + HEB
			➡	06/03→; + ABS			03.0137-0396.2 650396	Ø 200 x 46 + HEB
			➡	- ABS			03.0520-5119.3 695119	Ø 200 x 29 + RZ / + Zub TopKit
			➡	+ ABS			03.0520-5219.3 695219	Ø 200 x 46 + RZ / + Zub TopKit
1.7 DI 16V 1.7 DTI 16V	48 55	08/00→09/06 08/00→09/06	➡	09/00→; - ABS			03.0137-0395.2 650395	Ø 200 x 29 + HEB
							03.0520-5119.3 695119	Ø 200 x 29 + RZ / + Zub TopKit
							03.0525-0025.3 EQ0025	Ø 200 x 29 - RZ / + Zub Easy Quick
			➡	09/00→; + ABS			03.0137-0396.2 650396	Ø 200 x 46 + HEB
							03.0520-5219.3 695219	Ø 200 x 46 + RZ / + Zub TopKit
Seilzug, Feststellbremse								
1.0 12V	43	09/00→10/03		Trommelbremse; ☐			24.3727-0749.2 580749	L= 832 + Zub
				Trommelbremse; ☐			24.3727-0750.2 580750	L= 1.095 + Zub
				Trommelbremse; ☒	1		24.3727-0755.2 580755	L= 330 + Zub
				+ ABS; Trommelbremse; ☒	2		24.3727-0786.2 580786	L= 217
				- ABS; Trommelbremse; ☒	2		24.3727-0787.2 580787	L= 217
1.0 12V 1.2 16V 1.2 16V Dualfuel 1.2 Twinport	44 55 55 59	11/03→10/06 09/00→10/06 08/01→10/06 07/04→10/06		→ 09/06; Trommelbremse; ☐			24.3727-0749.2 580749	L= 832 + Zub
				→ 09/06; Trommelbremse; ☐			24.3727-0750.2 580750	L= 1.095 + Zub
				→ 09/06; Trommelbremse; ☒	1		24.3727-0755.2 580755	L= 330 + Zub
				→ 09/06; + ABS; Trommelbremse; ☒	2		24.3727-0786.2 580786	L= 217
				→ 09/06; - ABS; Trommelbremse; ☒	2		24.3727-0787.2 580787	L= 217
1.3 CDTI 16V	51	10/03→04/07		Trommelbremse; ☐			24.3727-0749.2 580749	L= 832 + Zub
				Trommelbremse; ☒	1		24.3727-0755.2 580755	L= 330 + Zub
				Trommelbremse; ☐			24.3727-0769.2 580769	L= 1.106
				+ ABS; Trommelbremse; ☒	2		24.3727-0786.2 580786	L= 217
				- ABS; Trommelbremse; ☒	2		24.3727-0787.2 580787	L= 217
1.4 16V 1.4 Twinport	66 66	09/00→10/06 06/03→10/06		→ 09/06; Trommelbremse; ☐			24.3727-0749.2 580749	L= 832 + Zub
				→ 09/06; Scheibenbremse; ☒	1		24.3727-0755.2 580755	L= 330 + Zub
				→ 09/06; Scheibenbremse; ☐			24.3727-0766.2 580766	L= 1.143
				→ 09/06; Scheibenbremse; ☐			24.3727-0768.2 580768	L= 1.426
				→ 09/06; Trommelbremse; ☐			24.3727-0769.2 580769	L= 1.106
				→ 09/06; + ABS; Trommelbremse; ☒	2		24.3727-0786.2 580786	L= 217
				→ 09/06; - ABS; Trommelbremse; ☒	2		24.3727-0787.2 580787	L= 217
1.7 CDTI 16V	74	08/00→09/06		06/03→; Trommelbremse; ☐			24.3727-0749.2 580749	L= 832 + Zub
				06/03→; Trommelbremse; ☒	1		24.3727-0755.2 580755	L= 330 + Zub
				06/03→; Trommelbremse; ☐			24.3727-0769.2 580769	L= 1.106
				06/03→; + ABS; Trommelbremse; ☒	2		24.3727-0786.2 580786	L= 217
→								
















	kw					! #		
VAUXHALL - CORSA Mk II (C) (X01) 08/00→04/07								
 Seilzug, Feststellbremse								
1.7 CDTI 16V	74	08/00→09/06		06/03→; - ABS; Trommelbremse; 	2	24.3727-0787.2	580787	L= 217
1.7 DI 16V	48	08/00→09/06		09/00→; Trommelbremse; 		24.3727-0749.2	580749	L= 832 + Zub
				09/00→; Trommelbremse; 		24.3727-0750.2	580750	L= 1.095 + Zub
			1	09/00→; Trommelbremse; 	1	24.3727-0755.2	580755	L= 330 + Zub
			2	09/00→; + ABS; Trommelbremse; 	2	24.3727-0786.2	580786	L= 217
			2	09/00→; - ABS; Trommelbremse; 	2	24.3727-0787.2	580787	L= 217
1.7 DTI 16V	55	08/00→09/06		09/00→; Trommelbremse; 		24.3727-0749.2	580749	L= 832 + Zub
			1	09/00→; Trommelbremse; 	1	24.3727-0755.2	580755	L= 330 + Zub
				09/00→; Trommelbremse; 		24.3727-0769.2	580769	L= 1.106
			2	09/00→; + ABS; Trommelbremse; 	2	24.3727-0786.2	580786	L= 217
			2	09/00→; - ABS; Trommelbremse; 	2	24.3727-0787.2	580787	L= 217
1.8 16V	92	08/00→09/06		09/00→; Trommelbremse; 		24.3727-0749.2	580749	L= 832 + Zub
			1	09/00→; Scheibenbremse; 	1	24.3727-0755.2	580755	L= 330 + Zub
				09/00→; Scheibenbremse; 		24.3727-0766.2	580766	L= 1.143
				09/00→; Scheibenbremse; 		24.3727-0768.2	580768	L= 1.426
				09/00→; Trommelbremse; 		24.3727-0769.2	580769	L= 1.106
			2	09/00→; + ABS; Trommelbremse; 	2	24.3727-0786.2	580786	L= 217
			09/00→; - ABS; Trommelbremse; 	2	24.3727-0787.2	580787	L= 217	
VAUXHALL - CORSA Mk III (D) (S07) 07/06→08/14								
 Radbremszylinder								
1.0	44	08/06→08/14			2	24.3219-1755.3	020508	ALU
1.0 i 12V	48	01/10→08/14						
1.2	51 -	08/06→08/14						
	59							
1.2 LPG	59 -	09/09→08/14						
	63							
1.3 CDTI	70	07/10→08/14						
1.4	74	01/10→08/14						
1.2 i 16V	63	12/09→08/14		06/10→	2	24.3219-1755.3	020508	ALU
1.3 CDTI	55 -	08/06→08/14		10/06→	2	24.3219-1755.3	020508	ALU
	66							
1.4	66	08/06→08/14						
1.4 LPG	66	07/06→08/14						
Zubehörsatz, Bremsbacken								
1.0	44	08/06→08/14		Türenanzahl: 5		03.0137-9309.2	669309	AP
1.0 i 12V	48	01/10→08/14						
1.2	51 -	08/06→08/14		Türenanzahl: 3		03.0137-9310.2	669310	AP
	59							
1.2 LPG	59 -	09/09→08/14						
	63							
1.3 CDTI	70	07/10→08/14						
1.4	74	01/10→08/14						
1.2 i 16V	63	12/09→08/14		06/10→; Türenanzahl: 5		03.0137-9309.2	669309	AP
				06/10→; Türenanzahl: 3		03.0137-9310.2	669310	AP
1.3 CDTI	55 -	08/06→08/14		10/06→; Türenanzahl: 5		03.0137-9309.2	669309	AP
	66							
1.4	66	08/06→08/14		10/06→; Türenanzahl: 3		03.0137-9310.2	669310	AP
1.4 LPG	66	07/06→08/14						
Bremstrommel								
1.0	44	08/06→08/14		Türenanzahl: 3		24.0220-3035.1	480300	Ø 249,5 x 45 / 204,7
1.0 i 12V	48	01/10→08/14						
1.2	51 -	08/06→08/14		Türenanzahl: 5		24.0222-8037.1	480302	Ø 269 x 48 / 230
	59							
1.2 LPG	59 -	09/09→08/14						
	63							
1.2 i 16V	63	12/09→08/14		06/10→; Türenanzahl: 3		24.0220-3035.1	480300	Ø 249,5 x 45 / 204,7
				06/10→; Türenanzahl: 5		24.0222-8037.1	480302	Ø 269 x 48 / 230
1.3 CDTI	55	08/06→08/14		10/06→; ecoFLEX		24.0220-3035.1	480300	Ø 249,5 x 45 / 204,7
				10/06→; nicht für Ausstattungsvariante: ecoFLEX		24.0222-8037.1	480302	Ø 269 x 48 / 230
1.3 CDTI	66	08/06→08/14		10/06→		24.0222-8037.1	480302	Ø 269 x 48 / 230
1.4	66	08/06→08/14						
1.4 LPG	66	07/06→08/14						
1.3 CDTI	70	07/10→08/14				24.0222-8037.1	480302	Ø 269 x 48 / 230
1.4	74	01/10→08/14						

	kw					! #		
VAUXHALL - CORSA Mk III (D) (S07) 07/06→08/14								
 Bremsbackensatz								
1.0 1.0 i 12V 1.2	44 48 51 - 59	08/06→08/14 01/10→08/14 08/06→08/14	➔	Türenanzahl: 5			03.0137-0478.2 650478 03.0520-6819.3 696819	AP Ø 228 x 42 + HEB AP Ø 228 x 42 + RZ / + Zub TopKit
1.2 LPG 1.3 CDTi 1.4	59 - 63 70 74	09/09→08/14 07/10→08/14 01/10→08/14	➔	Türenanzahl: 3			03.0137-0479.2 650479 03.0520-6719.3 696719	AP Ø 203 x 38 + HEB AP Ø 203 x 38 + RZ / + Zub TopKit
1.2 i 16V	63	12/09→08/14	➔	06/10→; Türenanzahl: 5			03.0137-0478.2 650478 03.0520-6819.3 696819	AP Ø 228 x 42 + HEB AP Ø 228 x 42 + RZ / + Zub TopKit
			➔	06/10→; Türenanzahl: 3			03.0137-0479.2 650479 03.0520-6719.3 696719	AP Ø 203 x 38 + HEB AP Ø 203 x 38 + RZ / + Zub TopKit
1.3 CDTi 1.4 1.4 LPG	55 - 66 66 66	08/06→08/14 08/06→08/14 07/06→08/14	➔	10/06→; Türenanzahl: 5			03.0137-0478.2 650478 03.0520-6819.3 696819	AP Ø 228 x 42 + HEB AP Ø 228 x 42 + RZ / + Zub TopKit
			➔	10/06→; Türenanzahl: 3			03.0137-0479.2 650479	AP Ø 203 x 38 + HEB
			➔	Türenanzahl: 3			03.0520-6719.3 696719	AP Ø 203 x 38 + RZ / + Zub TopKit
 Seilzug, Feststellbremse								
1.0 1.0 i 12V 1.2	44 48 51 - 59	08/06→08/14 01/10→08/14 08/06→08/14		→ 76064268; Türenanzahl: 3; Trommelbremse; ⚡	1	24.3727-0781.2 580781		L= 1.477 L2= 1.462 + Zub
1.2 LPG	59 - 63	09/09→08/14		Türenanzahl: 5; Trommelbremse; ⚡	1	24.3727-0782.2 580782		L= 1.477 L2= 1.492 + Zub
1.2 i 16V	63	12/09→08/14		06/10→; → 76064268; Türenanzahl: 3; Trommelbremse; ⚡	1	24.3727-0781.2 580781		L= 1.477 L2= 1.462 + Zub
				06/10→; Türenanzahl: 5; Trommelbremse; ⚡	1	24.3727-0782.2 580782		L= 1.477 L2= 1.492 + Zub
1.3 CDTi 1.4 1.4 LPG	55 - 66 66 66	08/06→08/14 08/06→08/14 07/06→08/14		10/06→; Trommelbremse; ⚡	1	24.3727-0782.2 580782		L= 1.477 L2= 1.492 + Zub
1.3 CDTi 1.4	70 74	07/10→08/14 01/10→08/14		Trommelbremse; ⚡	1	24.3727-0782.2 580782		L= 1.477 L2= 1.492 + Zub
VAUXHALL - CORSA Mk IV (E) (X15) 08/14→								
 Radbremszylinder								
1.0 1.2 1.3 CDTi 1.4	66 - 85 51 55 - 70 55 - 74	08/14→ 08/14→ 08/14→ 08/14→	➔	11/14→; Br.trommeldurchm.innen [Zoll]: 9	2	24.3219-1755.3 020508		ALU
1.4	110	07/15→	➔	Br.trommeldurchm.innen [Zoll]: 9	2	24.3219-1755.3 020508		ALU
Zubehörsatz, Bremsbacken								
1.0 1.2 1.3 CDTi 1.4	66 - 85 51 55 - 70 55 - 74	08/14→ 08/14→ 08/14→ 08/14→	➔	11/14→; Br.trommeldurchm.innen [Zoll]: 9		03.0137-9309.2 669309		AP
1.4	110	07/15→	➔	Br.trommeldurchm.innen [Zoll]: 9		03.0137-9309.2 669309		AP
 Bremstrommel								
1.0 1.2 1.3 CDTi 1.4	66 - 85 51 55 - 70 55 - 110	08/14→ 08/14→ 08/14→ 08/14→	➔	Br.trommeldurchm.innen [Zoll]: 9		24.0222-8037.1 480302		Ø 269 x 48 / 230
 Bremsbackensatz								
1.0 1.2 1.3 CDTi	66 - 85 51 55 - 70	08/14→ 08/14→ 08/14→	➔	11/14→; Br.trommeldurchm.innen [Zoll]: 9		03.0137-0478.2 650478 03.0520-6719.3 696719		AP Ø 228 x 42 + HEB AP Ø 203 x 38 + RZ / + Zub TopKit
→			➔	Br.trommeldurchm.innen [Zoll]: 9				



































	kw			 	! #		
VAUXHALL - CORSA Mk IV (E) (X15) 08/14→							
 Bremsbackensatz							
1.4	55 - 74	08/14→	➔	11/14→; Br.trommeldurchm.innen [Zoll]: 9		03.0137-0478.2 650478	AP Ø 228 x 42 + HEB
			➔	Br.trommeldurchm.innen [Zoll]: 9		03.0520-6719.3 696719	AP Ø 203 x 38 + RZ / + Zub TopKit
1.4	110	07/15→	➔	Br.trommeldurchm.innen [Zoll]: 9		03.0137-0478.2 650478 03.0520-6719.3 696719	AP Ø 228 x 42 + HEB AP Ø 203 x 38 + RZ / + Zub TopKit
 Seilzug, Feststellbremse							
1.0	66 - 85	08/14→		11/14→; Trommelbremse; ⚡	1	24.3727-3501.2 583501	L= 1.478 L2= 1.490
1.2	51	08/14→					
1.3 CDTi	55 - 70	08/14→					
1.4	55 - 74	08/14→					
1.4	110	07/15→		Trommelbremse; ⚡	1	24.3727-3501.2 583501	L= 1.478 L2= 1.490
VAUXHALL - CORSA Mk V (F) 07/19→							
 Radbremsszylinder							
1.2	55 - 96	07/19→	➔		2	24.3220-1743.3 020556	ALU
1.5	75	07/19→					
VAUXHALL - CORSAVAN Mk I (B) Kasten/Schrägheck (S93) 01/94→09/00							
 Radbremsszylinder							
1.4 i	44	01/94→09/00	➔			24.3219-1715.3 020122	ALU
1.7 D	44	01/94→09/00				24.3219-1767.3 020552	GG
Zubehörsatz, Bremsbacken							
1.4 i	44	01/94→09/00	➔			03.0137-9166.2 669166	
1.7 D	44	01/94→09/00					
 Bremstrommel							
1.4 i	44	01/94→09/00	➔	- ABS		24.0220-0012.1 480017	Ø 228 x 35 / 201 - RLG
1.7 D	44	01/94→09/00				24.0220-0712.2 480208	Ø 228 x 35 / 201 + RLG
			➔	+ ABS		24.0220-0033.2 480132	Ø 228 x 35 / 201 - RLG / + ABS Ring
 Bremsbackensatz							
1.4 i	44	01/94→09/00	➔			03.0137-0266.2 650266	Ø 200 x 29 + HEB
1.7 D	44	01/94→09/00				03.0420-1019.3 681019	TRW Ø 200 x 29 + RZ / + Zub Kit
						03.0520-1019.3 691019	TRW Ø 200 x 29 + RZ / + Zub TopKit
						03.0525-0010.3 EQ0010	TRW Ø 200 x 29 - RZ / + Zub Easy Quick
 Seilzug, Feststellbremse							
1.4 i	44	01/94→09/00		Trommelbremse; ☐		24.3727-0743.2 580743	L= 1.373 + Zub
1.7 D	44	01/94→09/00		Trommelbremse; ☐		24.3727-0744.2 580744	L= 1.078 + Zub
VAUXHALL - CORSAVAN Mk II (C) Kasten/Schrägheck (X01) 09/00→11/06							
 Radbremsszylinder							
1.2 16V	55	09/00→06/06	➔			24.3219-1715.3 020122	ALU
1.2 16V Dualfuel	55	08/01→06/06					
1.3 CDTi 16V	52	04/04→06/06					
1.4	66	11/03→06/06					
1.7 DI 16V	48	09/00→06/06					
1.7 DTi 16V	55	09/00→06/06					
1.2 16V	59	07/04→11/06	➔			24.3219-1755.3 020508	ALU
1.2 16V Dualfuel	59	07/04→12/05					
Zubehörsatz, Bremsbacken							
1.2 16V	55	09/00→06/06	➔	- ABS		03.0137-9166.2 669166	
1.2 16V Dualfuel	55	08/01→06/06					
1.3 CDTi 16V	52	04/04→06/06	➔	+ ABS		03.0137-9167.2 669167	
1.4	66	11/03→06/06					
1.7 DI 16V	48	09/00→06/06					
1.7 DTi 16V	55	09/00→06/06					
1.2 16V	59	07/04→11/06	➔	Türenanzahl: 5		03.0137-9309.2 669309	AP
1.2 16V Dualfuel	59	07/04→12/05					














	kw					! #		
VAUXHALL - CORSAVAN Mk II (C) Kasten/Schrägheck (X01) 09/00→11/06								
Zubehörsatz, Bremsbacken								
1.2 16V	59	07/04→11/06	➡	Türenanzahl: 3			03.0137-9310.2 669310	AP
1.2 16V Dualfuel	59	07/04→12/05	➡					
 Bremstrommel								
1.2 16V	55	09/00→06/06	➡	+ ABS			24.0220-0038.1 480162	Ø 228 x 54 / 201 - RLG / - ABS Ring
1.2 16V Dualfuel	55	08/01→06/06	➡					
1.3 CDTI 16V	52	04/04→06/06	➡				24.0220-0738.2 480214	Ø 228 x 54 / 201 + RLG / - ABS Ring
1.4	66	11/03→06/06	➡					
1.7 DI 16V	48	09/00→06/06	➡	- ABS			24.0220-0039.1 480163	Ø 228 x 35 / 201 - RLG / - ABS Ring
1.7 DTI 16V	55	09/00→06/06	➡					
1.2 16V	59	07/04→11/06	➡	Türenanzahl: 3			24.0220-3035.1 480300	Ø 249,5 x 45 / 204,7
1.2 16V Dualfuel	59	07/04→12/05	➡	Türenanzahl: 5			24.0222-8037.1 480302	Ø 269 x 48 / 230
 Bremsbackensatz								
1.2 16V	55	09/00→06/06	➡	- ABS			03.0137-0395.2 650395	Ø 200 x 29 + HEB
1.2 16V Dualfuel	55	08/01→06/06	➡				03.0520-5119.3 695119	Ø 200 x 29 + RZ / + Zub TopKit
1.3 CDTI 16V	52	04/04→06/06	➡				03.0525-0025.3 EQ0025	Ø 200 x 29 - RZ / + Zub Easy Quick
1.4	66	11/03→06/06	➡					
1.7 DI 16V	48	09/00→06/06	➡	+ ABS			03.0137-0396.2 650396	Ø 200 x 46 + HEB
1.7 DTI 16V	55	09/00→06/06	➡				03.0520-5219.3 695219	Ø 200 x 46 + RZ / + Zub TopKit
1.2 16V	59	07/04→11/06	➡	Türenanzahl: 5			03.0137-0478.2 650478	AP Ø 228 x 42 + HEB
1.2 16V Dualfuel	59	07/04→12/05	➡				03.0520-6819.3 696819	AP Ø 228 x 42 + RZ / + Zub TopKit
			➡	Türenanzahl: 3			03.0137-0479.2 650479	AP Ø 203 x 38 + HEB
			➡				03.0520-6719.3 696719	AP Ø 203 x 38 + RZ / + Zub TopKit
 Seilzug, Feststellbremse								
1.2 16V	55	09/00→06/06		Trommelbremse; ☐			24.3727-0749.2 580749	L= 832 + Zub
1.2 16V Dualfuel	55	08/01→06/06		Trommelbremse; ☐			24.3727-0750.2 580750	L= 1.095 + Zub
1.7 DI 16V	48	09/00→06/06		Trommelbremse; ☒			24.3727-0755.2 580755	L= 330 + Zub
				+ ABS; Trommelbremse; ☒	1		24.3727-0786.2 580786	L= 217
				- ABS; Trommelbremse; ☒	2		24.3727-0787.2 580787	L= 217
1.2 16V	59	07/04→11/06		→ 76064268; Türenanzahl: 3;	1		24.3727-0781.2 580781	L= 1.477 L2= 1.462 + Zub
1.2 16V Dualfuel	59	07/04→12/05		Trommelbremse; ☒				
				Türenanzahl: 5; Trommelbremse; ☒	1		24.3727-0782.2 580782	L= 1.477 L2= 1.492 + Zub
1.3 CDTI 16V	52	04/04→06/06		Trommelbremse; ☐			24.3727-0749.2 580749	L= 832 + Zub
1.7 DTI 16V	55	09/00→06/06		Trommelbremse; ☒	1		24.3727-0755.2 580755	L= 330 + Zub
				Trommelbremse; ☐			24.3727-0769.2 580769	L= 1.106
				+ ABS; Trommelbremse; ☒	2		24.3727-0786.2 580786	L= 217
				- ABS; Trommelbremse; ☒	2		24.3727-0787.2 580787	L= 217
1.4	66	11/03→06/06		Trommelbremse; ☐			24.3727-0749.2 580749	L= 832 + Zub
				Scheibenbremse; ☒	1		24.3727-0755.2 580755	L= 330 + Zub
				Scheibenbremse; ☐			24.3727-0766.2 580766	L= 1.143
				Scheibenbremse; ☐			24.3727-0768.2 580768	L= 1.426
				Trommelbremse; ☐			24.3727-0769.2 580769	L= 1.106
				+ ABS; Trommelbremse; ☒	2		24.3727-0786.2 580786	L= 217
				- ABS; Trommelbremse; ☒	2		24.3727-0787.2 580787	L= 217
VAUXHALL - CORSAVAN Mk III (D) Kasten/Schrägheck (S07) 07/06→								
 Radbremszylinder								
1.2	51	01/10→	➡	06/10→			24.3219-1755.3 020508	ALU
1.3 CDTI	70	07/06→	➡					
1.2	59	07/09→	➡				24.3219-1755.3 020508	ALU
1.3 CDTI	55 - 66	07/06→	➡	10/06→			24.3219-1755.3 020508	ALU
Zubehörsatz, Bremsbacken								
1.2	51	01/10→	➡	06/10→; Türenanzahl: 5			03.0137-9309.2 669309	AP
			➡	06/10→; Türenanzahl: 3			03.0137-9310.2 669310	AP
1.2	59	07/09→	➡	Türenanzahl: 5			03.0137-9309.2 669309	AP
			➡	Türenanzahl: 3			03.0137-9310.2 669310	AP
1.3 CDTI	55 - 66	07/06→	➡	10/06→; Türenanzahl: 5			03.0137-9309.2 669309	AP
			➡	10/06→; Türenanzahl: 3			03.0137-9310.2 669310	AP
→								


































	kw					! #		
VAUXHALL - CORSAVAN Mk III (D) Kasten/Schrägheck (S07) 07/06→								
Zubehörsatz, Bremsbacken								
1.3 CDTi	70	07/06→	➡	06/10→		03.0137-9309.2	669309	AP
			➡	06/10→; Türenanzahl: 3		03.0137-9310.2	669310	AP
 Bremstrommel								
1.2	51	01/10→	➡	06/10→; Türenanzahl: 3		24.0220-3035.1	480300	Ø 249,5 x 45 / 204,7
			➡	06/10→; Türenanzahl: 5		24.0222-8037.1	480302	Ø 269 x 48 / 230
1.2	59	07/09→	➡	Türenanzahl: 3		24.0220-3035.1	480300	Ø 249,5 x 45 / 204,7
			➡	Türenanzahl: 5		24.0222-8037.1	480302	Ø 269 x 48 / 230
1.3 CDTi	55	07/06→	➡	10/06→; ecoFLEX		24.0220-3035.1	480300	Ø 249,5 x 45 / 204,7
			➡	10/06→; nicht für Ausstattungsvariante: ecoFLEX		24.0222-8037.1	480302	Ø 269 x 48 / 230
1.3 CDTi	66	07/06→	➡	10/06→		24.0222-8037.1	480302	Ø 269 x 48 / 230
1.3 CDTi	70	07/06→	➡	06/10→		24.0222-8037.1	480302	Ø 269 x 48 / 230
 Bremsbackensatz								
1.2	51	01/10→	➡	06/10→; Türenanzahl: 5		03.0137-0478.2	650478	AP Ø 228 x 42 + HEB
			➡	06/10→; Türenanzahl: 3		03.0520-6819.3	696819	AP Ø 228 x 42 + RZ / + Zub TopKit
1.2	59	07/09→	➡	Türenanzahl: 5		03.0137-0478.2	650478	AP Ø 228 x 42 + HEB
			➡	Türenanzahl: 3		03.0520-6819.3	696819	AP Ø 228 x 42 + RZ / + Zub TopKit
1.3 CDTi	55 - 66	07/06→	➡	10/06→; Türenanzahl: 5		03.0137-0478.2	650478	AP Ø 228 x 42 + HEB
			➡	10/06→; Türenanzahl: 3		03.0520-6819.3	696819	AP Ø 228 x 42 + RZ / + Zub TopKit
			➡	Türenanzahl: 3		03.0520-6719.3	696719	AP Ø 203 x 38 + RZ / + Zub TopKit
1.3 CDTi	70	07/06→	➡	06/10→; Türenanzahl: 5		03.0137-0478.2	650478	AP Ø 228 x 42 + HEB
			➡	06/10→; Türenanzahl: 3		03.0520-6819.3	696819	AP Ø 228 x 42 + RZ / + Zub TopKit
			➡	Türenanzahl: 3		03.0520-6719.3	696719	AP Ø 203 x 38 + RZ / + Zub TopKit
 Seilzug, Feststellbremse								
1.2	51	01/10→		06/10→; → 76064268; Türenanzahl: 3; Trommelbremse; ⚠	1	24.3727-0781.2	580781	L= 1.477 L2= 1.462 + Zub
				06/10→; Türenanzahl: 5; Trommelbremse; ⚠	1	24.3727-0782.2	580782	L= 1.477 L2= 1.492 + Zub
1.2	59	07/09→		→ 76064268; Türenanzahl: 3; Trommelbremse; ⚠	1	24.3727-0781.2	580781	L= 1.477 L2= 1.462 + Zub
				Türenanzahl: 5; Trommelbremse; ⚠	1	24.3727-0782.2	580782	L= 1.477 L2= 1.492 + Zub
1.3 CDTi	55 - 66	07/06→		10/06→; Trommelbremse; ⚠	1	24.3727-0782.2	580782	L= 1.477 L2= 1.492 + Zub
1.3 CDTi	70	07/06→		06/10→; Trommelbremse; ⚠	1	24.3727-0782.2	580782	L= 1.477 L2= 1.492 + Zub
VAUXHALL - CORSAVAN Mk IV (E) Kasten/Schrägheck (X15) 10/14→								
 Radbremszylinder								
1.2 1.3 CDTi	51 55 - 70	10/14→ 10/14→	➡	11/14→; Br.trommeldurchm.innen [Zoll]: 9		24.3219-1755.3	020508	ALU
Zubehörsatz, Bremsbacken								
1.2 1.3 CDTi	51 55 - 70	10/14→ 10/14→	➡	11/14→; Br.trommeldurchm.innen [Zoll]: 9		03.0137-9309.2	669309	AP
 Bremstrommel								
1.2 1.3 CDTi	51 55 - 70	10/14→ 10/14→	➡	Br.trommeldurchm.innen [Zoll]: 9		24.0222-8037.1	480302	Ø 269 x 48 / 230











































	kw					! #		
VAUXHALL - CORSAVAN Mk IV (E) Kasten/Schrägheck (X15) 10/14→								
 Bremsbackensatz								
1.2 1.3 CDTi	51 55 - 70	10/14→ 10/14→	➡	11/14→; Br.trommeldurchm.innen [Zoll]: 9		03.0137-0478.2	650478	AP Ø 228 x 42 + HEB
			➡	Br.trommeldurchm.innen [Zoll]: 9		03.0520-6719.3	696719	AP Ø 203 x 38 + RZ / + Zub TopKit
 Seilzug, Feststellbremse								
1.2 1.3 CDTi	51 55 - 70	10/14→ 10/14→		11/14→; Trommelbremse; ⚠	1	24.3727-3501.2	583501	L= 1.478 L2= 1.490
VAUXHALL - FRONTERA Mk I (A) (U92) 09/91→10/98								
 Radbremsszylinder								
2.0 2.2 i 2.4 i	85 100 92	04/95→08/98 03/95→10/98 03/92→10/98	➡	→ SV720102	2	24.3225-1702.3	020425	GG
2.3 TD	74	09/91→06/98	➡	03/92→; → SV720102	2	24.3225-1702.3	020425	GG
2.5 TDS	85	11/91→06/98	➡	09/96→; → SV720102	2	24.3225-1702.3	020425	GG
Zubehörsatz, Bremsbacken								
2.0 2.2 i 2.4 i	85 100 92	04/95→08/98 03/95→10/98 03/92→10/98	➡	→ SV720102		03.0137-9245.2	669245	
2.3 TD	74	09/91→06/98	➡	03/92→; → SV720102		03.0137-9245.2	669245	
2.5 TDS	85	11/91→06/98	➡	09/96→; → SV720102		03.0137-9245.2	669245	
 Bremsbackensatz								
2.0 2.2 i 2.4 i	85 100 92	04/95→08/98 03/95→10/98 03/92→10/98	➡	→ SV720102		03.0137-0283.2	650283	Ø 254 x 52
2.3 TD	74	09/91→06/98	➡	03/92→; → SV720102		03.0137-0283.2	650283	Ø 254 x 52
2.5 TDS	85	11/91→06/98	➡	09/96→; → SV720102		03.0137-0283.2	650283	Ø 254 x 52
VAUXHALL - FRONTERA Mk I (A) Sport (U92) 03/92→10/98								
 Radbremsszylinder								
2.0 i 2.5 TDS	85 85	03/92→10/98 09/96→10/98	➡	→ SV720102	2	24.3225-1702.3	020425	GG
Zubehörsatz, Bremsbacken								
2.0 i 2.5 TDS	85 85	03/92→10/98 09/96→10/98	➡	→ SV720102		03.0137-9245.2	669245	
 Bremsbackensatz								
2.0 i 2.5 TDS	85 85	03/92→10/98 09/96→10/98	➡	→ SV720102		03.0137-0283.2	650283	Ø 254 x 52
VAUXHALL - INSIGNIA Mk I (A) Country Tourer (G09) 07/08→05/17								
 Seilzug, Feststellbremse								
2.0 Biturbo CDTI 4x4	143	09/13→05/17		→ A1006683; Scheibenbremse; ⚠	2	24.3727-0789.2	580789	L= 2.005 + Zub
VAUXHALL - INSIGNIA Mk I (A) Schrägheck (G09) 07/08→05/17								
 Seilzug, Feststellbremse								
1.4	103	04/11→05/17		06/11→; → B1182367; - eFSB; ⚠	2	24.3727-0791.2	580791	L= 1.937 + Zub
1.6 1.6 Turbo 1.8 2.0 Biturbo CDTI 2.0 CDTI	85 132 103 143 81 - 140	07/08→07/12 01/09→05/17 07/08→05/17 03/12→05/17 07/08→05/17		→ B1182367; - eFSB; ⚠	2	24.3727-0791.2	580791	L= 1.937 + Zub
2.0 Turbo	162	07/08→05/17						
2.0 Biturbo CDTI 4x4 2.0 CDTI 4x4 2.0 Turbo 4x4 2.8 V6 Turbo 4x4 2.8 VXR	143 140 162 191 239	03/12→05/17 05/09→05/17 07/08→05/17 07/08→05/17 07/09→05/17		→ A1006683; ⚠	2	24.3727-0789.2	580789	L= 2.005 + Zub
2.0 CDTI 4x4	118	07/08→05/17		06/10→; → A1006683; ⚠	2	24.3727-0789.2	580789	L= 2.005 + Zub



	kw				! #		
VAUXHALL - INSIGNIA Mk I (A) Sports Tourer (G09) 07/08→05/17							
 Seilzug, Feststellbremse							
1.4	103	04/11→05/17		06/11→; → B1182367; Scheibenbremse; - eFSB; 	2	24.3727-0791.2 580791	L= 1.937 + Zub
1.6	85	07/08→07/12		→ B1182367; Scheibenbremse; - eFSB; 	2	24.3727-0791.2 580791	L= 1.937 + Zub
1.6 Turbo	132	01/09→05/17					
1.8	103	07/08→05/17					
2.0 Biturbo CDTI	143	03/12→05/17					
2.0 CDTI	81 -	07/08→05/17					
2.0 Turbo	140						
2.0 Turbo	162	07/08→05/17					
2.0 Biturbo CDTI 4x4	143	03/12→05/17		→ A1006683; Scheibenbremse; 	2	24.3727-0789.2 580789	L= 2.005 + Zub
2.0 CDTI 4x4	140	05/09→05/17					
2.0 Turbo 4x4	162	07/08→05/17					
2.8 V6 Turbo	191	08/08→05/17					
2.8 VXR	239	07/09→05/17					
2.0 CDTI 4x4	118	07/08→05/17		06/10→; → A1006683; Scheibenbremse; 	2	24.3727-0789.2 580789	L= 2.005 + Zub
VAUXHALL - INSIGNIA Mk I (A) Stufenheck (G09) 07/08→05/17							
 Seilzug, Feststellbremse							
1.4	103	04/11→05/17		06/11→; → B1182367; - eFSB; 	2	24.3727-0791.2 580791	L= 1.937 + Zub
1.6	85	07/08→07/12		→ B1182367; - eFSB; 	2	24.3727-0791.2 580791	L= 1.937 + Zub
1.6 Turbo	132	01/09→05/17					
1.8	103	07/08→05/17					
2.0 Biturbo CDTI	143	03/12→05/17					
2.0 CDTI	96 -	07/08→05/17					
2.0 Turbo	140						
2.0 Turbo	162	07/08→05/17					
2.0 Biturbo CDTI 4x4	143	03/12→05/17		→ A1006683; 	2	24.3727-0789.2 580789	L= 2.005 + Zub
2.0 CDTI 4x4	140	05/09→05/17					
2.0 Turbo 4x4	162 -	07/08→05/17					
	184						
2.8 V6 Turbo 4x4	191	07/08→05/17					
2.8 VXR	239	07/09→05/17					
2.0 CDTI 4x4	118	07/08→05/17		06/10→; → A1006683; 	2	24.3727-0789.2 580789	L= 2.005 + Zub
VAUXHALL - MERIVA A (X03) 01/03→06/10							
 Seilzug, Feststellbremse							
1.3 CDTI	51	04/05→06/10		→ 34999999; Scheibenbremse; 	1	24.3727-0780.2 580780	L= 1.610 L2= 1.610 + Zub
1.3 CDTI	55	01/03→10/09		44000001→; Scheibenbremse; 	1	24.3727-0779.2 580779	L= 1.615 L2= 1.615 + Zub
				09/03→; → 34999999; Scheibenbremse; 	1	24.3727-0780.2 580780	L= 1.610 L2= 1.610 + Zub
1.4 16V Twinport	66	01/03→06/10		44000001→; → 05/10; Scheibenbremse; 	1	24.3727-0779.2 580779	L= 1.615 L2= 1.615 + Zub
				07/04→; → 34999999; Scheibenbremse; 	1	24.3727-0780.2 580780	L= 1.610 L2= 1.610 + Zub
1.6 i	64	01/03→06/10		44000001→; → 05/10; Scheibenbremse; 	1	24.3727-0779.2 580779	L= 1.615 L2= 1.615 + Zub
				05/03→; → 34999999; Scheibenbremse; 	1	24.3727-0780.2 580780	L= 1.610 L2= 1.610 + Zub
1.6 i 16V	74	01/03→09/05		44000001→; Scheibenbremse; 	1	24.3727-0779.2 580779	L= 1.615 L2= 1.615 + Zub
				05/03→; → 34999999; Scheibenbremse; 	1	24.3727-0780.2 580780	L= 1.610 L2= 1.610 + Zub
1.6 i 16V Twinport	77	05/03→06/10		44000001→; → 05/10; Scheibenbremse; 	1	24.3727-0779.2 580779	L= 1.615 L2= 1.615 + Zub
				01/06→; → 34999999; Scheibenbremse; 	1	24.3727-0780.2 580780	L= 1.610 L2= 1.610 + Zub
1.6 Turbo	132	05/06→06/10		44000001→; → 05/10; Scheibenbremse; 	1	24.3727-0779.2 580779	L= 1.615 L2= 1.615 + Zub
1.7 DTI	55	06/03→06/10					
1.8 i 16V	92	05/03→06/10					
1.7 CDTi	74	09/03→08/05		→ 34999999; Scheibenbremse; 	1	24.3727-0780.2 580780	L= 1.610 L2= 1.610 + Zub
				44000001→; Scheibenbremse; 	1	24.3727-0779.2 580779	L= 1.615 L2= 1.615 + Zub
				→ 34999999; Scheibenbremse; 	1	24.3727-0780.2 580780	L= 1.610 L2= 1.610 + Zub
VAUXHALL - MOKKA / MOKKA X (J13) 06/12→							
 Seilzug, Feststellbremse							
1.4	103	04/13→		H4000001 / HB000001→; Scheibenbremse; 	1	24.3727-3502.2 583502	L= 1.885 L2= 1.918
1.4 4x4	103 -	06/12→					
	112						
1.6	85	06/12→					
1.6 CDTi	100	01/15→					
1.6 CDTi	81	06/15→					
1.6 CDTi 4x4	100	01/15→					
1.7 CDTi	96	06/12→					
1.7 CDTi 4x4	96	06/12→					

	kw					! #		
VAUXHALL - MOVANO Mk I (A) Chassis/Cab (X70) 10/98→12/10								
 Radbremszylinder								
2.2 DTI	66	09/00→05/10	➡	→ 01/10; ☐		24.3223-1707.3	020435	BDX GG
			➡	→ 01/10; ☐		24.3223-1708.3	020436	BDX GG
2.5 CDTI	73	11/03→12/06	➡	☐		24.3223-1707.3	020435	BDX GG
2.5 DTI	84	01/01→12/06	➡	☐		24.3223-1708.3	020436	BDX GG
2.8 DTI	84	10/98→10/01	➡	☐		24.3223-1707.3	020435	BDX GG
2.5 D	59	10/98→08/02	➡	→ 09/00; ☐		24.3223-1708.3	020436	BDX GG
			➡	→ 09/00; ☐		24.3223-1708.3	020436	BDX GG
Zubehörsatz, Bremsbacken								
2.2 DTI	66	09/00→05/10	➡	→ 01/10		03.0137-9240.2	669240	
2.5 CDTI	73	11/03→12/06	➡			03.0137-9240.2	669240	
2.5 DTI	84	01/01→12/06	➡					
2.8 DTI	84	10/98→10/01	➡					
2.5 D	59	10/98→08/02	➡	→ 09/00		03.0137-9240.2	669240	
 Bremstrommel								
2.2 DTI	66	09/00→05/10	➡	→ 01/10		24.0228-0002.1	480159	∅ 320 x 69,5 / 282
2.5 CDTI	73	11/03→12/06	➡			24.0228-0002.1	480159	∅ 320 x 69,5 / 282
2.5 DTI	84	01/01→12/06	➡					
2.8 DTI	84	10/98→10/01	➡					
2.5 D	59	10/98→08/02	➡	→ 09/00		24.0228-0002.1	480159	∅ 320 x 69,5 / 282
 Bremsbackensatz								
2.2 DTI	66	09/00→05/10	➡	→ 01/10		03.0137-0382.2	650382	∅ 280 x 65
2.5 CDTI	73	11/03→12/06	➡			03.0137-0382.2	650382	∅ 280 x 65
2.5 DTI	84	01/01→12/06	➡					
2.8 DTI	84	10/98→10/01	➡					
2.5 D	59	10/98→08/02	➡	→ 09/00		03.0137-0382.2	650382	∅ 280 x 65
 Seilzug, Feststellbremse								
2.2 DTI	66	09/00→05/10		→ 01/10; Scheiben/Trommel; ☐	1	24.3727-0762.2	580762	L= 1.175
2.5 CDTI	74	10/06→12/10		→ 01/10; Scheiben/Trommel; ☐	2	24.3727-1000.2	581000	L= 1.737
3.0 DTI	100	10/03→05/10		→ 01/10; Scheiben/Trommel; ☐	2	24.3727-1072.2	581072	L= 1.420
2.5 CDTI	88 - 107	08/06→05/10		09/06→ 01/10; Scheiben/Trommel; ☐	1	24.3727-0762.2	580762	L= 1.175
				09/06→ 01/10; Scheiben/Trommel; ☐	2	24.3727-1000.2	581000	L= 1.737
					2	24.3727-1072.2	581072	L= 1.420
2.5 CDTI	73	11/03→12/06		Scheiben/Trommel; ☐	1	24.3727-0762.2	580762	L= 1.175
2.5 DTI	84	01/01→12/06		Scheiben/Trommel; ☐	2	24.3727-1000.2	581000	L= 1.737
2.8 DTI	84	10/98→10/01		Scheiben/Trommel; ☐	2	24.3727-1072.2	581072	L= 1.420
2.5 D	59	10/98→08/02		→ 09/00; Scheiben/Trommel; ☐	1	24.3727-0762.2	580762	L= 1.175
				→ 09/00; Scheiben/Trommel; ☐	2	24.3727-1000.2	581000	L= 1.737
					2	24.3727-1072.2	581072	L= 1.420
VAUXHALL - MOVANO Mk I (A) Combi (X70) 10/98→05/10								
 Radbremszylinder								
1.9 DTI	60	10/01→05/10	➡	→ 01/10; ☐		24.3223-1707.3	020435	BDX GG
2.2 DTI	66	09/00→05/10	➡	→ 01/10; ☐		24.3223-1708.3	020436	BDX GG
2.5 D	59	10/98→09/00	➡	☐		24.3223-1707.3	020435	BDX GG
2.5 DTI	84	10/01→08/09	➡	☐		24.3223-1708.3	020436	BDX GG
2.8 DTI	84	10/98→10/01	➡	☐		24.3223-1708.3	020436	BDX GG
Zubehörsatz, Bremsbacken								
1.9 DTI	60	10/01→05/10	➡	→ 01/10		03.0137-9240.2	669240	
2.2 DTI	66	09/00→05/10	➡					
2.5 D	59	10/98→09/00	➡			03.0137-9240.2	669240	
2.5 DTI	84	10/01→08/09	➡					
2.8 DTI	84	10/98→10/01	➡					
 Bremstrommel								
1.9 DTI	60	10/01→05/10	➡	→ 01/10		24.0228-0002.1	480159	∅ 320 x 69,5 / 282
2.2 DTI	66	09/00→05/10	➡					
2.5 D	59	10/98→09/00	➡			24.0228-0002.1	480159	∅ 320 x 69,5 / 282
2.5 DTI	84	10/01→08/09	➡					
2.8 DTI	84	10/98→10/01	➡					
→								

	kw					! #		
VAUXHALL - MOVANO Mk I (A) Combi (X70) 10/98→05/10								
 Bremsbackensatz								
1.9 DTI 2.2 DTI	60 66	10/01→05/10 09/00→05/10	➔	→ 01/10			03.0137-0382.2 650382	Ø 280 x 65
2.5 D 2.5 DTI 2.8 DTI	59 84 84	10/98→09/00 10/01→08/09 10/98→10/01	➔				03.0137-0382.2 650382	Ø 280 x 65
 Seilzug, Feststellbremse								
1.9 DTI 2.2 DTI 3.0 DTi	60 66 100	10/01→05/10 09/00→05/10 10/03→05/10		→ 01/10; Scheiben/Trommel; 	1	24.3727-0762.2 580762	L= 1.175	
				→ 01/10; Scheiben/Trommel; 	2	24.3727-1000.2 581000	L= 1.737	
						24.3727-1072.2 581072	L= 1.420	
2.5 CDTI	74 - 88	10/01→08/09		09/06→; Scheiben/Trommel; 	1	24.3727-0762.2 580762	L= 1.175	
				09/06→; Scheiben/Trommel; 	2	24.3727-1000.2 581000	L= 1.737	
						24.3727-1072.2 581072	L= 1.420	
2.5 CDTI	107	08/06→05/10		09/06→ 01/10; Scheiben/Trommel; 	1	24.3727-0762.2 580762	L= 1.175	
				09/06→ 01/10; Scheiben/Trommel; 	2	24.3727-1000.2 581000	L= 1.737	
						24.3727-1072.2 581072	L= 1.420	
2.5 D 2.5 DTI 2.8 DTI	59 84 84	10/98→09/00 10/01→08/09 10/98→10/01		Scheiben/Trommel; 	1	24.3727-0762.2 580762	L= 1.175	
				Scheiben/Trommel; 	2	24.3727-1000.2 581000	L= 1.737	
						24.3727-1072.2 581072	L= 1.420	
VAUXHALL - MOVANO Mk I (A) Van (X70) 10/98→12/10								
 Radbremszylinder								
1.9 DTI 2.2 DTI 2.5 DTI	60 66 84	10/01→05/10 09/00→05/10 10/01→05/10	➔	→ 01/10; 		24.3223-1707.3 020435	BDX GG	
			➔	→ 01/10; 		24.3223-1708.3 020436	BDX GG	
2.5 2.5 D 2.8 TDI	73 59 84	11/03→12/06 10/98→09/00 10/98→10/01	➔			24.3223-1707.3 020435	BDX GG	
			➔			24.3223-1708.3 020436	BDX GG	
Zubehörsatz, Bremsbacken								
1.9 DTI 2.2 DTI 2.5 DTI	60 66 84	10/01→05/10 09/00→05/10 10/01→05/10	➔	→ 01/10		03.0137-9240.2 669240		
2.5 2.5 D 2.8 TDI	73 59 84	11/03→12/06 10/98→09/00 10/98→10/01	➔			03.0137-9240.2 669240		
 Bremstrommel								
1.9 DTI 2.2 DTI 2.5 DTI	60 66 84	10/01→05/10 09/00→05/10 10/01→05/10	➔	→ 01/10		24.0228-0002.1 480159	Ø 320 x 69,5 / 282	
2.5 2.5 D 2.8 TDI	73 59 84	11/03→12/06 10/98→09/00 10/98→10/01	➔			24.0228-0002.1 480159	Ø 320 x 69,5 / 282	
 Bremsbackensatz								
1.9 DTI 2.2 DTI 2.5 DTI	60 66 84	10/01→05/10 09/00→05/10 10/01→05/10	➔	→ 01/10		03.0137-0382.2 650382	Ø 280 x 65	
2.5 2.5 D 2.8 TDI	73 59 84	11/03→12/06 10/98→09/00 10/98→10/01	➔			03.0137-0382.2 650382	Ø 280 x 65	
 Seilzug, Feststellbremse								
1.9 DTI 2.2 DTI 2.5 CDTI 2.5 DTI 3.0 DTi	60 66 74 84 100	10/01→05/10 09/00→05/10 10/06→12/10 10/01→05/10 10/03→05/10		→ 01/10; Scheiben/Trommel; 	1	24.3727-0762.2 580762	L= 1.175	
				→ 01/10; Scheiben/Trommel; 	2	24.3727-1000.2 581000	L= 1.737	
						24.3727-1072.2 581072	L= 1.420	
2.5 2.5 D 2.8 TDI	73 59 84	11/03→12/06 10/98→09/00 10/98→10/01		Scheiben/Trommel; 	1	24.3727-0762.2 580762	L= 1.175	
				Scheiben/Trommel; 	2	24.3727-1000.2 581000	L= 1.737	
						24.3727-1072.2 581072	L= 1.420	
2.5 CDTI	88 - 107	08/06→05/10		09/06→ 01/10; Scheiben/Trommel; 	1	24.3727-0762.2 580762	L= 1.175	
				09/06→ 01/10; Scheiben/Trommel; 	2	24.3727-1000.2 581000	L= 1.737	
						24.3727-1072.2 581072	L= 1.420	
VAUXHALL - MOVANO Mk II (B) Chassis/Cab (X62) 05/10→								
 Seilzug, Feststellbremse								
2.3 CDTI FWD	74 - 132	05/10→		für verkürzten Radstand; Scheibenbremse; für Variant Code: EV0 / FV0; 	2	24.3727-3602.2 583602	L= 1.730	
→								

	kw					! #		
VAUXHALL - MOVANO Mk II (B) Chassis/Cab (X62) 05/10→								
 Seilzug, Feststellbremse								
2.3 CDTI FWD	74 - 132	05/10→		mittlerer Radstand / für verlängerten Radstand; 	1	24.3727-3606.2	583606	L= 1.032
				für verkürzten Radstand; 	1	24.3727-3607.2	583607	L= 1.086
2.3 CDTI RWD	74 - 110	05/10→		für Fahrzeuge mit Einfachbereifung hinten; Scheibenbremse; 	2	24.3727-3603.2	583603	L= 1.555
				RWD; für Fahrzeuge mit Doppelbereifung hinten; Scheibenbremse; 	2	24.3727-3605.2	583605	L= 1.490
				mittlerer Radstand / für verlängerten Radstand; 	1	24.3727-3606.2	583606	L= 1.032
				für verkürzten Radstand; 	1	24.3727-3607.2	583607	L= 1.086
2.3 CDTI RWD	100 - 120	07/10→		für Fahrzeuge mit Einfachbereifung hinten; Scheibenbremse; 	2	24.3727-3603.2	583603	L= 1.555
				für Fahrzeuge mit Doppelbereifung hinten; Scheibenbremse; 	2	24.3727-3605.2	583605	L= 1.490
				mittlerer Radstand / für verlängerten Radstand; 	1	24.3727-3606.2	583606	L= 1.032
				für verkürzten Radstand; 	1	24.3727-3607.2	583607	L= 1.086
2.3 CDTI RWD	96	10/16→		für Fahrzeuge mit Einfachbereifung hinten; Scheibenbremse; 	2	24.3727-3603.2	583603	L= 1.555
				11/16→; für Fahrzeuge mit Doppelbereifung hinten; Scheibenbremse; 	2	24.3727-3605.2	583605	L= 1.490
				mittlerer Radstand / für verlängerten Radstand; 	1	24.3727-3606.2	583606	L= 1.032
				für verkürzten Radstand; 	1	24.3727-3607.2	583607	L= 1.086
VAUXHALL - MOVANO Mk II (B) Combi (X62) 05/10→								
 Seilzug, Feststellbremse								
2.3 CDTI FWD	74 - 125	05/10→		für verkürzten Radstand; Scheibenbremse; für Variant Code: EV0 / FV0; 	2	24.3727-3602.2	583602	L= 1.730
				mittlerer Radstand / für verlängerten Radstand; 	1	24.3727-3606.2	583606	L= 1.032
				für verkürzten Radstand; 	1	24.3727-3607.2	583607	L= 1.086
VAUXHALL - MOVANO Mk II (B) VAN (X62) 05/10→								
 Seilzug, Feststellbremse								
2.3 CDTI FWD	74 - 132	05/10→		für verkürzten Radstand; Scheibenbremse; für Variant Code: EV0 / FV0; 	2	24.3727-3602.2	583602	L= 1.730
				mittlerer Radstand / für verlängerten Radstand; 	1	24.3727-3606.2	583606	L= 1.032
				für verkürzten Radstand; 	1	24.3727-3607.2	583607	L= 1.086
2.3 CDTI RWD	74 - 92	05/10→		für Fahrzeuge mit Einfachbereifung hinten; Scheibenbremse; 	2	24.3727-3603.2	583603	L= 1.555
				RWD; für Fahrzeuge mit Doppelbereifung hinten; Scheibenbremse; 	2	24.3727-3605.2	583605	L= 1.490
				mittlerer Radstand / für verlängerten Radstand; 	1	24.3727-3606.2	583606	L= 1.032
				für verkürzten Radstand; 	1	24.3727-3607.2	583607	L= 1.086
2.3 CDTI RWD	96	10/16→		für Fahrzeuge mit Einfachbereifung hinten; Scheibenbremse; 	2	24.3727-3603.2	583603	L= 1.555
				11/16→; für Fahrzeuge mit Doppelbereifung hinten; Scheibenbremse; 	2	24.3727-3605.2	583605	L= 1.490
				mittlerer Radstand / für verlängerten Radstand; 	1	24.3727-3606.2	583606	L= 1.032
				für verkürzten Radstand; 	1	24.3727-3607.2	583607	L= 1.086
2.3 CDTI RWD	100 - 120	05/10→		für Fahrzeuge mit Einfachbereifung hinten; Scheibenbremse; 	2	24.3727-3603.2	583603	L= 1.555
				für Fahrzeuge mit Doppelbereifung hinten; Scheibenbremse; 	2	24.3727-3605.2	583605	L= 1.490
				mittlerer Radstand / für verlängerten Radstand; 	1	24.3727-3606.2	583606	L= 1.032
				für verkürzten Radstand; 	1	24.3727-3607.2	583607	L= 1.086



VAUXHALL - OMEGA (B) Kombi (V94) 12/93→06/03

Bremsbackensatz, Feststellbremse

2.0	85	03/94→09/99	➡	V1169751→		03.0137-0172.2 650172	Ø 160 x 25
2.5 TD	96	04/94→07/01	➡	→ V1169750		03.0137-0172.2 650172	Ø 160 x 25
2.5 V6	125	03/94→09/00	➡				
3.0 V6	155	07/94→07/00	➡				
2.0 16V	100	03/94→07/01	➡	V1169751→; → 09/99		03.0137-0172.2 650172	Ø 160 x 25
			➡	→ V1169750		03.0137-0172.2 650172	Ø 160 x 25
2.0 DTI 16V	74	01/98→09/00	➡	V1169751→; → 08/00		03.0137-0172.2 650172	Ø 160 x 25
2.0 Dualfuel	100	01/99→07/01	➡			03.0137-0172.2 650172	Ø 160 x 25
3.2 V6	160	02/01→06/03	➡				
2.2 16V	106	02/94→06/03	➡	V1169751→		03.0137-0172.2 650172	Ø 160 x 25
2.2 DTI 16V	88	08/00→06/03	➡				
2.6 V6	132	08/00→06/03	➡				

Zubehörsatz, Feststellbremsbacken

2.0	85	03/94→09/99	➡	→ V1169750		03.0137-9092.2 669092	
2.0 Dualfuel	100	01/99→07/01	➡				
2.5 TD	96	04/94→07/01	➡	V1169751→		03.0137-9242.2 669242	
2.5 V6	125	03/94→09/00	➡				
3.0 V6	155	07/94→07/00	➡				
2.0 16V	100	03/94→07/01	➡	→ V1169750		03.0137-9092.2 669092	
			➡	V1169751→; → 09/99		03.0137-9242.2 669242	
2.0 DTI 16V	74	01/98→09/00	➡	V1169751→; → 08/00		03.0137-9242.2 669242	
2.2 16V	106	02/94→06/03	➡	V1169751→		03.0137-9242.2 669242	
2.2 DTI 16V	88	08/00→06/03	➡				
2.6 V6	132	08/00→06/03	➡				
3.2 V6	160	02/01→06/03	➡			03.0137-9242.2 669242	

Seilzug, Feststellbremse

2.0	85	03/94→09/99		Scheibenbremse; ⚠	1	24.3727-0725.2 580725	L= 1.550 L2= 1.550 + Zub
2.0 Dualfuel	100	01/99→07/01					
2.5 TD	96	04/94→07/01					
2.5 V6	125	03/94→09/00					
3.0 V6	155	07/94→07/00					
3.2 V6	160	02/01→06/03					
2.0 16V	100	03/94→07/01		→ 09/99; Scheibenbremse; ⚠	1	24.3727-0725.2 580725	L= 1.550 L2= 1.550 + Zub
2.0 DTI 16V	74	01/98→09/00		→ 08/00; Scheibenbremse; ⚠	1	24.3727-0725.2 580725	L= 1.550 L2= 1.550 + Zub
2.2 16V	106	02/94→06/03		10/99→; Scheibenbremse; ⚠	1	24.3727-0725.2 580725	L= 1.550 L2= 1.550 + Zub
2.2 DTI 16V	88	08/00→06/03		09/00→; Scheibenbremse; ⚠	1	24.3727-0725.2 580725	L= 1.550 L2= 1.550 + Zub
2.6 V6	132	08/00→06/03					

VAUXHALL - OMEGA (B) Stufenheck (V94) 12/93→07/03
























Bremsbackensatz, Feststellbremse














2.0	85	03/94→09/99	➡	V1169751→		03.0137-0172.2 650172	Ø 160 x 25
2.5 TD	96	04/94→07/01	➡	→ V1169750		03.0137-0172.2 650172	Ø 160 x 25
2.5 V6	125	03/94→09/00	➡				
3.0 V6	155	04/94→07/00	➡				
2.0 16V	100	03/94→07/01	➡	V1169751→; → 09/99		03.0137-0172.2 650172	Ø 160 x 25
			➡	→ V1169750		03.0137-0172.2 650172	Ø 160 x 25
2.0 DTI 16V	74	01/98→09/00	➡	V1169751→; → 08/00		03.0137-0172.2 650172	Ø 160 x 25
2.0 Dualfuel	100	05/98→07/01	➡			03.0137-0172.2 650172	Ø 160 x 25
3.2 V6	160	02/01→07/03	➡				
2.2 16V	106	01/94→06/03	➡	V1169751→		03.0137-0172.2 650172	Ø 160 x 25
2.2 DTI 16V	88	08/00→07/03	➡				
2.6 V6	132	08/00→07/03	➡				








Zubehörsatz, Feststellbremsbacken



































2.0	85	03/94→09/99	➡	→ V1169750		03.0137-9092.2 669092	
2.0 Dualfuel	100	05/98→07/01	➡				
2.5 TD	96	04/94→07/01	➡	V1169751→		03.0137-9242.2 669242	
2.5 V6	125	03/94→09/00	➡				
3.0 V6	155	04/94→07/00	➡				
2.0 16V	100	03/94→07/01	➡	→ V1169750		03.0137-9092.2 669092	
			➡	V1169751→; → 09/99		03.0137-9242.2 669242	
2.0 DTI 16V	74	01/98→09/00	➡	V1169751→; → 08/00		03.0137-9242.2 669242	
2.2 16V	106	01/94→06/03	➡	V1169751→		03.0137-9242.2 669242	
2.2 DTI 16V	88	08/00→07/03	➡				
2.6 V6	132	08/00→07/03	➡				
3.2 V6	160	02/01→07/03	➡			03.0137-9242.2 669242	











→












	kw					! #		
VAUXHALL - OMEGA (B) Stufenheck (V94) 12/93→07/03								
 Seilzug, Feststellbremse								
2.0	85	03/94→09/99			Scheibenbremse; 	1	24.3727-0725.2 580725	L= 1.550 L2= 1.550 + Zub
2.0 Dualfuel	100	05/98→07/01						
2.5 TD	96	04/94→07/01						
2.5 V6	125	03/94→09/00						
3.0 V6	155	04/94→07/00						
3.2 V6	160	02/01→07/03						
2.0 16V	100	03/94→07/01			→ 09/99; Scheibenbremse; 	1	24.3727-0725.2 580725	L= 1.550 L2= 1.550 + Zub
2.0 DTI 16V	74	01/98→09/00			→ 08/00; Scheibenbremse; 	1	24.3727-0725.2 580725	L= 1.550 L2= 1.550 + Zub
2.2 16V	106	01/94→06/03			10/99→; Scheibenbremse; 	1	24.3727-0725.2 580725	L= 1.550 L2= 1.550 + Zub
2.2 DTI 16V	88	08/00→07/03			09/00→; Scheibenbremse; 	1	24.3727-0725.2 580725	L= 1.550 L2= 1.550 + Zub
2.6 V6	132	08/00→07/03						
VAUXHALL - SIGNUM (Z03) 03/03→10/08								
 Seilzug, Feststellbremse								
1.9 CDTi	88	04/04→03/08			für Fahrzeuge ohne Schlechtwegeausführung; Scheibenbremse; 	1	24.3727-0788.2 580788	L= 1.800 L2= 1.800
1.9 CDTi 16V	110	04/04→03/08						
2.0 DTI	74	05/03→04/04						
2.2 DTI	92	05/03→05/08						
3.0 CDTi	130	05/03→05/08						
VAUXHALL - TIGRA Mk I (S93) 07/94→12/00								
 Radbremszylinder								
1.4 16V	66	07/94→12/00	➔			2	24.3219-1715.3 020122 24.3219-1767.3 020552	ALU GG
1.6 16V	78	07/94→12/00	➔	→ 08/98		2	24.3219-1715.3 020122 24.3219-1767.3 020552	ALU GG
Zubehörsatz, Bremsbacken								
1.4 16V	66	07/94→12/00	➔				03.0137-9166.2 669166	
1.6 16V	78	07/94→12/00	➔	→ 08/98			03.0137-9166.2 669166	
 Bremsstrommel								
1.4 16V	66	07/94→12/00	➔	- ABS			24.0220-0012.1 480017 24.0220-0712.2 480208	Ø 228 x 35 / 201 - RLG Ø 228 x 35 / 201 + RLG
			➔	+ ABS			24.0220-0033.2 480132	Ø 228 x 35 / 201 - RLG / + ABS Ring
1.6 16V	78	07/94→12/00	➔	→ 08/98; - ABS			24.0220-0012.1 480017 24.0220-0712.2 480208	Ø 228 x 35 / 201 - RLG Ø 228 x 35 / 201 + RLG
			➔	→ 08/98; + ABS			24.0220-0033.2 480132	Ø 228 x 35 / 201 - RLG / + ABS Ring
 Bremsbackensatz								
1.4 16V	66	07/94→12/00	➔				03.0137-0266.2 650266 03.0420-1019.3 681019 03.0520-1019.3 691019 03.0525-0010.3 EQ0010	Ø 200 x 29 + HEB TRW Ø 200 x 29 + RZ / + Zub Kit TRW Ø 200 x 29 + RZ / + Zub TopKit TRW Ø 200 x 29 - RZ / + Zub Easy Quick
1.6 16V	78	07/94→12/00	➔	→ 08/98			03.0137-0266.2 650266 03.0420-1019.3 681019 03.0520-1019.3 691019 03.0525-0010.3 EQ0010	Ø 200 x 29 + HEB TRW Ø 200 x 29 + RZ / + Zub Kit TRW Ø 200 x 29 + RZ / + Zub TopKit TRW Ø 200 x 29 - RZ / + Zub Easy Quick
 Seilzug, Feststellbremse								
1.4 16V	66	07/94→12/00			Trommelbremse; 		24.3727-0743.2 580743 24.3727-0744.2 580744	L= 1.373 + Zub L= 1.078 + Zub
1.6 16V	78	07/94→12/00			→ 08/98; Trommelbremse; 		24.3727-0743.2 580743 24.3727-0744.2 580744	L= 1.373 + Zub L= 1.078 + Zub
					→ 08/98; Trommelbremse; 			
VAUXHALL - TIGRA TwinTop (X04) 06/04→08/09								
 Radbremszylinder								
1.3 CDTi	51	06/04→08/09	➔			2	24.3219-1715.3 020122	ALU
1.4	66	06/04→08/09						
1.8	92	06/04→08/09						
→								

































	kw					! #		
VAUXHALL - TIGRA TwinTop (X04) 06/04→08/09								
Zubehörsatz, Bremsbacken								
1.3 CDTI 1.4 1.8	51 66 92	06/04→08/09 06/04→08/09 06/04→08/09	➔				03.0137-9167.2 669167	
 Bremstrommel								
1.3 CDTI 1.4 1.8	51 66 92	06/04→08/09 06/04→08/09 06/04→08/09	➔				24.0220-0038.1 480162 24.0220-0738.2 480214	Ø 228 x 54 / 201 - RLG / - ABS Ring Ø 228 x 54 / 201 + RLG / - ABS Ring
 Bremsbackensatz								
1.3 CDTI 1.4 1.8	51 66 92	06/04→08/09 06/04→08/09 06/04→08/09	➔				03.0137-0396.2 650396 03.0520-5219.3 695219	Ø 200 x 46 + HEB Ø 200 x 46 + RZ / + Zub TopKit
 Seilzug, Feststellbremse								
1.3 CDTI 1.4 1.8	51 66 92	06/04→08/09 06/04→08/09 06/04→08/09		Trommelbremse; <input type="checkbox"/>			24.3727-0749.2 580749	L= 832 + Zub
				Trommelbremse; <input type="checkbox"/>			24.3727-0750.2 580750	L= 1.095 + Zub
				Scheibenbremse; <input type="checkbox"/>			24.3727-0766.2 580766	L= 1.143
				Scheibenbremse; <input type="checkbox"/>			24.3727-0768.2 580768	L= 1.426
				Trommelbremse; <input checked="" type="checkbox"/>	2		24.3727-0786.2 580786	L= 217
VAUXHALL - VECTRA (B) CC (J96) 08/95→07/03								
 Radbremszylinder								
1.6 i	55	08/95→10/01	➔	09/95→; → W5276825	2		24.3219-1715.3 020122 24.3219-1767.3 020552	ALU GG
			➔	09/95→; → W7152258	2		24.3219-1715.3 020122 24.3219-1767.3 020552	ALU GG
			➔	09/95→; → W1238518	2		24.3219-1715.3 020122 24.3219-1767.3 020552	ALU GG
			➔	W5276826→ W5999999	2		24.3219-1715.3 020122	ALU
			➔	W7154259→ W7999999	2		24.3219-1715.3 020122	ALU
			➔	W1238519→ W1999999	2		24.3219-1715.3 020122	ALU
			➔	X1000001→	2		24.3220-1719.3 020448	ALU
			➔	X5000001→	2		24.3220-1719.3 020448	ALU
			➔	X7000001→	2		24.3220-1719.3 020448	ALU
2.0 Di 16V	60	08/95→10/01	➔	11/96→; → W5276825	2		24.3219-1715.3 020122 24.3219-1767.3 020552	ALU GG
			➔	11/96→; → W7152258	2		24.3219-1715.3 020122 24.3219-1767.3 020552	ALU GG
			➔	11/96→; → W1238518	2		24.3219-1715.3 020122 24.3219-1767.3 020552	ALU GG
			➔	W5276826→ W5999999	2		24.3219-1715.3 020122	ALU
			➔	W7154259→ W7999999	2		24.3219-1715.3 020122	ALU
			➔	W1238519→ W1999999	2		24.3219-1715.3 020122	ALU
			➔	X1000001→	2		24.3220-1719.3 020448	ALU
			➔	X5000001→	2		24.3220-1719.3 020448	ALU
			➔	X7000001→	2		24.3220-1719.3 020448	ALU
Zubehörsatz, Bremsbacken								
1.6 i	55	08/95→10/01	➔	09/95→			03.0137-9215.2 669215	
2.0 Di 16V	60	08/95→10/01	➔	11/96→			03.0137-9215.2 669215	
 Bremstrommel								
1.6 i	55	08/95→10/01	➔	09/95→; → W7999999			24.0223-0013.2 480061	Ø 265 x 50 / 231
			➔	X1000001→			24.0223-0018.2 480136	Ø 265 x 49,3 / 231
2.0 Di 16V	60	08/95→10/01	➔	11/96→; → W7999999			24.0223-0013.2 480061	Ø 265 x 50 / 231
			➔	X1000001→			24.0223-0018.2 480136	Ø 265 x 49,3 / 231
 Bremsbackensatz								
1.6 i ➔	55	08/95→10/01	➔	09/95→			03.0137-0322.2 650322	Ø 230 x 42






















	kw					! #		
VAUXHALL - VECTRA (B) CC (J96) 08/95→07/03								
Bremsbackensatz								
1.6 i	55	08/95→10/01	➔	W1238519→ W1999999			03.0520-5719.3 695719	TRW Ø 230 x 42 + RZ / + Zub TopKit
						03.0525-0016.3 EQ0016	TRW Ø 230 x 42 - RZ / + Zub Easy Quick	
			➔	W5276826→ W5999999			03.0520-5719.3 695719	TRW Ø 230 x 42 + RZ / + Zub TopKit
						03.0525-0016.3 EQ0016	TRW Ø 230 x 42 - RZ / + Zub Easy Quick	
			➔	W7154259→ W7999999			03.0520-5719.3 695719	TRW Ø 230 x 42 + RZ / + Zub TopKit
						03.0525-0016.3 EQ0016	TRW Ø 230 x 42 - RZ / + Zub Easy Quick	
			➔	X1000001→			03.0520-7320.3 697320	TRW Ø 230 x 42 + RZ / + Zub TopKit
						03.0525-0016.3 EQ0016	TRW Ø 230 x 42 - RZ / + Zub Easy Quick	
2.0 Di 16V	60	08/95→10/01	➔	11/96→			03.0137-0322.2 650322	Ø 230 x 42
			➔	W1238519→ W1999999			03.0520-5719.3 695719	TRW Ø 230 x 42 + RZ / + Zub TopKit
						03.0525-0016.3 EQ0016	TRW Ø 230 x 42 - RZ / + Zub Easy Quick	
			➔	W5276826→ W5999999			03.0520-5719.3 695719	TRW Ø 230 x 42 + RZ / + Zub TopKit
						03.0525-0016.3 EQ0016	TRW Ø 230 x 42 - RZ / + Zub Easy Quick	
			➔	W7154259→ W7999999			03.0520-5719.3 695719	TRW Ø 230 x 42 + RZ / + Zub TopKit
						03.0525-0016.3 EQ0016	TRW Ø 230 x 42 - RZ / + Zub Easy Quick	
			➔	X1000001→			03.0520-7320.3 697320	TRW Ø 230 x 42 + RZ / + Zub TopKit
						03.0525-0016.3 EQ0016	TRW Ø 230 x 42 - RZ / + Zub Easy Quick	
Bremsbackensatz, Feststellbremse								
1.6 i 16V	74	08/95→10/01	➔	09/95→			03.0137-0172.2 650172	Ø 160 x 25
1.8 Dualfuel	92	09/00→07/03	➔	→ 04/02			03.0137-0172.2 650172	Ø 160 x 25
1.8 i 16V	92	09/00→07/03						
2.2 i 16V	108	09/00→07/03						
2.6 i V6	125	09/00→07/03						
1.8 i 16V	85	09/95→09/00	➔				03.0137-0172.2 650172	Ø 160 x 25
2.0 DTi 16V	74	06/97→10/01						
2.0 Dualfuel	100	08/98→01/01						
2.0 i 16V	100	10/95→01/01						
2.5 i GSi	143	03/98→07/00						
2.5 i V6	125	09/95→08/00						
2.2 DTi 16V	92	08/95→10/01	➔	09/00→			03.0137-0172.2 650172	Ø 160 x 25
Zubehörsatz, Feststellbremsbacken								
1.6 i 16V	74	08/95→10/01	➔	09/95→			03.0137-9243.2 669243	
1.8 Dualfuel	92	09/00→07/03	➔	→ 04/02			03.0137-9243.2 669243	
1.8 i 16V	92	09/00→07/03						
2.2 i 16V	108	09/00→07/03						
2.6 i V6	125	09/00→07/03						
1.8 i 16V	85	09/95→09/00	➔				03.0137-9243.2 669243	
2.0 DTi 16V	74	06/97→10/01						
2.0 Dualfuel	100	08/98→01/01						
2.0 i 16V	100	10/95→01/01						
2.5 i GSi	143	03/98→07/00						
2.5 i V6	125	09/95→08/00						
2.2 DTi 16V	92	08/95→10/01	➔	09/00→			03.0137-9243.2 669243	
Seilzug, Feststellbremse								
1.6 i	55	08/95→10/01		09/95→; Trommelbremse; ☒	1	24.3727-0748.2 580748	L= 279 + Zub	
				09/95→; Trommelbremse; ☐	1	24.3727-0751.2 580751	L= 1.455 L2= 1.455 + Zub	
1.6 i 16V	74	08/95→10/01		09/95→; Scheibenbremse; ☒	1	24.3727-0748.2 580748	L= 279 + Zub	
				09/95→; Scheibenbremse; ☐	1	24.3727-0751.2 580751	L= 1.455 L2= 1.455 + Zub	
				09/95→; Scheibenbremse; ☒	2	24.3727-0754.2 580754	L= 128 + Zub	
1.8 Dualfuel	92	09/00→07/03		→ 04/02; Scheibenbremse; ☒	1	24.3727-0748.2 580748	L= 279 + Zub	
				→ 04/02; Scheibenbremse; ☐	1	24.3727-0751.2 580751	L= 1.455 L2= 1.455 + Zub	
2.2 i 16V	108	09/00→07/03						
➔								








	kw					! #		
VAUXHALL - VECTRA (B) CC (J96) 08/95→07/03								
 Seilzug, Feststellbremse								
2.6 i V6	125	09/00→07/03		→ 04/02; Scheibenbremse; 		2	24.3727-0754.2 580754	L= 128 + Zub
1.8 i 16V	85	09/95→09/00		Scheibenbremse; 		1	24.3727-0748.2 580748	L= 279 + Zub
2.0 DTi 16V	74	06/97→10/01		Scheibenbremse; 		1	24.3727-0751.2 580751	L= 1.455 L2= 1.455 + Zub
2.0 Dualfuel	100	08/98→01/01		Scheibenbremse; 		1	24.3727-0751.2 580751	L= 1.455 L2= 1.455 + Zub
2.0 i 16V	100	10/95→01/01		Scheibenbremse; 		2	24.3727-0754.2 580754	L= 128 + Zub
2.5 i GSi	143	03/98→07/00						
2.5 i V6	125	09/95→08/00						
2.0 Di 16V	60	08/95→10/01		11/96→; Trommelbremse; 		1	24.3727-0748.2 580748	L= 279 + Zub
				11/96→; Trommelbremse; 		1	24.3727-0751.2 580751	L= 1.455 L2= 1.455 + Zub
				11/96→; Trommelbremse; 		2	24.3727-0760.2 580760	L= 220
2.2 DTi 16V	92	08/95→10/01		09/00→; Scheibenbremse; 		1	24.3727-0748.2 580748	L= 279 + Zub
				09/00→; Scheibenbremse; 		1	24.3727-0751.2 580751	L= 1.455 L2= 1.455 + Zub
				09/00→; Scheibenbremse; 		2	24.3727-0754.2 580754	L= 128 + Zub
VAUXHALL - VECTRA (B) Kombi (J96) 08/95→03/02								
 Bremsbackensatz, Feststellbremse								
1.8 Dualfuel 1.8 i 16V	92 85 - 92	09/00→03/02 09/96→03/02	➡				03.0137-0172.2 650172	Ø 160 x 25
2.0 Dualfuel	100	10/98→01/01						
2.0 i 16V	100	10/95→01/01						
2.5 i GSi	143	05/98→09/99						
2.5 i V6	125	11/96→08/00						
2.6 i V6	125	09/00→03/02						
2.0 DI 16V	60	08/95→10/01	➡	11/96→			03.0137-0172.2 650172	Ø 160 x 25
2.0 DTi 16V	74	08/95→10/01	➡	06/97→			03.0137-0172.2 650172	Ø 160 x 25
2.2 DTi 16V 2.2 i 16V	92 108	08/95→10/01 08/95→10/01	➡	09/00→			03.0137-0172.2 650172	Ø 160 x 25
Zubehörsatz, Feststellbremsbacken								
1.8 Dualfuel 1.8 i 16V	92 85 - 92	09/00→03/02 09/96→03/02	➡				03.0137-9243.2 669243	
2.0 Dualfuel	100	10/98→01/01						
2.0 i 16V	100	10/95→01/01						
2.5 i GSi	143	05/98→09/99						
2.5 i V6	125	11/96→08/00						
2.6 i V6	125	09/00→03/02						
2.0 DI 16V	60	08/95→10/01	➡	11/96→			03.0137-9243.2 669243	
2.0 DTi 16V	74	08/95→10/01	➡	06/97→			03.0137-9243.2 669243	
2.2 DTi 16V 2.2 i 16V	92 108	08/95→10/01 08/95→10/01	➡	09/00→			03.0137-9243.2 669243	
 Seilzug, Feststellbremse								
1.8 Dualfuel 1.8 i 16V	92 85 - 92	09/00→03/02 09/96→03/02		Scheibenbremse; 		1	24.3727-0748.2 580748	L= 279 + Zub
2.0 Dualfuel	100	10/98→01/01		Scheibenbremse; 		1	24.3727-0751.2 580751	L= 1.455 L2= 1.455 + Zub
2.0 i 16V	100	10/95→01/01		Scheibenbremse; 		2	24.3727-0754.2 580754	L= 128 + Zub
2.5 i GSi	143	05/98→09/99						
2.5 i V6	125	11/96→08/00						
2.6 i V6	125	09/00→03/02						
2.0 DI 16V	60	08/95→10/01		11/96→; Scheibenbremse; 		1	24.3727-0748.2 580748	L= 279 + Zub
				11/96→; Scheibenbremse; 		1	24.3727-0751.2 580751	L= 1.455 L2= 1.455 + Zub
				11/96→; Scheibenbremse; 		2	24.3727-0754.2 580754	L= 128 + Zub
2.0 DTi 16V	74	08/95→10/01		06/97→; Scheibenbremse; 		1	24.3727-0748.2 580748	L= 279 + Zub
				06/97→; Scheibenbremse; 		1	24.3727-0751.2 580751	L= 1.455 L2= 1.455 + Zub
				06/97→; Scheibenbremse; 		2	24.3727-0754.2 580754	L= 128 + Zub
2.2 DTi 16V 2.2 i 16V	92 108	08/95→10/01 08/95→10/01		09/00→; Scheibenbremse; 		1	24.3727-0748.2 580748	L= 279 + Zub
				09/00→; Scheibenbremse; 		1	24.3727-0751.2 580751	L= 1.455 L2= 1.455 + Zub
				09/00→; Scheibenbremse; 		2	24.3727-0754.2 580754	L= 128 + Zub
VAUXHALL - VECTRA (B) Stufenheck (J96) 08/95→03/02								
 Radbremszylinder								
1.6 i	55	08/95→10/01	➡	09/95→; → W5276825		2	24.3219-1715.3 020122 24.3219-1767.3 020552	ALU GG
			➡	09/95→; → W7152258		2	24.3219-1715.3 020122 24.3219-1767.3 020552	ALU GG
			➡	09/95→; → W1238518		2	24.3219-1715.3 020122	ALU














































	kw			 	! #		
VAUXHALL - VECTRA (B) Stufenheck (J96) 08/95→03/02							
 Radbremszylinder							
1.6 i	55	08/95→10/01	➡	09/95→; → W1238518		24.3219-1767.3 020552	GG
			➡	W5276826→ W5999999	2	24.3219-1715.3 020122	ALU
			➡	W7154259→ W7999999	2	24.3219-1715.3 020122	ALU
			➡	W1238519→ W1999999	2	24.3219-1715.3 020122	ALU
			➡	X1000001→	2	24.3220-1719.3 020448	ALU
			➡	X5000001→	2	24.3220-1719.3 020448	ALU
			➡	X7000001→	2	24.3220-1719.3 020448	ALU
2.0 DI 16V	60	08/95→10/01	➡	11/96→; → W5276825	2	24.3219-1715.3 020122	ALU
						24.3219-1767.3 020552	GG
			➡	11/96→; → W7152258	2	24.3219-1715.3 020122	ALU
						24.3219-1767.3 020552	GG
			➡	11/96→; → W1238518	2	24.3219-1715.3 020122	ALU
						24.3219-1767.3 020552	GG
			➡	W5276826→ W5999999	2	24.3219-1715.3 020122	ALU
			➡	W7154259→ W7999999	2	24.3219-1715.3 020122	ALU
			➡	W1238519→ W1999999	2	24.3219-1715.3 020122	ALU
			➡	X1000001→	2	24.3220-1719.3 020448	ALU
➡	X5000001→	2	24.3220-1719.3 020448	ALU			
➡	X7000001→	2	24.3220-1719.3 020448	ALU			
Zubehörsatz, Bremsbacken							
1.6 i	55	08/95→10/01	➡	09/95→		03.0137-9215.2 669215	
2.0 DI 16V	60	08/95→10/01	➡	11/96→		03.0137-9215.2 669215	
 Bremstrommel							
1.6 i	55	08/95→10/01	➡	09/95→; → W7999999		24.0223-0013.2 480061	Ø 265 x 50 / 231
			➡	X1000001→		24.0223-0018.2 480136	Ø 265 x 49,3 / 231
2.0 DI 16V	60	08/95→10/01	➡	11/96→; → W7999999		24.0223-0013.2 480061	Ø 265 x 50 / 231
			➡	X1000001→		24.0223-0018.2 480136	Ø 265 x 49,3 / 231
 Bremsbackensatz							
1.6 i	55	08/95→10/01	➡	09/95→		03.0137-0322.2 650322	Ø 230 x 42
			➡	W1238519→ W1999999		03.0520-5719.3 695719	TRW Ø 230 x 42 + RZ / + Zub TopKit
						03.0525-0016.3 EQ0016	TRW Ø 230 x 42 - RZ / + Zub Easy Quick
			➡	W5276826→ W5999999		03.0520-5719.3 695719	TRW Ø 230 x 42 + RZ / + Zub TopKit
						03.0525-0016.3 EQ0016	TRW Ø 230 x 42 - RZ / + Zub Easy Quick
			➡	W7154259→ W7999999		03.0520-5719.3 695719	TRW Ø 230 x 42 + RZ / + Zub TopKit
			03.0525-0016.3 EQ0016	TRW Ø 230 x 42 - RZ / + Zub Easy Quick			
➡	X1000001→		03.0520-7320.3 697320	TRW Ø 230 x 42 + RZ / + Zub TopKit			
			03.0525-0016.3 EQ0016	TRW Ø 230 x 42 - RZ / + Zub Easy Quick			
2.0 DI 16V	60	08/95→10/01	➡	11/96→		03.0137-0322.2 650322	Ø 230 x 42
			➡	W1238519→ W1999999		03.0520-5719.3 695719	TRW Ø 230 x 42 + RZ / + Zub TopKit
						03.0525-0016.3 EQ0016	TRW Ø 230 x 42 - RZ / + Zub Easy Quick
			➡	W5276826→ W5999999		03.0520-5719.3 695719	TRW Ø 230 x 42 + RZ / + Zub TopKit
						03.0525-0016.3 EQ0016	TRW Ø 230 x 42 - RZ / + Zub Easy Quick
➡	W7154259→ W7999999		03.0520-5719.3 695719	TRW Ø 230 x 42 + RZ / + Zub TopKit			
			03.0525-0016.3 EQ0016	TRW Ø 230 x 42 - RZ / + Zub Easy Quick			
➡	X1000001→		03.0520-7320.3 697320	TRW Ø 230 x 42 + RZ / + Zub TopKit			
































	kw					! #		
VAUXHALL - VECTRA (B) Stufenheck (J96) 08/95→03/02								
 Bremsbackensatz								
2.0 DI 16V	60	08/95→10/01	➡	X1000001→			03.0525-0016.3 EQ0016	TRW Ø 230 x 42 - RZ / + Zub Easy Quick
 Bremsbackensatz, Feststellbremse								
1.6 i 16V	74	08/95→10/01	➡	09/95→			03.0137-0172.2 650172	Ø 160 x 25
1.8 Dualfuel 1.8 i 16V	92 85 - 92	09/00→03/02 10/95→03/02	➡				03.0137-0172.2 650172	Ø 160 x 25
2.0 Dualfuel 2.0 i 16V 2.5 i GSi 2.5 i V6 2.6 i V6	100 100 143 125 125	05/98→01/01 10/95→01/01 03/98→07/00 09/95→08/00 09/00→03/02						
2.0 DTI 16V	74	08/95→10/01	➡	06/97→			03.0137-0172.2 650172	Ø 160 x 25
2.2 DTI 16V 2.2 i 16V	92 108	08/95→10/01 08/95→10/01	➡	09/00→			03.0137-0172.2 650172	Ø 160 x 25
Zubehörsatz, Feststellbremsbacken								
1.6 i 16V	74	08/95→10/01	➡	09/95→			03.0137-9243.2 669243	
1.8 Dualfuel 1.8 i 16V	92 85 - 92	09/00→03/02 10/95→03/02	➡				03.0137-9243.2 669243	
2.0 Dualfuel 2.0 i 16V 2.5 i GSi 2.5 i V6 2.6 i V6	100 100 143 125 125	05/98→01/01 10/95→01/01 03/98→07/00 09/95→08/00 09/00→03/02						
2.0 DTI 16V	74	08/95→10/01	➡	06/97→			03.0137-9243.2 669243	
2.2 DTI 16V 2.2 i 16V	92 108	08/95→10/01 08/95→10/01	➡	09/00→			03.0137-9243.2 669243	
 Seilzug, Feststellbremse								
1.6 i	55	08/95→10/01		09/95→; Trommelbremse; ⬆	1	24.3727-0748.2 580748		L= 279 + Zub
				09/95→; Trommelbremse; ◻	1	24.3727-0751.2 580751		L= 1.455 L2= 1.455 + Zub
1.6 i 16V	74	08/95→10/01		09/95→; Scheibenbremse; ⬆	1	24.3727-0748.2 580748		L= 279 + Zub
				09/95→; Scheibenbremse; ◻	1	24.3727-0751.2 580751		L= 1.455 L2= 1.455 + Zub
				09/95→; Scheibenbremse; ⬇	2	24.3727-0754.2 580754		L= 128 + Zub
1.8 Dualfuel 1.8 i 16V	92 85 - 92	09/00→03/02 10/95→03/02		Scheibenbremse; ⬆	1	24.3727-0748.2 580748		L= 279 + Zub
				Scheibenbremse; ◻	1	24.3727-0751.2 580751		L= 1.455 L2= 1.455 + Zub
				Scheibenbremse; ⬇	2	24.3727-0754.2 580754		L= 128 + Zub
2.0 Dualfuel 2.0 i 16V 2.5 i GSi 2.5 i V6 2.6 i V6	100 100 143 125 125	05/98→01/01 10/95→01/01 03/98→07/00 09/95→08/00 09/00→03/02						
2.0 DI 16V	60	08/95→10/01		11/96→; Trommelbremse; ⬆	1	24.3727-0748.2 580748		L= 279 + Zub
				11/96→; Trommelbremse; ◻	1	24.3727-0751.2 580751		L= 1.455 L2= 1.455 + Zub
				11/96→; Trommelbremse; ⬇	2	24.3727-0760.2 580760		L= 220
2.0 DTI 16V	74	08/95→10/01		06/97→; Scheibenbremse; ⬆	1	24.3727-0748.2 580748		L= 279 + Zub
				06/97→; Scheibenbremse; ◻	1	24.3727-0751.2 580751		L= 1.455 L2= 1.455 + Zub
				06/97→; Scheibenbremse; ⬇	2	24.3727-0754.2 580754		L= 128 + Zub
2.2 DTI 16V 2.2 i 16V	92 108	08/95→10/01 08/95→10/01		09/00→; Scheibenbremse; ⬆	1	24.3727-0748.2 580748		L= 279 + Zub
				09/00→; Scheibenbremse; ◻	1	24.3727-0751.2 580751		L= 1.455 L2= 1.455 + Zub
				09/00→; Scheibenbremse; ⬇	2	24.3727-0754.2 580754		L= 128 + Zub
VAUXHALL - VECTRA Mk II (C) (Z02) 01/00→10/08								
 Seilzug, Feststellbremse								
1.8 1.8 16V 1.8 16V Dualfuel 3.2 V6	103 90 90 155	01/06→07/08 04/02→07/08 04/02→07/08 06/03→07/08		für Fahrzeuge ohne Schlechtwegeausführung; Scheibenbremse; ⬇	1	24.3727-0758.2 580758		L= 1.630 L2= 1.573
2.0 16V Turbo	129	01/00→10/08		03/03→; für Fahrzeuge ohne Schlechtwegeausführung; Scheibenbremse; ⬇	1	24.3727-0758.2 580758		L= 1.630 L2= 1.573
2.2 16V	108	01/02→10/08		04/02→; für Fahrzeuge ohne Schlechtwegeausführung; Scheibenbremse; ⬇	1	24.3727-0758.2 580758		L= 1.630 L2= 1.573
2.2 direct	114	01/02→10/08		10/03→; für Fahrzeuge ohne Schlechtwegeausführung; Scheibenbremse; ⬇	1	24.3727-0758.2 580758		L= 1.630 L2= 1.573













	kw					! #		
VAUXHALL - VECTRA Mk II (C) CC (Z02) 08/02→05/09								
 Seilzug, Feststellbremse								
1.8 1.8 16V 1.8 16V Dualfuel 2.0 16V Turbo 2.2 16V 2.2 direct 2.8 V6 Turbo 3.2 V6	103 90 90 129 108 114 169 - 188 155	01/06→07/08 08/02→07/08 08/02→07/08 03/03→07/08 08/02→07/08 10/03→08/05 08/05→05/09 08/02→07/08		für Fahrzeuge ohne Schlechtwegeausführung; Scheibenbremse; 	1	24.3727-0758.2	580758	L= 1.630 L2= 1.573
VAUXHALL - VECTRA Mk II (C) Kombi (Z02) 10/03→05/09								
 Seilzug, Feststellbremse								
1.9 CDTI 2.0 DTI 16V 2.2 DTI 16V 3.0 V6 CDTI 1.9 CDTI 16V	88 74 92 130 110	04/04→07/08 10/03→07/08 10/03→07/08 10/03→08/05 04/04→05/09		für Fahrzeuge ohne Schlechtwegeausführung; Scheibenbremse; 	1	24.3727-0788.2	580788	L= 1.800 L2= 1.800
				für Fahrzeuge ohne Schlechtwegeausführung; → 10/08; Scheibenbremse; 	1	24.3727-0788.2	580788	L= 1.800 L2= 1.800
VAUXHALL - VIVA (C16) 01/15→03/19								
 Radbremszylinder								
1.0 1.0 LPG	54 - 55 54	01/15→03/19 06/15→03/18			2	24.3220-1759.3	020609	ALU
Zubehörsatz, Bremsbacken								
1.0 1.0 LPG	54 - 55 54	01/15→03/19 06/15→03/18				03.0137-9314.2	669314	
 Bremsbackensatz								
1.0 1.0 LPG	54 - 55 54	01/15→03/19 06/15→03/18				03.0137-0533.2	650533	Ø 200 x 36 + HEB
VAUXHALL - VIVARO A Bus (X83) 08/01→07/14								
 Seilzug, Feststellbremse								
1.9 DI 1.9 DTI 2.0 16V	59 74 88	08/01→12/06 08/01→12/06 08/01→12/06		für Linkslenker; → AV606709 / AY606709; Kasten/Kombi; für verkürzten Radstand; 	1	24.3727-0796.2	580796	Satz L= 1.245 L2= 498
				für Linkslenker; → AV606709 / AY606709; Kasten/Kombi; für verlängerten Radstand; 	1	24.3727-0797.2	580797	Satz L= 1.643 L2= 498
						24.3727-1068.2	581068	L= 1.503
						24.3727-1071.2	581071	L= 1.603
2.0 CDTI 2.5 CDTI	66 107	01/06→07/14 01/06→07/14		08/06→; → AV606709 / AY606709; für Linkslenker; Kasten/Kombi; für verkürzten Radstand; 	1	24.3727-0796.2	580796	Satz L= 1.245 L2= 498
				08/06→; → AV606709 / AY606709; für Linkslenker; Kasten/Kombi; für verlängerten Radstand; 	1	24.3727-0797.2	580797	Satz L= 1.643 L2= 498
				08/06→ 06/14; 		24.3727-1068.2	581068	L= 1.503
				08/06→ 06/14; 		24.3727-1071.2	581071	L= 1.603
2.0 CDTI 2.0 ECOTEC 2.5 CDTI 2.5 DTI	84 86 84 99	08/06→07/14 08/06→07/14 08/06→07/14 07/03→07/14		für Linkslenker; → AV606709 / AY606709; Kasten/Kombi; für verkürzten Radstand; 	1	24.3727-0796.2	580796	Satz L= 1.245 L2= 498
				für Linkslenker; → AV606709 / AY606709; Kasten/Kombi; für verlängerten Radstand; 	1	24.3727-0797.2	580797	Satz L= 1.643 L2= 498
				→ 06/14; 		24.3727-1068.2	581068	L= 1.503
				→ 06/14; 		24.3727-1071.2	581071	L= 1.603
VAUXHALL - VIVARO A Kasten (X83) 08/01→07/14								
 Seilzug, Feststellbremse								
1.9 DI 1.9 DTI 2.0 16V 2.5 CDTI →	59 74 88 84	08/01→12/06 08/01→12/06 08/01→12/06 08/06→08/08		→ AV606709 / AY606709; für Linkslenker; Kasten/Kombi; für verkürzten Radstand; 	1	24.3727-0796.2	580796	Satz L= 1.245 L2= 498










	kw					! #		
VAUXHALL - VIVARO A Kasten (X83) 08/01→07/14								
 Seilzug, Feststellbremse								
1.9 DI 1.9 DTI 2.0 16V 2.5 CDTI	59 74 88 84	08/01→12/06 08/01→12/06 08/01→12/06 08/06→08/08		→ AV606709 / AY606709; für Linkslenker; Kasten/Kombi; für verlängerten Radstand; 	1	24.3727-0797.2	580797	Satz L= 1.643 L2= 498
			<input type="checkbox"/>			24.3727-1068.2	581068	L= 1.503
			<input type="checkbox"/>			24.3727-1071.2	581071	L= 1.603
2.0 CDTI	66	01/06→07/14		08/06→; → AV606709 / AY606709; für Linkslenker; Kasten/Kombi; für verkürzten Radstand; 	1	24.3727-0796.2	580796	Satz L= 1.245 L2= 498
				08/06→; → AV606709 / AY606709; für Linkslenker; Kasten/Kombi; für verlängerten Radstand; 	1	24.3727-0797.2	580797	Satz L= 1.643 L2= 498
			<input type="checkbox"/>	08/06→ 06/14; <input type="checkbox"/>		24.3727-1068.2	581068	L= 1.503
			<input type="checkbox"/>	08/06→ 06/14; <input type="checkbox"/>		24.3727-1071.2	581071	L= 1.603
2.0 CDTI 2.0 ECOTEC 2.5 CDTI 2.5 DTI	84 86 107 99	08/06→07/14 08/06→07/14 08/06→07/14 07/03→07/14		→ AV606709 / AY606709; für Linkslenker; Kasten/Kombi; für verkürzten Radstand; 	1	24.3727-0796.2	580796	Satz L= 1.245 L2= 498
				→ AV606709 / AY606709; für Linkslenker; Kasten/Kombi; für verlängerten Radstand; 	1	24.3727-0797.2	580797	Satz L= 1.643 L2= 498
			<input type="checkbox"/>	→ 06/14; <input type="checkbox"/>		24.3727-1068.2	581068	L= 1.503
			<input type="checkbox"/>	→ 06/14; <input type="checkbox"/>		24.3727-1071.2	581071	L= 1.603
VAUXHALL - VIVARO A Pritsche/Fahrgestell (X83) 04/03→07/14								
 Seilzug, Feststellbremse								
1.9 DI 2.0 16V 2.0 CDTI 2.0 ECOTEC 2.5 CDTI	59 88 84 86 84 - 107	04/03→07/14 04/03→07/14 08/06→07/14 08/06→07/14 08/06→07/14		für Linkslenker; → AV606709 / AY606709; Kasten/Kombi; für verkürzten Radstand; 	1	24.3727-0796.2	580796	Satz L= 1.245 L2= 498
				für Linkslenker; → AV606709 / AY606709; Kasten/Kombi; für verlängerten Radstand; 	1	24.3727-0797.2	580797	Satz L= 1.643 L2= 498
			<input type="checkbox"/>	→ 06/14; <input type="checkbox"/>		24.3727-1068.2	581068	L= 1.503
			<input type="checkbox"/>	→ 06/14; <input type="checkbox"/>		24.3727-1071.2	581071	L= 1.603
2.0 CDTI	66	01/06→07/14		08/06→; → AV606709 / AY606709; für Linkslenker; Kasten/Kombi; für verkürzten Radstand; 	1	24.3727-0796.2	580796	Satz L= 1.245 L2= 498
				08/06→; → AV606709 / AY606709; für Linkslenker; Kasten/Kombi; für verlängerten Radstand; 	1	24.3727-0797.2	580797	Satz L= 1.643 L2= 498
			<input type="checkbox"/>	08/06→ 06/14; <input type="checkbox"/>		24.3727-1068.2	581068	L= 1.503
			<input type="checkbox"/>	08/06→ 06/14; <input type="checkbox"/>		24.3727-1071.2	581071	L= 1.603
2.5 CDTI	99	04/03→07/06		05/03→; für Linkslenker; → AV606709 / AY606709; Kasten/Kombi; für verkürzten Radstand; 	1	24.3727-0796.2	580796	Satz L= 1.245 L2= 498
				05/03→; für Linkslenker; → AV606709 / AY606709; Kasten/Kombi; für verlängerten Radstand; 	1	24.3727-0797.2	580797	Satz L= 1.643 L2= 498
			<input type="checkbox"/>	05/03→; <input type="checkbox"/>		24.3727-1068.2	581068	L= 1.503
			<input type="checkbox"/>	05/03→; <input type="checkbox"/>		24.3727-1071.2	581071	L= 1.603
VAUXHALL - ZAFIRA A (T98) 11/98→08/05								
 Radbremszylinder								
1.6 16V	74	04/99→08/05	➡	→ 06/05	2	24.3220-1719.3	020448	ALU
1.6 CNG	71	09/01→06/05	➡		2	24.3220-1719.3	020448	ALU
1.6 Dualfuel	74	11/98→08/05	➡	04/99→ 06/05	2	24.3220-1719.3	020448	ALU
Zubehörsatz, Bremsbacken								
1.6 16V	74	04/99→08/05	➡	22000001→; → 06/05		03.0137-9215.2	669215	
			➡	→ 12999999		03.0137-9215.2	669215	
1.6 CNG	71	09/01→06/05	➡	22000001→		03.0137-9215.2	669215	
			➡	→ 12999999		03.0137-9215.2	669215	
1.6 Dualfuel	74	11/98→08/05	➡	22000001→; → 06/05		03.0137-9215.2	669215	
→			➡	04/99→; → 12999999		03.0137-9215.2	669215	

	kw					! #		
VAUXHALL - ZAFIRA A (T98) 11/98→08/05								
Bremstrommel								
1.6 16V	74	04/99→08/05	➡	→ 06/05			24.0223-0018.2 480136	Ø 265 x 49,3 / 231
1.6 CNG	71	09/01→06/05	➡				24.0223-0018.2 480136	Ø 265 x 49,3 / 231
1.6 Dualfuel	74	11/98→08/05	➡	04/99→ 06/05			24.0223-0018.2 480136	Ø 265 x 49,3 / 231
Bremsbackensatz								
1.6 16V	74	04/99→08/05	➡	→ 12999999			03.0137-0322.2 650322	Ø 230 x 42
			➡	22000001→; → 06/05			03.0520-7320.3 697320	TRW Ø 230 x 42 + RZ / + Zub TopKit
			➡				03.0525-0016.3 EQ0016	TRW Ø 230 x 42 - RZ / + Zub Easy Quick
1.6 CNG	71	09/01→06/05	➡	→ 12999999			03.0137-0322.2 650322	Ø 230 x 42
			➡				03.0520-7320.3 697320	TRW Ø 230 x 42 + RZ / + Zub TopKit
			➡	22000001→			03.0525-0016.3 EQ0016	TRW Ø 230 x 42 - RZ / + Zub Easy Quick
1.6 Dualfuel	74	11/98→08/05	➡	04/99→; → 12999999			03.0137-0322.2 650322	Ø 230 x 42
			➡				03.0520-7320.3 697320	TRW Ø 230 x 42 + RZ / + Zub TopKit
			➡	22000001→; → 06/05			03.0525-0016.3 EQ0016	TRW Ø 230 x 42 - RZ / + Zub Easy Quick
			➡				03.0137-0424.2 650424	Ø 230 x 42 + HEB
Seilzug, Feststellbremse								
1.6 16V	74	04/99→08/05		→ 06/05; Trommelbremse; ⚡	2	24.3727-0746.2 580746		L= 182 + Zub
				42000001→; → 06/05; Scheibenbremse; ⚡	1	24.3727-0748.2 580748		L= 279 + Zub
				→ 06/05; Trommelbremse; ⚡	1	24.3727-0748.2 580748		L= 279 + Zub
				→ 22006460; Scheibenbremse; ⚡	1	24.3727-0748.2 580748		L= 279 + Zub
				→ 1H999999; Scheibenbremse; ⚡	1	24.3727-0748.2 580748		L= 279 + Zub
				22006461→ 32999999; Scheibenbremse; ⚡	1	24.3727-0748.2 580748		L= 279 + Zub
				2H000001→ 32999999; Scheibenbremse; ⚡	1	24.3727-0748.2 580748		L= 279 + Zub
				22006461→ 32999999; Scheibenbremse; ⚡	1	24.3727-0756.2 580756		L= 1.680 L2= 1.680 + Zub
				2H000001→ 32999999; Scheibenbremse; ⚡	1	24.3727-0756.2 580756		L= 1.680 L2= 1.680 + Zub
				→ 22006460; Scheibenbremse; ⚡	1	24.3727-0757.2 580757		L= 1.680 L2= 1.680 + Zub
				→ 1H999999; Scheibenbremse; ⚡	1	24.3727-0757.2 580757		L= 1.680 L2= 1.680 + Zub
				42000001→; → 06/05; für Fahrzeuge ohne Schlechtwegeausführung; Scheibenbremse; ⚡	1	24.3727-0784.2 580784		L= 1.677 L2= 1.677 + Zub
1.6 CNG	71	09/01→06/05		Trommelbremse; ⚡	2	24.3727-0746.2 580746		L= 182 + Zub
				42000001→; Scheibenbremse; ⚡	1	24.3727-0748.2 580748		L= 279 + Zub
				Trommelbremse; ⚡	1	24.3727-0748.2 580748		L= 279 + Zub
				→ 22006460; Scheibenbremse; ⚡	1	24.3727-0748.2 580748		L= 279 + Zub
				→ 1H999999; Scheibenbremse; ⚡	1	24.3727-0748.2 580748		L= 279 + Zub
				2H000001→ 32999999; Scheibenbremse; ⚡	1	24.3727-0748.2 580748		L= 279 + Zub
				22006461→ 32999999; Scheibenbremse; ⚡	1	24.3727-0748.2 580748		L= 279 + Zub
				22006461→ 32999999; Scheibenbremse; ⚡	1	24.3727-0756.2 580756		L= 1.680 L2= 1.680 + Zub
				2H000001→ 32999999; Scheibenbremse; ⚡	1	24.3727-0756.2 580756		L= 1.680 L2= 1.680 + Zub
				→ 1H999999; Scheibenbremse; ⚡	1	24.3727-0757.2 580757		L= 1.680 L2= 1.680 + Zub
				→ 22006460; Scheibenbremse; ⚡	1	24.3727-0757.2 580757		L= 1.680 L2= 1.680 + Zub
				42000001→; für Fahrzeuge ohne Schlechtwegeausführung; Scheibenbremse; ⚡	1	24.3727-0784.2 580784		L= 1.677 L2= 1.677 + Zub
1.6 Dualfuel	74	11/98→08/05		04/99→ 06/05; Trommelbremse; ⚡	2	24.3727-0746.2 580746		L= 182 + Zub
				04/99→; → 1H999999; Scheibenbremse; ⚡	1	24.3727-0748.2 580748		L= 279 + Zub
				04/99→ 06/05; Trommelbremse; ⚡	1	24.3727-0748.2 580748		L= 279 + Zub




















	kw			 	! #		
VAUXHALL - ZAFIRA A (T98) 11/98→08/05							
Seilzug, Feststellbremse							
1.6 Dualfuel	74	11/98→08/05	04/99→; → 22006460; Scheibenbremse; 	1	24.3727-0748.2	580748	L= 279 + Zub
			42000001→; → 06/05; Scheibenbremse; 	1	24.3727-0748.2	580748	L= 279 + Zub
			2H000001→ 32999999; Scheibenbremse; 	1	24.3727-0748.2	580748	L= 279 + Zub
			22006461→ 32999999; Scheibenbremse; 	1	24.3727-0748.2	580748	L= 279 + Zub
			2H000001→ 32999999; Scheibenbremse; 	1	24.3727-0756.2	580756	L= 1.680 L2= 1.680 + Zub
			22006461→ 32999999; Scheibenbremse; 	1	24.3727-0756.2	580756	L= 1.680 L2= 1.680 + Zub
			04/99→; → 22006460; Scheibenbremse; 	1	24.3727-0757.2	580757	L= 1.680 L2= 1.680 + Zub
			04/99→; → 1H999999; Scheibenbremse; 	1	24.3727-0757.2	580757	L= 1.680 L2= 1.680 + Zub
			42000001→; → 06/05; für Fahrzeuge ohne Schlechtwegeausführung; Scheibenbremse; 	1	24.3727-0784.2	580784	L= 1.677 L2= 1.677 + Zub
1.8 16V 2.0 2.0 GSI Turbo	85 147 141	05/99→08/00 06/02→06/05 09/01→06/05	→ 22006460; Scheibenbremse; 	1	24.3727-0748.2	580748	L= 279 + Zub
			42000001→; Scheibenbremse; 	1	24.3727-0748.2	580748	L= 279 + Zub
			→ 1H999999; Scheibenbremse; 	1	24.3727-0748.2	580748	L= 279 + Zub
			22006461→ 32999999; Scheibenbremse; 	1	24.3727-0748.2	580748	L= 279 + Zub
			2H000001→ 32999999; Scheibenbremse; 	1	24.3727-0748.2	580748	L= 279 + Zub
			22006461→ 32999999; Scheibenbremse; 	1	24.3727-0756.2	580756	L= 1.680 L2= 1.680 + Zub
			2H000001→ 32999999; Scheibenbremse; 	1	24.3727-0756.2	580756	L= 1.680 L2= 1.680 + Zub
			→ 22006460; Scheibenbremse; 	1	24.3727-0757.2	580757	L= 1.680 L2= 1.680 + Zub
			→ 1H999999; Scheibenbremse; 	1	24.3727-0757.2	580757	L= 1.680 L2= 1.680 + Zub
			42000001→; für Fahrzeuge ohne Schlechtwegeausführung; Scheibenbremse; 	1	24.3727-0784.2	580784	L= 1.677 L2= 1.677 + Zub
1.8 16V 1.8 Dualfuel 2.0 DI 16V	92 92 60	09/00→08/05 09/00→08/05 10/99→08/05	→ 1H999999; Scheibenbremse; 	1	24.3727-0748.2	580748	L= 279 + Zub
			42000001→; → 06/05; Scheibenbremse; 	1	24.3727-0748.2	580748	L= 279 + Zub
			→ 22006460; Scheibenbremse; 	1	24.3727-0748.2	580748	L= 279 + Zub
			2H000001→ 32999999; Scheibenbremse; 	1	24.3727-0748.2	580748	L= 279 + Zub
			22006461→ 32999999; Scheibenbremse; 	1	24.3727-0748.2	580748	L= 279 + Zub
			22006461→ 32999999; Scheibenbremse; 	1	24.3727-0756.2	580756	L= 1.680 L2= 1.680 + Zub
			2H000001→ 32999999; Scheibenbremse; 	1	24.3727-0756.2	580756	L= 1.680 L2= 1.680 + Zub
			→ 22006460; Scheibenbremse; 	1	24.3727-0757.2	580757	L= 1.680 L2= 1.680 + Zub
			→ 1H999999; Scheibenbremse; 	1	24.3727-0757.2	580757	L= 1.680 L2= 1.680 + Zub
			42000001→; → 06/05; für Fahrzeuge ohne Schlechtwegeausführung; Scheibenbremse; 	1	24.3727-0784.2	580784	L= 1.677 L2= 1.677 + Zub
2.0 DTI 16V	74	04/99→08/05	06/00→; → 22006460; Scheibenbremse; 	1	24.3727-0748.2	580748	L= 279 + Zub
			06/00→; → 1H999999; Scheibenbremse; 	1	24.3727-0748.2	580748	L= 279 + Zub
			42000001→; → 06/05; Scheibenbremse; 	1	24.3727-0748.2	580748	L= 279 + Zub
			22006461→ 32999999; Scheibenbremse; 	1	24.3727-0748.2	580748	L= 279 + Zub
			2H000001→ 32999999; Scheibenbremse; 	1	24.3727-0748.2	580748	L= 279 + Zub
			2H000001→ 32999999; Scheibenbremse; 	1	24.3727-0756.2	580756	L= 1.680 L2= 1.680 + Zub
			22006461→ 32999999; Scheibenbremse; 	1	24.3727-0756.2	580756	L= 1.680 L2= 1.680 + Zub
			06/00→; → 22006460; Scheibenbremse; 	1	24.3727-0757.2	580757	L= 1.680 L2= 1.680 + Zub
			06/00→; → 1H999999; Scheibenbremse; 	1	24.3727-0757.2	580757	L= 1.680 L2= 1.680 + Zub


















	kw					! #		
VAUXHALL - ZAFIRA A (T98) 11/98→08/05								
 Seilzug, Feststellbremse								
2.0 DTI 16V	74	04/99→08/05		42000001→; → 06/05; für Fahrzeuge ohne Schlechtwegeausführung; Scheibenbremse; 	1	24.3727-0784.2	580784	L= 1.677 L2= 1.677 + Zub
2.2 16V	108	11/98→08/04		42000001→; Scheibenbremse; 	1	24.3727-0748.2	580748	L= 279 + Zub
				09/00→; → 1H999999; Scheibenbremse; 	1	24.3727-0748.2	580748	L= 279 + Zub
				09/00→; → 22006460; Scheibenbremse; 	1	24.3727-0748.2	580748	L= 279 + Zub
				22006461→ 32999999; Scheibenbremse; 	1	24.3727-0748.2	580748	L= 279 + Zub
				2H000001→ 32999999; Scheibenbremse; 	1	24.3727-0748.2	580748	L= 279 + Zub
				2H000001→ 32999999; Scheibenbremse; 	1	24.3727-0756.2	580756	L= 1.680 L2= 1.680 + Zub
				22006461→ 32999999; Scheibenbremse; 	1	24.3727-0756.2	580756	L= 1.680 L2= 1.680 + Zub
				09/00→; → 22006460; Scheibenbremse; 	1	24.3727-0757.2	580757	L= 1.680 L2= 1.680 + Zub
				09/00→; → 1H999999; Scheibenbremse; 	1	24.3727-0757.2	580757	L= 1.680 L2= 1.680 + Zub
			42000001→; für Fahrzeuge ohne Schlechtwegeausführung; Scheibenbremse; 	1	24.3727-0784.2	580784	L= 1.677 L2= 1.677 + Zub	
VAUXHALL - ZAFIRA Mk II (B) (A05) 04/05→11/14								
 Seilzug, Feststellbremse								
1.6	77 - 85	07/05→11/14		Scheibenbremse; 	1	24.3727-0790.2	580790	L= 1.749 L2= 1.774 + Zub
1.7 CDTI	81 - 92	01/08→11/14						
1.9 CDTI	88 - 110	07/05→11/14						
2.0	147 - 176	07/05→11/14						
2.2	110	07/05→11/14						
1.8	88	04/13→11/14		06/13→; Scheibenbremse; 	1	24.3727-0790.2	580790	L= 1.749 L2= 1.774 + Zub
1.8	103	04/05→11/14		07/05→; Scheibenbremse; 	1	24.3727-0790.2	580790	L= 1.749 L2= 1.774 + Zub
VOLVO - 850 (854) 06/91→10/97								
 Bremsbackensatz, Feststellbremse								
2.3 Turbo R	179	09/94→10/97	➡	08/95→ 12/96		03.0137-0260.2	650260	Ø 178 x 25
Zubehörsatz, Feststellbremsbacken								
2.3 Turbo R	179	09/94→10/97		08/95→ 12/96		03.0137-9176.2	669176	
 Seilzug, Feststellbremse								
2.3 Turbo R	179	09/94→10/97		08/95→ 04/96; Scheibenbremse; 	2	24.3727-1308.2	581308	L= 1.670
VOLVO - 850 Kombi (855) 04/92→10/97								
 Bremsbackensatz, Feststellbremse								
2.0 Turbo	132	09/93→10/97	➡	→ 12/96		03.0137-0260.2	650260	Ø 178 x 25
2.3 Turbo R	177	06/95→10/97	➡	08/95→ 12/96		03.0137-0260.2	650260	Ø 178 x 25
Zubehörsatz, Feststellbremsbacken								
2.0 Turbo	132	09/93→10/97	➡	→ 12/96		03.0137-9176.2	669176	
2.3 Turbo R	177	06/95→10/97	➡	08/95→ 12/96		03.0137-9176.2	669176	
 Seilzug, Feststellbremse								
2.0 Turbo	132	09/93→10/97		→ 12/96; Scheibenbremse; 	2	24.3727-1308.2	581308	L= 1.670
2.3 Turbo R	177	06/95→10/97		08/95→ 12/96; Scheibenbremse; 	2	24.3727-1308.2	581308	L= 1.670
VOLVO - 940 II (944) 08/94→12/98								
 Bremsbackensatz, Feststellbremse								
2.0 Turbo	114	04/96→10/98	➡	nicht für Multi-link Achse		03.0137-0169.2	650169	Ø 160 x 25
2.3	96	08/94→10/98						
2.3 ti	99	01/95→10/98	➡	Multi-link Achse		03.0137-0299.2	650299	Ø 160 x 25
2.3 Turbo	121	08/94→10/98						
2.4 TD Interc.	90	08/94→10/98						
→								

	kW			 	! #		
VOLVO - 940 II (944) 08/94→12/98							
 Bremsbackensatz, Feststellbremse							
2.3 Turbo	126	01/95→12/98	➡	→ 10/98; nicht für Multi-link Achse		03.0137-0169.2 650169	Ø 160 x 25
			➡	→ 10/98; Multi-link Achse		03.0137-0299.2 650299	Ø 160 x 25
Zubehörsatz, Feststellbremsbacken							
2.0 Turbo	114	04/96→10/98	➡	nicht für Multi-link Achse		03.0137-9065.2 669065	
2.3	96	08/94→10/98	➡	Multi-link Achse		03.0137-9199.2 669199	
2.3 ti	99	01/95→10/98					
2.3 Turbo	121	08/94→10/98	➡			03.0137-9065.2 669065	
2.4 TD Interc.	90	08/94→10/98					
2.3 Turbo	126	01/95→12/98	➡	→ 10/98; nicht für Multi-link Achse		03.0137-9065.2 669065	
			➡	→ 10/98; Multi-link Achse		03.0137-9199.2 669199	
VOLVO - 940 II Kombi (945) 09/90→10/98							
 Bremsbackensatz, Feststellbremse							
2.0 Turbo	114	04/96→10/98	➡	nicht für Multi-link Achse		03.0137-0169.2 650169	Ø 160 x 25
2.3	96	08/94→10/98	➡	Multi-link Achse		03.0137-0299.2 650299	Ø 160 x 25
2.3 ti	99	01/95→10/98					
2.3 Turbo	121 - 126	08/94→10/98	➡			03.0137-9065.2 669065	
2.4 TD Interc.	90	08/94→10/98					
Zubehörsatz, Feststellbremsbacken							
2.0 Turbo	114	04/96→10/98	➡	nicht für Multi-link Achse		03.0137-9065.2 669065	
2.3	96	08/94→10/98	➡	Multi-link Achse		03.0137-9199.2 669199	
2.3 ti	99	01/95→10/98					
2.3 Turbo	121 - 126	08/94→10/98	➡			03.0137-9065.2 669065	
2.4 TD Interc.	90	08/94→10/98					
VOLVO - C70 I Cabriolet (873) 03/98→10/05							
 Bremsbackensatz, Feststellbremse							
2.0	132	03/98→10/05	➡			03.0137-0260.2 650260	Ø 178 x 25
2.0 T	120 - 166	03/98→10/05					
2.3 T5	176 - 180	03/98→10/05	➡			03.0137-0260.2 650260	Ø 178 x 25
2.4	125	06/98→10/05					
2.4 T	142 - 147	03/98→10/05	➡			03.0137-0260.2 650260	Ø 178 x 25
Zubehörsatz, Feststellbremsbacken							
2.0	132	03/98→10/05	➡			03.0137-9176.2 669176	
2.0 T	120 - 166	03/98→10/05					
2.3 T5	176 - 180	03/98→10/05	➡			03.0137-9176.2 669176	
2.4	125	06/98→10/05					
2.4 T	142 - 147	03/98→10/05	➡			03.0137-9176.2 669176	
VOLVO - C70 I Coupe (872) 03/97→09/02							
 Bremsbackensatz, Feststellbremse							
2.0	132	03/97→09/02	➡			03.0137-0260.2 650260	Ø 178 x 25
2.0 T	120 - 166	03/97→09/02					
2.3 T-5	176	03/97→09/02	➡			03.0137-0260.2 650260	Ø 178 x 25
2.4	121	03/99→09/02					
2.4 T	142	03/97→09/02	➡	11/99→		03.0137-0260.2 650260	Ø 178 x 25
2.4	125	05/99→09/02					
Zubehörsatz, Feststellbremsbacken							
2.0	132	03/97→09/02	➡			03.0137-9176.2 669176	
2.0 T	120 - 166	03/97→09/02					
2.3 T-5	176	03/97→09/02	➡			03.0137-9176.2 669176	
2.4	121	03/99→09/02					
2.4 T	142	03/97→09/02	➡	11/99→		03.0137-9176.2 669176	
2.4	125	05/99→09/02					
VOLVO - S40 I (644) 07/95→12/04							
 Seilzug, Feststellbremse							
1.6	77	09/95→08/99		Scheibenbremse; <input type="checkbox"/>		24.3727-1300.2 581300	L= 1.590
1.8	85	07/95→08/99		Scheibenbremse; <input type="checkbox"/>		24.3727-1304.2 581304	L= 1.590
1.9 DI	70	03/99→07/00		Scheibenbremse; <input type="checkbox"/>		24.3727-1304.2 581304	L= 1.590
→							










	kw			 	! #		
VOLVO - S40 I (644) 07/95→12/04							
 Seilzug, Feststellbremse							
1.9 T4	147	05/97→07/00		Scheibenbremse; <input type="checkbox"/>		24.3727-1300.2 581300	L= 1.590
1.9 TD	66	07/95→08/99		Scheibenbremse; <input type="checkbox"/>		24.3727-1304.2 581304	L= 1.590
2.0	103	07/95→08/99		Scheibenbremse; <input type="checkbox"/>		24.3727-1304.2 581304	L= 1.590
1.6	80	03/99→12/03		→ 599999; Scheibenbremse; <input type="checkbox"/>		24.3727-1300.2 581300	L= 1.590
1.8	90	03/99→12/03		→ 599999; Scheibenbremse; <input type="checkbox"/>		24.3727-1304.2 581304	L= 1.590
1.8 i	90	06/01→12/03		→ 599999; Scheibenbremse; <input type="checkbox"/>		24.3727-1304.2 581304	L= 1.590
1.9 DI	75 -	07/00→12/03		985262→; Scheibenbremse; <input type="checkbox"/>		24.3727-1314.2 581314	L= 1.620
	85			600000→ 985261; Scheibenbremse; <input type="checkbox"/>		24.3727-1314.2 581314	L= 1.620
2.0	100	07/95→12/03		985262→; Scheibenbremse; <input type="checkbox"/>		24.3727-1315.2 581315	L= 1.620
2.0 D	100	12/02→06/04		985262→; Scheibenbremse; <input type="checkbox"/>		24.3727-1315.2 581315	L= 1.620
2.0 T	120 -	07/00→12/03		600000→ 985261; Scheibenbremse; <input type="checkbox"/>		24.3727-1315.2 581315	L= 1.620
	121						
1.8 i	92	03/98→12/03		→ 599999; Scheibenbremse; <input type="checkbox"/>		24.3727-1300.2 581300	L= 1.590
				→ 599999; Scheibenbremse; <input type="checkbox"/>		24.3727-1304.2 581304	L= 1.590
2.0 T	118	10/97→12/03		→ 07/00; Scheibenbremse; <input type="checkbox"/>		24.3727-1300.2 581300	L= 1.590
				→ 07/00; Scheibenbremse; <input type="checkbox"/>		24.3727-1304.2 581304	L= 1.590
2.0 T4	147	07/00→12/03		→ 599999; Scheibenbremse; <input type="checkbox"/>		24.3727-1300.2 581300	L= 1.590
				→ 599999; Scheibenbremse; <input type="checkbox"/>		24.3727-1304.2 581304	L= 1.590
				895262→; Scheibenbremse; <input type="checkbox"/>		24.3727-1314.2 581314	L= 1.620
				600000→ 985261; Scheibenbremse; <input type="checkbox"/>		24.3727-1314.2 581314	L= 1.620
				895262→; Scheibenbremse; <input type="checkbox"/>		24.3727-1315.2 581315	L= 1.620
				600000→ 985261; Scheibenbremse; <input type="checkbox"/>		24.3727-1315.2 581315	L= 1.620
VOLVO - S60 I (384) 07/00→04/10							
 Bremsbackensatz, Feststellbremse							
2.0 T	132	07/00→04/10	➡	09/01→ 01/09		03.0137-0450.2 650450	Ø 176 x 25
2.3 T5	195	07/00→09/02	➡			03.0137-0450.2 650450	Ø 176 x 25
2.4	132	01/05→10/06					
2.4 CDI	85	10/03→12/05					
2.4 D	90	05/05→12/06					
2.4	103	07/00→04/10	➡	11/00→ 01/09		03.0137-0450.2 650450	Ø 176 x 25
2.4 T	147	07/00→04/10					
2.4	125	11/00→04/10	➡	→ 01/09		03.0137-0450.2 650450	Ø 176 x 25
2.4 D	120	07/05→12/09					
2.4 T5	191	04/04→04/10					
2.4 Bifuel	103	07/01→04/10	➡	06/02→ 01/09		03.0137-0450.2 650450	Ø 176 x 25
2.4 D	93	03/05→04/10	➡	09/05→ 01/09		03.0137-0450.2 650450	Ø 176 x 25
2.4 D5	136	03/05→04/10					
2.4 D	96	05/01→04/10	➡	12/01→ 01/09		03.0137-0450.2 650450	Ø 176 x 25
2.4 D5	120	01/01→04/10	➡	07/01→ 01/09		03.0137-0450.2 650450	Ø 176 x 25
2.4 T AWD	147	06/01→04/10	➡	11/01→ 01/09		03.0137-0450.2 650450	Ø 176 x 25
2.5 T	154	01/03→04/10	➡	02/04→ 01/09		03.0137-0450.2 650450	Ø 176 x 25
2.5 T AWD	154	07/02→04/10	➡	04/04→ 01/09		03.0137-0450.2 650450	Ø 176 x 25
5 T AWD	221	01/03→04/10	➡	03/03→ 01/09		03.0137-0450.2 650450	Ø 176 x 25
R 2	221	01/03→04/10					
T5	184	07/00→04/10	➡	08/00→ 04/04		03.0137-0450.2 650450	Ø 176 x 25
Zubehörsatz, Feststellbremsbacken							
2.0 T	132	07/00→04/10	➡	09/01→ 01/09		03.0137-9283.2 669283	
2.3 T5	195	07/00→09/02	➡			03.0137-9283.2 669283	
2.4	132	01/05→10/06					
2.4 CDI	85	10/03→12/05					
2.4 D	90	05/05→12/06					
2.4	103	07/00→04/10	➡	11/00→ 01/09		03.0137-9283.2 669283	
2.4 T	147	07/00→04/10					
2.4	125	11/00→04/10	➡	→ 01/09		03.0137-9283.2 669283	
2.4 D	120	07/05→12/09					
2.4 T5	191	04/04→04/10					
2.4 Bifuel	103	07/01→04/10	➡	06/02→ 01/09		03.0137-9283.2 669283	
2.4 D	93	03/05→04/10	➡	09/05→ 01/09		03.0137-9283.2 669283	
2.4 D5	136	03/05→04/10					
2.4 D	96	05/01→04/10	➡	12/01→ 01/09		03.0137-9283.2 669283	
2.4 D5	120	01/01→04/10	➡	07/01→ 01/09		03.0137-9283.2 669283	
2.4 T AWD	147	06/01→04/10	➡	11/01→ 01/09		03.0137-9283.2 669283	
2.5 T	154	01/03→04/10	➡	02/04→ 01/09		03.0137-9283.2 669283	
2.5 T AWD	154	07/02→04/10	➡	04/04→ 01/09		03.0137-9283.2 669283	
5 T AWD	221	01/03→04/10	➡	03/03→ 01/09		03.0137-9283.2 669283	
R 2	221	01/03→04/10					
➔							














	kw					! #		
VOLVO - S60 I (384) 07/00→04/10								
Zubehörsatz, Feststellbremsbacken								
T5	184	07/00→04/10	➔	08/00→04/04			03.0137-9283.2 669283	
 Seilzug, Feststellbremse								
2.0 T	132	07/00→04/10		09/01→12/04; Scheibenbremse; 	2	24.3727-1311.2 581311	L= 1.926	
2.3 T5	195	07/00→09/02		Scheibenbremse; 	2	24.3727-1311.2 581311	L= 1.926	
2.4	103	07/00→04/10		11/00→12/04; Scheibenbremse; 	2	24.3727-1311.2 581311	L= 1.926	
2.4 T	147	07/00→04/10						
2.4	125	11/00→04/10		→12/04; Scheibenbremse; 	2	24.3727-1311.2 581311	L= 1.926	
2.4 T5	191	04/04→04/10						
2.4 D	96	05/01→04/10		12/01→12/04; Scheibenbremse; 	2	24.3727-1311.2 581311	L= 1.926	
2.4 D5	120	01/01→04/10		07/01→12/04; Scheibenbremse; 	2	24.3727-1311.2 581311	L= 1.926	
2.5 T	154	01/03→04/10		02/04→12/04; Scheibenbremse; 	2	24.3727-1311.2 581311	L= 1.926	
T5	184	07/00→04/10		08/00→04/04; Scheibenbremse; 	2	24.3727-1311.2 581311	L= 1.926	
VOLVO - S70 (874) 11/96→11/00								
 Bremsbackensatz, Feststellbremse								
2.0	93 - 132	01/97→11/00	➔			03.0137-0260.2 650260	Ø 178 x 25	
2.0 Turbo	155 - 166	01/97→11/00						
2.3	195	04/99→09/00						
2.3 T-5	176	01/97→11/00						
2.3 Turbo	184	01/97→11/00						
2.4	103 - 125	01/97→11/00						
2.4 AWD	103 - 121	11/96→09/00						
2.4 Bifuel	103 - 106	10/98→11/00						
2.4 Blu-Fuel	103	07/97→09/00						
2.4 T5 AWD	142	11/96→04/99						
2.4 Turbo	142	01/97→11/00						
2.5 TDI	103	01/97→11/00						
2.5 TDi AWD	103	10/99→09/00						
2.3	177	11/96→11/00	➔	01/97→		03.0137-0260.2 650260	Ø 178 x 25	
2.4 AWD	125	04/99→09/00	➔	→05/99		03.0137-0260.2 650260	Ø 178 x 25	
Zubehörsatz, Feststellbremsbacken								
2.0	93 - 132	01/97→11/00	➔			03.0137-9176.2 669176		
2.0 Turbo	155 - 166	01/97→11/00						
2.3	195	04/99→09/00						
2.3 T-5	176	01/97→11/00						
2.3 Turbo	184	01/97→11/00						
2.4	103 - 125	01/97→11/00						
2.4 AWD	103 - 121	11/96→09/00						
2.4 Bifuel	103 - 106	10/98→11/00						
2.4 Blu-Fuel	103	07/97→09/00						
2.4 T5 AWD	142	11/96→04/99						
2.4 Turbo	142	01/97→11/00						
2.5 TDI	103	01/97→11/00						
2.5 TDi AWD	103	10/99→09/00						
2.3	177	11/96→11/00	➔	01/97→		03.0137-9176.2 669176		
2.4 AWD	125	04/99→09/00	➔	→05/99		03.0137-9176.2 669176		
 Seilzug, Feststellbremse								
2.0	93 - 132	01/97→11/00		Scheibenbremse; 	2	24.3727-1308.2 581308	L= 1.670	
2.0 Turbo	155 - 166	01/97→11/00						
2.3	195	04/99→09/00						
2.3 T-5	176	01/97→11/00						
2.3 Turbo	184	01/97→11/00						
2.4	103 - 125	01/97→11/00						
2.4 AWD	103 - 121	11/96→09/00						
2.4 Bifuel	103 - 106	10/98→11/00						
2.4 Blu-Fuel	103	07/97→09/00						
2.4 T5 AWD	142	11/96→04/99						
2.4 Turbo	142	01/97→11/00						
➔								

	kw			 	! #		
VOLVO - S70 (874) 11/96→11/00							
 Seilzug, Feststellbremse							
2.5 TDI	103	01/97→11/00		Scheibenbremse; 	2	24.3727-1308.2 581308	L= 1.670
2.5 TDi AWD	103	10/99→09/00					
2.3	177	11/96→11/00		01/97→; Scheibenbremse; 	2	24.3727-1308.2 581308	L= 1.670
2.4 AWD	125	04/99→09/00		→ 05/99; Scheibenbremse; 	2	24.3727-1308.2 581308	L= 1.670
VOLVO - S80 I (184) 05/98→02/08							
 Bremsbackensatz, Feststellbremse							
2.0	120	06/98→07/06	➔	→ 02/06		03.0137-0450.2 650450	Ø 176 x 25
2.0 T	132 - 166	06/98→07/06					
2.4	103 - 125	01/99→07/06					
2.4 Bifuel	103	09/01→07/06					
2.4 D	96	10/01→07/06					
2.4 D5	120	08/01→07/06					
2.4 T	147	06/00→07/06					
2.5 T AWD	154	07/03→07/06					
2.5 TDI	103	01/99→07/06					
2.9	147 - 150	05/98→07/06					
2.9 T6	200	06/01→07/06					
3.0	144	06/01→07/06					
3.0 T6	200	06/01→07/06					
2.3 R	195	04/00→08/05	➔			03.0137-0450.2 650450	Ø 176 x 25
2.8 T6	200	05/98→12/01					
2.4 T5 AWD	147	04/00→09/03	➔	06/00→		03.0137-0450.2 650450	Ø 176 x 25
2.5 T	154	03/03→07/06	➔	07/03→ 02/06		03.0137-0450.2 650450	Ø 176 x 25
Zubehörsatz, Feststellbremsbacken							
2.0	120	06/98→07/06	➔	→ 02/06		03.0137-9283.2 669283	
2.0 T	132 - 166	06/98→07/06					
2.4	103 - 125	01/99→07/06					
2.4 Bifuel	103	09/01→07/06					
2.4 D	96	10/01→07/06					
2.4 D5	120	08/01→07/06					
2.4 T	147	06/00→07/06					
2.5 T AWD	154	07/03→07/06					
2.5 TDI	103	01/99→07/06					
2.9	147 - 150	05/98→07/06					
2.9 T6	200	06/01→07/06					
3.0	144	06/01→07/06					
3.0 T6	200	06/01→07/06					
2.3 R	195	04/00→08/05	➔			03.0137-9283.2 669283	
2.8 T6	200	05/98→12/01					
2.4 T5 AWD	147	04/00→09/03	➔	06/00→		03.0137-9283.2 669283	
2.5 T	154	03/03→07/06	➔	07/03→ 02/06		03.0137-9283.2 669283	
 Seilzug, Feststellbremse							
2.0	120	06/98→07/06		→ 02/06; Scheibenbremse; 	2	24.3727-1312.2 581312	L= 1.993
2.0 T	132 - 166	06/98→07/06					
2.4	103 - 125	01/99→07/06					
2.4 D	96	10/01→07/06					
2.4 D5	120	08/01→07/06					
2.4 T	147	06/00→07/06					
2.5 TDI	103	01/99→07/06					
2.9	147 - 150	05/98→07/06					
2.9 T6	200	06/01→07/06					
3.0	144	06/01→07/06					
3.0 T6	200	06/01→07/06					
2.3 R	195	04/00→08/05		Scheibenbremse; 	2	24.3727-1312.2 581312	L= 1.993
2.8 T6	200	05/98→12/01					
2.4 T5 AWD	147	04/00→09/03		06/00→; Scheibenbremse; 	2	24.3727-1312.2 581312	L= 1.993
VOLVO - S80 II (124) 03/06→12/16							
 Bremsbackensatz, Feststellbremse							
1.6 D2	85	01/14→12/16	➔			03.0137-0450.2 650450	Ø 176 x 25
1.6 D DRiVe	80	01/10→12/11					
1.6 DRiVe	84	06/11→01/14					
2.0	107	01/08→09/12					
2.0 FlexFuel	107	01/08→12/11					
→							



	kW			 	! #		
VOLVO - S80 II (124) 03/06→12/16							
 Bremsbackensatz, Feststellbremse							
2.0 T	149	01/10→05/11	➔			03.0137-0450.2 650450	Ø 176 x 25
2.0 T5	162	01/14→12/16					
2.0 TDi	100	02/08→03/11					
2.4 D	120 - 129	03/06→03/11					
2.5 T	147 - 187	03/06→12/16					
2.5 T AWD	147	10/06→04/09					
2.5 T FlexFuel	147 - 170	05/08→12/11					
3.2	175 - 179	03/06→12/14					
3.2 AWD	175 - 179	01/07→12/12					
3.2 Flexifuel AWD	177	01/09→03/10					
4.4 V8 AWD	232	03/06→03/12					
D3 / D4	120	01/10→12/16					
D5	136 - 158	03/06→04/15					
D5 AWD	136 - 158	01/07→04/15					
T5	177	10/10→12/16					
T6 AWD	210 - 224	01/07→12/16					
Zubehörsatz, Feststellbremsbacken							
1.6 D2	85	01/14→12/16	➔			03.0137-9283.2 669283	
1.6 D DRiVe	80	01/10→12/11					
1.6 DRiVe	84	06/11→01/14					
2.0	107	01/08→09/12					
2.0 FlexFuel	107	01/08→12/11					
2.0 T	149	01/10→05/11					
2.0 T5	162	01/14→12/16					
2.0 TDi	100	02/08→03/11					
2.4 D	120 - 129	03/06→03/11					
2.5 T	147 - 187	03/06→12/16					
2.5 T AWD	147	10/06→04/09					
2.5 T FlexFuel	147 - 170	05/08→12/11					
3.2	175 - 179	03/06→12/14					
3.2 AWD	175 - 179	01/07→12/12					
3.2 Flexifuel AWD	177	01/09→03/10					
4.4 V8 AWD	232	03/06→03/12					
D3 / D4	120	01/10→12/16					
D5	136 - 158	03/06→04/15					
D5 AWD	136 - 158	01/07→04/15					
T5	177	10/10→12/16					
T6 AWD	210 - 224	01/07→12/16					
 Seilzug, Feststellbremse							
1.6 D2	85	01/14→12/16		35707→; <input type="checkbox"/>		24.3727-1316.2 581316	L= 756
1.6 D DRiVe	80	01/10→12/11					
1.6 DRiVe	84	06/11→01/14		35707→; <input type="checkbox"/>		24.3727-1317.2 581317	L= 709
2.0	107	01/08→09/12		→ 12306; Scheibenbremse; <input type="checkbox"/>		24.3727-1318.2 581318	L= 691
2.0 FlexFuel	107	01/08→12/11					
2.0 T	149	01/10→05/11		→ 12306; Scheibenbremse; <input type="checkbox"/>		24.3727-1319.2 581319	L= 735
2.0 T5	162	01/14→12/16					
2.0 TDi	100	02/08→03/11					
2.4 D	120 - 129	03/06→03/11					
2.5 T	147 - 170	03/06→12/12					
2.5 T AWD	147	10/06→04/09					
2.5 T FlexFuel	147 - 170	05/08→12/11					
3.2	175 - 179	03/06→12/14					
3.2 AWD	175 - 179	01/07→12/12					
3.2 Flexifuel AWD	177	01/09→03/10					
4.4 V8 AWD	232	03/06→03/12					
D3 / D4	120	01/10→12/16					
D5	136 - 158	03/06→04/15					
D5 AWD	136 - 158	01/07→04/15					
➔							

	kw					! #		
VOLVO - S80 II (124) 03/06→12/16								
 Seilzug, Feststellbremse								
T5	177	10/10→12/16			35707→; <input type="checkbox"/>		24.3727-1316.2 581316	L= 756
T6 AWD	210 - 224	01/07→12/16			35707→; <input type="checkbox"/>		24.3727-1317.2 581317	L= 709
					→ 12306; Scheibenbremse; <input type="checkbox"/>		24.3727-1318.2 581318	L= 691
					→ 12306; Scheibenbremse; <input type="checkbox"/>		24.3727-1319.2 581319	L= 735
VOLVO - S90 I (964) 11/96→12/98								
 Bremsbackensatz, Feststellbremse								
2.5	125 - 132	11/96→10/98	➔				03.0137-0299.2 650299	Ø 160 x 25
2.9	132 - 150	01/97→05/98						
Zubehörsatz, Feststellbremsbacken								
2.5	125 - 132	11/96→10/98	➔				03.0137-9199.2 669199	
2.9	132 - 150	01/97→05/98						
VOLVO - V40 Kombi (645) 07/95→06/04								
 Seilzug, Feststellbremse								
1.6	77	12/95→08/99			Scheibenbremse; <input type="checkbox"/>		24.3727-1300.2 581300	L= 1.590
					Scheibenbremse; <input type="checkbox"/>		24.3727-1304.2 581304	L= 1.590
					600000→ 985261; Scheibenbremse; <input type="checkbox"/>		24.3727-1314.2 581314	L= 1.620
					600000→ 985261; Scheibenbremse; <input type="checkbox"/>		24.3727-1315.2 581315	L= 1.620
1.6	80	03/99→06/04			→ 599999; Scheibenbremse; <input type="checkbox"/>		24.3727-1300.2 581300	L= 1.590
					→ 599999; Scheibenbremse; <input type="checkbox"/>		24.3727-1304.2 581304	L= 1.590
					985262→; Scheibenbremse; <input type="checkbox"/>		24.3727-1314.2 581314	L= 1.620
					985262→; Scheibenbremse; <input type="checkbox"/>		24.3727-1315.2 581315	L= 1.620
1.8	85	07/95→08/99			Scheibenbremse; <input type="checkbox"/>		24.3727-1300.2 581300	L= 1.590
1.9 DI	70	03/99→07/00			Scheibenbremse; <input type="checkbox"/>		24.3727-1304.2 581304	L= 1.590
1.9 T4	147	05/97→07/00						
1.9 TD	66	07/95→08/99						
2.0	103	07/95→08/99						
2.0 T	118	10/97→07/00						
1.8	90	03/99→06/04			→ 599999; Scheibenbremse; <input type="checkbox"/>		24.3727-1300.2 581300	L= 1.590
1.8 Bi-Fuel	88	11/99→08/03			→ 599999; Scheibenbremse; <input type="checkbox"/>		24.3727-1304.2 581304	L= 1.590
1.8 Blu-Fuel	85	06/01→08/03			985262→; Scheibenbremse; <input type="checkbox"/>		24.3727-1314.2 581314	L= 1.620
1.8 i	90 - 92	03/98→06/04			600000→ 985261; Scheibenbremse; <input type="checkbox"/>		24.3727-1314.2 581314	L= 1.620
1.8 LPG	90	03/99→06/04			985262→; Scheibenbremse; <input type="checkbox"/>		24.3727-1315.2 581315	L= 1.620
1.9	127	09/03→06/04			600000→ 985261; Scheibenbremse; <input type="checkbox"/>		24.3727-1315.2 581315	L= 1.620
1.9 DI	75 - 85	07/00→06/04						
2.0	100	07/95→06/04						
2.0 T	120	06/01→06/04						
2.0 T4	147	07/00→06/04						
2.0 T	121	07/99→06/04			07/00→ 06/01; Scheibenbremse; <input type="checkbox"/>		24.3727-1300.2 581300	L= 1.590
					07/00→ 06/01; Scheibenbremse; <input type="checkbox"/>		24.3727-1304.2 581304	L= 1.590
VOLVO - V70 I (875, 876) 12/95→12/00								
 Bremsbackensatz, Feststellbremse								
2.0	93 - 132	12/95→03/00	➔	01/97→			03.0137-0260.2 650260	Ø 178 x 25
2.0 Turbo	155	12/95→03/00						
2.3 Turbo	184	12/95→03/00						
2.4	106	12/95→03/00						
2.5 TDi AWD	103	11/96→02/00						
2.0	120	01/97→12/00	➔	→ 03/00			03.0137-0260.2 650260	Ø 178 x 25
2.4 Bifuel	103	08/99→12/00						
2.0 Turbo	166	11/96→12/00	➔	01/97→ 03/00			03.0137-0260.2 650260	Ø 178 x 25
2.3	177	11/96→11/00						
2.3 T-5	176	11/96→12/00						
2.4	125	12/95→05/00						
2.4 Turbo	142	04/96→12/00						
2.5 TDI	103	12/95→12/00						
2.0 Turbo AWD	166	11/96→12/00	➔	01/97→ 03/00			03.0137-0449.2 650449	Ø 178 x 25
2.4 Turbo AWD	142	04/96→12/00						
2.3 AWD	177	04/97→09/98	➔				03.0137-0260.2 650260	Ø 178 x 25
2.4	121	06/98→12/99						
2.3 T-5 AWD	176	01/97→12/00	➔	→ 03/00			03.0137-0449.2 650449	Ø 178 x 25
2.4 Turbo AWD	195	03/99→12/00						
2.3 T AWD	184	04/97→03/00	➔				03.0137-0449.2 650449	Ø 178 x 25
➔								

VOLVO - V70 I (875, 876) 12/95→12/00

Bremsbackensatz, Feststellbremse

2.4	103	03/99→12/00	➡	08/99→ 03/00		03.0137-0260.2 650260	Ø 178 x 25
2.4 AWD	121	06/98→12/99	➡	10/98→ 05/99		03.0137-0260.2 650260	Ø 178 x 25
2.4 Bifuel	106	05/98→12/99	➡	10/98→ 08/99		03.0137-0260.2 650260	Ø 178 x 25

Zubehörsatz, Feststellbremsbacken

2.0	93 - 132	12/95→03/00	➡	01/97→		03.0137-9176.2 669176	
2.0 Turbo	155	12/95→03/00					
2.3 Turbo	184	12/95→03/00					
2.4	106	12/95→03/00					
2.5 TDi AWD	103	11/96→02/00					
2.0	120	01/97→12/00	➡	→ 03/00		03.0137-9176.2 669176	
2.4 Bifuel	103	08/99→12/00					
2.0 Turbo	166	11/96→12/00	➡	01/97→ 03/00		03.0137-9176.2 669176	
2.3	177	11/96→11/00					
2.3 T-5	176	11/96→12/00					
2.4	125	12/95→05/00					
2.4 Turbo	142	04/96→12/00					
2.5 TDI	103	12/95→12/00					
2.3 AWD	177	04/97→09/98	➡			03.0137-9176.2 669176	
2.4	121	06/98→12/99					
2.4	103	03/99→12/00	➡	08/99→ 03/00		03.0137-9176.2 669176	
2.4 AWD	121	06/98→12/99	➡	10/98→ 05/99		03.0137-9176.2 669176	
2.4 Bifuel	106	05/98→12/99	➡	10/98→ 08/99		03.0137-9176.2 669176	






















Seilzug, Feststellbremse












2.0	93 - 132	12/95→03/00		01/97→; Scheibenbremse; ⚡	2	24.3727-1308.2 581308	L= 1.670
2.0 Turbo	155	12/95→03/00					
2.3 Turbo	184	12/95→03/00					
2.4	106	12/95→03/00					
2.5 TDi AWD	103	11/96→02/00					
2.0	120	01/97→12/00		→ 03/00; Scheibenbremse; ⚡	2	24.3727-1308.2 581308	L= 1.670
2.4 Bifuel	103	08/99→12/00					
2.0 Turbo	166	11/96→12/00		01/97→ 03/00; Scheibenbremse; ⚡	2	24.3727-1308.2 581308	L= 1.670
2.3	177	11/96→11/00					
2.3 T-5	176	11/96→12/00					
2.4	125	12/95→05/00					
2.4 Turbo	142	04/96→12/00					
2.5 TDI	103	12/95→12/00					
2.3 AWD	177	04/97→09/98		Scheibenbremse; ⚡	2	24.3727-1308.2 581308	L= 1.670
2.4	121	06/98→12/99					
2.4	103	03/99→12/00		08/99→ 03/00; Scheibenbremse; ⚡	2	24.3727-1308.2 581308	L= 1.670
2.4 AWD	121	06/98→12/99		10/98→ 05/99; Scheibenbremse; ⚡	2	24.3727-1308.2 581308	L= 1.670
2.4 Bifuel	106	05/98→12/99		10/98→ 08/99; Scheibenbremse; ⚡	2	24.3727-1308.2 581308	L= 1.670













VOLVO - V70 II (285) 11/99→12/08

















































Bremsbackensatz, Feststellbremse


















2.0 T	132	11/99→08/07	➡	07/01→ 07/07		03.0137-0450.2 650450	Ø 176 x 25
2.3	195	10/00→09/04	➡			03.0137-0450.2 650450	Ø 176 x 25
2.4 CDI	90	07/05→12/08					
2.4 T AWD	147	09/01→08/02					
2.5 AWD	155	09/02→12/04					
2.3 T5	184	11/99→12/04	➡	03/00→		03.0137-0450.2 650450	Ø 176 x 25
2.4 T	147	11/99→08/03					
2.4	103 - 125	03/00→08/07	➡	→ 07/07		03.0137-0450.2 650450	Ø 176 x 25
2.4 Bifuel	103	09/01→08/07					
2.4 T5	191	04/04→08/07					
5 T AWD	221	03/03→08/07					
R 2	221	03/03→08/07					
2.4 D	93	04/05→12/08	➡	05/05→ 07/07		03.0137-0450.2 650450	Ø 176 x 25
2.4 D	96	07/01→08/07	➡	12/01→ 07/07		03.0137-0450.2 650450	Ø 176 x 25
2.4 D5	120	01/01→12/08	➡	08/01→ 07/07		03.0137-0450.2 650450	Ø 176 x 25
2.4 D5	136	04/05→12/08	➡	12/05→ 07/07		03.0137-0450.2 650450	Ø 176 x 25
2.4 D5 AWD	136	05/05→08/07					
2.4 D5 AWD	120	07/02→08/07	➡	03/03→ 07/07		03.0137-0450.2 650450	Ø 176 x 25
2.5 T	154	07/01→08/07	➡	04/04→ 07/07		03.0137-0450.2 650450	Ø 176 x 25
2.5 T AWD	154	07/02→08/07	➡	09/02→ 07/07		03.0137-0450.2 650450	Ø 176 x 25
2.5 TDI	103	11/99→08/07	➡	03/00→ 07/07		03.0137-0450.2 650450	Ø 176 x 25

































	kw			 	! #		
VOLVO - V70 II (285) 11/99→12/08							
Zubehörsatz, Feststellbremsbacken							
2.0 T	132	11/99→08/07	➡	07/01→ 07/07		03.0137-9283.2 669283	
2.3	195	10/00→09/04	➡			03.0137-9283.2 669283	
2.4 CDI	90	07/05→12/08					
2.4 T AWD	147	09/01→08/02					
2.5 AWD	155	09/02→12/04					
2.3 T5	184	11/99→12/04	➡	03/00→		03.0137-9283.2 669283	
2.4 T	147	11/99→08/03					
2.4	103 - 125	03/00→08/07	➡	→ 07/07		03.0137-9283.2 669283	
2.4 Bifuel	103	09/01→08/07					
2.4 T5	191	04/04→08/07					
5 T AWD	221	03/03→08/07					
R 2	221	03/03→08/07					
2.4 D	93	04/05→12/08	➡	05/05→ 07/07		03.0137-9283.2 669283	
2.4 D	96	07/01→08/07	➡	12/01→ 07/07		03.0137-9283.2 669283	
2.4 D5	120	01/01→12/08	➡	08/01→ 07/07		03.0137-9283.2 669283	
2.4 D5	136	04/05→12/08	➡	12/05→ 07/07		03.0137-9283.2 669283	
2.4 D5 AWD	136	05/05→08/07					
2.4 D5 AWD	120	07/02→08/07	➡	03/03→ 07/07		03.0137-9283.2 669283	
2.5 T	154	07/01→08/07	➡	04/04→ 07/07		03.0137-9283.2 669283	
2.5 T AWD	154	07/02→08/07	➡	09/02→ 07/07		03.0137-9283.2 669283	
2.5 TDI	103	11/99→08/07	➡	03/00→ 07/07		03.0137-9283.2 669283	
 Seilzug, Feststellbremse							
2.0 T	132	11/99→08/07		07/01→ 07/07; Scheibenbremse; 	2	24.3727-1303.2 581303	L= 1.962
2.3	195	10/00→09/04		Scheibenbremse; 	2	24.3727-1303.2 581303	L= 1.962
2.3 T5	184	11/99→12/04		03/00→; Scheibenbremse; 	2	24.3727-1303.2 581303	L= 1.962
2.4 T	147	11/99→08/03					
2.4	103 - 125	03/00→08/07		→ 07/07; Scheibenbremse; 	2	24.3727-1303.2 581303	L= 1.962
2.4 CDI	90	07/05→12/08					
2.4 T5	191	04/04→08/07					
2.4 D	93	04/05→12/08		05/05→ 07/07; Scheibenbremse; 	2	24.3727-1303.2 581303	L= 1.962
2.4 D	96	07/01→08/07		12/01→ 07/07; Scheibenbremse; 	2	24.3727-1303.2 581303	L= 1.962
2.4 D5	120	01/01→12/08		08/01→ 07/07; Scheibenbremse; 	2	24.3727-1303.2 581303	L= 1.962
2.4 D5	136	04/05→12/08		12/05→ 07/07; Scheibenbremse; 	2	24.3727-1303.2 581303	L= 1.962
2.5 T	154	07/01→08/07		04/04→ 07/07; Scheibenbremse; 	2	24.3727-1303.2 581303	L= 1.962
2.5 TDI	103	11/99→08/07		03/00→ 07/07; Scheibenbremse; 	2	24.3727-1303.2 581303	L= 1.962
VOLVO - V90 I Kombi (965) 11/96→12/98							
 Bremsbackensatz, Feststellbremse							
2.5	125 - 132	11/96→10/98	➡			03.0137-0299.2 650299	Ø 160 x 25
2.9	132 - 150	01/97→12/98					
Zubehörsatz, Feststellbremsbacken							
2.5	125 - 132	11/96→10/98	➡			03.0137-9199.2 669199	
2.9	132 - 150	01/97→12/98					
VOLVO - XC70 CROSS COUNTRY I (295) 10/97→10/07							
 Bremsbackensatz, Feststellbremse							
2.4 D5 AWD	136	12/05→08/07	➡	→ 07/07		03.0137-0450.2 650450	Ø 176 x 25
2.4 D5 XC AWD	120	09/02→08/07					
2.5 T XC AWD	154	09/02→08/07					
2.4 T XC AWD	142 - 147	11/97→09/02	➡			03.0137-0450.2 650450	Ø 176 x 25
Zubehörsatz, Feststellbremsbacken							
2.4 D5 AWD	136	12/05→08/07	➡	→ 07/07		03.0137-9283.2 669283	
2.4 D5 XC AWD	120	09/02→08/07					
2.5 T XC AWD	154	09/02→08/07					
2.4 T XC AWD	142 - 147	11/97→09/02	➡			03.0137-9283.2 669283	
VOLVO - XC90 I (275) 06/02→01/15							
 Bremsbackensatz, Feststellbremse							
2.5	153	01/03→12/06	➡			03.0137-3034.2 653034	Ø 178 x 25 - HEB
→							













	kw			 	! #		
VOLVO - XC90 I (275) 06/02→01/15							
 Bremsbackensatz, Feststellbremse							
2.5 AWD 2.5 T AWD 3.2 3.2 AWD D3 / D5 D5 AWD T6 AWD V8 AWD	153 154 175 - 179 179 120 120 - 155 200 232 - 235	06/02→12/14 10/02→09/14 09/11→09/14 04/10→09/14 04/09→12/14 10/02→12/14 10/02→12/06 09/04→12/10	➡			03.0137-3034.2 653034	Ø 178 x 25 - HEB
3.2 AWD D5 AWD	175 136	03/06→12/10 04/05→12/10	➡	05/06→		03.0137-3034.2 653034	Ø 178 x 25 - HEB
Zubehörsatz, Feststellbremsbacken							
2.5 2.5 AWD 2.5 T AWD 3.2 3.2 AWD D3 / D5 D5 AWD T6 AWD V8 AWD	153 153 154 175 - 179 120 120 - 155 200 232 - 235	01/03→12/06 06/02→12/14 10/02→09/14 09/11→09/14 04/10→09/14 04/09→12/14 10/02→12/14 10/02→12/06 09/04→12/10	➡			03.0137-9327.2 669327	
3.2 AWD D5 AWD	175 136	03/06→12/10 04/05→12/10	➡	05/06→		03.0137-9327.2 669327	
VOLVO - XC90 I VAN (275) 06/02→01/15							
 Bremsbackensatz, Feststellbremse							
2.4 D4 2.4 D5 AWD	120 147	09/13→12/14 09/13→12/14	➡			03.0137-3034.2 653034	Ø 178 x 25 - HEB
Zubehörsatz, Feststellbremsbacken							
2.4 D4 2.4 D5 AWD	120 147	09/13→12/14 09/13→12/14	➡			03.0137-9327.2 669327	
VW - AMAROK (2HA, 2HB, S1B, S6B, S7A, S7B) 09/10→							
 Radbremszylinder							
2.0 BiTDI 2.0 BiTDI 4motion 2.0 TDI 2.0 TDI 4motion 2.0 TSI 3.0 TDI 3.0 TDI 4motion	120 - 132 120 - 132 90 - 103 90 - 103 118 120 150 - 190	09/10→ 09/10→ 09/10→ 09/10→ 12/10→10/16 06/16→ 06/16→	➡	+PR 2E3	2	24.3226-1703.3 020573	ALU
3.0 TDI 4motion	120 - 165	06/16→	➡	09/16→; +PR 2E3	2	24.3226-1703.3 020573	ALU
Zubehörsatz, Bremsbacken							
2.0 BiTDI 2.0 BiTDI 4motion 2.0 TDI 2.0 TDI 4motion 2.0 TSI 3.0 TDI 3.0 TDI 4motion	120 - 132 120 - 132 90 - 103 90 - 103 118 120 150 - 190	09/10→ 09/10→ 09/10→ 09/10→ 12/10→10/16 06/16→ 06/16→	➡	+PR 2E3		03.0137-9320.2 669320	
3.0 TDI 4motion	120 - 165	06/16→	➡	09/16→; +PR 2E3		03.0137-9320.2 669320	
 Bremsbackensatz							
2.0 BiTDI 2.0 BiTDI 4motion 2.0 TDI →	120 - 132 120 - 132 90 - 103	09/10→ 09/10→ 09/10→	➡	+PR 2E3		03.0137-0508.2 650508	Ø 294 x 57 + HEB













	kw					! #		
VW - AMAROK (2HA, 2HB, S1B, S6B, S7A, S7B) 09/10→								
 Bremsbackensatz								
2.0 TDI 4motion	90 - 103	09/10→	➡	+PR 2E3			03.0137-0508.2 650508	Ø 294 x 57 + HEB
2.0 TSI	118	12/10→10/16						
3.0 TDI	120	06/16→						
3.0 TDI 4motion	150 - 190	06/16→						
3.0 TDI 4motion	120 - 165	06/16→	➡	09/16→; +PR 2E3			03.0137-0508.2 650508	Ø 294 x 57 + HEB
VW - AMAROK Pritsche/Fahrgestell (S1B, S6B, S7B) 09/11→								
 Radbremszylinder								
2.0 BiTDI	132	09/11→07/19	➡	11/11→; +PR 2E3			24.3226-1703.3 020573	ALU
2.0 BiTDI 4motion	132	09/11→07/19	➡	+PR 2E3			24.3226-1703.3 020573	ALU
3.0 TDI 4motion	150 - 190	06/16→						
2.0 TDI	90 - 103	09/11→10/16	➡	07/12→; +PR 2E3			24.3226-1703.3 020573	ALU
2.0 TDI 4motion	103	09/11→10/16	➡	06/12→; +PR 2E3			24.3226-1703.3 020573	ALU
Zubehörsatz, Bremsbacken								
2.0 BiTDI	132	09/11→07/19	➡	11/11→; +PR 2E3			03.0137-9320.2 669320	
2.0 BiTDI 4motion	132	09/11→07/19	➡					
2.0 TDI	90 - 103	09/11→10/16	➡	07/12→; +PR 2E3			03.0137-9320.2 669320	
2.0 TDI 4motion	103	09/11→10/16	➡	06/12→; +PR 2E3			03.0137-9320.2 669320	
3.0 TDI 4motion	150 - 190	06/16→	➡	+PR 2E3			03.0137-9320.2 669320	
 Bremsbackensatz								
2.0 BiTDI	132	09/11→07/19	➡	11/11→; +PR 2E3			03.0137-0508.2 650508	Ø 294 x 57 + HEB
2.0 BiTDI 4motion	132	09/11→07/19	➡	+PR 2E3			03.0137-0508.2 650508	Ø 294 x 57 + HEB
3.0 TDI 4motion	150 - 190	06/16→						
2.0 TDI	90 - 103	09/11→10/16	➡	07/12→; +PR 2E3			03.0137-0508.2 650508	Ø 294 x 57 + HEB
2.0 TDI 4motion	103	09/11→10/16	➡	06/12→; +PR 2E3			03.0137-0508.2 650508	Ø 294 x 57 + HEB
VW - BEETLE (5C1, 5C2) 04/11→07/19								
 Seilzug, Feststellbremse								
1.2 TSI	77	07/11→07/19		12/11→; +PR 0N9; Scheibenbremse; ⚠	2	24.3727-3405.2 583405		L= 1.482
1.4 TSI	118	10/11→07/16						
2.5	125	04/11→07/19						
1.2 TSI 16V	77	12/14→07/19		+PR 0N9; Scheibenbremse; ⚠	2	24.3727-3405.2 583405		L= 1.482
1.6 TDI	77	10/11→07/16						
2.0 TDI	103	04/11→07/16						
1.4 TSI	110	12/14→07/19		+PR 0N9; Scheibenbremse; ⚠	2	24.3727-3405.2 583405		L= 1.482
2.0 TSI	130 - 162	12/14→07/19		+PR 0N4; Scheibenbremse; ⚠	1	24.3727-3406.2 583406		L= 1.498
2.0 TDI	81	06/14→09/18		12/14→; +PR 0N9; Scheibenbremse; ⚠	2	24.3727-3405.2 583405		L= 1.482
				12/14→; +PR 0N4; Scheibenbremse; ⚠	1	24.3727-3406.2 583406		L= 1.498
2.0 TDI	110	07/14→09/18		09/14→; +PR 0N9; Scheibenbremse; ⚠	2	24.3727-3405.2 583405		L= 1.482
2.0 TFSI	147	04/11→07/16		12/11→; +PR 0N9; Scheibenbremse; ⚠	2	24.3727-3405.2 583405		L= 1.482
				+PR 0N4; Scheibenbremse; ⚠	1	24.3727-3406.2 583406		L= 1.498
2.0 TSI	155	12/12→07/19		05/13→; +PR 0N9; Scheibenbremse; ⚠	2	24.3727-3405.2 583405		L= 1.482
				05/13→; +PR 0N4; Scheibenbremse; ⚠	1	24.3727-3406.2 583406		L= 1.498
VW - BEETLE Cabriolet (5C7, 5C8) 12/11→07/19								
 Seilzug, Feststellbremse								
1.2 TSI	77	12/11→07/19		11/12→; Scheibenbremse; ⚠	2	24.3727-3406.2 583406		L= 1.498
1.4 TSI	118	12/11→07/16						
1.6 TDI	77	12/11→07/16						
2.0 TDI	103	04/12→07/16						
2.0 TFSI	147	12/11→07/16						
1.2 TSI 16V	77	12/14→07/19		Scheibenbremse; ⚠	2	24.3727-3406.2 583406		L= 1.498
1.4 TSI	110	12/14→09/18						
2.0 TDI	110	09/14→09/18						
2.0 TSI	162	12/14→09/18						
2.0 TDI	81	06/14→09/18		12/14→; Scheibenbremse; ⚠	2	24.3727-3406.2 583406		L= 1.498
2.0 TSI	155	12/12→07/19		05/13→; Scheibenbremse; ⚠	2	24.3727-3406.2 583406		L= 1.498
2.5	125	12/11→07/16		12/12→; Scheibenbremse; ⚠	2	24.3727-3406.2 583406		L= 1.498















	kW					! #		
VW - BORA (9M2) 01/05→12/14								
 Seilzug, Feststellbremse								
2.0	85	01/05→12/14			→ 1J-YW238580; Scheibenbremse; 	2	24.3727-0149.2 580149	L= 1.688
					1J-YW238581→; Scheibenbremse; 	2	24.3727-0173.2 580173	L= 1.693
VW - BORA I (1J2) 10/98→12/13								
 Seilzug, Feststellbremse								
1.4 16V	55	03/00→05/05			→ 1J-YW238580; Scheibenbremse; 	2	24.3727-0149.2 580149	L= 1.688
1.6	74 - 75	10/98→05/05			1J-YW238581→; → 12/04; Scheibenbremse; 	2	24.3727-0173.2 580173	L= 1.693
1.8	92	10/98→05/05						
1.9 SDI	50	10/98→05/05						
2.0	85	10/98→12/13						
1.6	78	06/02→10/04			→ 1J-YW238580; Scheibenbremse; 	2	24.3727-0149.2 580149	L= 1.688
1.9 TDI	81	10/98→06/01			1J-YW238581→; Scheibenbremse; 	2	24.3727-0173.2 580173	L= 1.693
1.6 16V	77	05/00→05/05			→ 12/04; Scheibenbremse; 	2	24.3727-0173.2 580173	L= 1.693
1.6 FSI	81	01/02→05/05						
1.9 TDI	74	09/00→05/05						
1.8 4motion	92	02/99→05/05			→ 12/04; Scheibenbremse; 	2	24.3727-0175.2 580175	L= 1.723
1.9 TDI 4motion	74	09/00→05/05						
2.0 4motion	85	04/00→05/05						
2.3 V5 4motion	125	10/00→05/05						
1.8 T	110	05/00→05/05			09/00→ 12/04; Scheibenbremse; 	2	24.3727-0173.2 580173	L= 1.693
1.8 T	132	03/02→05/05			05/02→ 12/04; Scheibenbremse; 	2	24.3727-0173.2 580173	L= 1.693
1.9 TDI	66	10/98→05/05			→ 1J-YW238580; Scheibenbremse; 	2	24.3727-0149.2 580149	L= 1.688
					1J-YW238581→; → 06/01; Scheibenbremse; 	2	24.3727-0173.2 580173	L= 1.693
1.9 TDI	85	12/98→01/02			02/99→; → 1J-YW238580; Scheibenbremse; 	2	24.3727-0149.2 580149	L= 1.688
					1J-YW238581→; → 06/01; Scheibenbremse; 	2	24.3727-0173.2 580173	L= 1.693
1.9 TDI	96	11/00→05/05			04/01→ 12/04; Scheibenbremse; 	2	24.3727-0173.2 580173	L= 1.693
1.9 TDI	110	05/00→05/05			10/00→ 12/04; Scheibenbremse; 	2	24.3727-0173.2 580173	L= 1.693
1.9 TDI 4motion	66	11/98→04/02			02/99→ 06/01; Scheibenbremse; 	2	24.3727-0175.2 580175	L= 1.723
1.9 TDI 4motion	85	02/99→06/01			Scheibenbremse; 	2	24.3727-0175.2 580175	L= 1.723
1.9 TDI 4motion	96	11/00→05/05			04/01→ 12/04; Scheibenbremse; 	2	24.3727-0175.2 580175	L= 1.723
1.9 TDI 4motion	110	05/00→05/05			10/00→ 12/04; Scheibenbremse; 	2	24.3727-0175.2 580175	L= 1.723
2.3 V5	110	10/98→10/00			1J-YW238581→; Scheibenbremse; 	2	24.3727-0173.2 580173	L= 1.693
2.3 V5	125	10/00→05/05			1J-YW238581→; → 12/04; Scheibenbremse; 	2	24.3727-0173.2 580173	L= 1.693
2.3 V5 4motion	110	12/98→10/00			02/99→; Scheibenbremse; 	2	24.3727-0175.2 580175	L= 1.723
2.8 V6 4motion	150	03/99→05/05			05/99→ 12/04; Scheibenbremse; 	2	24.3727-0175.2 580175	L= 1.723
VW - BORA Variant (1J6) 05/99→05/05								
 Seilzug, Feststellbremse								
1.4 16V	55	09/01→05/05			→ 1J-YW238580; Scheibenbremse; 	2	24.3727-0149.2 580149	L= 1.688
1.6	74 - 75	05/99→05/05			1J-YW238581→; → 12/04; Scheibenbremse; 	2	24.3727-0173.2 580173	L= 1.693
2.0	85	05/99→05/05						
1.6 16V	77	02/00→05/05			→ 12/04; Scheibenbremse; 	2	24.3727-0173.2 580173	L= 1.693
1.6 FSI	81	01/02→05/05						
1.8 T	132	05/02→05/05						
1.9 TDI	74 - 110	09/00→05/05						
1.8 4motion	92	05/99→05/05			→ 12/04; Scheibenbremse; 	2	24.3727-0175.2 580175	L= 1.723
1.9 TDI 4motion	74 - 110	09/00→05/05						
2.0 4motion	85	04/00→05/05						
2.3 V5 4motion	125	10/00→05/05						
2.8 V6 4motion	150	05/99→05/05						
1.8 T	110	05/00→05/05			09/00→ 12/04; Scheibenbremse; 	2	24.3727-0173.2 580173	L= 1.693
1.9 TDI	66	07/04→05/05			→ 1J-YW238580; Scheibenbremse; 	2	24.3727-0149.2 580149	L= 1.688
1.9 TDI	81 - 85	05/99→06/01			→ 1J-YW238580; Scheibenbremse; 	2	24.3727-0149.2 580149	L= 1.688
					1J-YW238581→; Scheibenbremse; 	2	24.3727-0173.2 580173	L= 1.693
1.9 TDI	96	11/00→05/05			04/01→ 12/04; Scheibenbremse; 	2	24.3727-0173.2 580173	L= 1.693
1.9 TDI 4motion	85	05/99→06/01			Scheibenbremse; 	2	24.3727-0175.2 580175	L= 1.723
2.3 V5 4motion	110	05/99→10/00						
1.9 TDI 4motion	96	11/00→05/05			04/01→ 12/04; Scheibenbremse; 	2	24.3727-0175.2 580175	L= 1.723
2.0 4motion	88	12/99→05/03			04/00→; Scheibenbremse; 	2	24.3727-0175.2 580175	L= 1.723
2.3 V5	110	05/99→10/00			1J-YW238581→; Scheibenbremse; 	2	24.3727-0173.2 580173	L= 1.693
2.3 V5	125	10/00→05/05			1J-YW238581→; → 12/04; Scheibenbremse; 	2	24.3727-0173.2 580173	L= 1.693










	kw					! #		
VW - CADDY II Großraumlimousine (9K9B) 11/95→12/04								
 Radbremszylinder								
1.4 1.4 16V 1.6 1.7 SDI 1.9 D 1.9 SDI 1.9 TDI	44 55 55 42 47 47 66	11/95→06/03 08/00→01/04 11/95→09/00 07/96→09/00 11/95→01/04 11/95→01/04 10/96→01/04	➔			2	24.3220-0909.3 020210	ALU
Zubehörsatz, Bremsbacken								
1.4 1.4 16V 1.6 1.7 SDI 1.9 D 1.9 SDI 1.9 TDI	44 55 55 42 47 47 66	11/95→06/03 08/00→01/04 11/95→09/00 07/96→09/00 11/95→01/04 11/95→01/04 10/96→01/04	➔	9K-Y-500748→; 			03.0137-9149.2 669149 03.0137-9164.2 669164	
 Bremstrommel								
1.4 1.4 16V 1.6 1.7 SDI 1.9 D 1.9 SDI 1.9 TDI	44 55 55 42 47 47 66	11/95→06/03 08/00→01/04 11/95→09/00 07/96→09/00 11/95→01/04 11/95→01/04 10/96→01/04	➔	→ 9K-Y-500747; - ABS → 9K-Y-500747; + ABS 9K-Y-500748→			24.0223-0015.1 480073 24.0223-0019.1 480176 24.0223-0020.1 480177	Ø 275 x 51 / 231 - RLG Ø 275 x 50,5 / 231 - RLG / + ABS Ring Ø 290 x 39,7 / 231,5
 Bremsbackensatz								
1.4 1.4 16V 1.6 1.7 SDI 1.9 D 1.9 SDI 1.9 TDI	44 55 55 42 47 47 66	11/95→06/03 08/00→01/04 11/95→09/00 07/96→09/00 11/95→01/04 11/95→01/04 10/96→01/04	➔	→ 9K-Y-500747 9K-Y-500748→			03.0137-0264.2 650264 03.0520-6120.3 696120 03.0525-0009.3 EQ0009 03.0137-0357.2 650357 03.0520-6920.3 696920	Ø 230 x 40 + HEB VW Ø 230 x 40 + RZ / + Zub TopKit VW Ø 230 x 40 - RZ / + Zub Easy Quick Ø 230 x 32 + HEB Ø 230 x 32 + RZ / + Zub TopKit
 Seilzug, Feststellbremse								
1.4 1.4 16V 1.6 1.7 SDI 1.9 D 1.9 SDI 1.9 TDI	44 55 55 42 47 47 66	11/95→06/03 08/00→01/04 11/95→09/00 07/96→09/00 11/95→01/04 11/95→01/04 10/96→01/04		Trommelbremse; 		2	24.3727-2700.2 582700	L= 1.671
VW - CADDY II Kasten/Großraumlimousine (9K9A) 11/95→01/04								
 Radbremszylinder								
1.4 1.7 SDI 1.9 D 1.9 SDI 1.9 TDI 60 1.4 75 1.6	55 42 47 47 66 44 55	08/00→01/04 07/96→09/00 11/95→01/04 11/95→01/04 09/96→01/04 11/95→01/04 11/95→09/00	➔				24.3220-0909.3 020210	ALU
Zubehörsatz, Bremsbacken								
1.4 1.7 SDI 1.9 D 1.9 SDI 1.9 TDI 60 1.4 75 1.6	55 42 47 47 66 44 55	08/00→01/04 07/96→09/00 11/95→01/04 11/95→01/04 09/96→01/04 11/95→01/04 11/95→09/00	➔	9K-Y-500748→; 			03.0137-9149.2 669149 03.0137-9164.2 669164	
 Bremstrommel								
1.4 1.7 SDI 1.9 D 1.9 SDI 1.9 TDI 60 1.4 75 1.6	55 42 47 47 66 44 55	08/00→01/04 07/96→09/00 11/95→01/04 11/95→01/04 09/96→01/04 11/95→01/04 11/95→09/00	➔	→ 9K-Y-500747; - ABS → 9K-Y-500747; + ABS 9K-Y-500748→			24.0223-0015.1 480073 24.0223-0019.1 480176 24.0223-0020.1 480177	Ø 275 x 51 / 231 - RLG Ø 275 x 50,5 / 231 - RLG / + ABS Ring Ø 290 x 39,7 / 231,5
 Bremsbackensatz								
1.4 1.7 SDI 1.9 D 1.9 SDI ➔	55 42 47 47	08/00→01/04 07/96→09/00 11/95→01/04 11/95→01/04	➔	→ 9K-Y-500747			03.0137-0264.2 650264 03.0520-6120.3 696120	Ø 230 x 40 + HEB VW Ø 230 x 40 + RZ / + Zub TopKit











	kw					! #		
VW - CADDY II Kasten/Großraumlimousine (9K9A) 11/95→01/04								
 Bremsbackensatz								
1.9 TDI 60 1.4 75 1.6	66 44 55	09/96→01/04 11/95→01/04 11/95→09/00	➔	→ 9K-Y-500747			03.0525-0009.3 EQ0009	VW Ø 230 x 40 - RZ / + Zub Easy Quick
			➔	9K-Y-500748→			03.0137-0357.2 650357 03.0520-6920.3 696920	Ø 230 x 32 + HEB Ø 230 x 32 + RZ / + Zub TopKit
 Seilzug, Feststellbremse								
1.4 1.7 SDI 1.9 D 1.9 SDI 1.9 TDI 60 1.4 75 1.6	55 42 47 47 66 44 55	08/00→01/04 07/96→09/00 11/95→01/04 11/95→01/04 09/96→01/04 11/95→01/04 11/95→09/00		Trommelbremse; 	2		24.3727-2700.2 582700	L= 1.671
VW - CADDY II Pick-up (9U7) 06/96→12/00								
 Radbremszylinder								
1.6 1.9 D	55 47	06/96→12/00 06/96→12/00	➔	10/97→; + ABS	2		24.3219-1721.3 020422	GG
			➔	10/97→; - ABS	2		24.3222-1712.3 020424	GG
Zubehörsatz, Bremsbacken								
1.6 1.9 D	55 47	06/96→12/00 06/96→12/00	➔	10/97→			03.0137-9168.2 669168	VW
 Bremstrommel								
1.6 1.9 D	55 47	06/96→12/00 06/96→12/00	➔	10/97→			24.0220-0018.1 480019 24.0220-0718.2 480209	Ø 240 x 50 / 201 - RLG / - ABS Ring Ø 240 x 50 / 201 + RLG / - ABS Ring
 Bremsbackensatz								
1.6 1.9 D	55 47	06/96→12/00 06/96→12/00	➔	10/97→			03.0137-0268.2 650268	VW Ø 200 x 40 + HEB
			➔	10/97→; + ABS			03.0520-5319.3 695319	Ø 200 x 40 + RZ / + Zub TopKit
			➔	10/97→; - ABS			03.0520-7022.3 697022	VW Ø 200 x 40 + RZ / + Zub TopKit
 Seilzug, Feststellbremse								
1.6 1.9 D	55 47	06/96→12/00 06/96→12/00		10/97→; Trommelbremse; 	2		24.3727-2508.2 582508	L= 1.782
VW - CADDY III Großraumlimousine (2KB, 2KJ, 2CB, 2CJ) 03/04→05/15								
 Seilzug, Feststellbremse								
1.2 TSI 1.6 TDI 2.0 TDI	63 - 77 55 - 75 125	09/10→05/15 08/10→05/15 05/12→05/15		+PR 0E1; für Fahrzeuge mit verstärktem Fahrwerk; 	2		24.3727-0188.2 580188	L= 1.713
				+PR 0E2; 	2		24.3727-0194.2 580194	L= 2.030
1.4 1.9 D	55 48	03/04→05/06 10/05→06/09		→ 2K-8-075000; Scheibenbremse; 	2		24.3727-0188.2 580188	L= 1.713
				2K-8-075001→; +PR 0E1; Scheibenbremse; 	2		24.3727-0188.2 580188	L= 1.713
				2K-8-075001→; +PR 0E2; 	2		24.3727-0194.2 580194	L= 2.030
1.4 1.6 1.9 TDI	59 75 55 - 77	05/06→08/10 04/04→05/15 04/04→08/10		11/09→; +PR 0E1; für Fahrzeuge mit verstärktem Fahrwerk; 	2		24.3727-0188.2 580188	L= 1.713
2.0 EcoFuel 2.0 SDI 2.0 TDI	80 51 103	04/06→05/15 03/04→08/10 09/07→08/10		2K-8-075001→; +PR 0E1; → 10/09; Scheibenbremse; 	2		24.3727-0188.2 580188	L= 1.713
				→ 2K-8-075000; Scheibenbremse; 	2		24.3727-0188.2 580188	L= 1.713
				2K-8-075001→; +PR 0E2; → 10/09; 	2		24.3727-0194.2 580194	L= 2.030
				11/09→; +PR 0E2; 	2		24.3727-0194.2 580194	L= 2.030
1.6 BiFuel 2.0 TDI 16V	75 103	05/11→05/15 11/10→05/15		→ 2K-8-075000; Scheibenbremse; 	2		24.3727-0188.2 580188	L= 1.713
				+PR 0E1; für Fahrzeuge mit verstärktem Fahrwerk; 	2		24.3727-0188.2 580188	L= 1.713
				+PR 0E2; 	2		24.3727-0194.2 580194	L= 2.030
1.9 TDI 4motion	77	05/08→08/10		2K-8-075001→; +PR 0E1; → 10/09; Scheibenbremse; 	2		24.3727-0188.2 580188	L= 1.713
				→ 2K-8-075000; Scheibenbremse; 	2		24.3727-0188.2 580188	L= 1.713
				2K-8-075001→; +PR 0E2; → 10/09; 	2		24.3727-0194.2 580194	L= 2.030
→								

	kw					! #		
VW - CADDY III Großraumlimousine (2KB, 2KJ, 2CB, 2CJ) 03/04→05/15								
 Seilzug, Feststellbremse								
2.0 TDI	81	08/10→05/15		10/10→; +PR 0E1; für Fahrzeuge mit verstärktem Fahrwerk; ⬇	2	24.3727-0188.2	580188	L= 1.713
				10/10→; +PR 0E2; ⬇	2	24.3727-0194.2	580194	L= 2.030
VW - CADDY III Kasten/Großraumlimousine (2KA, 2KH, 2CA, 2CH) 03/04→05/15								
 Seilzug, Feststellbremse								
1.2 TSI	63 - 77	09/10→05/15		+PR 0E1; für Fahrzeuge mit verstärktem Fahrwerk; ⬇	2	24.3727-0188.2	580188	L= 1.713
1.6 TDI	55 - 75	08/10→05/15						
2.0 TDI	125	05/12→05/15		+PR 0E2; ⬇	2	24.3727-0194.2	580194	L= 2.030
1.4	55	03/04→05/06		→ 2K-8-075000; Scheibenbremse; ⬇	2	24.3727-0188.2	580188	L= 1.713
				2K-8-075001→; +PR 0E1; Scheibenbremse; ⬇	2	24.3727-0188.2	580188	L= 1.713
				2K-8-075001→; +PR 0E2; ⬇	2	24.3727-0194.2	580194	L= 2.030
1.4	59	05/06→08/10		11/09→; +PR 0E1; für Fahrzeuge mit verstärktem Fahrwerk; ⬇	2	24.3727-0188.2	580188	L= 1.713
1.6	75	04/04→05/15						
1.9 TDI	55 - 77	04/04→08/10						
2.0 EcoFuel	80	04/06→05/15		2K-8-075001→; +PR 0E1; → 10/09; Scheibenbremse; ⬇	2	24.3727-0188.2	580188	L= 1.713
2.0 SDI	51	03/04→08/10						
2.0 TDI	103	09/07→08/10		→ 2K-8-075000; Scheibenbremse; ⬇	2	24.3727-0188.2	580188	L= 1.713
				2K-8-075001→; +PR 0E2; → 10/09; ⬇	2	24.3727-0194.2	580194	L= 2.030
				11/09→; +PR 0E2; ⬇	2	24.3727-0194.2	580194	L= 2.030
1.6 BiFuel	75	05/11→05/15		→ 2K-8-075000; Scheibenbremse; ⬇	2	24.3727-0188.2	580188	L= 1.713
2.0 TDI	62	11/10→05/15						
2.0 TDI 16V	103	11/10→05/15		+PR 0E1; für Fahrzeuge mit verstärktem Fahrwerk; ⬇	2	24.3727-0188.2	580188	L= 1.713
2.0 TDI 16V 4motion	103	11/10→05/15						
				+PR 0E2; ⬇	2	24.3727-0194.2	580194	L= 2.030
1.9 TDI 4motion	77	11/08→08/10		2K-8-075001→; +PR 0E1; → 10/09; Scheibenbremse; ⬇	2	24.3727-0188.2	580188	L= 1.713
				→ 2K-8-075000; Scheibenbremse; ⬇	2	24.3727-0188.2	580188	L= 1.713
				2K-8-075001→; +PR 0E2; → 10/09; ⬇	2	24.3727-0194.2	580194	L= 2.030
2.0 TDI	81	08/10→05/15		10/10→; +PR 0E1; für Fahrzeuge mit verstärktem Fahrwerk; ⬇	2	24.3727-0188.2	580188	L= 1.713
				10/10→; +PR 0E2; ⬇	2	24.3727-0194.2	580194	L= 2.030
VW - CADDY Kasten/Großraumlimousine (6K9, 9E7, 9E9) 09/02→12/09								
 Seilzug, Feststellbremse								
1.9 D	47	10/05→06/09		→ 2K-8-075000; Scheibenbremse; ⬇	2	24.3727-0188.2	580188	L= 1.713
				2K-8-075001→; +PR 0E1; Scheibenbremse; ⬇	2	24.3727-0188.2	580188	L= 1.713
				2K-8-075001→; +PR 0E2; ⬇	2	24.3727-0194.2	580194	L= 2.030
VW - CRAFTER 30-35 Bus (2E_) 04/06→12/16								
 Bremsbackensatz, Feststellbremse								
2.0 TDI	80 - 100	05/11→12/16	➡	07/11→; +PR 0WC / 0WL		03.0137-4003.2	654003	Ø 180 x 25 + Zub
			➡	07/11→; +PR 0WF		03.0137-4008.2	654008	Ø 172 x 42 - HEB / + Zub
2.0 TDI	84 - 120	07/11→12/16	➡	+PR 0WC / 0WL		03.0137-4003.2	654003	Ø 180 x 25 + Zub
2.0 TDI 4motion	120	11/11→12/16	➡	+PR 0WF		03.0137-4008.2	654008	Ø 172 x 42 - HEB / + Zub
2.5 TDI	65 - 120	04/06→05/13						
Zubehörsatz, Feststellbremsbacken								
2.0 TDI	80 - 100	05/11→12/16		07/11→; +PR 0WC / 0WL		03.0137-9700.2	669700	
			➡	07/11→; +PR 0WC / 0WL		03.0137-9704.2	669704	
2.0 TDI	84 - 120	07/11→12/16		+PR 0WC / 0WL		03.0137-9700.2	669700	
2.0 TDI 4motion	120	11/11→12/16	➡	+PR 0WC / 0WL		03.0137-9704.2	669704	
2.5 TDI	65 - 120	04/06→05/13						
VW - CRAFTER 30-50 Kasten (2E_) 04/06→12/16								
 Bremsbackensatz, Feststellbremse								
2.0 TDI	80 - 100	05/11→12/16	➡	07/11→; +PR 0WC / 0WL		03.0137-4003.2	654003	Ø 180 x 25 + Zub
			➡	07/11→; +PR 0WF		03.0137-4008.2	654008	Ø 172 x 42 - HEB / + Zub
→								



















	kw					! #		
VW - CRAFTER 30-50 Kasten (2E_) 04/06→12/16								
 Bremsbackensatz, Feststellbremse								
2.0 TDI	84 - 120	07/11→12/16	➡	+PR 0WC / OWL		03.0137-4003.2	654003	Ø 180 x 25 + Zub
2.0 TDI 4motion 2.5 TDI	120 65 - 120	07/11→12/16 04/06→05/13	➡	+PR 0WF		03.0137-4008.2	654008	Ø 172 x 42 - HEB / + Zub
Zubehörsatz, Feststellbremsbacken								
2.0 TDI	80 - 100	05/11→12/16	➡	07/11→; +PR 0WC / OWL		03.0137-9700.2	669700	
			➡	07/11→; +PR 0WC / OWL		03.0137-9704.2	669704	
2.0 TDI	84 - 120	07/11→12/16	➡	+PR 0WC / OWL		03.0137-9700.2	669700	
2.0 TDI 4motion 2.5 TDI	120 120	07/11→12/16 04/06→05/13	➡	+PR 0WC / OWL		03.0137-9704.2	669704	
VW - CRAFTER 30-50 Pritsche/Fahrgestell (2F_) 04/06→12/16								
 Bremsbackensatz, Feststellbremse								
2.0 TDI	80 - 100	05/11→12/16	➡	07/11→; +PR 0WC / OWL		03.0137-4003.2	654003	Ø 180 x 25 + Zub
			➡	07/11→; +PR 0WF		03.0137-4008.2	654008	Ø 172 x 42 - HEB / + Zub
2.0 TDI	84 - 120	07/11→12/16	➡	+PR 0WC / OWL		03.0137-4003.2	654003	Ø 180 x 25 + Zub
2.0 TDI 4motion 2.5 TDI	120 120	11/11→12/16 04/06→05/13	➡	+PR 0WF		03.0137-4008.2	654008	Ø 172 x 42 - HEB / + Zub
Zubehörsatz, Feststellbremsbacken								
2.0 TDI	80 - 100	05/11→12/16	➡	07/11→; +PR 0WC / OWL		03.0137-9700.2	669700	
			➡	07/11→; +PR 0WC / OWL		03.0137-9704.2	669704	
2.0 TDI	84 - 120	07/11→12/16	➡	+PR 0WC / OWL		03.0137-9700.2	669700	
2.0 TDI 4motion 2.5 TDI	120 120	11/11→12/16 04/06→05/13	➡	+PR 0WC / OWL		03.0137-9704.2	669704	
VW - EOS (1F7, 1F8) 03/06→08/15								
 Seilzug, Feststellbremse								
1.4 TSI	90 - 118	11/07→08/15		↓	2	24.3727-0195.2	580195	L= 1.447
1.6 FSI	85	06/06→05/08						
2.0 FSI	110	03/06→05/08						
2.0 TDI	100 - 103	06/06→08/15						
2.0 TDI 16V	103	05/08→08/15						
2.0 TFSI	147	03/06→08/15						
2.0 TSI	155	11/09→08/15						
3.2 V6	184	06/06→05/09						
3.6 V6	191	05/09→11/10						
VW - FOX Schrägheck (5Z1, 5Z3, 5Z4) 08/03→10/15								
 Radbremszylinder								
1.2	40	04/05→07/11	➡		2	24.3217-0908.3	020167	ALU
1.4	55	04/05→12/09						
1.4 TDI	51	04/05→12/09						
1.2	44	09/10→12/11	➡	→ 08/11	2	24.3217-0908.3	020167	ALU
1.6	74	10/03→08/14						
1.6 Total Flex	74	10/03→08/14						
Zubehörsatz, Bremsbacken								
1.2	40	04/05→07/11	➡			03.0137-9168.2	669168	VW
1.4	55	04/05→12/09						
1.4 TDI	51	04/05→12/09						
1.2	44	09/10→12/11	➡	→ 08/11		03.0137-9168.2	669168	VW
1.6	74	10/03→08/14						
1.6 Total Flex	74	10/03→08/14						
 Bremstrommel								
1.2	40	04/05→07/11	➡			24.0220-0037.1	480161	Ø 240 x 50,1 / 201,5
1.4	55	04/05→12/09						
1.4 TDI	51	04/05→12/09						
1.2	44	09/10→12/11	➡	→ 08/11		24.0220-0037.1	480161	Ø 240 x 50,1 / 201,5
1.6	74	10/03→08/14						
1.6 Total Flex	74	10/03→08/14						














	kw			 	! #		
VW - FOX Schrägheck (5Z1, 5Z3, 5Z4) 08/03→10/15							
 Bremsbackensatz							
1.2 1.4 1.4 TDI	40 55 51	04/05→07/11 04/05→12/09 04/05→12/09	➔			03.0137-0268.2 650268 03.0520-4817.3 694817	VW Ø 200 x 40 + HEB Ø 200 x 40 + RZ / + Zub TopKit
1.2 1.6 1.6 Total Flex	44 74 74	09/10→12/11 10/03→08/14 10/03→08/14	➔	→ 08/11		03.0137-0268.2 650268 03.0520-4817.3 694817	VW Ø 200 x 40 + HEB Ø 200 x 40 + RZ / + Zub TopKit
 Seilzug, Feststellbremse							
1.2 1.4 1.4 TDI	40 55 51	04/05→07/11 04/05→12/09 04/05→12/09		+PR 1BA; Trommelbremse; ⚠	2	24.3727-0199.2 580199	L= 1.580
1.2 1.6 1.6 Total Flex	44 74 74	09/10→12/11 10/03→08/14 10/03→08/14		→ 08/11; +PR 1BA; Trommelbremse; ⚠	2	24.3727-0199.2 580199	L= 1.580
VW - FOX Van (5Z1) 09/10→12/11							
 Radbremszylinder							
1.2	44	09/10→12/11	➔	→ 08/11		24.3217-0908.3 020167	ALU
Zubehörsatz, Bremsbacken							
1.2	44	09/10→12/11	➔	→ 08/11		03.0137-9168.2 669168	VW
 Bremstrommel							
1.2	44	09/10→12/11	➔	→ 08/11		24.0220-0037.1 480161	Ø 240 x 50,1 / 201,5
 Bremsbackensatz							
1.2	44	09/10→12/11	➔	→ 08/11		03.0137-0268.2 650268 03.0520-4817.3 694817	VW Ø 200 x 40 + HEB Ø 200 x 40 + RZ / + Zub TopKit
 Seilzug, Feststellbremse							
1.2	44	09/10→12/11		→ 08/11; +PR 1BA; Trommelbremse; ⚠	2	24.3727-0199.2 580199	L= 1.580
VW - GOLF III (1H1) 10/89→07/98							
 Radbremszylinder							
1.4 1.9 TD GTD	40 55 55	11/91→08/97 11/91→08/97 11/91→08/97	➔		2	03.3215-2311.3 020018 24.3215-0903.3 020154	GG ALU
1.4	44	10/91→08/97	➔	11/91→	2	03.3215-2311.3 020018 24.3215-0903.3 020154	GG ALU
1.6 1.9 SDI	55 47	09/92→08/97 07/95→08/97	➔		2	03.3217-2112.3 020027 24.3217-0908.3 020167	GG ALU
1.6	74	07/95→08/97	➔	Automatikgetriebe	2	03.3217-2112.3 020027 24.3217-0908.3 020167	GG ALU
			➔	→ 1H-S-246940; Schaltgetriebe	2	03.3217-2112.3 020027 24.3217-0908.3 020167	GG ALU
			➔	1H-S-246941→; Schaltgetriebe	2	24.3219-0909.3 020188	ALU
1.8	55 - 66	11/91→08/97	➔	→ 1H-S-246940; Automatikgetriebe	2	03.3215-2311.3 020018 24.3215-0903.3 020154	GG ALU
			➔	1H-S-246941→; Automatikgetriebe	2	03.3217-2112.3 020027 24.3217-0908.3 020167	GG ALU
			➔	→ 1H-S-246940; Schaltgetriebe	2	03.3217-2112.3 020027 24.3217-0908.3 020167	GG ALU
			➔	1H-S-246941→; Schaltgetriebe	2	24.3219-0909.3 020188	ALU
1.8 Syncro	66	01/93→08/97	➔	→ 1H-S-400000	2	24.3220-0909.3 020210	ALU
			➔	1H-S-400001→	2	24.3222-0913.3 020255	ALU
1.9 D	47	11/91→08/97	➔	08/93→; → 1H-S-246940	2	03.3215-2311.3 020018 24.3215-0903.3 020154	GG ALU
			➔		2	03.3217-2112.3 020027 24.3217-0908.3 020167	GG ALU
			➔	1H-S-246941→; → 07/95	2	03.3217-2112.3 020027 24.3217-0908.3 020167	GG ALU
1.9 TDI	66	08/93→08/97	➔	10/93→	2	03.3217-2112.3 020027 24.3217-0908.3 020167	GG ALU
			➔		2	24.3222-0913.3 020255	ALU
1.9 TDI Syncro 2.0 Syncro →	66 85	08/95→08/97 08/95→08/97	➔		2	24.3222-0913.3 020255	ALU








































	kw			 	! #		
VW - GOLF III (1H1) 10/89→07/98							
Zubehörsatz, Bremsbacken							
1.4 1.6 1.8 1.9 SDI 1.9 TD GTD	40 55 55 - 66 47 55 55	11/91→08/97 09/92→08/97 11/91→08/97 07/95→08/97 11/91→08/97 11/91→08/97	➔			03.0137-9168.2 669168	VW
1.4	44	10/91→08/97	➔	11/91→		03.0137-9168.2 669168	VW
1.8 Syncro 1.9 TDI Syncro 2.0 Syncro	66 66 85	01/93→08/97 08/95→08/97 08/95→08/97	➔			03.0137-9044.2 669044	
1.9 D	47	11/91→08/97	➔			03.0137-9168.2 669168	VW
			➔	08/93→ 07/95		03.0137-9168.2 669168	VW
1.9 TDI	66	08/93→08/97	➔	10/93→		03.0137-9168.2 669168	VW
 Bremstrommel							
1.4 1.6 1.8 1.9 SDI 1.9 TD GTD	40 55 55 - 66 47 55 55	11/91→08/97 09/92→08/97 11/91→08/97 07/95→08/97 11/91→08/97 11/91→08/97	➔			24.0220-0018.1 480019 24.0220-0718.2 480209	Ø 240 x 50 / 201 - RLG / - ABS Ring Ø 240 x 50 / 201 + RLG / - ABS Ring
1.4	44	10/91→08/97	➔	11/91→		24.0220-0018.1 480019 24.0220-0718.2 480209	Ø 240 x 50 / 201 - RLG / - ABS Ring Ø 240 x 50 / 201 + RLG / - ABS Ring
1.8 Syncro 1.9 TDI Syncro 2.0 Syncro	66 66 85	01/93→08/97 08/95→08/97 08/95→08/97	➔			24.0223-0017.1 480135	Ø 270 x 48,5 / 231,5
1.9 D	47	11/91→08/97	➔			24.0220-0018.1 480019 24.0220-0718.2 480209	Ø 240 x 50 / 201 - RLG / - ABS Ring Ø 240 x 50 / 201 + RLG / - ABS Ring
			➔	08/93→ 07/95		24.0220-0018.1 480019 24.0220-0718.2 480209	Ø 240 x 50 / 201 - RLG / - ABS Ring Ø 240 x 50 / 201 + RLG / - ABS Ring
1.9 TDI	66	08/93→08/97	➔	10/93→		24.0220-0018.1 480019 24.0220-0718.2 480209	Ø 240 x 50 / 201 - RLG / - ABS Ring Ø 240 x 50 / 201 + RLG / - ABS Ring
 Bremsbackensatz							
1.4 1.9 TD GTD	40 55 55	11/91→08/97 11/91→08/97 11/91→08/97	➔			03.0137-0268.2 650268 03.0520-0415.3 690415	VW Ø 200 x 40 + HEB VW Ø 200 x 40 + RZ / + Zub TopKit
1.4	44	10/91→08/97	➔	11/91→		03.0137-0268.2 650268 03.0520-0415.3 690415	VW Ø 200 x 40 + HEB VW Ø 200 x 40 + RZ / + Zub TopKit
1.6 1.9 SDI	55 47	09/92→08/97 07/95→08/97	➔			03.0137-0268.2 650268 03.0420-1517.3 681517 03.0520-1517.3 691517	VW Ø 200 x 40 + HEB VW Ø 200 x 40 + RZ / + Zub Kit VW Ø 200 x 40 + RZ / + Zub TopKit
1.6	74	07/95→08/97	➔	→ 1H-S-246940; Schaltgetriebe		03.0420-1517.3 681517 03.0520-1517.3 691517	VW Ø 200 x 40 + RZ / + Zub Kit VW Ø 200 x 40 + RZ / + Zub TopKit
			➔	Automatikgetriebe		03.0420-1517.3 681517 03.0520-1517.3 691517	VW Ø 200 x 40 + RZ / + Zub Kit VW Ø 200 x 40 + RZ / + Zub TopKit
			➔	1H-S-246941→; Schaltgetriebe		03.0420-4219.3 684219 03.0520-4219.3 694219	VW Ø 200 x 40 + RZ / + Zub Kit VW Ø 200 x 40 + RZ / + Zub TopKit
1.8	55 - 66	11/91→08/97	➔			03.0137-0268.2 650268 03.0420-1517.3 681517 03.0520-1517.3 691517	VW Ø 200 x 40 + HEB VW Ø 200 x 40 + RZ / + Zub Kit VW Ø 200 x 40 + RZ / + Zub TopKit
			➔	→ 1H-S-246940; Schaltgetriebe		03.0420-1517.3 681517 03.0520-1517.3 691517	VW Ø 200 x 40 + RZ / + Zub Kit VW Ø 200 x 40 + RZ / + Zub TopKit
			➔	1H-S-246941→; Automatikgetriebe		03.0420-1517.3 681517 03.0520-1517.3 691517	VW Ø 200 x 40 + RZ / + Zub Kit VW Ø 200 x 40 + RZ / + Zub TopKit
→							














	kw			 	! #		
VW - GOLF III (1H1) 10/89→07/98							
 Bremsbackensatz							
1.8	55 - 66	11/91→08/97	➔	1H-S-246941→; Schaltgetriebe		03.0420-4219.3 684219 03.0520-4219.3 694219	VW Ø 200 x 40 + RZ / + Zub Kit VW Ø 200 x 40 + RZ / + Zub TopKit
			➔	→ 1H-S-246940; Automatikgetriebe		03.0520-0415.3 690415	VW Ø 200 x 40 + RZ / + Zub TopKit
1.8 Syncro 1.9 TDI Syncro 2.0 Syncro	66 66 85	01/93→08/97 08/95→08/97 08/95→08/97	➔			03.0137-0264.2 650264	Ø 230 x 40 + HEB
1.9 D	47	11/91→08/97	➔			03.0137-0268.2 650268 03.0420-1517.3 681517 03.0520-1517.3 691517	VW Ø 200 x 40 + HEB VW Ø 200 x 40 + RZ / + Zub Kit VW Ø 200 x 40 + RZ / + Zub TopKit
			➔	08/93→ 07/95		03.0137-0268.2 650268	VW Ø 200 x 40 + HEB
			➔	1H-S-246941→; → 07/95		03.0420-1517.3 681517 03.0520-1517.3 691517	VW Ø 200 x 40 + RZ / + Zub Kit VW Ø 200 x 40 + RZ / + Zub TopKit
			➔	08/93→; → 1H-S-246940		03.0520-0415.3 690415	VW Ø 200 x 40 + RZ / + Zub TopKit
1.9 TDI	66	08/93→08/97	➔	10/93→		03.0137-0268.2 650268 03.0420-1517.3 681517 03.0520-1517.3 691517	VW Ø 200 x 40 + HEB VW Ø 200 x 40 + RZ / + Zub Kit VW Ø 200 x 40 + RZ / + Zub TopKit
 Seilzug, Feststellbremse							
1.4 1.9 TD GTD	40 55 55	11/91→08/97 11/91→08/97 11/91→08/97		→ 1H-S-037799; Trommelbremse; ⚠	2	24.3727-0135.2 580135	L= 1.500
				1H-S-037800→; Trommelbremse; ⚠	2	24.3727-0160.2 580160	L= 1.498
1.4	44	10/91→08/97		11/91→; → 1H-S-037799; Trommelbremse; ⚠	2	24.3727-0135.2 580135	L= 1.500
				1H-S-037800→; Trommelbremse; ⚠	2	24.3727-0160.2 580160	L= 1.498
1.6	55	09/92→08/97		→ 1H-S-037799; Trommelbremse; nicht für Ausstattungsvariante: GT; ⚠	2	24.3727-0135.2 580135	L= 1.500
				1H-S-037800→; Trommelbremse; nicht für Ausstattungsvariante: GT; ⚠	2	24.3727-0160.2 580160	L= 1.498
1.6	74	07/95→08/97		→ 1H-S-037799; Trommelbremse; nicht für Ausstattungsvariante: GT; ⚠	2	24.3727-0135.2 580135	L= 1.500
				Scheibenbremse; ⚠	2	24.3727-0156.2 580156	L= 1.616
				1H-S-037800→; Trommelbremse; nicht für Ausstattungsvariante: GT; ⚠	2	24.3727-0160.2 580160	L= 1.498
1.8	55 - 66	11/91→08/97		→ 1H-S-037799; Scheibenbremse; ⚠	2	24.3727-0134.2 580134	L= 1.613
				→ 1H-S-037799; Trommelbremse; nicht für Ausstattungsvariante: GT; ⚠	2	24.3727-0135.2 580135	L= 1.500
				1H-S-037800→; Scheibenbremse; ⚠	2	24.3727-0156.2 580156	L= 1.616
				1H-S-037800→; Trommelbremse; nicht für Ausstattungsvariante: GT; ⚠	2	24.3727-0160.2 580160	L= 1.498
1.9 D	47	11/91→08/97		→ 1H-S-037799; Trommelbremse; ⚠	2	24.3727-0135.2 580135	L= 1.500
				08/93→; → 1H-S-037799; Trommelbremse; ⚠	2	24.3727-0135.2 580135	L= 1.500
				1H-S-037800→; Trommelbremse; ⚠	2	24.3727-0160.2 580160	L= 1.498
				1H-S-037800→; → 07/95; Trommelbremse; ⚠	2	24.3727-0160.2 580160	L= 1.498
1.9 SDI	47	07/95→08/97		Trommelbremse; ⚠	2	24.3727-0160.2 580160	L= 1.498
1.9 TDI	66	08/93→08/97		10/93→; → 1H-S-037799; Trommelbremse; ⚠	2	24.3727-0135.2 580135	L= 1.500
				1H-S-037800→; Trommelbremse; ⚠	2	24.3727-0160.2 580160	L= 1.498
1.9 TDI	81	04/96→08/97		Scheibenbremse; ⚠	2	24.3727-0156.2 580156	L= 1.616
2.0 2.0 GTI 16V 2.8 VR6	85 110 128	11/91→08/97 08/92→08/97 01/92→08/97		→ 1H-S-037799; Scheibenbremse; ⚠	2	24.3727-0134.2 580134	L= 1.613
				1H-S-037800→; Scheibenbremse; ⚠	2	24.3727-0156.2 580156	L= 1.616
2.0 GL 2.8 VR6	79 120	08/95→09/97 08/95→09/97		→ 1H-S-037799; Scheibenbremse; ⚠	2	24.3727-0134.2 580134	L= 1.613
				1H-S-037800→; → 08/97; Scheibenbremse; ⚠	2	24.3727-0156.2 580156	L= 1.616
VW - GOLF III Cabriolet (1E7) 07/93→05/98							
 Radbremszylinder							
1.6	74	10/94→02/98	➔	→ 1E-SK016363	2	03.3217-2112.3 020027 24.3217-0908.3 020167	GG ALU
			➔	1E-SK016364→	2	24.3219-0909.3 020188	ALU
→							























































	kw					! #		
VW - GOLF III Cabriolet (1E7) 07/93→05/98								
 Radbremszylinder								
1.8	55 - 66	07/93→05/98	➡	09/93→; → 1E-SK016363	2	03.3217-2112.3	020027	GG
2.0	85	07/93→05/98	➡	1E-SK016364→; → 03/98	2	24.3217-0908.3	020167	ALU
1.9 TDI	66	08/95→05/98	➡	→ 1E-SK016363	2	03.3217-2112.3	020027	GG
			➡	1E-SK016364→; → 03/98	2	24.3217-0908.3	020167	ALU
			➡	1E-SK016364→; → 03/98	2	24.3219-0909.3	020188	ALU
Zubehörsatz, Bremsbacken								
1.6	74	10/94→02/98	➡			03.0137-9168.2	669168	VW
1.8	55 - 66	07/93→05/98	➡	09/93→ 03/98		03.0137-9168.2	669168	VW
2.0	85	07/93→05/98						
1.9 TDI	66	08/95→05/98	➡	→ 03/98		03.0137-9168.2	669168	VW
 Bremstrommel								
1.6	74	10/94→02/98	➡			24.0220-0018.1	480019	Ø 240 x 50 / 201 - RLG / - ABS Ring
						24.0220-0718.2	480209	Ø 240 x 50 / 201 + RLG / - ABS Ring
1.8	55 - 66	07/93→05/98	➡	09/93→ 03/98		24.0220-0018.1	480019	Ø 240 x 50 / 201 - RLG / - ABS Ring
2.0	85	07/93→05/98				24.0220-0718.2	480209	Ø 240 x 50 / 201 + RLG / - ABS Ring
1.9 TDI	66	08/95→05/98	➡	→ 03/98		24.0220-0018.1	480019	Ø 240 x 50 / 201 - RLG / - ABS Ring
						24.0220-0718.2	480209	Ø 240 x 50 / 201 + RLG / - ABS Ring
 Bremsbackensatz								
1.6	74	10/94→02/98	➡			03.0137-0268.2	650268	VW Ø 200 x 40 + HEB
			➡	→ 1E-SK016363		03.0420-1517.3	681517	VW Ø 200 x 40 + RZ / + Zub Kit
						03.0520-1517.3	691517	VW Ø 200 x 40 + RZ / + Zub TopKit
			➡	1E-SK016364→		03.0420-4219.3	684219	VW Ø 200 x 40 + RZ / + Zub Kit
						03.0520-4219.3	694219	VW Ø 200 x 40 + RZ / + Zub TopKit
1.8	55 - 66	07/93→05/98	➡	09/93→ 03/98		03.0137-0268.2	650268	VW Ø 200 x 40 + HEB
2.0	85	07/93→05/98	➡	09/93→; → 1E-SK016363		03.0420-1517.3	681517	VW Ø 200 x 40 + RZ / + Zub Kit
						03.0520-1517.3	691517	VW Ø 200 x 40 + RZ / + Zub TopKit
			➡	1E-SK016364→; → 03/98		03.0420-4219.3	684219	VW Ø 200 x 40 + RZ / + Zub Kit
						03.0520-4219.3	694219	VW Ø 200 x 40 + RZ / + Zub TopKit
1.9 TDI	66	08/95→05/98	➡	→ 03/98		03.0137-0268.2	650268	VW Ø 200 x 40 + HEB
			➡	→ 1E-SK016363		03.0420-1517.3	681517	VW Ø 200 x 40 + RZ / + Zub Kit
						03.0520-1517.3	691517	VW Ø 200 x 40 + RZ / + Zub TopKit
			➡	1E-SK016364→; → 03/98		03.0420-4219.3	684219	VW Ø 200 x 40 + RZ / + Zub Kit
						03.0520-4219.3	694219	VW Ø 200 x 40 + RZ / + Zub TopKit
 Seilzug, Feststellbremse								
1.6	74	10/94→02/98		Scheiben/Trommel; 	2	24.3727-0156.2	580156	L= 1.616
						24.3727-0160.2	580160	L= 1.498
1.8	55 - 66	07/93→05/98		09/93→; → 1E-S-005031; Scheiben/Trommel; 	2	24.3727-0135.2	580135	L= 1.500
2.0	85	07/93→05/98		04/98→; Scheiben/Trommel; 	2	24.3727-0156.2	580156	L= 1.616
				1E-S-005032→; → 03/98; Scheiben/Trommel; 	2	24.3727-0160.2	580160	L= 1.498
1.9 TDI	66	08/95→05/98		04/98→; Scheiben/Trommel; 	2	24.3727-0156.2	580156	L= 1.616
				→ 03/98; Scheiben/Trommel; 	2	24.3727-0160.2	580160	L= 1.498
1.9 TDI	81	07/96→05/98		09/96→; Scheiben/Trommel; 	2	24.3727-0156.2	580156	L= 1.616
















	kW			 	! #		
VW - GOLF III Van (1H1) 08/91→12/97							
 Seilzug, Feststellbremse							
1.8	66	08/91→12/97		11/91→; → 1H-S-037799; Trommelbremse; nicht für Ausstattungsvariante: GT; 	2	24.3727-0135.2 580135	L= 1.500
				1H-S-037800→; → 08/97; Trommelbremse; nicht für Ausstattungsvariante: GT; 	2	24.3727-0160.2 580160	L= 1.498
VW - GOLF III Variant (1H5) 07/93→04/99							
 Radbremszylinder							
1.4	40 - 44	07/93→04/99	→	→ 06/95	2	03.3217-2112.3 020027 24.3217-0908.3 020167	GG ALU
			→	07/95→	2	24.3219-0909.3 020188	ALU
1.6	74	07/94→04/99	→		2	24.3219-0909.3 020188	ALU
1.8	55 - 66	07/93→04/99	→				
1.9 D	47	07/93→04/99					
1.9 SDI	47	07/95→04/99					
1.9 TD	55	07/93→04/99					
1.9 TDI	66 - 81	03/94→04/99					
2.0	85	07/93→04/99					
1.8 Syncro	66	10/94→04/99	→		2	24.3222-0913.3 020255	ALU
1.9 TDI Syncro	66	07/95→04/99					
2.0 Syncro	85	08/95→04/99					
Zubehörsatz, Bremsbacken							
1.4	40 - 44	07/93→04/99	→			03.0137-9168.2 669168	VW
1.6	74	07/94→04/99					
1.8	55 - 66	07/93→04/99					
1.9 D	47	07/93→04/99					
1.9 SDI	47	07/95→04/99					
1.9 TD	55	07/93→04/99					
1.9 TDI	66 - 81	03/94→04/99					
2.0	85	07/93→04/99					
1.8 Syncro	66	10/94→04/99	→			03.0137-9044.2 669044	
1.9 TDI Syncro	66	07/95→04/99					
2.0 Syncro	85	08/95→04/99					
 Bremstrommel							
1.4	40 - 44	07/93→04/99	→			24.0220-0018.1 480019	Ø 240 x 50 / 201 - RLG / - ABS Ring
1.6	74	07/94→04/99				24.0220-0718.2 480209	Ø 240 x 50 / 201 + RLG / - ABS Ring
1.8	55 - 66	07/93→04/99					
1.9 D	47	07/93→04/99					
1.9 SDI	47	07/95→04/99					
1.9 TD	55	07/93→04/99					
1.9 TDI	66 - 81	03/94→04/99					
2.0	85	07/93→04/99					
1.8 Syncro	66	10/94→04/99	→			24.0223-0017.1 480135	Ø 270 x 48,5 / 231,5
1.9 TDI Syncro	66	07/95→04/99					
2.0 Syncro	85	08/95→04/99					
 Bremsbackensatz							
1.4	40 - 44	07/93→04/99	→			03.0137-0268.2 650268	VW Ø 200 x 40 + HEB
			→	→ 06/95		03.0420-1517.3 681517 03.0520-1517.3 691517	VW Ø 200 x 40 + RZ / + Zub Kit VW Ø 200 x 40 + RZ / + Zub TopKit
			→	07/95→		03.0420-4219.3 684219 03.0520-4219.3 694219	VW Ø 200 x 40 + RZ / + Zub Kit VW Ø 200 x 40 + RZ / + Zub TopKit
1.6	74	07/94→04/99	→			03.0137-0268.2 650268	VW Ø 200 x 40 + HEB
1.8	55 - 66	07/93→04/99				03.0420-4219.3 684219 03.0520-4219.3 694219	VW Ø 200 x 40 + RZ / + Zub Kit VW Ø 200 x 40 + RZ / + Zub TopKit
1.9 D	47	07/93→04/99					
1.9 SDI	47	07/95→04/99					
1.9 TD	55	07/93→04/99					
1.9 TDI	66 - 81	03/94→04/99					
2.0	85	07/93→04/99					
1.8 Syncro	66	10/94→04/99	→			03.0137-0264.2 650264	Ø 230 x 40 + HEB
1.9 TDI Syncro	66	07/95→04/99					
→							











	kw					! #		
VW - GOLF III Variant (1H5) 07/93→04/99								
 Bremsbackensatz								
2.0 Syncro	85	08/95→04/99	➔				03.0137-0264.2 650264	Ø 230 x 40 + HEB
 Seilzug, Feststellbremse								
1.4	40 - 44	07/93→04/99		→ 1H-SW037527; Trommelbremse; 	2	24.3727-0135.2 580135	L= 1.500	
1.6	74	07/94→04/99		1H-SW037528→; Trommelbremse; 	2	24.3727-0160.2 580160	L= 1.498	
1.8	55 - 66	07/93→04/99						
1.9 D	47	07/93→04/99						
1.9 TD	55	07/93→04/99						
1.9 TDI	66	03/94→04/99						
2.0	85	07/93→04/99						
1.9 SDI	47	07/95→04/99		Trommelbremse; 	2	24.3727-0160.2 580160	L= 1.498	
1.9 TDI	81	04/96→04/99						
VW - GOLF IV (1J1) 08/97→04/08								
 Seilzug, Feststellbremse								
1.4 16V	55	10/97→05/04		→ 1J-Y-238580; Scheibenbremse; 	2	24.3727-0149.2 580149	L= 1.688	
1.6	75	08/00→06/05						
1.6 16V	77	02/00→06/05		1J-Y-238581→; → 10/03; Scheibenbremse; 	2	24.3727-0173.2 580173	L= 1.693	
1.8 T GTI	132	08/01→06/05						
1.6	74	08/97→05/04		10/97→; → 1J-Y-238580; Scheibenbremse; 	2	24.3727-0149.2 580149	L= 1.688	
1.8	92	08/97→06/05						
1.9 SDI	50	08/97→06/05		1J-Y-238581→; → 10/03; Scheibenbremse; 	2	24.3727-0173.2 580173	L= 1.693	
1.9 TDI	81	08/97→05/04						
1.6	74	02/01→03/07		→ 1J-Y-238580; Scheibenbremse; 	2	24.3727-0149.2 580149	L= 1.688	
2.0 BiFuel	85	05/02→05/03		1J-Y-238581→; Scheibenbremse; 	2	24.3727-0173.2 580173	L= 1.693	
1.6 FSI	81	01/02→06/05		→ 10/03; Scheibenbremse; 	2	24.3727-0173.2 580173	L= 1.693	
2.3 V5	125	10/00→06/05						
1.8 4motion	92	05/98→06/05		07/98→ 10/03; Scheibenbremse; 	2	24.3727-0175.2 580175	L= 1.723	
1.8 T	110	08/97→06/05		10/97→; Scheibenbremse; 	2	24.3727-0173.2 580173	L= 1.693	
2.3 V5	110	08/97→10/00						
1.9 TDI	66	10/97→05/04		→ 1J-Y-238580; Scheibenbremse; 	2	24.3727-0149.2 580149	L= 1.688	
				1J-Y-238581→; → 06/01; Scheibenbremse; 	2	24.3727-0173.2 580173	L= 1.693	
1.9 TDI	74	09/00→06/05		Scheibenbremse; 	2	24.3727-0173.2 580173	L= 1.693	
1.9 TDI	85	12/98→06/01		05/99→; → 1J-Y-238580; Scheibenbremse; 	2	24.3727-0149.2 580149	L= 1.688	
				1J-Y-238581→; Scheibenbremse; 	2	24.3727-0173.2 580173	L= 1.693	
1.9 TDI	96	11/00→06/05		04/01→ 10/03; Scheibenbremse; 	2	24.3727-0173.2 580173	L= 1.693	
1.9 TDI	110	05/00→06/05		09/00→ 10/03; Scheibenbremse; 	2	24.3727-0173.2 580173	L= 1.693	
1.9 TDI 4motion	66 - 74	07/98→06/05		Scheibenbremse; 	2	24.3727-0175.2 580175	L= 1.723	
2.3 V5 4motion	110	12/98→10/00						
2.8 VR6	147	03/02→06/05						
1.9 TDI 4motion	85	09/99→06/01		11/99→; Scheibenbremse; 	2	24.3727-0175.2 580175	L= 1.723	
1.9 TDI 4motion	96	11/00→06/05		04/01→ 10/03; Scheibenbremse; 	2	24.3727-0175.2 580175	L= 1.723	
1.9 TDI 4motion	110	02/00→06/05		09/00→ 10/03; Scheibenbremse; 	2	24.3727-0175.2 580175	L= 1.723	
2.0	85	07/98→05/04		08/98→; → 1J-Y-238580; Scheibenbremse; 	2	24.3727-0149.2 580149	L= 1.688	
				1J-Y-238581→; → 10/03; Scheibenbremse; 	2	24.3727-0173.2 580173	L= 1.693	
2.0 4motion	85	10/00→06/05		→ 10/03; Scheibenbremse; 	2	24.3727-0175.2 580175	L= 1.723	
2.3 V5 4motion	125	10/00→06/05						
2.8 VR6 4motion	150	03/99→06/05						
3.2 R32 4motion	177	09/02→06/05						
VW - GOLF IV (9B3) 03/06→								
 Seilzug, Feststellbremse								
1.6	74	03/07→12/10		Scheibenbremse; 	2	24.3727-0195.2 580195	L= 1.447	
1.6 Total Flex	74 - 77	03/07→06/14						
1.8 GTI	132 - 142	01/07→12/10						
2.0	85	01/07→12/10						
VW - GOLF IV Cabriolet (1E7) 06/98→12/02								
 Radbremszylinder								
1.6	74	06/98→06/02	➔	→ 1E-SK016363	2	03.3217-2112.3 020027	GG	
1.8	55 - 66	06/98→06/02				24.3217-0908.3 020167	ALU	
1.9 TDI	66	06/98→06/02						
➔								

	kW					! #		
VW - GOLF IV Cabriolet (1E7) 06/98→12/02								
 Radbremszylinder								
2.0	85	06/98→06/02	➔	→ 1E-SK016363	2	03.3217-2112.3 020027 24.3217-0908.3 020167	GG ALU	
 Bremsbackensatz								
1.6 1.8 1.9 TDI 2.0	74 55 - 66 66 85	06/98→06/02 06/98→06/02 06/98→06/02 06/98→06/02	➔	→ 1E-SK016363		03.0420-1517.3 681517 03.0520-1517.3 691517	VW Ø 200 x 40 + RZ / + Zub Kit VW Ø 200 x 40 + RZ / + Zub TopKit	
 Seilzug, Feststellbremse								
1.6 1.9 TDI	74 66 - 81	06/98→06/02 06/98→06/02		→ 02/02; Scheiben/Trommel; ⚠	2	24.3727-0156.2 580156	L= 1.616	
1.8	55 - 66	06/98→06/02		→ 1E-S-005031; Scheiben/Trommel; ⚠	2	24.3727-0135.2 580135	L= 1.500	
2.0	85	06/98→06/02		→ 02/02; Scheiben/Trommel; ⚠	2	24.3727-0156.2 580156	L= 1.616	
VW - GOLF IV Van (1J1) 10/97→05/04								
 Seilzug, Feststellbremse								
1.9 TDI	66	05/00→09/02		→ 1J-Y-238580; Scheibenbremse; ⚠	2	24.3727-0149.2 580149	L= 1.688	
				1J-Y-238581→; → 06/01; Scheibenbremse; ⚠	2	24.3727-0173.2 580173	L= 1.693	
1.9 TDI	96	04/01→05/04		→ 1J-Y-238580; Scheibenbremse; ⚠	2	24.3727-0149.2 580149	L= 1.688	
				1J-Y-238581→; → 06/01; Scheibenbremse; ⚠	2	24.3727-0173.2 580173	L= 1.693	
				→ 10/03; Scheibenbremse; ⚠	2	24.3727-0173.2 580173	L= 1.693	
1.9 TDI 4motion	85	01/00→04/01		Scheibenbremse; ⚠	2	24.3727-0175.2 580175	L= 1.723	
VW - GOLF IV Variant (1J5) 05/99→06/06								
 Seilzug, Feststellbremse								
1.4 16V 1.6	55 74 - 75	05/99→06/06 05/99→06/06		→ 1J-Y-238580; Scheibenbremse; ⚠	2	24.3727-0149.2 580149	L= 1.688	
1.6 16V 1.9 SDI 1.9 TDI	77 50 66 - 85	02/00→06/06 05/99→06/06 05/99→05/06		1J-Y-238581→; Scheibenbremse; ⚠	2	24.3727-0173.2 580173	L= 1.693	
2.0 2.0 Bi-Fuel	85 85	05/99→06/06 02/02→06/06						
1.6 FSI 1.8 T 1.9 TDI	81 110 74 - 110	01/02→06/06 05/00→06/06 09/00→06/06		Scheibenbremse; ⚠	2	24.3727-0173.2 580173	L= 1.693	
2.3 V5	110 - 125	05/99→06/06						
1.8 4motion 1.9 TDI 4motion	92 66 - 110	05/99→06/06 05/99→06/06		Scheibenbremse; ⚠	2	24.3727-0175.2 580175	L= 1.723	
2.0 4motion 2.3 V5 4motion	85 110 - 125	10/00→06/06 05/99→06/06						
2.8 V6 4motion	150	05/99→06/06						
1.9 TDI	96	11/00→06/06		04/01→; Scheibenbremse; ⚠	2	24.3727-0173.2 580173	L= 1.693	
1.9 TDI 4motion	85	05/99→06/01		11/99→; Scheibenbremse; ⚠	2	24.3727-0175.2 580175	L= 1.723	
1.9 TDI 4motion	96	11/00→06/06		04/01→; Scheibenbremse; ⚠	2	24.3727-0175.2 580175	L= 1.723	
2.0 4motion	88	12/99→06/06		04/00→; Scheibenbremse; ⚠	2	24.3727-0175.2 580175	L= 1.723	
VW - GOLF V (1K1) 10/03→07/10								
 Seilzug, Feststellbremse								
1.4 16V 1.4 FSI 1.6 FSI	55 66 85	10/03→05/06 10/03→07/06 10/03→07/08		1K-6B105 622→; Scheibenbremse; ⚠	2	24.3727-0195.2 580195	L= 1.447	
				→ 1K-6B105 621; Scheibenbremse; ⚠	2	24.3727-2708.2 582708	L= 1.447	
1.4 16V 1.4 TSI	59 90 - 125	05/06→11/08 11/05→11/08		1K-6B105 622→; → 09/08; Scheibenbremse; ⚠	2	24.3727-0195.2 580195	L= 1.447	
1.6 1.6 MultiFuel 1.9 TDI	75 75 66 - 77	01/04→11/08 10/07→11/08 10/03→11/08		→ 1K-6B105 621; Scheibenbremse; ⚠	2	24.3727-2708.2 582708	L= 1.447	
1.9 TDI 4motion 2.0 2.0 FSI 2.0 FSI 4motion	77 85 110 110	08/04→11/08 01/05→11/08 01/04→11/08 08/04→11/08						




































	kW			 	! #					
VW - GOLF V (1K1) 10/03→07/10										
 Seilzug, Feststellbremse										
2.0 GTI	147 - 169	10/04→02/09		1K-6B105 622→; → 09/08; Scheibenbremse; 	2	24.3727-0195.2 580195	L= 1.447			
2.0 SDI	55	01/04→11/08		→ 1K-6B105 621; Scheibenbremse; 	2	24.3727-2708.2 582708	L= 1.447			
2.0 TDI	100 - 125	10/03→11/08								
2.0 TDI 16V	103	10/03→11/08								
2.0 TDI 16V 4motion	103	08/04→11/08								
2.0 TDI 4motion	103	01/07→11/08								
2.5	125	05/07→11/08								
3.2 R32 4motion	184	11/05→11/08								
VW - GOLF V Variant (1K5) 01/07→07/09										
 Seilzug, Feststellbremse										
1.4	59	06/07→07/09		→ 06/09; Scheibenbremse; 	2	24.3727-0195.2 580195	L= 1.447			
1.4 TSI	90 - 125	06/07→07/09		→ 06/09; Scheibenbremse; 	2	24.3727-2708.2 582708	L= 1.447			
1.6	75	06/07→07/09								
1.6 MultiFuel	75	11/07→07/09								
2.0 TDI	96 - 103	06/07→07/09								
2.0 TDI 16V	103	06/07→07/09								
2.0 TFSI	147	06/07→07/09								
1.9 TDI	77	06/07→07/09		→ 06/09; 				2	24.3727-0195.2 580195	L= 1.447
1.9 TDI 4motion	77	01/08→07/09								
VW - GOLF VI (5K1) 10/08→12/14										
 Seilzug, Feststellbremse										
1.2 TSI	63	05/10→11/12		Scheibenbremse; 	2	24.3727-0195.2 580195	L= 1.447			
1.4	59	10/08→11/12								
1.4 TSI	90 - 118	10/08→11/12								
1.6	75	10/08→11/12								
1.6 BiFuel	75	03/09→11/12								
1.6 MultiFuel	75	10/08→11/12								
1.6 TDI	66 - 77	02/09→11/12								
1.8 TSI	118	06/09→01/11								
2.0 GTI	147 - 173	04/09→11/13								
2.0 R 4motion	188 - 199	11/09→11/13								
2.0 TDI	81 - 125	10/08→05/13								
2.0 TDI 4motion	103	05/09→11/12								
2.0 TFSI 4motion	191	09/11→11/13								
2.5	125	07/09→05/13								
1.2 TSI	77	11/08→11/12		05/09→; Scheibenbremse; 				2	24.3727-0195.2 580195	L= 1.447
VW - GOLF VI Cabriolet (517) 03/11→05/16										
 Seilzug, Feststellbremse										
1.2 TSI	77	03/11→05/16		06/11→; 				2	24.3727-0195.2 580195	L= 1.447
1.4 TSI	118	03/11→05/16								
1.6 TDI	77	03/11→05/16						2	24.3727-0195.2 580195	L= 1.447
1.2 TSI 16V	77	11/13→05/16								
1.4 TSI	90 - 110	11/11→05/16								
2.0 GTI	155	05/12→05/16								
2.0 R	195	01/13→05/16								
2.0 TDI	81 - 110	11/11→05/16								
2.0 TSI	162	11/13→05/16								
VW - GOLF VI Van (5K1_) 10/08→11/12										
 Seilzug, Feststellbremse										
1.2 TSi	63	05/10→11/12		Scheibenbremse; 	2	24.3727-0195.2 580195	L= 1.447			
1.2 TSi BlueMotion	77	05/09→11/12								
1.4 TSi	118	10/08→11/12								
1.6 TDi	66	02/09→11/12								
1.6 TDi BlueMotion	77	05/09→11/12								
2.0 GTi	155	02/09→11/12								
2.0 TDi	103 - 125	09/09→11/12								
2.0 TSi R 4motion	199	11/09→11/12								
TSi	90	10/08→11/12								



































	kw					! #		
VW - GOLF VI Variant (AJ5) 07/09→07/14								
 Seilzug, Feststellbremse								
1.2 TSI	63 - 77	07/09→07/13		Scheibenbremse; 	2	24.3727-0195.2	580195	L= 1.447
1.4	59	07/09→07/13						
1.4 TSI	90 - 118	07/09→07/13						
1.6	75	07/09→07/13						
1.6 BiFuel	75	07/09→12/10						
1.6 MultiFuel	75	07/10→07/13						
1.6 TDI	66 - 77	07/09→07/13						
1.6 TDI 4motion	77	07/09→07/13						
2.0 TDI	81 - 103	07/09→07/13						
2.0 TFSI	147	07/09→07/13						
VW - GOLF Kasten/Schrägheck (1K1) 07/03→								
 Seilzug, Feststellbremse								
TDI	77	11/03→02/06		1K-6B105 622→; Scheibenbremse; 	2	24.3727-0195.2	580195	L= 1.447
				→ 1K-6B105 621; Scheibenbremse; 	2	24.3727-2708.2	582708	L= 1.447
VW - GOLF PLUS V (5M1, 521) 12/04→12/13								
 Seilzug, Feststellbremse								
1.2 TSI	63 - 77	11/09→12/13			2	24.3727-0195.2	580195	L= 1.447
1.6 BiFuel	75	05/09→12/13						
1.6 TDI	66 - 77	02/09→12/13						
1.4 16V	55 - 59	01/05→12/13		1K-9-900001→; 	2	24.3727-0195.2	580195	L= 1.447
1.4 FSI	66	07/05→11/06		→ 1K-9-899999; Scheibenbremse; 	2	24.3727-2708.2	582708	L= 1.447
1.4 TSI	90 - 125	05/06→12/13						
1.6	75	05/05→12/13						
1.6 FSI	85	12/04→05/08						
1.6 MultiFuel	75	11/07→12/13						
1.9 TDI	66 - 77	01/05→01/09						
2.0 FSI	110	05/05→06/08						
2.0 TDI	96 - 103	05/05→12/13						
2.0 TDI 16V	103	01/05→12/13						
2.0 TDI	81	01/09→12/13		1K-9-900001→; 	2	24.3727-0195.2	580195	L= 1.447
VW - GOLF PLUS Van (521) 01/09→08/14								
 Seilzug, Feststellbremse								
1.2 TSi	77	11/09→08/14			2	24.3727-0195.2	580195	L= 1.447
1.6 TDi	66 - 77	02/09→08/14						
1.4 TSi	90 - 118	01/09→08/14		1K-9-900001→; 	2	24.3727-0195.2	580195	L= 1.447
2.0 TDi	103	11/09→08/14		→ 1K-9-899999; Scheibenbremse; 	2	24.3727-2708.2	582708	L= 1.447
VW - GOLF VAN IV Variant (1J5) 05/99→06/06								
 Seilzug, Feststellbremse								
1.4	55	05/00→06/06		→ 1J-Y-238580; Scheibenbremse; 	2	24.3727-0149.2	580149	L= 1.688
1.6	77	05/00→06/06						
1.9 SDI	50	05/99→05/06		1J-Y-238581→; → 10/03;	2	24.3727-0173.2	580173	L= 1.693
1.9 TDI	81	05/99→05/06		Scheibenbremse; 				
1.9 TDI	66 - 85	05/99→05/06		→ 1J-Y-238580; Scheibenbremse; 	2	24.3727-0149.2	580149	L= 1.688
				1J-Y-238581→; Scheibenbremse; 	2	24.3727-0173.2	580173	L= 1.693
1.9 TDI	74	02/00→06/06		Scheibenbremse; 	2	24.3727-0173.2	580173	L= 1.693
1.9 TDI	96	04/01→05/06		→ 10/03; Scheibenbremse; 	2	24.3727-0173.2	580173	L= 1.693
VW - GOLF VAN VI Variant (AJ5) 07/09→05/14								
 Seilzug, Feststellbremse								
1.2 TSi	77	09/09→05/14		Scheibenbremse; 	2	24.3727-0195.2	580195	L= 1.447
1.4 TSi	90 - 118	07/09→05/14						
1.6 TDi	66	12/09→10/12						
1.6 TDi BlueMotion	77	07/09→05/14						
2.0 TDi	103	07/09→05/14						















	kW					! #		
VW - JETTA III (1K2) 09/04→12/13								
 Seilzug, Feststellbremse								
1.4 TSI	90 - 125	07/06→10/10			1K-7-00001→; Scheibenbremse; ↓	2	24.3727-0195.2 580195	L= 1.447
1.6	75	09/04→10/10			→ 1K-6-899000; Scheibenbremse; ↓	2	24.3727-2708.2 582708	L= 1.447
1.6 FSI	85	09/05→10/10						
1.6 MultiFuel	75	01/08→10/10						
1.9 TDI	74 - 77	08/05→10/10						
2.0 FSI	110	08/05→10/10						
2.0 TDI	100 - 125	09/05→10/10						
2.0 TDI 16V	103	08/05→10/10						
2.0 TFSI	147	10/05→10/10						
1.4 TSI	118	07/08→10/10			Scheibenbremse; ↓	2	24.3727-0195.2 580195	L= 1.447
1.6 TDI	66 - 77	06/09→10/10						
2.5	125	07/08→10/10						
2.5	110	01/06→10/10			07/08→; Scheibenbremse; ↓	2	24.3727-0195.2 580195	L= 1.447
VW - KAEFER 12/47→08/03								
 Bremstrommel								
1600 i	34	10/92→07/03	→		10/93→		24.0223-0003.1 480033	Ø 262 x 50,5 / 231
 Seilzug, Feststellbremse								
1600 i	34	10/92→07/03			10/93→; Trommelbremse; ↓	2	24.3727-0101.2 580101	L= 1.750
VW - LOAD UP (121, 122, BL1, BL2) 12/14→								
 Radbremszylinder								
1.0	44	12/14→11/19	→				24.3217-0908.3 020167	ALU
1.0 BlueMotion	55	05/16→11/19						
1.0 EcoFuel	50	12/14→08/20						
1.0 TSi BlueMotion	66	05/16→09/18						
e-Load Up	60	12/14→	→				24.3217-0908.3 020167	ALU
							24.3219-0909.3 020188	ALU
Zubehörsatz, Bremsbacken								
1.0	44	12/14→11/19	→				03.0137-9168.2 669168	VW
1.0 BlueMotion	55	05/16→11/19						
1.0 EcoFuel	50	12/14→08/20						
1.0 TSi BlueMotion	66	05/16→09/18						
e-Load Up	60	12/14→						
 Bremstrommel								
1.0	44	12/14→11/19	→				24.0220-0032.1 480130	Ø 240 x 50,1 / 201,5
1.0 BlueMotion	55	05/16→11/19						
1.0 EcoFuel	50	12/14→08/20						
1.0 TSi BlueMotion	66	05/16→09/18						
e-Load Up	60	12/14→						
 Bremsbackensatz								
1.0	44	12/14→11/19	→				03.0137-0268.2 650268	VW Ø 200 x 40 + HEB
1.0 BlueMotion	55	05/16→11/19					03.0520-4817.3 694817	Ø 200 x 40 + RZ / + Zub TopKit
1.0 EcoFuel	50	12/14→08/20						
1.0 TSi BlueMotion	66	05/16→09/18						
e-Load Up	60	12/14→	→				03.0137-0268.2 650268	VW Ø 200 x 40 + HEB
							03.0520-8219.3 698219	VW Ø 200 x 40 + RZ / + Zub TopKit
VW - LT 28-35 II Bus (2DB, 2DE, 2DK) 04/96→07/06								
 Radbremszylinder								
2.8 TDI	92	07/97→05/03	→		→ 29-M-009906; nicht für Doppelbereifung		03.3225-5511.3 020102	GG
Zubehörsatz, Bremsbacken								
2.8 TDI	92	07/97→05/03	→		→ 28-A0020471		03.0137-9151.2 669151	
			→		→ 29-M-009906; nicht für Doppelbereifung		03.0137-9159.2 669159	
 Bremstrommel								
2.8 TDI	92	07/97→05/03	→		→ 29-M-009906; nicht für Doppelbereifung		24.0225-2003.1 480047	Ø 282 x 65,5 / 253,5
→								





















	kw					! #		
VW - LT 28-35 II Bus (2DB, 2DE, 2DK) 04/96→07/06								
 Bremsbackensatz								
2.8 TDI	92	07/97→05/03	➔	→ 29-M-009906; nicht für Doppelbereifung			03.0137-0259.2 650259	Ø 252 x 56 + HEB
 Bremsbackensatz, Feststellbremse								
2.3 2.5 SDI 2.5 TDI	105 55 75	05/96→07/06 07/96→07/06 05/96→08/99	➔	Baumuster: LT 28			03.0137-0397.2 650397	Ø 160 x 40
			➔	Baumuster: LT 35			03.0137-4001.2 654001	Ø 160 x 40 + Zub
			➔	Baumuster: LT 46			03.0137-0397.2 650397	Ø 160 x 40
			➔	Baumuster: LT 46			03.0137-4001.2 654001	Ø 160 x 40 + Zub
2.5 TDI	61 - 80	05/99→07/06	➔	Baumuster: LT 28			03.0137-0397.2 650397	Ø 160 x 40
			➔	Baumuster: LT 35			03.0137-4001.2 654001	Ø 160 x 40 + Zub
			➔	Baumuster: LT 35			03.0137-0397.2 650397	Ø 160 x 40
			➔	Baumuster: LT 35			03.0137-4001.2 654001	Ø 160 x 40 + Zub
2.8 TDI	96 - 116	01/99→06/06	➔	Baumuster: LT 28			03.0137-0397.2 650397	Ø 160 x 40
			➔	Baumuster: LT 28			03.0137-4001.2 654001	Ø 160 x 40 + Zub
Zubehörsatz, Feststellbremsbacken								
2.3 2.5 SDI 2.5 TDI	105 55 75	05/96→07/06 07/96→07/06 05/96→08/99	➔	Baumuster: LT 46			03.0137-9256.2 669256	
			➔	Baumuster: LT 28			03.0137-9255.2 669255	
			➔	Baumuster: LT 28			03.0137-9700.2 669700	
			➔	Baumuster: LT 28			03.0137-9704.2 669704	
			➔	Baumuster: LT 35			03.0137-9255.2 669255	
			➔	Baumuster: LT 35			03.0137-9700.2 669700	
			➔	Baumuster: LT 35			03.0137-9704.2 669704	
2.5 TDI	61 - 80	05/99→07/06	➔	Baumuster: LT 28			03.0137-9255.2 669255	
			➔	Baumuster: LT 28			03.0137-9700.2 669700	
			➔	Baumuster: LT 28			03.0137-9704.2 669704	
			➔	Baumuster: LT 35			03.0137-9255.2 669255	
			➔	Baumuster: LT 35			03.0137-9700.2 669700	
			➔	Baumuster: LT 35			03.0137-9704.2 669704	
2.8 TDI	96 - 116	01/99→06/06	➔	Baumuster: LT 28			03.0137-9255.2 669255	
			➔	Baumuster: LT 28			03.0137-9700.2 669700	
			➔	Baumuster: LT 28			03.0137-9704.2 669704	
 Seilzug, Feststellbremse								
2.3 2.5 SDI 2.5 TDI	105 55 75	05/96→07/06 07/96→07/06 05/96→08/99		Radstand [mm]: 4.025; Baumuster: LT 46; Scheibenbremse; <input type="checkbox"/>			24.3727-0179.2 580179	L= 1.525
				Radstand [mm]: 3.550; Baumuster: LT 46; Scheibenbremse; <input type="checkbox"/>			24.3727-0179.2 580179	L= 1.525
				Radstand [mm]: 4.025; Baumuster: LT 46; Scheibenbremse; <input type="checkbox"/>			24.3727-0180.2 580180	L= 1.526
				Radstand [mm]: 3.550; Baumuster: LT 46; Scheibenbremse; <input type="checkbox"/>			24.3727-0180.2 580180	L= 1.526
				Radstand [mm]: 4.025; Baumuster: LT 46; Scheibenbremse; <input checked="" type="checkbox"/>		1	24.3727-0181.2 580181	L= 2.440
				Radstand [mm]: 3.000; Baumuster: LT 28; Scheibenbremse; <input checked="" type="checkbox"/>		2	24.3727-0438.2 580438	L= 1.513
				Radstand [mm]: 4.025; Baumuster: LT 35; Scheibenbremse; <input checked="" type="checkbox"/>		2	24.3727-0438.2 580438	L= 1.513
				Radstand [mm]: 3.000; Baumuster: LT 35; Scheibenbremse; <input checked="" type="checkbox"/>		2	24.3727-0438.2 580438	L= 1.513
				Radstand [mm]: 3.550; Baumuster: LT 28; Scheibenbremse; <input checked="" type="checkbox"/>		2	24.3727-0438.2 580438	L= 1.513
				Radstand [mm]: 3.550; Baumuster: LT 35; Scheibenbremse; <input checked="" type="checkbox"/>		2	24.3727-0438.2 580438	L= 1.513
				Radstand [mm]: 4.025; Baumuster: LT 35; Scheibenbremse; <input checked="" type="checkbox"/>		1	24.3727-0441.2 580441	L= 2.460
				Radstand [mm]: 3.000; Baumuster: LT 28; Scheibenbremse; <input checked="" type="checkbox"/>		1	24.3727-0442.2 580442	L= 1.435
				Radstand [mm]: 3.000; Baumuster: LT 35; Scheibenbremse; <input checked="" type="checkbox"/>		1	24.3727-0442.2 580442	L= 1.435
				Radstand [mm]: 3.550; Baumuster: LT 35; Scheibenbremse; <input checked="" type="checkbox"/>		1	24.3727-0443.2 580443	L= 1.990
				Radstand [mm]: 3.550; Baumuster: LT 28; Scheibenbremse; <input checked="" type="checkbox"/>		1	24.3727-0443.2 580443	L= 1.990
				Radstand [mm]: 3.550; Baumuster: LT 46; Scheibenbremse; <input checked="" type="checkbox"/>		1	24.3727-0444.2 580444	L= 1.970
➔								

























	kw					! #		
VW - LT 28-35 II Bus (2DB, 2DE, 2DK) 04/96→07/06								
 Seilzug, Feststellbremse								
2.5 TDI	61 - 80	05/99→07/06		Radstand [mm]: 4.025; Baumuster: LT 35; Scheibenbremse; 	2	24.3727-0438.2	580438	L= 1.513
				Radstand [mm]: 3.550; Baumuster: LT 28; Scheibenbremse; 	2	24.3727-0438.2	580438	L= 1.513
				Radstand [mm]: 3.000; Baumuster: LT 35; Scheibenbremse; 	2	24.3727-0438.2	580438	L= 1.513
				Radstand [mm]: 3.550; Baumuster: LT 35; Scheibenbremse; 	2	24.3727-0438.2	580438	L= 1.513
				Radstand [mm]: 3.000; Baumuster: LT 28; Scheibenbremse; 	2	24.3727-0438.2	580438	L= 1.513
				Radstand [mm]: 4.025; Baumuster: LT 35; Scheibenbremse; 	1	24.3727-0441.2	580441	L= 2.460
				Radstand [mm]: 3.000; Baumuster: LT 28; Scheibenbremse; 	1	24.3727-0442.2	580442	L= 1.435
				Radstand [mm]: 3.000; Baumuster: LT 35; Scheibenbremse; 	1	24.3727-0442.2	580442	L= 1.435
				Radstand [mm]: 3.550; Baumuster: LT 28; Scheibenbremse; 	1	24.3727-0443.2	580443	L= 1.990
				Radstand [mm]: 3.550; Baumuster: LT 35; Scheibenbremse; 	1	24.3727-0443.2	580443	L= 1.990
2.8 TDI	92	07/97→05/03		→ 28-D-007246; für Rechtslenker; Trommelbremse; 		24.3727-0112.2	580112	L= 1.042
				→ 28-D-007246; für Linkslenker; Trommelbremse; 		24.3727-0112.2	580112	L= 1.042
				→ 28-D-007246; für Rechtslenker; Trommelbremse; 		24.3727-0113.2	580113	L= 1.690
				→ 28-D-007246; für Linkslenker; Trommelbremse; 		24.3727-0113.2	580113	L= 1.690
2.8 TDI	96 - 116	01/99→06/06		Radstand [mm]: 3.550; Baumuster: LT 28; Scheibenbremse; 	2	24.3727-0438.2	580438	L= 1.513
				Radstand [mm]: 3.000; Baumuster: LT 28; Scheibenbremse; 	2	24.3727-0438.2	580438	L= 1.513
				Radstand [mm]: 3.000; Baumuster: LT 28; Scheibenbremse; 	1	24.3727-0442.2	580442	L= 1.435
				Radstand [mm]: 3.550; Baumuster: LT 28; Scheibenbremse; 	1	24.3727-0443.2	580443	L= 1.990
VW - LT 28-46 II Kasten (2DA, 2DD, 2DH) 04/96→07/06								
 Bremsbackensatz, Feststellbremse								
2.3	105	05/96→07/06	➡	Baumuster: LT 28		03.0137-0397.2	650397	Ø 160 x 40
2.5 SDI	55	09/96→07/06				03.0137-4001.2	654001	Ø 160 x 40 + Zub
2.5 TDI	61 - 80	05/96→07/06	➡	Baumuster: LT 35		03.0137-0397.2	650397	Ø 160 x 40
2.8 TDI	92 - 116	07/97→07/06				03.0137-4001.2	654001	Ø 160 x 40 + Zub
			➡	Baumuster: LT 46		03.0137-4015.2	654015	Ø 170 x 40 + Zub
Zubehörsatz, Feststellbremsbacken								
2.3	105	05/96→07/06		Baumuster: LT 46		03.0137-9256.2	669256	
2.5 SDI	55	09/96→07/06				03.0137-9255.2	669255	
2.5 TDI	61 - 80	05/96→07/06	➡	Baumuster: LT 35		03.0137-9700.2	669700	
2.8 TDI	92 - 116	07/97→07/06				03.0137-9704.2	669704	
			➡	Baumuster: LT 28		03.0137-9255.2	669255	
						03.0137-9700.2	669700	
						03.0137-9704.2	669704	
 Seilzug, Feststellbremse								
2.3 2.5 SDI 2.5 TDI 2.8 TDI	105 55 61 - 80 92 - 116	05/96→07/06 09/96→07/06 05/96→07/06 07/97→07/06		Radstand [mm]: 4.025; Baumuster: LT 46; Scheibenbremse; 		24.3727-0179.2	580179	L= 1.525
				Radstand [mm]: 3.550; Baumuster: LT 46; Scheibenbremse; 		24.3727-0179.2	580179	L= 1.525
				Radstand [mm]: 4.025; Baumuster: LT 46; Scheibenbremse; 		24.3727-0180.2	580180	L= 1.526
				Radstand [mm]: 3.550; Baumuster: LT 46; Scheibenbremse; 		24.3727-0180.2	580180	L= 1.526
				Radstand [mm]: 4.025; Baumuster: LT 46; Scheibenbremse; 	1	24.3727-0181.2	580181	L= 2.440
				Radstand [mm]: 3.000; Baumuster: LT 35; Scheibenbremse; 	2	24.3727-0438.2	580438	L= 1.513
				Radstand [mm]: 4.025; Baumuster: LT 35; Scheibenbremse; 	2	24.3727-0438.2	580438	L= 1.513
→								




























	kw					! #		
VW - LT 28-46 II Kasten (2DA, 2DD, 2DH) 04/96→07/06								
 Seilzug, Feststellbremse								
2.3 2.5 SDI 2.5 TDI 2.8 TDI	105 55 61 - 80 92 - 116	05/96→07/06 09/96→07/06 05/96→07/06 07/97→07/06		Radstand [mm]: 3.550; Baumuster: LT 28; Scheibenbremse; 	2	24.3727-0438.2	580438	L= 1.513
				Radstand [mm]: 3.550; Baumuster: LT 35; Scheibenbremse; 	2	24.3727-0438.2	580438	L= 1.513
				Radstand [mm]: 3.000; Baumuster: LT 28; Scheibenbremse; 	2	24.3727-0438.2	580438	L= 1.513
				Radstand [mm]: 4.025; Baumuster: LT 35; Scheibenbremse; 	1	24.3727-0441.2	580441	L= 2.460
				Radstand [mm]: 3.000; Baumuster: LT 35; Scheibenbremse; 	1	24.3727-0442.2	580442	L= 1.435
				Radstand [mm]: 3.000; Baumuster: LT 28; Scheibenbremse; 	1	24.3727-0442.2	580442	L= 1.435
				Radstand [mm]: 3.550; Baumuster: LT 28; Scheibenbremse; 	1	24.3727-0443.2	580443	L= 1.990
				Radstand [mm]: 3.550; Baumuster: LT 35; Scheibenbremse; 	1	24.3727-0443.2	580443	L= 1.990
				Radstand [mm]: 3.550; Baumuster: LT 46; Scheibenbremse; 	1	24.3727-0444.2	580444	L= 1.970
VW - LT 28-46 II Pritsche/Fahrgestell (2DC, 2DF, 2DG, 2DL, 2DM) 04/96→07/06								
 Bremsbackensatz, Feststellbremse								
2.3 2.5 SDI 2.5 TDI 2.8 TDI	105 55 61 - 80 92 - 116	06/96→07/06 09/96→07/06 06/96→07/06 07/97→07/06	➡	Baumuster: LT 28		03.0137-0397.2	650397	Ø 160 x 40
			➡	Baumuster: LT 35		03.0137-4001.2	654001	Ø 160 x 40 + Zub
			➡	Baumuster: LT 35		03.0137-0397.2	650397	Ø 160 x 40
			➡	Baumuster: LT 46		03.0137-4001.2	654001	Ø 160 x 40 + Zub
			➡	Baumuster: LT 46		03.0137-4015.2	654015	Ø 170 x 40 + Zub
Zubehörsatz, Feststellbremsbacken								
2.3 2.5 SDI 2.5 TDI 2.8 TDI	105 55 61 - 80 92 - 116	06/96→07/06 09/96→07/06 06/96→07/06 07/97→07/06		Baumuster: LT 46		03.0137-9256.2	669256	
			➡	Baumuster: LT 28		03.0137-9255.2	669255	
						03.0137-9700.2	669700	
						03.0137-9704.2	669704	
			➡	Baumuster: LT 35		03.0137-9255.2	669255	
						03.0137-9700.2	669700	
						03.0137-9704.2	669704	
 Seilzug, Feststellbremse								
2.3 2.5 SDI 2.5 TDI 2.8 TDI	105 55 61 - 80 92 - 116	06/96→07/06 09/96→07/06 06/96→07/06 07/97→07/06		Radstand [mm]: 4.025; Baumuster: LT 46; Scheibenbremse; 		24.3727-0179.2	580179	L= 1.525
				Radstand [mm]: 3.550; Baumuster: LT 46; Scheibenbremse; 		24.3727-0179.2	580179	L= 1.525
				Radstand [mm]: 4.025; Baumuster: LT 46; Scheibenbremse; 		24.3727-0180.2	580180	L= 1.526
				Radstand [mm]: 3.550; Baumuster: LT 46; Scheibenbremse; 		24.3727-0180.2	580180	L= 1.526
				Radstand [mm]: 4.025; Baumuster: LT 46; Scheibenbremse; 	1	24.3727-0181.2	580181	L= 2.440
				Radstand [mm]: 4.025; Baumuster: LT 35; Scheibenbremse; 	2	24.3727-0438.2	580438	L= 1.513
				Radstand [mm]: 3.550; Baumuster: LT 28; Scheibenbremse; 	2	24.3727-0438.2	580438	L= 1.513
				Radstand [mm]: 3.000; Baumuster: LT 35; Scheibenbremse; 	2	24.3727-0438.2	580438	L= 1.513
				Radstand [mm]: 3.000; Baumuster: LT 28; Scheibenbremse; 	2	24.3727-0438.2	580438	L= 1.513
				Radstand [mm]: 4.025; Baumuster: LT 35; Scheibenbremse; 	1	24.3727-0441.2	580441	L= 2.460
				Radstand [mm]: 3.000; Baumuster: LT 35; Scheibenbremse; 	1	24.3727-0442.2	580442	L= 1.435
				Radstand [mm]: 3.000; Baumuster: LT 28; Scheibenbremse; 	1	24.3727-0442.2	580442	L= 1.435
				Radstand [mm]: 3.550; Baumuster: LT 28; Scheibenbremse; 	1	24.3727-0443.2	580443	L= 1.990
				Radstand [mm]: 3.550; Baumuster: LT 35; Scheibenbremse; 	1	24.3727-0443.2	580443	L= 1.990
				Radstand [mm]: 3.550; Baumuster: LT 46; Scheibenbremse; 	1	24.3727-0444.2	580444	L= 1.970












	kw			 	! #		
VW - LUPO I (6X1, 6E1) 09/98→07/05							
 Radbremszylinder							
1.0	37	09/98→07/05	➡	- ABS	2	24.3215-0903.3 020154	ALU
1.4	44	10/00→07/05	➡				
1.4 TDI	55	01/99→07/05	➡	+ ABS	2	24.3217-0908.3 020167	ALU
1.7 SDI	44	09/98→07/05	➡				
1.2 TDI 3L	45	07/99→07/05	➡		2	24.3215-0903.3 020154	ALU
1.4 16V	55	09/98→07/05	➡	10/98→; - ABS	2	24.3215-0903.3 020154	ALU
			➡	10/98→; + ABS	2	24.3217-0908.3 020167	ALU
Zubehörsatz, Bremsbacken							
1.0	37	09/98→07/05	➡	→ 6X-X-003000		03.0137-9008.2 669008	
1.4 TDI	55	01/99→07/05	➡				
1.7 SDI	44	09/98→07/05	➡	6X-X-003001→		03.0137-9168.2 669168	VW
1.2 TDI 3L	45	07/99→07/05	➡			03.0137-9008.2 669008	
1.4	44	10/00→07/05	➡			03.0137-9168.2 669168	VW
1.4 16V	55	09/98→07/05	➡	10/98→; → 6X-X-003000		03.0137-9008.2 669008	
			➡	6X-X-003001→		03.0137-9168.2 669168	VW
 Bremstrommel							
1.0	37	09/98→07/05	➡	→ 6X-X-003000		24.0218-0036.1 480147	Ø 211,5 x 41 / 181,5
1.4 TDI	55	01/99→07/05	➡				
1.7 SDI	44	09/98→07/05	➡	6X-X-003001→		24.0220-0032.1 480130	Ø 240 x 50,1 / 201,5
1.4	44	10/00→07/05	➡			24.0220-0032.1 480130	Ø 240 x 50,1 / 201,5
1.4 16V	55	09/98→07/05	➡	10/98→; → 6X-X-003000		24.0218-0036.1 480147	Ø 211,5 x 41 / 181,5
			➡	6X-X-003001→		24.0220-0032.1 480130	Ø 240 x 50,1 / 201,5
 Bremsbackensatz							
1.0	37	09/98→07/05	➡	→ 6X-X-003000		03.0137-0126.2 650126	Ø 180 x 31 + HEB
1.4 TDI	55	01/99→07/05	➡				
1.7 SDI	44	09/98→07/05	➡	6X-X-003001→		03.0137-0268.2 650268	VW Ø 200 x 40 + HEB
			➡	6X-X-003001→; + ABS		03.0420-1517.3 681517	VW Ø 200 x 40 + RZ / + Zub Kit
						03.0520-1517.3 691517	VW Ø 200 x 40 + RZ / + Zub TopKit
			➡	→ 6X-X-003000; - ABS		03.0520-0215.3 690215	VW Ø 180 x 31 + RZ / + Zub TopKit
						03.0525-0001.3 EQ0001	VW Ø 180 x 31 - RZ / + Zub Easy Quick
			➡	6X-X-003001→; - ABS		03.0520-0415.3 690415	VW Ø 200 x 40 + RZ / + Zub TopKit
1.4	44	10/00→07/05	➡			03.0137-0268.2 650268	VW Ø 200 x 40 + HEB
			➡	+ ABS		03.0420-1517.3 681517	VW Ø 200 x 40 + RZ / + Zub Kit
						03.0520-1517.3 691517	VW Ø 200 x 40 + RZ / + Zub TopKit
			➡	- ABS		03.0520-0415.3 690415	VW Ø 200 x 40 + RZ / + Zub TopKit
1.4 16V	55	09/98→07/05	➡	10/98→; → 6X-X-003000		03.0137-0126.2 650126	Ø 180 x 31 + HEB
			➡	6X-X-003001→		03.0137-0268.2 650268	VW Ø 200 x 40 + HEB
			➡	6X-X-003001→; + ABS		03.0420-1517.3 681517	VW Ø 200 x 40 + RZ / + Zub Kit
						03.0520-1517.3 691517	VW Ø 200 x 40 + RZ / + Zub TopKit
			➡	10/98→; → 6X-X-003000; - ABS		03.0520-0215.3 690215	VW Ø 180 x 31 + RZ / + Zub TopKit
						03.0525-0001.3 EQ0001	VW Ø 180 x 31 - RZ / + Zub Easy Quick
			➡	6X-X-003001→; - ABS		03.0520-0415.3 690415	VW Ø 200 x 40 + RZ / + Zub TopKit
 Seilzug, Feststellbremse							
1.0	37	09/98→07/05		Trommelbremse; 	2	24.3727-0159.2 580159	L= 1.392
1.2 TDI 3L	45	07/99→07/05					
1.4	44	10/00→07/05					
1.4 TDI	55	01/99→07/05					
1.7 SDI	44	09/98→07/05					
1.4 16V	55	09/98→07/05		10/98→; Trommelbremse; 	2	24.3727-0159.2 580159	L= 1.392
1.4 16V	74	08/99→07/05					
1.4 FSI	77	02/01→07/05		Scheibenbremse; 	2	24.3727-2707.2 582707	L= 1.496
1.6 GTI	92	09/00→07/05					








	kW					! #		
VW - MULTIVAN V (7HM, 7HN, 7HF, 7EF, 7EM, 7EN) 04/03→08/15								
 Bremsbackensatz, Feststellbremse								
1.9 TDI	62 - 77	04/03→11/09	➔				03.0137-0419.2 650419	Ø 185 x 30
2.0	85	11/03→08/15						
2.0 BiTDI	132	09/09→08/15						
2.0 BiTDI 4motion	132	09/09→08/15						
2.0 TDI	62 - 103	09/09→08/15						
2.0 TDI 4motion	100 - 103	09/09→08/15						
2.5 TDI	96 - 128	04/03→11/09						
2.5 TDI 4motion	96 - 128	07/04→11/09						
3.2 V6	170 - 173	02/04→12/09						
3.2 V6 4motion	173	07/04→12/09						
Zubehörsatz, Feststellbremsbacken								
1.9 TDI	62 - 77	04/03→11/09					03.0137-9700.2 669700	
2.0	85	11/03→08/15					03.0137-9702.2 669702	
2.0 BiTDI	132	09/09→08/15	➔				03.0137-9288.2 669288	
2.0 BiTDI 4motion	132	09/09→08/15						
2.0 TDI	62 - 103	09/09→08/15						
2.0 TDI 4motion	100 - 103	09/09→08/15						
2.5 TDI	96 - 128	04/03→11/09						
2.5 TDI 4motion	96 - 128	07/04→11/09						
3.2 V6	170 - 173	02/04→12/09						
3.2 V6 4motion	173	07/04→12/09						
 Seilzug, Feststellbremse								
1.9 TDI	62 - 77	04/03→11/09		+PR OE1 / OE2 / OWL / OWN / OWM / OWP / OWQ; Scheibenbremse; 	2	24.3727-0184.2 580184	L= 1.303	
2.0	85	11/03→08/15						
2.0 BiTDI	132	09/09→08/15						
2.0 TDI	62 - 103	09/09→08/15						
2.5 TDI	96 - 128	04/03→11/09						
3.2 V6	170 - 173	02/04→12/09						
2.0 BiTDI 4motion	132	09/09→08/15		7H-A-20001→; Scheibenbremse;	2	24.3727-0184.2 580184	L= 1.303	
2.0 TDI 4motion	100 - 103	09/09→08/15		+PR G0C / G0K / G1C; 				
2.5 TDI 4motion	96 - 128	07/04→11/09						
3.2 V6 4motion	173	07/04→12/09						
2.0 TDI	84	05/11→08/15		Scheibenbremse;	2	24.3727-0184.2 580184	L= 1.303	
2.0 TSI	110 - 150	05/11→08/15		+PR G0C / G0K / G1C; 				
2.0 TSI 4motion	150	07/11→08/15						
VW - MULTIVAN VI (SGF, SGM, SGN, SHM, SHN) 04/15→								
 Seilzug, Feststellbremse								
2.0 TDI	62 - 150	04/15→		+PR G0C / G0K / G1C; Scheibenbremse; 	2	24.3727-0184.2 580184	L= 1.303	
2.0 TDI 4motion	103 - 150	06/15→						
2.0 TSI	110 - 150	04/15→07/19						
2.0 TSI 4motion	150	06/15→07/19						
2.0 TDI	81	07/19→		Schaltgetriebe 5 Gang / Schaltgetriebe 6 Gang / Getriebeautomatik 7 Gang; +PR G0C / G0K / G1C; 	2	24.3727-0184.2 580184	L= 1.303	
VW - NEW BEETLE (9C1, 1C1) 01/98→11/10								
 Seilzug, Feststellbremse								
1.4	55	11/01→09/10		→ 05/10; Scheibenbremse; 	2	24.3727-0173.2 580173	L= 1.693	
1.9 TDI	77	07/05→09/10						
1.6	74	10/99→09/00		11/99→; → 9C-Y-607008; Scheibenbremse; 	2	24.3727-0149.2 580149	L= 1.688	
				9C-Y-607009→; Scheibenbremse; 	2	24.3727-0173.2 580173	L= 1.693	
1.6	75	06/00→09/10		→ 9C-Y-607008; Scheibenbremse; 	2	24.3727-0149.2 580149	L= 1.688	
1.8 T	110	10/99→09/10						
➔								















































	kW					! #		
VW - NEW BEETLE (9C1, 1C1) 01/98→11/10								
 Seilzug, Feststellbremse								
1.9 TDI 2.0 2.5	74 85 110	02/01→09/10 01/98→09/10 07/05→09/10		9C-Y-607009→; → 05/10; Scheibenbremse; 		2	24.3727-0173.2 580173	L= 1.693
1.8 T	132	11/01→06/05		Scheibenbremse; 		2	24.3727-0173.2 580173	L= 1.693
1.9 TDI	66	01/98→06/04		→ 9C-Y-607008; Scheibenbremse; 		2	24.3727-0149.2 580149	L= 1.688
				9C-Y-607009→; Scheibenbremse; 		2	24.3727-0173.2 580173	L= 1.693
2.3 V5	125	10/00→09/10		für Fahrzeuge ohne verstärktes Fahrwerk; → 05/05; Scheibenbremse; 		2	24.3727-0173.2 580173	L= 1.693
3.2 RSI 4motion	165	04/00→05/01		für Fahrzeuge ohne verstärktes Fahrwerk; Scheibenbremse; 		2	24.3727-0173.2 580173	L= 1.693
VW - NEW BEETLE Cabriolet (1Y7) 09/02→12/11								
 Seilzug, Feststellbremse								
1.4 1.6 1.9 TDI 2.5	55 75 77 110	01/03→09/10 01/03→09/10 07/05→09/10 07/05→09/10		→ 05/10; Scheibenbremse; 		2	24.3727-0173.2 580173	L= 1.693
1.8 T	110	01/03→09/10		12/03→ 05/10; Scheibenbremse; 		2	24.3727-0173.2 580173	L= 1.693
1.9 TDI	74	06/03→09/10		07/03→ 05/10; Scheibenbremse; 		2	24.3727-0173.2 580173	L= 1.693
2.0	85	09/02→10/10		01/03→ 05/10; Scheibenbremse; 		2	24.3727-0173.2 580173	L= 1.693
VW - PASSAT B3/B4 Variant (3A5, 35I) 02/88→06/97								
 Radbremszylinder								
1.8 1.9 TD	55 55	08/90→05/97 03/91→05/97	➡	10/93→ 12/96		2	24.3220-0909.3 020210	ALU
			➡	→ 10/93		2	24.3220-0909.3 020210	ALU
1.8	66	02/88→05/97	➡	04/88→ 10/93		2	24.3220-0909.3 020210	ALU
			➡	10/93→ 12/96		2	24.3220-0909.3 020210	ALU
1.9 TDI	66	10/93→05/97	➡	06/95→; → 3A-S-300000		2	24.3220-0909.3 020210	ALU
Zubehörsatz, Bremsbacken								
1.8	55	08/90→05/97	➡	31-M-280001→; → 10/93			03.0137-9149.2 669149	
			➡	10/93→ 12/96			03.0137-9149.2 669149	
			➡	→ 31-M-280000			03.0137-9164.2 669164	
1.8	66	02/88→05/97	➡	31-M-280001→; → 10/93			03.0137-9149.2 669149	
			➡	10/93→ 12/96			03.0137-9149.2 669149	
			➡	04/88→; → 31-M-280000			03.0137-9164.2 669164	
1.9 TD	55	03/91→05/97	➡	10/93→ 12/96			03.0137-9149.2 669149	
			➡	→ 10/93			03.0137-9149.2 669149	
1.9 TDI	66	10/93→05/97	➡	→ 3A-S-300000			03.0137-9149.2 669149	
 Bremstrommel								
1.8 1.9 TD	55 55	08/90→05/97 03/91→05/97	➡	10/93→ 12/96			24.0223-0012.1 480042	Ø 290 x 53,4 / 231,5 - RLG / - ABS Ring
			➡	→ 10/93			24.0223-0012.1 480042	Ø 290 x 53,4 / 231,5 - RLG / - ABS Ring
1.8	66	02/88→05/97	➡	04/88→ 10/93			24.0223-0012.1 480042	Ø 290 x 53,4 / 231,5 - RLG / - ABS Ring
			➡	10/93→ 12/96			24.0223-0012.1 480042	Ø 290 x 53,4 / 231,5 - RLG / - ABS Ring
1.9 TDI	66	10/93→05/97	➡	→ 3A-S-300000			24.0223-0012.1 480042	Ø 290 x 53,4 / 231,5 - RLG / - ABS Ring
 Bremsbackensatz								
1.8	55	08/90→05/97	➡	31-M-280001→; → 10/93			03.0137-0264.2 650264 03.0520-6120.3 696120 03.0525-0009.3 EQ0009	Ø 230 x 40 + HEB VW Ø 230 x 40 + RZ / + Zub TopKit VW Ø 230 x 40 - RZ / + Zub Easy Quick
			➡	→ 31-M-280000			03.0137-0264.2 650264 03.0520-6120.3 696120 03.0525-0009.3 EQ0009	Ø 230 x 40 + HEB VW Ø 230 x 40 + RZ / + Zub TopKit VW Ø 230 x 40 - RZ / + Zub Easy Quick
			➡	10/93→ 12/96			03.0137-0264.2 650264	Ø 230 x 40 + HEB
→								

















	kw					! #		
VW - PASSAT B3/B4 Variant (3A5, 35I) 02/88→06/97								
 Bremsbackensatz								
1.8	55	08/90→05/97	➔	10/93→12/96			03.0520-6120.3 696120 03.0525-0009.3 EQ0009	VW Ø 230 x 40 + RZ / + Zub TopKit VW Ø 230 x 40 - RZ / + Zub Easy Quick
1.8	66	02/88→05/97	➔	04/88→; → 31-M-280000			03.0137-0264.2 650264 03.0520-6120.3 696120 03.0525-0009.3 EQ0009	Ø 230 x 40 + HEB VW Ø 230 x 40 + RZ / + Zub TopKit VW Ø 230 x 40 - RZ / + Zub Easy Quick
				31-M-280001→; → 10/93			03.0137-0264.2 650264 03.0520-6120.3 696120 03.0525-0009.3 EQ0009	Ø 230 x 40 + HEB VW Ø 230 x 40 + RZ / + Zub TopKit VW Ø 230 x 40 - RZ / + Zub Easy Quick
				10/93→12/96			03.0137-0264.2 650264 03.0520-6120.3 696120 03.0525-0009.3 EQ0009	Ø 230 x 40 + HEB VW Ø 230 x 40 + RZ / + Zub TopKit VW Ø 230 x 40 - RZ / + Zub Easy Quick
1.9 TD	55	03/91→05/97	➔	10/93→12/96			03.0137-0264.2 650264 03.0520-6120.3 696120 03.0525-0009.3 EQ0009	Ø 230 x 40 + HEB VW Ø 230 x 40 + RZ / + Zub TopKit VW Ø 230 x 40 - RZ / + Zub Easy Quick
				→ 10/93			03.0137-0264.2 650264 03.0520-6120.3 696120 03.0525-0009.3 EQ0009	Ø 230 x 40 + HEB VW Ø 230 x 40 + RZ / + Zub TopKit VW Ø 230 x 40 - RZ / + Zub Easy Quick
1.9 TDI	66	10/93→05/97	➔	→ 3A-S-300000			03.0137-0264.2 650264 03.0520-6120.3 696120 03.0525-0009.3 EQ0009	Ø 230 x 40 + HEB VW Ø 230 x 40 + RZ / + Zub TopKit VW Ø 230 x 40 - RZ / + Zub Easy Quick
 Seilzug, Feststellbremse								
1.8	55	08/90→05/97		→ 10/93; Trommelbremse; 	2	24.3727-0125.2 580125	L= 1.628	
1.9 TD	55	03/91→05/97		10/93→12/96; Trommelbremse; 	2	24.3727-0153.2 580153	L= 1.624	
1.8	66	02/88→05/97		04/88→10/93; Trommelbremse; 	2	24.3727-0125.2 580125	L= 1.628	
				10/93→12/96; Trommelbremse; 	2	24.3727-0153.2 580153	L= 1.624	
1.8 G60 Syncro	118	08/88→05/97		→ 10/93; Scheibenbremse; 	2	24.3727-0167.2 580167	L= 1.718	
1.9 TDI	66	10/93→05/97		3A-T-000001→; → 12/96; Scheibenbremse; 	2	24.3727-0152.2 580152	L= 1.721	
				→ 3A-S-300000; Trommelbremse; 	2	24.3727-0153.2 580153	L= 1.624	
1.9 TDI	81	03/96→05/97		→ 12/96; Scheibenbremse; 	2	24.3727-0152.2 580152	L= 1.721	
2.0 16V	110	01/94→05/97						
2.0	85	02/90→05/97		03/90→10/93; Scheibenbremse; 	2	24.3727-0126.2 580126	L= 1.749	
				10/93→12/96; Scheibenbremse; 	2	24.3727-0152.2 580152	L= 1.721	
2.8 VR6	128	06/91→05/97		→ 10/93; Scheibenbremse; 	2	24.3727-0126.2 580126	L= 1.749	
				10/93→12/96; Scheibenbremse; 	2	24.3727-0152.2 580152	L= 1.721	
2.9 VR6 Syncro	135	01/94→05/97		10/94→12/96; Scheibenbremse; 	2	24.3727-0167.2 580167	L= 1.718	
VW - PASSAT B5.5 (3B3) 10/00→12/05								
 Seilzug, Feststellbremse								
1.6	75	11/00→05/05		Scheibenbremse; 		24.3727-0170.2 580170	L= 1.890	
1.8 T	125	02/01→11/05				24.3727-0174.2 580174	L= 1.890	
1.8 T 20V	110	11/00→05/05		Scheibenbremse; 				
1.9 TDI	74 - 96	11/00→05/05						
2.0	85	11/00→05/05						
2.0 TDI	100	12/03→05/05						
2.3 V5	125	11/00→05/05						
2.5 TDI	110 - 120	11/00→05/05						
2.8	140 - 142	10/00→05/05						
2.0	96	11/01→05/05		05/02→; Scheibenbremse; 		24.3727-0170.2 580170	L= 1.890	
				05/02→; Scheibenbremse; 		24.3727-0174.2 580174	L= 1.890	








	kw			 	! #		
VW - PASSAT B5.5 Variant (3B6) 09/00→08/05							
 Seilzug, Feststellbremse							
1.6	75	11/00→05/05		Scheibenbremse; <input type="checkbox"/>		24.3727-0170.2 580170	L= 1.890
1.8 T 20V	110	11/00→05/05		Scheibenbremse; <input type="checkbox"/>		24.3727-0174.2 580174	L= 1.890
1.9 TDI	74 - 96	11/00→05/05					
2.0	85	11/00→05/05					
2.0 TDI	100	12/03→05/05					
2.3 VR5	125	11/00→05/05					
2.5 TDI	110 - 120	11/00→05/05					
1.8 T	125	05/02→08/05		→ 06/05; Scheibenbremse; <input type="checkbox"/>		24.3727-0170.2 580170	L= 1.890
2.8	142	10/00→08/05		→ 06/05; Scheibenbremse; <input type="checkbox"/>		24.3727-0174.2 580174	L= 1.890
2.0	96	11/01→05/05		05/02→; Scheibenbremse; <input type="checkbox"/>		24.3727-0170.2 580170	L= 1.890
				05/02→; Scheibenbremse; <input type="checkbox"/>		24.3727-0174.2 580174	L= 1.890
VW - PASSAT B5 (3B2) 08/96→12/01							
 Seilzug, Feststellbremse							
1.6	74	10/96→11/00		Scheibenbremse; <input type="checkbox"/>		24.3727-0170.2 580170	L= 1.890
1.8 T	110	10/96→11/00		Scheibenbremse; <input type="checkbox"/>		24.3727-0174.2 580174	L= 1.890
1.9 TDI	81 - 85	10/96→11/00					
2.3 VR5	110	10/96→11/00					
2.8 V6	132 - 142	08/96→11/00					
1.8	85 - 92	10/96→11/00		→ 09/00; Scheibenbremse; <input type="checkbox"/>		24.3727-0170.2 580170	L= 1.890
1.9 TDI	66	10/96→11/00		→ 09/00; Scheibenbremse; <input type="checkbox"/>		24.3727-0174.2 580174	L= 1.890
1.9 TDI	74	02/00→11/00		10/00→; Scheibenbremse; <input type="checkbox"/>		24.3727-0170.2 580170	L= 1.890
2.0	88	04/00→11/00		10/00→; Scheibenbremse; <input type="checkbox"/>		24.3727-0174.2 580174	L= 1.890
2.5 TDI	110	07/98→11/00		08/98→; Scheibenbremse; <input type="checkbox"/>		24.3727-0170.2 580170	L= 1.890
				08/98→; Scheibenbremse; <input type="checkbox"/>		24.3727-0174.2 580174	L= 1.890
VW - PASSAT B5 Variant (3B5) 05/97→12/01							
 Seilzug, Feststellbremse							
1.6	74	06/97→11/00		Scheibenbremse; <input type="checkbox"/>		24.3727-0170.2 580170	L= 1.890
1.8 T	110	05/97→11/00		Scheibenbremse; <input type="checkbox"/>		24.3727-0174.2 580174	L= 1.890
1.9 TDI	81 - 85	06/97→11/00					
2.3 VR5	110	06/97→11/00					
2.8 V6	132 - 142	06/97→11/00					
1.8	85 - 92	06/97→11/00		→ 09/00; Scheibenbremse; <input type="checkbox"/>		24.3727-0170.2 580170	L= 1.890
1.9 TDI	66	06/97→11/00		→ 09/00; Scheibenbremse; <input type="checkbox"/>		24.3727-0174.2 580174	L= 1.890
1.9 TDI	74	02/00→11/00		10/00→; Scheibenbremse; <input type="checkbox"/>		24.3727-0170.2 580170	L= 1.890
2.0	88	04/00→11/00		10/00→; Scheibenbremse; <input type="checkbox"/>		24.3727-0174.2 580174	L= 1.890
2.5 TDI	110	07/98→11/00		08/98→; Scheibenbremse; <input type="checkbox"/>		24.3727-0170.2 580170	L= 1.890
				08/98→; Scheibenbremse; <input type="checkbox"/>		24.3727-0174.2 580174	L= 1.890
VW - POLO (6N2) 10/99→10/01							
 Radbremszylinder							
1.0	37	10/99→09/01	➡		2	03.3217-2112.3 020027	GG
1.4	40 - 44	10/99→09/01				24.3217-0908.3 020167	ALU
1.4 16V	74	10/99→09/01					
1.7 SDI	44	10/99→09/01					
1.9 D	47	10/99→09/01					
1.9 SDI	47	10/99→09/01					
1.4 16V	55	10/99→09/01	➡	+ ABS	2	03.3217-2112.3 020027	GG
1.4 TDI	55	10/99→09/01				24.3217-0908.3 020167	ALU
			➡	- ABS	2	24.3219-0909.3 020188	ALU
Zubehörsatz, Bremsbacken							
1.0	37	10/99→09/01	➡	→ 6N-XY227489; - ABS		03.0137-9008.2 669008	
1.4	40 - 44	10/99→09/01	➡	6N-XY227490→		03.0137-9168.2 669168	VW
1.4 16V	74	10/99→09/01	➡	→ 6N-XY227489; + ABS		03.0137-9168.2 669168	VW
1.7 SDI	44	10/99→09/01					
1.9 D	47	10/99→09/01					
1.9 SDI	47	10/99→09/01					
1.4 16V	55	10/99→09/01	➡	- ABS		03.0137-9168.2 669168	VW
1.4 TDI	55	10/99→09/01					

	kw					! #		
VW - POLO (6N2) 10/99→10/01								
Bremstrommel								
1.0 1.4	37 40 - 44	10/99→09/01 10/99→09/01	➔	→ 6N-XY227489; - ABS		24.0218-0007.1	480003	Ø 211,5 x 38,5 / 181 - RLG
						24.0218-0707.2	480211	Ø 211,5 x 38,5 / 181 + RLG
1.4 16V 1.7 SDI 1.9 D 1.9 SDI	74 44 47 47	10/99→09/01 10/99→09/01 10/99→09/01 10/99→09/01	➔	6N-XY227490→ 6N-XY420000		24.0220-0018.1	480019	Ø 240 x 50 / 201 - RLG / - ABS Ring
						24.0220-0718.2	480209	Ø 240 x 50 / 201 + RLG / - ABS Ring
			➔	→ 6N-XY227489; + ABS		24.0220-0018.1	480019	Ø 240 x 50 / 201 - RLG / - ABS Ring
						24.0220-0718.2	480209	Ø 240 x 50 / 201 + RLG / - ABS Ring
			➔	6N-XY420001→		24.0220-0032.1	480130	Ø 240 x 50,1 / 201,5
1.4 16V 1.4 TDI	55 55	10/99→09/01 10/99→09/01	➔	→ 6N-XY420000; - ABS		24.0220-0018.1	480019	Ø 240 x 50 / 201 - RLG / - ABS Ring
						24.0220-0718.2	480209	Ø 240 x 50 / 201 + RLG / - ABS Ring
			➔	6N-XY420001→; - ABS		24.0220-0032.1	480130	Ø 240 x 50,1 / 201,5
Bremsbackensatz								
1.0 1.4	37 40 - 44	10/99→09/01 10/99→09/01	➔	→ 6N-XY227489; - ABS		03.0137-0126.2	650126	Ø 180 x 31 + HEB
						03.0420-0617.3	680617	VW Ø 180 x 31 + RZ / + Zub Kit
1.4 16V 1.7 SDI 1.9 D 1.9 SDI	74 44 47 47	10/99→09/01 10/99→09/01 10/99→09/01 10/99→09/01	➔	6N-XY227490→		03.0520-3917.3	693917	VW Ø 180 x 31 + RZ / + Zub TopKit
						03.0525-0001.3	EQ0001	VW Ø 180 x 31 - RZ / + Zub Easy Quick
			➔	→ 6N-XY227489; + ABS		03.0137-0268.2	650268	VW Ø 200 x 40 + HEB
						03.0420-1517.3	681517	VW Ø 200 x 40 + RZ / + Zub Kit
						03.0520-1517.3	691517	VW Ø 200 x 40 + RZ / + Zub TopKit
1.4 16V	55	10/99→09/01	➔	- ABS		03.0137-0268.2	650268	VW Ø 200 x 40 + HEB
						03.0420-4219.3	684219	VW Ø 200 x 40 + RZ / + Zub Kit
						03.0520-4219.3	694219	VW Ø 200 x 40 + RZ / + Zub TopKit
			➔			03.0420-1517.3	681517	VW Ø 200 x 40 + RZ / + Zub TopKit
						03.0520-1517.3	691517	VW Ø 200 x 40 + RZ / + Zub TopKit
1.4 TDI	55	10/99→09/01	➔	- ABS		03.0137-0268.2	650268	VW Ø 200 x 40 + HEB
						03.0420-4219.3	684219	VW Ø 200 x 40 + RZ / + Zub Kit
						03.0520-4219.3	694219	VW Ø 200 x 40 + RZ / + Zub TopKit
			➔	+ ABS		03.0420-1517.3	681517	VW Ø 200 x 40 + RZ / + Zub TopKit
						03.0520-1517.3	691517	VW Ø 200 x 40 + RZ / + Zub TopKit
Seilzug, Feststellbremse								
1.0 1.4	37 40 - 44	10/99→09/01 10/99→09/01		6N-V-045001→; - ABS; Trommelbremse; ⬇	2	24.3727-0161.2	580161	L= 1.512
				→ 6N-V-045000; - ABS; Trommelbremse; ⬇	2	24.3727-0161.2	580161	L= 1.512
1.7 SDI 1.9 D 1.9 SDI	44 47 47	10/99→09/01 10/99→09/01 10/99→09/01		→ 6N-WW130000; + ABS; Trommelbremse; ⬇	2	24.3727-0161.2	580161	L= 1.512
				6N-WW130001→; + ABS; Trommelbremse; ⬇	2	24.3727-0162.2	580162	L= 1.514
1.4 16V 1.4 TDI	55 55	10/99→09/01 10/99→09/01		- ABS; Trommelbremse; ⬇	2	24.3727-0161.2	580161	L= 1.512
				+ ABS; Scheibenbremse; ⬇	2	24.3727-0165.2	580165	L= 1.641
1.4 16V	74	10/99→09/01		6N-V-045001→; - ABS; Trommelbremse; ⬇	2	24.3727-0161.2	580161	L= 1.512
				→ 6N-V-045000; - ABS; Trommelbremse; ⬇	2	24.3727-0161.2	580161	L= 1.512
				→ 6N-WW130000; + ABS; Trommelbremse; ⬇	2	24.3727-0161.2	580161	L= 1.512
				6N-WW130001→; + ABS; Trommelbremse; ⬇	2	24.3727-0162.2	580162	L= 1.514
				Scheibenbremse; ⬇	2	24.3727-0165.2	580165	L= 1.641
→								










	kw					! #		
VW - POLO (6N2) 10/99→10/01								
 Seilzug, Feststellbremse								
1.6 16V GTI	92	10/99→09/01		Scheibenbremse; 		2	24.3727-0165.2 580165	L= 1.641
VW - POLO (9N_, 9A_) 10/01→10/14								
 Radbremszylinder								
1.2	40 - 44	01/02→11/09	➡	+PR 1KB		2	24.3217-0908.3 020167	ALU
1.2 12V	47 - 51	10/01→11/09	➡	+PR 1KM; 9N-5-500 001→		2	24.3219-0909.3 020188	ALU
1.4 16V	55 - 59	10/01→11/09						
1.4 BiFuel	60	05/06→11/09						
1.4 FSI	63	02/02→07/06						
1.4 TDI	51 - 59	10/01→11/09						
1.9 SDI	47	10/01→11/09						
Zubehörsatz, Bremsbacken								
1.2	40 - 44	01/02→11/09	➡	+PR 1KB / 1KM			03.0137-9168.2 669168	VW
1.2 12V	47 - 51	10/01→11/09						
1.4 16V	55 - 59	10/01→11/09						
1.4 BiFuel	60	05/06→11/09						
1.4 FSI	63	02/02→07/06						
1.4 TDI	51 - 59	10/01→11/09						
1.9 SDI	47	10/01→11/09						
 Bremsstrommel								
1.2	40 - 44	01/02→11/09	➡	+PR 1KB / 1KM			24.0220-0037.1 480161	Ø 240 x 50,1 / 201,5
1.2 12V	47 - 51	10/01→11/09						
1.4 16V	55 - 59	10/01→11/09						
1.4 BiFuel	60	05/06→11/09						
1.4 FSI	63	02/02→07/06						
1.4 TDI	51 - 59	10/01→11/09						
1.9 SDI	47	10/01→11/09						
 Bremsbackensatz								
1.2	40	01/02→05/07	➡	+PR 1KB / 1KM			03.0137-0268.2 650268	VW Ø 200 x 40 + HEB
1.4 FSI	63	02/02→07/06	➡	+PR 1KB			03.0420-1517.3 681517	VW Ø 200 x 40 + RZ / + Zub Kit
			➡	+PR 1KM			03.0520-4817.3 694817	Ø 200 x 40 + RZ / + Zub TopKit
			➡	+PR 1KM			03.0520-8219.3 698219	VW Ø 200 x 40 + RZ / + Zub TopKit
1.2	44	05/07→11/09	➡	+PR 1KB / 1KM			03.0137-0268.2 650268	VW Ø 200 x 40 + HEB
1.2 12V	51	05/07→11/09	➡	→ 05/09; +PR 1KB			03.0420-1517.3 681517	VW Ø 200 x 40 + RZ / + Zub Kit
1.4 16V	59	05/06→11/09	➡	+PR 1KB			03.0520-4817.3 694817	Ø 200 x 40 + RZ / + Zub TopKit
1.4 BiFuel	60	05/06→11/09	➡	+PR 1KB			03.0520-8219.3 698219	VW Ø 200 x 40 + RZ / + Zub TopKit
1.4 TDI	51 - 59	04/05→11/09	➡	+PR 1KM			03.0520-8219.3 698219	VW Ø 200 x 40 + RZ / + Zub TopKit
1.2 12V	47	10/01→07/07	➡	+PR 1KB / 1KM			03.0137-0268.2 650268	VW Ø 200 x 40 + HEB
1.4 16V	55	10/01→05/08	➡	11/01→; +PR 1KB			03.0420-1517.3 681517	VW Ø 200 x 40 + RZ / + Zub Kit
1.4 TDI	55	10/01→06/05	➡	+PR 1KB			03.0520-4817.3 694817	Ø 200 x 40 + RZ / + Zub TopKit
			➡	+PR 1KM			03.0520-8219.3 698219	VW Ø 200 x 40 + RZ / + Zub TopKit
1.9 SDI	47	10/01→11/09	➡	+PR 1KB / 1KM			03.0137-0268.2 650268	VW Ø 200 x 40 + HEB
			➡	11/01→ 05/09; +PR 1KB			03.0420-1517.3 681517	VW Ø 200 x 40 + RZ / + Zub Kit
			➡	+PR 1KB			03.0520-4817.3 694817	Ø 200 x 40 + RZ / + Zub TopKit
			➡	+PR 1KM			03.0520-8219.3 698219	VW Ø 200 x 40 + RZ / + Zub TopKit
 Seilzug, Feststellbremse								
1.2	40	01/02→05/07		+PR 1JB / 1KD / 1KK / 1KS / 1KT; für Fahrzeuge mit Schlechtwegeausführung; Scheibenbremse; 		2	24.3727-0176.2 580176	L= 1.640
1.4 FSI	63	02/02→07/06						
1.6	74	08/02→05/05						
1.6 Flex	74	06/08→04/09		+PR 1JC / 1JL / 1JP / 1JS / 1KD / 1KS / 1KK / 1KT / 1KV / 2EJ; Scheibenbremse; 		2	24.3727-0197.2 580197	L= 1.645
→								












	kw			 	! #		
VW - POLO (9N_, 9A_) 10/01→10/14							
Seilzug, Feststellbremse							
1.2 1.4 FSI 1.6 1.6 Flex	40 63 74 74	01/02→05/07 02/02→07/06 08/02→05/05 06/08→04/09		+PR 1JB / 1KD / 1KK / 1KS / 1KT; für Fahrzeuge mit Schlechtwegeausführung; 	2	24.3727-0198.2 580198	L= 1.645
				für Fahrzeuge ohne Schlechtwegeausführung; Trommelbremse; 	2	24.3727-0199.2 580199	L= 1.580
				+PR 1JB / 1KB; für Fahrzeuge mit Schlechtwegeausführung; Trommelbremse; 	2	24.3727-2504.2 582504	L= 1.580
1.2 1.2 12V 1.4 16V 1.4 BiFuel 1.4 TDI	44 51 59 60 51 - 59	05/07→11/09 05/07→11/09 05/06→11/09 05/06→11/09 04/05→11/09		→ 05/09; +PR 1JB / 1KD / 1KK / 1KS / 1KT; für Fahrzeuge mit Schlechtwegeausführung; Scheibenbremse; 	2	24.3727-0176.2 580176	L= 1.640
1.6 16V 1.8 GTI 1.9 TDI	59 77 110 96	05/06→11/09 09/05→11/09 11/03→11/09		→ 05/09; +PR 1JC / 1JL / 1JP / 1JS / 1KD / 1KS / 1KK / 1KT / 1KV / 2EJ; Scheibenbremse; 	2	24.3727-0197.2 580197	L= 1.645
				→ 05/09; +PR 1JB / 1KD / 1KK / 1KS / 1KT; für Fahrzeuge mit Schlechtwegeausführung; 	2	24.3727-0198.2 580198	L= 1.645
				→ 05/09; für Fahrzeuge ohne Schlechtwegeausführung; Trommelbremse; 	2	24.3727-0199.2 580199	L= 1.580
				→ 05/09; +PR 1JB / 1KB; für Fahrzeuge mit Schlechtwegeausführung; Trommelbremse; 	2	24.3727-2504.2 582504	L= 1.580
1.2 12V 1.4 16V 1.4 TDI	47 55 - 74 55	10/01→07/07 10/01→05/08 10/01→06/05		11/01→; +PR 1JB / 1KD / 1KK / 1KS / 1KT; für Fahrzeuge mit Schlechtwegeausführung; Scheibenbremse; 	2	24.3727-0176.2 580176	L= 1.640
				11/01→; +PR 1JC / 1JL / 1JP / 1JS / 1KD / 1KS / 1KK / 1KT / 1KV / 2EJ; Scheibenbremse; 	2	24.3727-0197.2 580197	L= 1.645
				11/01→; +PR 1JB / 1KD / 1KK / 1KS / 1KT; für Fahrzeuge mit Schlechtwegeausführung; 	2	24.3727-0198.2 580198	L= 1.645
				11/01→; für Fahrzeuge ohne Schlechtwegeausführung; Trommelbremse; 	2	24.3727-0199.2 580199	L= 1.580
				11/01→; +PR 1JB / 1KB; für Fahrzeuge mit Schlechtwegeausführung; Trommelbremse; 	2	24.3727-2504.2 582504	L= 1.580
1.4	61	08/02→11/09		05/06→ 05/09; +PR 1JB / 1KD / 1KK / 1KS / 1KT; für Fahrzeuge mit Schlechtwegeausführung; Scheibenbremse; 	2	24.3727-0176.2 580176	L= 1.640
				05/06→ 05/09; +PR 1JC / 1JL / 1JP / 1JS / 1KD / 1KS / 1KK / 1KT / 1KV / 2EJ; Scheibenbremse; 	2	24.3727-0197.2 580197	L= 1.645
				05/06→ 05/09; +PR 1JB / 1KD / 1KK / 1KS / 1KT; für Fahrzeuge mit Schlechtwegeausführung; 	2	24.3727-0198.2 580198	L= 1.645
				05/06→ 05/09; für Fahrzeuge ohne Schlechtwegeausführung; Trommelbremse; 	2	24.3727-0199.2 580199	L= 1.580
				05/06→ 05/09; +PR 1JB / 1KB; für Fahrzeuge mit Schlechtwegeausführung; Trommelbremse; 	2	24.3727-2504.2 582504	L= 1.580
1.8 GTI Cup Edition	132	05/06→11/09		06/06→ 05/09; +PR 1JB / 1KD / 1KK / 1KS / 1KT; für Fahrzeuge mit Schlechtwegeausführung; Scheibenbremse; 	2	24.3727-0176.2 580176	L= 1.640
				06/06→ 05/09; +PR 1JC / 1JL / 1JP / 1JS / 1KD / 1KS / 1KK / 1KT / 1KV / 2EJ; Scheibenbremse; 	2	24.3727-0197.2 580197	L= 1.645
				06/06→ 05/09; +PR 1JB / 1KD / 1KK / 1KS / 1KT; für Fahrzeuge mit Schlechtwegeausführung; 	2	24.3727-0198.2 580198	L= 1.645
				06/06→ 05/09; für Fahrzeuge ohne Schlechtwegeausführung; Trommelbremse; 	2	24.3727-0199.2 580199	L= 1.580








	kw			 	! #		
VW - POLO (9N_, 9A_) 10/01→10/14							
 Seilzug, Feststellbremse							
1.8 GTI Cup Edition	132	05/06→11/09		06/06→ 05/09; +PR 1JB / 1KB; für Fahrzeuge mit Schlechtwegeausführung; Trommelbremse; 	2	24.3727-2504.2 582504	L= 1.580
1.9 SDI 1.9 TDI	47	10/01→11/09		11/01→ 05/09; +PR 1JB / 1KD / 1KK / 1KS / 1KT; für Fahrzeuge mit Schlechtwegeausführung; Scheibenbremse; 	2	24.3727-0176.2 580176	L= 1.640
	74	10/01→11/09		11/01→ 05/09; +PR 1JC / 1JL / 1JP / 1JS / 1KD / 1KS / 1KK / 1KT / 1KV / 2EJ; Scheibenbremse; 	2	24.3727-0197.2 580197	L= 1.645
				11/01→ 05/09; +PR 1JB / 1KD / 1KK / 1KS / 1KT; für Fahrzeuge mit Schlechtwegeausführung; 	2	24.3727-0198.2 580198	L= 1.645
				11/01→ 05/09; für Fahrzeuge ohne Schlechtwegeausführung; Trommelbremse; 	2	24.3727-0199.2 580199	L= 1.580
				11/01→ 05/09; +PR 1JB / 1KB; für Fahrzeuge mit Schlechtwegeausführung; Trommelbremse; 	2	24.3727-2504.2 582504	L= 1.580
VW - POLO III (6N1) 10/94→10/99							
 Radbremszylinder							
1.7 SDI	42	04/97→10/99	➡	05/97→	2	03.3217-2112.3 020027 24.3217-0908.3 020167	GG ALU
100 1.4 16V 50 1.0 55 1.3 55 1.4 60 1.4 60 1.7 SDI 64 1.9 D 64 1.9 SDI 75 1.6 4motion 75 1.6	74 37 40 40 44 44 47 47 55	04/96→10/99 09/96→10/99 10/94→04/97 08/95→10/99 07/95→10/99 08/97→10/99 10/94→10/99 07/96→10/99 08/95→10/99 10/94→10/99	➡		2	03.3217-2112.3 020027 24.3217-0908.3 020167	GG ALU
Zubehörsatz, Bremsbacken							
1.7 SDI	42	04/97→10/99	➡	05/97→; → 6N-XY227489; - ABS		03.0137-9008.2 669008	
			➡	6N-XY227490→		03.0137-9168.2 669168	VW
			➡	05/97→; → 6N-XY227489; + ABS		03.0137-9168.2 669168	VW
100 1.4 16V 50 1.0 55 1.3 55 1.4 60 1.4 60 1.7 SDI 64 1.9 D 64 1.9 SDI 75 1.6 4motion 75 1.6	74 37 40 40 44 44 47 47 55	04/96→10/99 09/96→10/99 10/94→04/97 08/95→10/99 07/95→10/99 08/97→10/99 10/94→10/99 07/96→10/99 08/95→10/99 10/94→10/99	➡	→ 6N-XY227489; - ABS		03.0137-9008.2 669008	
			➡	6N-XY227490→		03.0137-9168.2 669168	VW
			➡	→ 6N-XY227489; + ABS		03.0137-9168.2 669168	VW
			➡	→ 6N-XY227489; - ABS		03.0137-9008.2 669008	
			➡	6N-XY227490→; → 09/99		03.0137-9168.2 669168	VW
			➡	→ 6N-XY227489; + ABS		03.0137-9168.2 669168	VW
 Bremstrommel							
1.7 SDI	42	04/97→10/99	➡	05/97→; → 6N-XY227489; - ABS		24.0218-0007.1 480003 24.0218-0707.2 480211	Ø 211,5 x 38,5 / 181 - RLG Ø 211,5 x 38,5 / 181 + RLG
			➡	6N-XY227490→6N-XY420000		24.0220-0018.1 480019 24.0220-0718.2 480209	Ø 240 x 50 / 201 - RLG / - ABS Ring Ø 240 x 50 / 201 + RLG / - ABS Ring
			➡	05/97→; → 6N-XY227489; + ABS		24.0220-0018.1 480019 24.0220-0718.2 480209	Ø 240 x 50 / 201 - RLG / - ABS Ring Ø 240 x 50 / 201 + RLG / - ABS Ring
			➡	6N-XY420001→		24.0220-0032.1 480130	Ø 240 x 50,1 / 201,5
			➡	→ 6N-XY227489; - ABS		24.0218-0007.1 480003 24.0218-0707.2 480211	Ø 211,5 x 38,5 / 181 - RLG Ø 211,5 x 38,5 / 181 + RLG
100 1.4 16V 50 1.0 55 1.3 55 1.4 60 1.4 →	74 37 40 40 44	04/96→10/99 09/96→10/99 10/94→04/97 08/95→10/99 07/95→10/99	➡	6N-XY227490→6N-XY420000		24.0220-0018.1 480019	Ø 240 x 50 / 201 - RLG / - ABS Ring























	kW			 	! #		
VW - POLO III (6N1) 10/94→10/99							
Bremstrommel							
60 1.7 SDI 64 1.9 D 64 1.9 SDI	44	08/97→10/99	➡	6N-XY227490→ 6N-XY420000		24.0220-0718.2 480209	Ø 240 x 50 / 201 + RLG / - ABS Ring
	47	10/94→10/99				24.0220-0018.1 480019	Ø 240 x 50 / 201 - RLG / - ABS Ring
	47	07/96→10/99	➡	→ 6N-XY227489; + ABS		24.0220-0718.2 480209	Ø 240 x 50 / 201 + RLG / - ABS Ring
			➡	6N-XY420001→		24.0220-0032.1 480130	Ø 240 x 50,1 / 201,5
75 1.6	55	10/94→10/99	➡	→ 6N-XY227489; - ABS		24.0218-0007.1 480003	Ø 211,5 x 38,5 / 181 - RLG
						24.0218-0707.2 480211	Ø 211,5 x 38,5 / 181 + RLG
			➡	6N-XY227490→; → 09/99		24.0220-0018.1 480019	Ø 240 x 50 / 201 - RLG / - ABS Ring
						24.0220-0718.2 480209	Ø 240 x 50 / 201 + RLG / - ABS Ring
75 1.6 4motion	55	08/95→10/99	➡	→ 6N-XY227489; - ABS		24.0218-0007.1 480003	Ø 211,5 x 38,5 / 181 - RLG
						24.0218-0707.2 480211	Ø 211,5 x 38,5 / 181 + RLG
			➡	6N-XY227490→		24.0220-0018.1 480019	Ø 240 x 50 / 201 - RLG / - ABS Ring
						24.0220-0718.2 480209	Ø 240 x 50 / 201 + RLG / - ABS Ring
			➡	→ 6N-XY227489; + ABS		24.0220-0018.1 480019	Ø 240 x 50 / 201 - RLG / - ABS Ring
						24.0220-0718.2 480209	Ø 240 x 50 / 201 + RLG / - ABS Ring
Bremsbackensatz							
1.7 SDI	42	04/97→10/99	➡	05/97→; → 6N-XY227489; - ABS		03.0137-0126.2 650126	Ø 180 x 31 + HEB
						03.0420-0617.3 680617	VW Ø 180 x 31 + RZ / + Zub Kit
						03.0520-3917.3 693917	VW Ø 180 x 31 + RZ / + Zub TopKit
			➡	6N-XY227490→		03.0525-0001.3 EQ0001	VW Ø 180 x 31 - RZ / + Zub Easy Quick
			➡	6N-XY227490→		03.0137-0268.2 650268	VW Ø 200 x 40 + HEB
						03.0420-1517.3 681517	VW Ø 200 x 40 + RZ / + Zub Kit
						03.0520-1517.3 691517	VW Ø 200 x 40 + RZ / + Zub TopKit
			➡	05/97→; → 6N-XY227489; + ABS		03.0137-0268.2 650268	VW Ø 200 x 40 + HEB
						03.0420-1517.3 681517	VW Ø 200 x 40 + RZ / + Zub Kit
						03.0520-1517.3 691517	VW Ø 200 x 40 + RZ / + Zub TopKit
100 1.4 16V 50 1.0 55 1.3 55 1.4 60 1.4 60 1.7 SDI 64 1.9 D 64 1.9 SDI 75 1.6 4motion	74 37 40 40 44 44 47 47 55	04/96→10/99 09/96→10/99 10/94→04/97 08/95→10/99 07/95→10/99 08/97→10/99 10/94→10/99 07/96→10/99 08/95→10/99	➡	→ 6N-XY227489; - ABS		03.0137-0126.2 650126	Ø 180 x 31 + HEB
						03.0420-0617.3 680617	VW Ø 180 x 31 + RZ / + Zub Kit
						03.0520-3917.3 693917	VW Ø 180 x 31 + RZ / + Zub TopKit
						03.0525-0001.3 EQ0001	VW Ø 180 x 31 - RZ / + Zub Easy Quick
			➡	6N-XY227490→		03.0137-0268.2 650268	VW Ø 200 x 40 + HEB
						03.0420-1517.3 681517	VW Ø 200 x 40 + RZ / + Zub Kit
			03.0520-1517.3 691517	VW Ø 200 x 40 + RZ / + Zub TopKit			
			➡	→ 6N-XY227489; + ABS		03.0137-0268.2 650268	VW Ø 200 x 40 + HEB
						03.0420-1517.3 681517	VW Ø 200 x 40 + RZ / + Zub Kit
						03.0520-1517.3 691517	VW Ø 200 x 40 + RZ / + Zub TopKit
75 1.6	55	10/94→10/99	➡	→ 6N-XY227489; - ABS		03.0137-0126.2 650126	Ø 180 x 31 + HEB
						03.0420-0617.3 680617	VW Ø 180 x 31 + RZ / + Zub Kit
						03.0520-3917.3 693917	VW Ø 180 x 31 + RZ / + Zub TopKit
			➡	6N-XY227490→; → 09/99		03.0525-0001.3 EQ0001	VW Ø 180 x 31 - RZ / + Zub Easy Quick
			➡	6N-XY227490→; → 09/99		03.0137-0268.2 650268	VW Ø 200 x 40 + HEB
						03.0420-1517.3 681517	VW Ø 200 x 40 + RZ / + Zub Kit
						03.0520-1517.3 691517	VW Ø 200 x 40 + RZ / + Zub TopKit













	kw				! #						
VW - POLO III (6N1) 10/94→10/99											
Bremsbackensatz											
75 1.6	55	10/94→10/99	➔	→ 6N-XY227489; + ABS		03.0137-0268.2 650268 03.0420-1517.3 681517 03.0520-1517.3 691517	VW Ø 200 x 40 + HEB VW Ø 200 x 40 + RZ / + Zub Kit VW Ø 200 x 40 + RZ / + Zub TopKit				
Seilzug, Feststellbremse											
1.7 SDI	42	04/97→10/99		6N-V-045001→; - ABS; Trommelbremse; ↓	2	24.3727-0161.2 580161	L= 1.512				
				05/97→; → 6N-WW130000; + ABS; Trommelbremse; ↓	2	24.3727-0161.2 580161	L= 1.512				
				05/97→; → 6N-V-045000; - ABS; Trommelbremse; ↓	2	24.3727-0161.2 580161	L= 1.512				
				6N-WW130001→; + ABS; Trommelbremse; ↓	2	24.3727-0162.2 580162	L= 1.514				
100 1.4 16V	74	04/96→10/99		6N-V-045001→; - ABS; Trommelbremse; ↓	2	24.3727-0161.2 580161	L= 1.512				
				→ 6N-WW130000; + ABS; Trommelbremse; ↓	2	24.3727-0161.2 580161	L= 1.512				
				→ 6N-V-045000; - ABS; Trommelbremse; ↓	2	24.3727-0161.2 580161	L= 1.512				
				6N-WW130001→; + ABS; Trommelbremse; ↓	2	24.3727-0162.2 580162	L= 1.514				
				6N-WW130001→; → 09/99; Scheibenbremse; ↓	2	24.3727-0165.2 580165	L= 1.641				
120 1.6 16V GTI	88	09/98→10/99		6N-WW130001→; → 09/99; Scheibenbremse; ↓	2	24.3727-0165.2 580165	L= 1.641				
				10/99→; Scheibenbremse; ↓	2	24.3727-0165.2 580165	L= 1.641				
50 1.0 55 1.4 60 1.4 60 1.7 SDI 64 1.9 D 64 1.9 SDI 75 1.6 4motion	37 40 44 44 47 47 55	09/96→10/99 08/95→10/99 07/95→10/99 08/97→10/99 10/94→10/99 07/96→10/99 08/95→10/99		6N-V-045001→; - ABS; Trommelbremse; ↓	2	24.3727-0161.2 580161	L= 1.512				
				→ 6N-V-045000; - ABS; Trommelbremse; ↓	2	24.3727-0161.2 580161	L= 1.512				
				→ 6N-WW130000; + ABS; Trommelbremse; ↓	2	24.3727-0161.2 580161	L= 1.512				
				6N-WW130001→; + ABS; Trommelbremse; ↓	2	24.3727-0162.2 580162	L= 1.514				
				6N-V-045001→; → 09/99; - ABS; Trommelbremse; ↓	2	24.3727-0161.2 580161	L= 1.512				
				→ 6N-V-045000; - ABS; Trommelbremse; ↓	2	24.3727-0161.2 580161	L= 1.512				
				6N-WW130001→; → 09/99; + ABS; Trommelbremse; ↓	2	24.3727-0162.2 580162	L= 1.514				
55 1.3	40	10/94→04/97		Trommelbremse; ↓	2	24.3727-0161.2 580161	L= 1.512				
75 1.6	55	10/94→10/99		→ 6N-WW130000; + ABS; Trommelbremse; ↓	2	24.3727-0161.2 580161	L= 1.512				
				→ 6N-V-045000; - ABS; Trommelbremse; ↓	2	24.3727-0161.2 580161	L= 1.512				
				6N-V-045001→; → 09/99; - ABS; Trommelbremse; ↓	2	24.3727-0161.2 580161	L= 1.512				
				6N-WW130001→; → 09/99; + ABS; Trommelbremse; ↓	2	24.3727-0162.2 580162	L= 1.514				
VW - POLO III CLASSIC (6V2) 01/95→11/09											
Radbremszylinder											
1.6 1.9 SDI 1.9 TDI 100 1.6 2.0 57 1.7 SDI 64 1.9 SDI 90 1.9 TDI	74 48 67 74 85 42 47 66	11/02→07/06 06/96→09/01 01/97→08/99 12/95→09/01 08/99→09/01 07/97→09/01 12/95→08/99 09/96→09/01	➔		2	24.3219-0909.3 020188	ALU				
				54 1.4 60 1.4 75 1.4 16V 75 1.6	40 44 55 55	01/98→08/99 12/95→09/01 10/99→09/01 11/95→09/01	➔	- ABS	2	03.3217-2112.3 020027 24.3217-0908.3 020167	GG ALU
								+ ABS	2	24.3219-0909.3 020188	ALU
								→ 09/01	2	24.3219-0909.3 020188	ALU
				68 1.9 SDI	50	08/99→01/02	➔	→ 09/01	2	24.3219-0909.3 020188	ALU
				90 1.8	66	01/97→09/01	➔	03/98→	2	24.3219-0909.3 020188	ALU
				Zubehörsatz, Bremsbacken							
1.6 1.9 SDI 1.9 TDI 100 1.6 2.0 57 1.7 SDI 64 1.9 SDI 75 1.4 16V ➔	74 48 67 74 85 42 47 55	11/02→07/06 06/96→09/01 01/97→08/99 12/95→09/01 08/99→09/01 07/97→09/01 12/95→08/99 10/99→09/01	➔			03.0137-9168.2 669168	VW				






















	kw			 	! #		
VW - POLO III CLASSIC (6V2) 01/95→11/09							
Zubehörsatz, Bremsbacken							
90 1.9 TDI	66	09/96→09/01	➡			03.0137-9168.2 669168	VW
54 1.4 75 1.6	40 55	01/98→08/99 11/95→09/97	➡	- ABS		03.0137-9008.2 669008	
			➡	+ ABS		03.0137-9168.2 669168	VW
60 1.4 75 1.6	44 55	12/95→09/01 11/95→09/01	➡	→ 09/99; - ABS		03.0137-9008.2 669008	
			➡	→ 09/99; + ABS		03.0137-9168.2 669168	VW
			➡	10/99→		03.0137-9168.2 669168	VW
68 1.9 SDI	50	08/99→01/02	➡	→ 09/01		03.0137-9168.2 669168	VW
90 1.8	66	01/97→09/01	➡	03/98→		03.0137-9168.2 669168	VW
 Bremstrommel							
1.6 75 1.4 16V	74 55	11/02→07/06 10/99→09/01	➡			24.0220-0032.1 480130	Ø 240 x 50,1 / 201,5
1.9 SDI 100 1.6 2.0 57 1.7 SDI 90 1.9 TDI	48 74 85 42 66	06/96→09/01 12/95→09/01 08/99→09/01 07/97→09/01 09/96→09/01	➡	→ 09/99		24.0220-0018.1 480019	Ø 240 x 50 / 201 - RLG / - ABS Ring
			➡			24.0220-0718.2 480209	Ø 240 x 50 / 201 + RLG / - ABS Ring
			➡	10/99→		24.0220-0032.1 480130	Ø 240 x 50,1 / 201,5
1.9 TDI 64 1.9 SDI	67 47	01/97→08/99 12/95→08/99	➡			24.0220-0018.1 480019	Ø 240 x 50 / 201 - RLG / - ABS Ring
			➡			24.0220-0718.2 480209	Ø 240 x 50 / 201 + RLG / - ABS Ring
54 1.4 75 1.6	40 55	01/98→08/99 11/95→09/97	➡	- ABS		24.0218-0007.1 480003	Ø 211,5 x 38,5 / 181 - RLG
			➡	+ ABS		24.0218-0707.2 480211	Ø 211,5 x 38,5 / 181 + RLG
			➡			24.0220-0018.1 480019	Ø 240 x 50 / 201 - RLG / - ABS Ring
			➡			24.0220-0718.2 480209	Ø 240 x 50 / 201 + RLG / - ABS Ring
60 1.4 75 1.6	44 55	12/95→09/01 11/95→09/01	➡	→ 09/99; - ABS		24.0218-0007.1 480003	Ø 211,5 x 38,5 / 181 - RLG
			➡	→ 09/99; + ABS		24.0218-0707.2 480211	Ø 211,5 x 38,5 / 181 + RLG
			➡			24.0220-0018.1 480019	Ø 240 x 50 / 201 - RLG / - ABS Ring
			➡			24.0220-0718.2 480209	Ø 240 x 50 / 201 + RLG / - ABS Ring
			➡	10/99→		24.0220-0032.1 480130	Ø 240 x 50,1 / 201,5
68 1.9 SDI	50	08/99→01/02	➡	→ 09/99		24.0220-0018.1 480019	Ø 240 x 50 / 201 - RLG / - ABS Ring
			➡			24.0220-0718.2 480209	Ø 240 x 50 / 201 + RLG / - ABS Ring
			➡	10/99→ 09/01		24.0220-0032.1 480130	Ø 240 x 50,1 / 201,5
90 1.8	66	01/97→09/01	➡	03/98→ 09/99		24.0220-0018.1 480019	Ø 240 x 50 / 201 - RLG / - ABS Ring
			➡			24.0220-0718.2 480209	Ø 240 x 50 / 201 + RLG / - ABS Ring
			➡	10/99→		24.0220-0032.1 480130	Ø 240 x 50,1 / 201,5
 Bremsbackensatz							
1.6 1.9 SDI 1.9 TDI 100 1.6 57 1.7 SDI 64 1.9 SDI 75 1.4 16V 90 1.9 TDI	74 48 67 74 42 47 55 66	11/02→07/06 06/96→09/01 01/97→08/99 12/95→09/01 07/97→09/01 12/95→08/99 10/99→09/01 09/96→09/01	➡			03.0137-0268.2 650268	VW Ø 200 x 40 + HEB
			➡			03.0420-4219.3 684219	VW Ø 200 x 40 + RZ / + Zub Kit
			➡			03.0520-4219.3 694219	VW Ø 200 x 40 + RZ / + Zub TopKit
2.0	85	08/99→09/01	➡			03.0137-0268.2 650268	VW Ø 200 x 40 + HEB
			➡	+ MX		03.0420-4219.3 684219	VW Ø 200 x 40 + RZ / + Zub TopKit
			➡			03.0520-4219.3 694219	VW Ø 200 x 40 + RZ / + Zub TopKit
54 1.4 75 1.6	40 55	01/98→08/99 11/95→09/97	➡	- ABS		03.0137-0126.2 650126	Ø 180 x 31 + HEB
			➡			03.0420-0617.3 680617	VW Ø 180 x 31 + RZ / + Zub Kit
			➡			03.0520-3917.3 693917	VW Ø 180 x 31 + RZ / + Zub TopKit
			➡			03.0525-0001.3 EQ0001	VW Ø 180 x 31 - RZ / + Zub Easy Quick
			➡	+ ABS		03.0137-0268.2 650268	VW Ø 200 x 40 + HEB
			➡			03.0420-4219.3 684219	VW Ø 200 x 40 + RZ / + Zub Kit











	kw					! #		
VW - POLO III CLASSIC (6V2) 01/95→11/09								
 Bremsbackensatz								
54 1.4 75 1.6	40 55	01/98→08/99 11/95→09/97	➡	+ ABS			03.0520-4219.3 694219	VW Ø 200 x 40 + RZ / + Zub TopKit
60 1.4 75 1.6	44 55	12/95→09/01 11/95→09/01	➡	→ 09/99; - ABS			03.0137-0126.2 650126 03.0420-0617.3 680617 03.0520-3917.3 693917 03.0525-0001.3 EQ0001	Ø 180 x 31 + HEB VW Ø 180 x 31 + RZ / + Zub Kit VW Ø 180 x 31 + RZ / + Zub TopKit VW Ø 180 x 31 - RZ / + Zub Easy Quick
				→ 09/99; + ABS			03.0137-0268.2 650268 03.0420-4219.3 684219 03.0520-4219.3 694219	VW Ø 200 x 40 + HEB VW Ø 200 x 40 + RZ / + Zub Kit VW Ø 200 x 40 + RZ / + Zub TopKit
				10/99→			03.0137-0268.2 650268 03.0420-4219.3 684219 03.0520-4219.3 694219	VW Ø 200 x 40 + HEB VW Ø 200 x 40 + RZ / + Zub Kit VW Ø 200 x 40 + RZ / + Zub TopKit
							03.0137-0268.2 650268 03.0420-4219.3 684219 03.0520-4219.3 694219	VW Ø 200 x 40 + HEB VW Ø 200 x 40 + RZ / + Zub Kit VW Ø 200 x 40 + RZ / + Zub TopKit
68 1.9 SDI	50	08/99→01/02	➡	→ 09/01			03.0137-0268.2 650268 03.0420-4219.3 684219 03.0520-4219.3 694219	VW Ø 200 x 40 + HEB VW Ø 200 x 40 + RZ / + Zub Kit VW Ø 200 x 40 + RZ / + Zub TopKit
90 1.8	66	01/97→09/01	➡	03/98→			03.0137-0268.2 650268	VW Ø 200 x 40 + HEB
				03/98→; + MX			03.0420-4219.3 684219 03.0520-4219.3 694219	VW Ø 200 x 40 + RZ / + Zub Kit VW Ø 200 x 40 + RZ / + Zub TopKit
 Seilzug, Feststellbremse								
1.6 1.9 SDI 1.9 TDI 100 1.6 2.0 57 1.7 SDI 64 1.9 SDI 90 1.9 TDI	74 48 67 74 85 42 47 66	11/02→07/06 06/96→09/01 01/97→08/99 12/95→09/01 08/99→09/01 07/97→09/01 12/95→08/99 09/96→09/01		→ 6K-W-591018; Trommelbremse; ⚠	2	24.3727-0161.2 580161	L= 1.512	
				6K-W-591019→; Trommelbremse; ⚠	2	24.3727-0162.2 580162	L= 1.514	
				6K-W-591019→; → 09/01; Scheibenbremse; ⚠	2	24.3727-0165.2 580165	L= 1.641	
				6K-V-013237→; - ABS; Trommelbremse; ⚠	2	24.3727-0161.2 580161	L= 1.512	
				→ 6K-V-013236; - ABS; Trommelbremse; ⚠	2	24.3727-0161.2 580161	L= 1.512	
54 1.4 60 1.4 75 1.4 16V 75 1.6	40 44 55 55	01/98→08/99 12/95→09/01 10/99→09/01 11/95→09/01		→ 6K-W-591018; + ABS; Trommelbremse; ⚠	2	24.3727-0161.2 580161	L= 1.512	
				6K-W-591019→; + ABS; Trommelbremse; ⚠	2	24.3727-0162.2 580162	L= 1.514	
				→ 6K-W-591018; Trommelbremse; ⚠	2	24.3727-0161.2 580161	L= 1.512	
68 1.9 SDI	50	08/99→01/02		→ 6K-W-591018; Trommelbremse; ⚠	2	24.3727-0161.2 580161	L= 1.512	
				6K-W-591019→; → 09/01; Trommelbremse; ⚠	2	24.3727-0162.2 580162	L= 1.514	
90 1.8	66	01/97→09/01		03/98→; → 6K-W-591018; Trommelbremse; ⚠	2	24.3727-0161.2 580161	L= 1.512	
				6K-W-591019→; Trommelbremse; ⚠	2	24.3727-0162.2 580162	L= 1.514	
VW - POLO IV Stufenheck (9A4, 9A2, 9N2, 9A6) 09/02→								
 Radbremszylinder								
1.0	58	02/03→10/03	➡	+PR 1KB / 1KM	2	24.3217-0908.3 020167	ALU	
1.4 1.4 TDI 1.9 SDI	55 55 47	11/02→04/12 07/03→06/05 09/02→04/12	➡	+PR 1KB / 1KM	2	24.3217-0908.3 020167	ALU	
				+PR 1KM; 9N-5-500 001→	2	24.3219-0909.3 020188	ALU	
Zubehörsatz, Bremsbacken								
1.0 1.4 1.4 TDI 1.9 SDI	58 55 55 47	02/03→10/03 11/02→04/12 07/03→06/05 09/02→04/12	➡	+PR 1KB / 1KM		03.0137-9168.2 669168	VW	
 Bremstrommel								
1.0 1.4 1.4 TDI 1.9 SDI →	58 55 55 47	02/03→10/03 11/02→04/12 07/03→06/05 09/02→04/12	➡	+PR 1KB / 1KM		24.0220-0037.1 480161	Ø 240 x 50,1 / 201,5	












	kw			 	! #		
VW - POLO IV Stufenheck (9A4, 9A2, 9N2, 9A6) 09/02→							
Bremsbackensatz							
1.0 1.4 TDI	58 55	02/03→10/03 07/03→06/05	➡	+PR 1KB / 1KM		03.0137-0268.2 650268	VW Ø 200 x 40 + HEB
			➡	+PR 1KB		03.0420-1517.3 681517 03.0520-4817.3 694817	VW Ø 200 x 40 + RZ / + Zub Kit Ø 200 x 40 + RZ / + Zub TopKit
			➡	+PR 1KM		03.0520-8219.3 698219	VW Ø 200 x 40 + RZ / + Zub TopKit
1.4 1.9 SDI	55 47	11/02→04/12 09/02→04/12	➡	+PR 1KB / 1KM		03.0137-0268.2 650268	VW Ø 200 x 40 + HEB
			➡	→ 05/09; +PR 1KB		03.0420-1517.3 681517 03.0520-4817.3 694817	VW Ø 200 x 40 + RZ / + Zub Kit Ø 200 x 40 + RZ / + Zub TopKit
			➡	+PR 1KM		03.0520-8219.3 698219	VW Ø 200 x 40 + RZ / + Zub TopKit
Seilzug, Feststellbremse							
1.0 1.4 1.4 TDI	58 74 55	02/03→10/03 11/03→06/05 07/03→06/05		+PR 1JB / 1KD / 1KK / 1KS / 1KT; für Fahrzeuge mit Schlechtwegeausführung; Scheibenbremse; ⚠	2	24.3727-0176.2 580176	L= 1.640
				+PR 1JC / 1JL / 1JP / 1JS / 1KD / 1KS / 1KK / 1KT / 1KV / 2EJ; Scheibenbremse; ⚠	2	24.3727-0197.2 580197	L= 1.645
				+PR 1JB / 1KD / 1KK / 1KS / 1KT; für Fahrzeuge mit Schlechtwegeausführung; ⚠	2	24.3727-0198.2 580198	L= 1.645
				für Fahrzeuge ohne Schlechtwegeausführung; Trommelbremse; ⚠	2	24.3727-0199.2 580199	L= 1.580
				+PR 1JB / 1KB; für Fahrzeuge mit Schlechtwegeausführung; Trommelbremse; ⚠	2	24.3727-2504.2 582504	L= 1.580
1.4 1.6 Flex 1.9 SDI 1.9 TDi 2.0 Flex	55 - 61 77 47 74 88	11/02→04/12 05/08→10/14 09/02→04/12 09/02→ 10/08→12/14		→ 05/09; +PR 1JB / 1KD / 1KK / 1KS / 1KT; für Fahrzeuge mit Schlechtwegeausführung; Scheibenbremse; ⚠	2	24.3727-0176.2 580176	L= 1.640
				→ 05/09; +PR 1JC / 1JL / 1JP / 1JS / 1KD / 1KS / 1KK / 1KT / 1KV / 2EJ; Scheibenbremse; ⚠	2	24.3727-0197.2 580197	L= 1.645
				→ 05/09; +PR 1JB / 1KD / 1KK / 1KS / 1KT; für Fahrzeuge mit Schlechtwegeausführung; ⚠	2	24.3727-0198.2 580198	L= 1.645
				→ 05/09; für Fahrzeuge ohne Schlechtwegeausführung; Trommelbremse; ⚠	2	24.3727-0199.2 580199	L= 1.580
				→ 05/09; +PR 1JB / 1KB; für Fahrzeuge mit Schlechtwegeausführung; Trommelbremse; ⚠	2	24.3727-2504.2 582504	L= 1.580
1.6	74	09/02→		05/06→ 05/09; +PR 1JB / 1KD / 1KK / 1KS / 1KT; für Fahrzeuge mit Schlechtwegeausführung; Scheibenbremse; ⚠	2	24.3727-0176.2 580176	L= 1.640
				05/06→ 05/09; +PR 1JC / 1JL / 1JP / 1JS / 1KD / 1KS / 1KK / 1KT / 1KV / 2EJ; Scheibenbremse; ⚠	2	24.3727-0197.2 580197	L= 1.645
				05/06→ 05/09; +PR 1JB / 1KD / 1KK / 1KS / 1KT; für Fahrzeuge mit Schlechtwegeausführung; ⚠	2	24.3727-0198.2 580198	L= 1.645
				05/06→ 05/09; für Fahrzeuge ohne Schlechtwegeausführung; Trommelbremse; ⚠	2	24.3727-0199.2 580199	L= 1.580
				05/06→ 05/09; +PR 1JB / 1KB; für Fahrzeuge mit Schlechtwegeausführung; Trommelbremse; ⚠	2	24.3727-2504.2 582504	L= 1.580
1.6 Flex 1.6 Total Flex	76 74	12/04→10/14 10/04→06/06		05/06→; +PR 1JB / 1KD / 1KK / 1KS / 1KT; für Fahrzeuge mit Schlechtwegeausführung; Scheibenbremse; ⚠	2	24.3727-0176.2 580176	L= 1.640
				05/06→; +PR 1JC / 1JL / 1JP / 1JS / 1KD / 1KS / 1KK / 1KT / 1KV / 2EJ; Scheibenbremse; ⚠	2	24.3727-0197.2 580197	L= 1.645
				05/06→; +PR 1JB / 1KD / 1KK / 1KS / 1KT; für Fahrzeuge mit Schlechtwegeausführung; ⚠	2	24.3727-0198.2 580198	L= 1.645














	kW			 	! #		
VW - POLO IV Stufenheck (9A4, 9A2, 9N2, 9A6) 09/02→							
 Seilzug, Feststellbremse							
1.6 Flex 1.6 Total Flex	76 74	12/04→10/14 10/04→06/06		05/06→; für Fahrzeuge ohne Schlechtwegeausführung; Trommelbremse; 	2	24.3727-0199.2 580199	L= 1.580
				05/06→; +PR 1JB / 1KB; für Fahrzeuge mit Schlechtwegeausführung; Trommelbremse; 	2	24.3727-2504.2 582504	L= 1.580
VW - POLO IV Stufenheck (9N4) 09/02→12/10							
 Seilzug, Feststellbremse							
1.4 TDi	55	01/03→12/07		+PR 1JB / 1KD / 1KK / 1KS / 1KT; für Fahrzeuge mit Schlechtwegeausführung; Scheibenbremse; 	2	24.3727-0176.2 580176	L= 1.640
				+PR 1JC / 1JL / 1JP / 1JS / 1KD / 1KS / 1KK / 1KT / 1KV / 2EJ; Scheibenbremse; 	2	24.3727-0197.2 580197	L= 1.645
				+PR 1JB / 1KD / 1KK / 1KS / 1KT; für Fahrzeuge mit Schlechtwegeausführung; 	2	24.3727-0198.2 580198	L= 1.645
				für Fahrzeuge ohne Schlechtwegeausführung; Trommelbremse; 	2	24.3727-0199.2 580199	L= 1.580
				+PR 1JB / 1KB; für Fahrzeuge mit Schlechtwegeausführung; Trommelbremse; 	2	24.3727-2504.2 582504	L= 1.580
1.9 TDI	74	07/03→12/10		→ 05/09; +PR 1JB / 1KD / 1KK / 1KS / 1KT; für Fahrzeuge mit Schlechtwegeausführung; Scheibenbremse; 	2	24.3727-0176.2 580176	L= 1.640
				→ 05/09; +PR 1JC / 1JL / 1JP / 1JS / 1KD / 1KS / 1KK / 1KT / 1KV / 2EJ; Scheibenbremse; 	2	24.3727-0197.2 580197	L= 1.645
				→ 05/09; +PR 1JB / 1KD / 1KK / 1KS / 1KT; für Fahrzeuge mit Schlechtwegeausführung; 	2	24.3727-0198.2 580198	L= 1.645
				→ 05/09; für Fahrzeuge ohne Schlechtwegeausführung; Trommelbremse; 	2	24.3727-0199.2 580199	L= 1.580
				→ 05/09; +PR 1JB / 1KB; für Fahrzeuge mit Schlechtwegeausführung; Trommelbremse; 	2	24.3727-2504.2 582504	L= 1.580
VW - POLO V (6R1, 6C1) 03/09→							
 Radbremszylinder							
1.0 1.0 TSI	44 - 55 70 - 81	01/14→ 11/14→	➡	+PR 1KM	2	24.3219-0909.3 020188	ALU
1.2 1.2 TDI 1.2 TSI	44 - 55 55 - 66 - 81	06/09→ 10/09→ 11/09→	➡	+PR 1KB	2	24.3217-0908.3 020167	ALU
1.2 TSI 16V 1.4 1.4 BiFuel 1.4 TDI 1.4 TSI	66 - 81 66 - 77 103 - 110	02/14→10/17 03/09→05/14 03/10→01/11 02/14→	➡	+PR 1KM	2	24.3219-0909.3 020188	ALU
1.6 1.6 BiFuel 1.6 TDI	66 - 81 60 - 55 - 77	07/14→10/17 01/11→05/14 06/09→					
1.6	77	01/10→	➡	07/14→; +PR 1KB	2	24.3217-0908.3 020167	ALU
			➡	07/14→; +PR 1KM	2	24.3219-0909.3 020188	ALU
Zubehörsatz, Bremsbacken							
1.0 1.0 TSI 1.2 TSI 1.4 TDI →	44 - 55 70 - 81 81 - 55 - 77	01/14→ 11/14→ 01/14→ 02/14→	➡	+PR 1KM		03.0137-9168.2 669168	VW














	kw			 	! #		
VW - POLO V (6R1, 6C1) 03/09→							
Zubehörsatz, Bremsbacken							
1.4 TSI 1.6	110 66 - 81	05/14→10/17 07/14→10/17	➡	+PR 1KM		03.0137-9168.2 669168	VW
1.2 1.2 TDI 1.2 TSI 1.2 TSI 16V 1.4 1.4 BiFuel 1.4 TSI 1.6 BiFuel 1.6 TDI	44 - 55 55 66 - 77 66 63 60 103 60 55 - 77	06/09→ 10/09→ 11/09→ 02/14→10/17 03/09→05/14 03/10→01/11 10/12→05/14 01/11→05/14 06/09→	➡	+PR 1KB / 1KM		03.0137-9168.2 669168	VW
1.6	77	01/10→	➡	07/14→; +PR 1KM		03.0137-9168.2 669168	VW
 Bremstrommel							
1.0 1.0 TSI 1.2 TSI 1.4 TDI 1.4 TSI 1.6	44 - 55 70 - 81 81 55 - 77 110 66 - 81	01/14→ 11/14→ 01/14→ 02/14→ 05/14→10/17 07/14→10/17	➡	+PR 1KM		24.0220-0037.1 480161	Ø 240 x 50,1 / 201,5
1.2 1.2 TDI 1.2 TSI 1.2 TSI 16V 1.4 1.4 BiFuel 1.4 TSI 1.6 BiFuel 1.6 TDI	44 - 55 55 66 - 77 66 63 60 103 60 55 - 77	06/09→ 10/09→ 11/09→ 02/14→10/17 03/09→05/14 03/10→01/11 10/12→05/14 01/11→05/14 06/09→	➡	+PR 1KB / 1KM		24.0220-0037.1 480161	Ø 240 x 50,1 / 201,5
1.6	77	01/10→	➡	07/14→; +PR 1KM		24.0220-0037.1 480161	Ø 240 x 50,1 / 201,5
 Bremsbackensatz							
1.0 1.0 TSI 1.4 TDI 1.4 TSI	44 - 55 70 - 81 55 - 77 110	01/14→ 11/14→ 02/14→ 05/14→10/17	➡	+PR 1KM		03.0137-0268.2 650268 03.0520-8219.3 698219	VW Ø 200 x 40 + HEB VW Ø 200 x 40 + RZ / + Zub TopKit
1.2 1.2 TDI 1.2 TSI 1.2 TSI 16V 1.4 1.4 BiFuel 1.4 TSI 1.6 BiFuel 1.6 TDI	44 - 55 55 66 - 77 66 63 60 103 60 55 - 77	06/09→ 10/09→ 11/09→ 02/14→10/17 03/09→05/14 03/10→01/11 10/12→05/14 01/11→05/14 06/09→	➡	+PR 1KB / 1KM		03.0137-0268.2 650268	VW Ø 200 x 40 + HEB
			➡	+PR 1KB		03.0520-4817.3 694817	Ø 200 x 40 + RZ / + Zub TopKit
			➡	+PR 1KM		03.0520-8219.3 698219	VW Ø 200 x 40 + RZ / + Zub TopKit
1.2 TSI 1.6	81 66 - 81	01/14→ 07/14→10/17	➡	+PR 1KM		03.0137-0268.2 650268 03.0520-8219.3 698219	VW Ø 200 x 40 + HEB VW Ø 200 x 40 + RZ / + Zub TopKit
			➡	+PR 1KB		03.0520-4817.3 694817	Ø 200 x 40 + RZ / + Zub TopKit
1.6	77	01/10→	➡	07/14→; +PR 1KM		03.0137-0268.2 650268 03.0520-8219.3 698219	VW Ø 200 x 40 + HEB VW Ø 200 x 40 + RZ / + Zub TopKit
			➡	07/14→; +PR 1KB		03.0520-4817.3 694817	Ø 200 x 40 + RZ / + Zub TopKit
 Seilzug, Feststellbremse							
1.0 1.0 TSI 1.2 →	44 - 55 70 - 81 44 - 55	01/14→ 11/14→ 06/09→		+PR 1KM; Trommelbremse; 	2	24.3727-3402.2 583402	L= 1.588
				+PR 1KK / 1KT / 1KV / 2EJ; Scheibenbremse; 	2	24.3727-3403.2 583403	L= 1.642





































	kw					! #		
VW - POLO V (6R1, 6C1) 03/09→								
 Seilzug, Feststellbremse								
1.2 TDI	55	10/09→			+PR 1KM; Trommelbremse; 	2	24.3727-3402.2 583402	L= 1.588
1.2 TSI	66 - 81	11/09→			+PR 1KK / 1KT / 1KV / 2EJ; Scheibenbremse; 	2	24.3727-3403.2 583403	L= 1.642
1.2 TSI 16V	66	02/14→10/17						
1.4	63	03/09→05/14						
1.4 BiFuel	60	03/10→01/11						
1.4 TDI	55 - 77	02/14→						
1.4 TSI	103 - 110	10/12→10/17						
1.6	66 - 81	07/14→10/17						
1.6 BiFuel	60	01/11→05/14						
1.6 TDI	55 - 77	06/09→						
1.4 GTI	132	05/10→			+PR 1KK / 1KT / 1KV / 2EJ; Scheibenbremse; 	2	24.3727-3403.2 583403	L= 1.642
1.8 GTI	141	11/14→						
1.8 GTI 230	169	04/16→						
2.0 R WRC	162	08/13→05/14						
1.6	77	01/10→			07/14→; +PR 1KM; Trommelbremse; 	2	24.3727-3402.2 583402	L= 1.588
					07/14→; +PR 1KK / 1KT / 1KV / 2EJ; Scheibenbremse; 	2	24.3727-3403.2 583403	L= 1.642
VW - POLO V Stufenheck (602, 604, 612, 614) 05/09→								
 Radbremszylinder								
1.2 TSI	77	10/13→	➡		+PR 1KB	2	24.3217-0908.3 020167	ALU
1.4 TSi	92	05/16→						
1.6	66 - 81	07/14→	➡		+PR 1KM	2	24.3219-0909.3 020188	ALU
1.4	63	12/10→	➡		07/14→; +PR 1KB	2	24.3217-0908.3 020167	ALU
1.6	63 - 77	05/10→	➡		07/14→; +PR 1KM	2	24.3219-0909.3 020188	ALU
Zubehörsatz, Bremsbacken								
1.2 TSI	77	10/13→	➡		+PR 1KB / 1KM		03.0137-9168.2 669168	VW
1.4 TSi	92	05/16→						
1.4	63	12/10→	➡		07/14→; +PR 1KM		03.0137-9168.2 669168	VW
1.6	63 - 77	05/10→						
1.6	66 - 81	07/14→	➡		+PR 1KM		03.0137-9168.2 669168	VW
 Bremstrommel								
1.2 TSI	77	10/13→	➡		+PR 1KB / 1KM		24.0220-0037.1 480161	Ø 240 x 50,1 / 201,5
1.4 TSi	92	05/16→						
1.4	63	12/10→	➡		07/14→; +PR 1KM		24.0220-0037.1 480161	Ø 240 x 50,1 / 201,5
1.6	63 - 77	05/10→						
1.6	66 - 81	07/14→	➡		+PR 1KM		24.0220-0037.1 480161	Ø 240 x 50,1 / 201,5
 Bremssackensatz								
1.2 TSI	77	10/13→	➡		+PR 1KB / 1KM		03.0137-0268.2 650268	VW Ø 200 x 40 + HEB
1.4 TSi	92	05/16→	➡		+PR 1KB		03.0520-4817.3 694817	Ø 200 x 40 + RZ / + Zub TopKit
			➡		+PR 1KM		03.0520-8219.3 698219	VW Ø 200 x 40 + RZ / + Zub TopKit
1.4	63	12/10→	➡		07/14→; +PR 1KM		03.0137-0268.2 650268	VW Ø 200 x 40 + HEB
1.6	63 - 77	05/10→					03.0520-8219.3 698219	VW Ø 200 x 40 + RZ / + Zub TopKit
			➡		07/14→; +PR 1KB		03.0520-4817.3 694817	Ø 200 x 40 + RZ / + Zub TopKit
1.6	66 - 81	07/14→	➡		+PR 1KM		03.0137-0268.2 650268	VW Ø 200 x 40 + HEB
							03.0520-8219.3 698219	VW Ø 200 x 40 + RZ / + Zub TopKit
			➡		+PR 1KB		03.0520-4817.3 694817	Ø 200 x 40 + RZ / + Zub TopKit
 Seilzug, Feststellbremse								
1.2 TSI	77	10/13→			+PR 1KM; Trommelbremse; 	2	24.3727-3402.2 583402	L= 1.588
1.4 TSi	92	05/16→						
1.6	66 - 81	07/14→			+PR 1KK / 1KT / 1KV / 2EJ; Scheibenbremse; 	2	24.3727-3403.2 583403	L= 1.642
1.4	63	12/10→			07/14→; +PR 1KM; Trommelbremse; 	2	24.3727-3402.2 583402	L= 1.588
1.6	63 - 77	05/10→			07/14→; +PR 1KK / 1KT / 1KV / 2EJ; Scheibenbremse; 	2	24.3727-3403.2 583403	L= 1.642
















	kW			 	! #		
VW - POLO VI (AW1, BZ1, AE1) 06/17→							
 Radbremszylinder							
1.0	48 - 55	06/17→	➔	09/17→; +PR 1KA / 1KG	2	24.3220-1757.3 020605	ALU
1.0 TSI	70	06/17→					
1.0 MPI	59	09/18→	➔	+PR 1KA / 1KG	2	24.3220-1757.3 020605	ALU
1.0 TGI	66	09/17→					
1.0 TSI	81 - 85	09/17→					
1.5 TSI	110	10/18→					
1.6 MSi	81	09/17→					
1.6 TDI	59 - 70	11/17→					
2.0 GTI	147	11/17→					
Zubehörsatz, Bremsbacken							
1.0	48 - 55	06/17→	➔	+PR 1KA		03.0137-9309.2 669309	AP
1.0 MPI	59	09/18→	➔	+PR 1KG		03.0137-9317.2 669317	
1.0 TGI	66	09/17→					
1.0 TSI	70 - 85	06/17→					
1.5 TSI	110	10/18→					
1.6 MSi	81	09/17→					
1.6 TDI	59 - 70	11/17→					
2.0 GTI	147	11/17→					
 Bremsbackensatz							
1.0	48 - 55	06/17→	➔	+PR 1KG		03.0137-0539.2 650539	Ø 203 x 38 + HEB
1.0 TSI	70	06/17→	➔	09/17→; +PR 1KA		03.0137-0540.2 650540	Ø 228 x 42 + HEB
1.0 MPI	59	09/18→	➔	+PR 1KG		03.0137-0539.2 650539	Ø 203 x 38 + HEB
1.0 TGI	66	09/17→					
1.0 TSI	81 - 85	09/17→	➔	+PR 1KA		03.0137-0540.2 650540	Ø 228 x 42 + HEB
1.5 TSI	110	10/18→					
1.6 MSi	81	09/17→					
1.6 TDI	59 - 70	11/17→					
2.0 GTI	147	11/17→					
VW - POLO CityVan (6R) 03/09→							
 Radbremszylinder							
1.0	44 - 55	01/14→	➔	+PR 1KM		24.3219-0909.3 020188	ALU
1.0 TSI	70	11/14→					
1.2	44	03/09→05/14	➔	+PR 1KB		24.3217-0908.3 020167	ALU
1.2 BlueMotion	51	03/09→05/14					
1.2 TDi BlueMotion	55	10/09→05/14	➔	+PR 1KM		24.3219-0909.3 020188	ALU
1.2 TSi	66	05/11→05/14					
1.2 TSI	66 - 81	01/14→					
1.2 TSi BlueMotion	77	11/09→05/14					
1.4	63	03/09→05/14					
1.4 TDI	55 - 66	02/14→					
1.4 TSI	110	05/14→					
1.6 TDi	55 - 77	06/09→05/14					
1.6 TDi BlueMotion	66	06/09→05/14					
Zubehörsatz, Bremsbacken							
1.0	44 - 55	01/14→	➔	+PR 1KM		03.0137-9168.2 669168	VW
1.0 TSI	70	11/14→					
1.2 TSI	81	01/14→					
1.4 TDI	55 - 66	02/14→					
1.4 TSI	110	05/14→					
1.2	44	03/09→05/14	➔	+PR 1KB / 1KM		03.0137-9168.2 669168	VW
1.2 BlueMotion	51	03/09→05/14					
1.2 TDi BlueMotion	55	10/09→05/14					
1.2 TSi	66	05/11→05/14					
1.2 TSI	66	02/14→					
1.2 TSi BlueMotion	77	11/09→05/14					
1.4	63	03/09→05/14					
1.6 TDi	55 - 77	06/09→05/14					
1.6 TDi BlueMotion	66	06/09→05/14					









	kw			 	! #		
VW - POLO CityVan (6R) 03/09→							
 Bremstrommel							
1.0	44 - 55	01/14→	➔	+PR 1KM		24.0220-0037.1 480161	Ø 240 x 50,1 / 201,5
1.0 TSI	70	11/14→					
1.2 TSI	81	01/14→					
1.4 TDI	55 - 66	02/14→					
1.4 TSI	110	05/14→					
1.2	44 - 51	03/09→05/14	➔	+PR 1KB / 1KM		24.0220-0037.1 480161	Ø 240 x 50,1 / 201,5
1.2 BlueMotion	51	03/09→05/14					
1.2 TDi BlueMotion	55	10/09→05/14					
1.2 TSi	66	05/11→05/14					
1.2 TSI	66	02/14→					
1.2 TSi BlueMotion	77	11/09→05/14					
1.4	63	03/09→05/14					
1.6 TDi	55 - 77	06/09→05/14					
1.6 TDi BlueMotion	66	06/09→05/14					
 Bremsbackensatz							
1.0	44 - 55	01/14→	➔	+PR 1KM		03.0137-0268.2 650268	VW Ø 200 x 40 + HEB
1.0 TSI	70	11/14→				03.0520-8219.3 698219	VW Ø 200 x 40 + RZ / + Zub TopKit
1.4 TDI	55 - 66	02/14→					
1.4 TSI	110	05/14→					
1.2	44 - 51	03/09→05/14	➔	+PR 1KB / 1KM		03.0137-0268.2 650268	VW Ø 200 x 40 + HEB
1.2 BlueMotion	51	03/09→05/14					
1.2 TDi BlueMotion	55	10/09→05/14	➔	+PR 1KB		03.0520-4817.3 694817	Ø 200 x 40 + RZ / + Zub TopKit
1.2 TSi	66	05/11→05/14					
1.2 TSI	66	02/14→	➔	+PR 1KM		03.0520-8219.3 698219	VW Ø 200 x 40 + RZ / + Zub TopKit
1.2 TSi BlueMotion	77	11/09→05/14					
1.4	63	03/09→05/14					
1.6 TDi	55 - 77	06/09→05/14					
1.6 TDi BlueMotion	66	06/09→05/14					
1.2 TSI	81	01/14→	➔	+PR 1KM		03.0137-0268.2 650268	VW Ø 200 x 40 + HEB
			➔	+PR 1KB		03.0520-8219.3 698219	VW Ø 200 x 40 + RZ / + Zub TopKit
			➔	+PR 1KB		03.0520-4817.3 694817	Ø 200 x 40 + RZ / + Zub TopKit
 Seilzug, Feststellbremse							
1.0	44 - 55	01/14→		+PR 1KM; Trommelbremse; ⚠	2	24.3727-3402.2 583402	L= 1.588
1.0 TSI	70	11/14→		+PR 1KK / 1KT / 1KV / 2EJ; Scheibenbremse; ⚠	2	24.3727-3403.2 583403	L= 1.642
1.2	44 - 51	03/09→05/14					
1.2 BlueMotion	51	03/09→05/14					
1.2 TDi BlueMotion	55	10/09→05/14					
1.2 TSi	66	05/11→05/14					
1.2 TSI	66 - 81	01/14→					
1.2 TSi BlueMotion	77	11/09→05/14					
1.4	63	03/09→05/14					
1.4 TDI	55 - 66	02/14→					
1.4 TSI	110	05/14→					
1.6 TDi	55 - 77	06/09→05/14					
1.6 TDi BlueMotion	66	06/09→05/14					
1.4 GTI	132	05/10→05/14		+PR 1KK / 1KT / 1KV / 2EJ; Scheibenbremse; ⚠	2	24.3727-3403.2 583403	L= 1.642
VW - POLO Van Kasten/Kombi (6V5) 05/96→09/01							
 Radbremsszylinder							
1.4	44 - 55	08/97→09/01	➔			24.3219-0909.3 020188	ALU
1.6	55	09/97→12/98					
1.7 SDI	44	08/97→12/99					
1.9 SDI	50	10/99→09/01	➔	+PR 1KB		24.3217-0908.3 020167	ALU
Zubehörsatz, Bremsbacken							
1.4	44 - 55	08/97→09/01	➔			03.0137-9168.2 669168	VW
1.6	55	09/97→12/98					
1.7 SDI	44	08/97→12/99					
1.9 SDI	50	10/99→09/01	➔	+PR 1KB		03.0137-9168.2 669168	VW
→							


































	kw					! #		
VW - POLO Van Kasten/Kombi (6V5) 05/96→09/01								
 Bremstrommel								
1.4 1.7 SDI	44 44	08/97→12/99 08/97→12/99	➔	→ 09/99			24.0220-0018.1 480019 24.0220-0718.2 480209	Ø 240 x 50 / 201 - RLG / - ABS Ring Ø 240 x 50 / 201 + RLG / - ABS Ring
			➔	10/99→			24.0220-0032.1 480130	Ø 240 x 50,1 / 201,5
1.4	55	06/00→09/01	➔				24.0220-0032.1 480130	Ø 240 x 50,1 / 201,5
1.6	55	09/97→12/98	➔				24.0220-0018.1 480019 24.0220-0718.2 480209	Ø 240 x 50 / 201 - RLG / - ABS Ring Ø 240 x 50 / 201 + RLG / - ABS Ring
1.9 SDI	50	10/99→09/01	➔	+PR 1KB			24.0220-0037.1 480161	Ø 240 x 50,1 / 201,5
 Bremsbackensatz								
1.4 1.6 1.7 SDI	44 - 55 55	08/97→09/01 09/97→12/98 08/97→12/99	➔				03.0137-0268.2 650268 03.0420-4219.3 684219 03.0520-4219.3 694219	VW Ø 200 x 40 + HEB VW Ø 200 x 40 + RZ / + Zub Kit VW Ø 200 x 40 + RZ / + Zub TopKit
1.9 SDI	50	10/99→09/01	➔	+PR 1KB			03.0137-0268.2 650268 03.0420-1517.3 681517 03.0520-1517.3 691517	VW Ø 200 x 40 + HEB VW Ø 200 x 40 + RZ / + Zub Kit VW Ø 200 x 40 + RZ / + Zub TopKit
 Seilzug, Feststellbremse								
1.4 1.6 1.7 SDI	44 - 55 55	08/97→09/01 09/97→12/98 08/97→12/99		→ 6K-W-591018; Trommelbremse; ⚠	2	24.3727-0161.2 580161		L= 1.512
1.9 SDI	50	10/99→09/01		→ 6K-W-591019→; Trommelbremse; ⚠	2	24.3727-0162.2 580162		L= 1.514
1.4 1.6 1.7 SDI	44 55 44	08/97→12/99 08/97→12/99 08/97→12/99		+PR 1JB / 1KD / 1KK / 1KS / 1KT; für Fahrzeuge mit Schlechtwegeausführung; Scheibenbremse; ⚠	2	24.3727-0176.2 580176		L= 1.640
1.9 SDI	50	10/99→09/01		+PR 1JC / 1JL / 1JP / 1JS / 1KD / 1KS / 1KK / 1KT / 1KV / 2EJ; Scheibenbremse; ⚠	2	24.3727-0197.2 580197		L= 1.645
				+PR 1JB / 1KD / 1KK / 1KS / 1KT; für Fahrzeuge mit Schlechtwegeausführung; ⚠	2	24.3727-0198.2 580198		L= 1.645
				für Fahrzeuge ohne Schlechtwegeausführung; Trommelbremse; ⚠	2	24.3727-0199.2 580199		L= 1.580
				+PR 1JB / 1KB; für Fahrzeuge mit Schlechtwegeausführung; Trommelbremse; ⚠	2	24.3727-2504.2 582504		L= 1.580
VW - POLO Van Kasten/Schrägheck (6N1) 09/94→12/99								
 Radbremszylinder								
1.0	33	10/94→12/99	➔	→ 09/96		03.3217-2112.3 020027 24.3217-0908.3 020167		GG ALU
Zubehörsatz, Bremsbacken								
1.0	33	10/94→12/99	➔	→ 6N-XY227489; - ABS		03.0137-9008.2 669008		
			➔	6N-XY227490→		03.0137-9168.2 669168		VW
			➔	→ 6N-XY227489; + ABS		03.0137-9168.2 669168		VW
 Bremstrommel								
1.0	33	10/94→12/99	➔	→ 6N-XY227489; - ABS		24.0218-0007.1 480003 24.0218-0707.2 480211		Ø 211,5 x 38,5 / 181 - RLG Ø 211,5 x 38,5 / 181 + RLG
			➔	6N-XY227490→ 6N-XY420000		24.0220-0018.1 480019 24.0220-0718.2 480209		Ø 240 x 50 / 201 - RLG / - ABS Ring Ø 240 x 50 / 201 + RLG / - ABS Ring
			➔	→ 6N-XY227489; + ABS		24.0220-0018.1 480019 24.0220-0718.2 480209		Ø 240 x 50 / 201 - RLG / - ABS Ring Ø 240 x 50 / 201 + RLG / - ABS Ring
			➔	6N-XY420001→		24.0220-0032.1 480130		Ø 240 x 50,1 / 201,5
 Bremsbackensatz								
1.0 →	33	10/94→12/99	➔	→ 6N-XY227489; - ABS		03.0137-0126.2 650126		Ø 180 x 31 + HEB






























	kw			 	! #		
VW - POLO Van Kasten/Schrägheck (6N1) 09/94→12/99							
 Bremsbackensatz							
1.0	33	10/94→12/99	➔	→ 6N-XY227489; - ABS		03.0420-0617.3 680617 03.0520-3917.3 693917 03.0525-0001.3 EQ0001	VW Ø 180 x 31 + RZ / + Zub Kit VW Ø 180 x 31 + RZ / + Zub TopKit VW Ø 180 x 31 - RZ / + Zub Easy Quick
			➔	6N-XY227490→		03.0137-0268.2 650268 03.0420-1517.3 681517 03.0520-1517.3 691517	VW Ø 200 x 40 + HEB VW Ø 200 x 40 + RZ / + Zub Kit VW Ø 200 x 40 + RZ / + Zub TopKit
			➔	→ 6N-XY227489; + ABS		03.0137-0268.2 650268 03.0420-1517.3 681517 03.0520-1517.3 691517	VW Ø 200 x 40 + HEB VW Ø 200 x 40 + RZ / + Zub Kit VW Ø 200 x 40 + RZ / + Zub TopKit
 Seilzug, Feststellbremse							
1.0	33	10/94→12/99		→ 09/96; Trommelbremse; ⚠	2	24.3727-0161.2 580161	L= 1.512
VW - POLO Variant (6V5) 04/97→09/01							
 Radbremszylinder							
1.4	40 - 44	05/97→09/01	➔		2	24.3219-0909.3 020188	ALU
1.4 16V	55	10/99→09/01					
1.6	55 - 74	05/97→09/01					
1.7 SDI	42	08/97→09/01					
1.8	66	05/97→09/01					
1.9 SDI	47 - 50	06/97→09/01					
1.9 TDI	66	05/97→09/01					
Zubehörsatz, Bremsbacken							
1.4	40 - 44	05/97→09/01	➔			03.0137-9168.2 669168	VW
1.4 16V	55	10/99→09/01					
1.6	55 - 74	05/97→09/01					
1.7 SDI	42	08/97→09/01					
1.8	66	05/97→09/01					
1.9 SDI	47 - 50	06/97→09/01					
1.9 TDI	66	05/97→09/01					
 Bremstrommel							
1.4	40 - 44	05/97→09/01	➔	→ 09/99		24.0220-0018.1 480019	Ø 240 x 50 / 201 - RLG / - ABS Ring
1.6	55 - 74	05/97→09/01				24.0220-0718.2 480209	Ø 240 x 50 / 201 + RLG / - ABS Ring
1.7 SDI	42	08/97→09/01					
1.8	66	05/97→09/01	➔	10/99→		24.0220-0032.1 480130	Ø 240 x 50,1 / 201,5
1.9 SDI	47 - 50	06/97→09/01					
1.9 TDI	66	05/97→09/01					
1.4 16V	55	10/99→09/01	➔			24.0220-0032.1 480130	Ø 240 x 50,1 / 201,5
 Bremsbackensatz							
1.4	40 - 44	05/97→09/01	➔			03.0137-0268.2 650268	VW Ø 200 x 40 + HEB
1.4 16V	55	10/99→09/01				03.0420-4219.3 684219	VW Ø 200 x 40 + RZ / + Zub Kit
1.6	55 - 74	05/97→09/01				03.0520-4219.3 694219	VW Ø 200 x 40 + RZ / + Zub TopKit
1.7 SDI	42	08/97→09/01					
1.8	66	05/97→09/01					
1.9 SDI	47 - 50	06/97→09/01					
1.9 TDI	66	05/97→09/01					
 Seilzug, Feststellbremse							
1.4	40 - 44	05/97→09/01		→ 6K-W-591018; Trommelbremse; ⚠	2	24.3727-0161.2 580161	L= 1.512
1.4 16V	55	10/99→09/01		6K-W-591019→; Trommelbremse; ⚠	2	24.3727-0162.2 580162	L= 1.514
1.6	55 - 74	05/97→09/01					
1.7 SDI	42	08/97→09/01					
1.8	66	05/97→09/01					
1.9 SDI	47 - 50	06/97→09/01					
➔							












	kW					! #		
VW - POLO Variant (6V5) 04/97→09/01								
 Seilzug, Feststellbremse								
1.9 TDI	66	05/97→09/01		→ 6K-W-591018; Trommelbremse; 	2	24.3727-0161.2	580161	L= 1.512
				6K-W-591019→; Trommelbremse; 	2	24.3727-0162.2	580162	L= 1.514
1.9 TDI	81	06/98→09/01		Scheibenbremse; 	2	24.3727-0165.2	580165	L= 1.641
VW - POLO VIVO Schrägheck (6S1, 6S3) 02/10→09/17								
 Radbremszylinder								
1.4	55	02/10→09/17	➡	07/14→; +PR 1KB	2	24.3217-0908.3	020167	ALU
			➡	07/14→; +PR 1KM	2	24.3219-0909.3	020188	ALU
Zubehörsatz, Bremsbacken								
1.4	55	02/10→09/17	➡	07/14→; +PR 1KM		03.0137-9168.2	669168	VW
 Bremstrommel								
1.4	55	02/10→09/17	➡	07/14→; +PR 1KM		24.0220-0037.1	480161	Ø 240 x 50,1 / 201,5
 Bremsbackensatz								
1.4	55	02/10→09/17	➡	07/14→; +PR 1KM		03.0137-0268.2	650268	VW Ø 200 x 40 + HEB
						03.0520-8219.3	698219	VW Ø 200 x 40 + RZ / + Zub TopKit
			➡	07/14→; +PR 1KB		03.0520-4817.3	694817	Ø 200 x 40 + RZ / + Zub TopKit
 Seilzug, Feststellbremse								
1.4	55	02/10→09/17		07/14→; +PR 1KM; Trommelbremse; 	2	24.3727-3402.2	583402	L= 1.588
				07/14→; +PR 1KK / 1KT / 1KV / 2EJ; Scheibenbremse; 	2	24.3727-3403.2	583403	L= 1.642
VW - SCIROCCO III (137, 138) 05/08→11/17								
 Seilzug, Feststellbremse								
1.4 TSI	90	08/08→11/17		09/08→; Scheibenbremse; 	2	24.3727-0195.2	580195	L= 1.447
1.4 TSI	92 - 110	11/13→11/17		Scheibenbremse; 	2	24.3727-0195.2	580195	L= 1.447
2.0 R	188 - 195	11/09→11/17						
2.0 TDI	100 - 135	05/09→11/17						
2.0 TSI	132 - 162	11/09→11/17						
1.4 TSI	118	05/08→11/17		08/08→; Scheibenbremse; 	2	24.3727-0195.2	580195	L= 1.447
2.0 TFSI	147	05/08→11/09						
2.0 R	206	05/14→11/17		08/14→; Scheibenbremse; 	2	24.3727-0195.2	580195	L= 1.447
2.0 TDI	103	08/08→11/17		10/08→; Scheibenbremse; 	2	24.3727-0195.2	580195	L= 1.447
VW - SCIROCCO Van (137) 06/08→05/14								
 Seilzug, Feststellbremse								
1.4 TSi	90	08/08→05/14		09/08→; Scheibenbremse; 	2	24.3727-0195.2	580195	L= 1.447
1.4 TSi	118	06/08→05/14		08/08→; Scheibenbremse; 	2	24.3727-0195.2	580195	L= 1.447
2.0 TDi	103	08/08→05/14		10/08→; Scheibenbremse; 	2	24.3727-0195.2	580195	L= 1.447
2.0 TDi	125	05/09→05/14		Scheibenbremse; 	2	24.3727-0195.2	580195	L= 1.447
2.0 TFSi	155	11/09→05/14						
VW - SHARAN (7M8, 7M9, 7M6) 05/95→03/10								
 Seilzug, Feststellbremse								
1.8 T 20V	110	09/97→03/10		→ 7M-1-070000; Scheibenbremse; 	2	24.3727-0163.2	580163	L= 1.293
				7M-2-000001→; Scheibenbremse; 	2	24.3727-3404.2	583404	L= 1.320
1.9 TDI	66 - 96	09/95→03/10		Scheibenbremse; 	2	24.3727-0163.2	580163	L= 1.293
2.0	85	09/95→03/10						
2.0 16V	110	09/95→02/00						
2.0 LPG	85	04/06→03/10						
2.8 VR6	128	09/95→04/00						
2.8 VR6 Syncro	128	11/96→04/00						
1.9 TDI	85	04/00→03/10		05/00→; Scheibenbremse; 	2	24.3727-0163.2	580163	L= 1.293
1.9 TDI 4motion	85	03/00→03/10		05/00→; Scheibenbremse; 	2	24.3727-3404.2	583404	L= 1.320
2.0 TDI	103	11/05→03/10		Scheibenbremse; 	2	24.3727-0163.2	580163	L= 1.293
						24.3727-3404.2	583404	L= 1.320
2.8 V6 24V	150	04/00→03/10		Scheibenbremse; 	2	24.3727-3404.2	583404	L= 1.320
2.8 V6 24V 4motion	150	04/00→03/10						












	kW			 	! #		
VW - SHARAN VAN (7M_) 05/95→03/10							
 Seilzug, Feststellbremse							
1.9 TDI 2.8 VR6	96 150	11/02→05/03 08/01→05/03		Scheibenbremse; 	2	24.3727-0163.2 580163	L= 1.293
VW - TAIGO (CS1) 09/21→							
 Radbremszylinder							
1.0 TSI 1.5 TSI	70 - 81 110	09/21→ 09/21→	➡	+PR 1KA	2	24.3220-1757.3 020605	ALU
Zubehörsatz, Bremsbacken							
1.0 TSI 1.5 TSI	70 - 81 110	09/21→ 09/21→	➡	+PR 1KA		03.0137-9309.2 669309	AP
 Bremsbackensatz							
1.0 TSI 1.5 TSI	70 - 81 110	09/21→ 09/21→	➡	+PR 1KA		03.0137-0540.2 650540	Ø 228 x 42 + HEB
VW - TARO 04/89→03/97							
 Radbremszylinder							
2.4 D	58 - 61	06/89→03/97	➡	→ 7A-RH010000	2	24.3222-1740.3 020566	GG
VW - T-CROSS (C11) 12/18→							
 Radbremszylinder							
1.0 TSi 1.0 TSI 1.5 TSI 1.6 TDi	70 - 85 81 110 70	12/18→ 06/20→ 01/20→ 12/18→	➡	+PR 1KA	2	24.3220-1757.3 020605	ALU
Zubehörsatz, Bremsbacken							
1.0 TSi 1.0 TSI 1.5 TSI 1.6 TDi	70 - 85 81 110 70	12/18→ 06/20→ 01/20→ 12/18→	➡	+PR 1KA		03.0137-9309.2 669309	AP
 Bremsbackensatz							
1.0 TSi 1.0 TSI 1.5 TSI 1.6 TDi	70 - 85 81 110 70	12/18→ 06/20→ 01/20→ 12/18→	➡	+PR 1KA		03.0137-0540.2 650540	Ø 228 x 42 + HEB
VW - TOUAREG (7LA, 7L6, 7L7) 10/02→01/13							
 Bremsbackensatz, Feststellbremse							
2.5 R5 TDI 3.0 TDI 3.0 V6 TDI	120 - 128 155 165 - 176	01/03→05/10 04/06→05/10 11/04→05/10	➡	+PR 1KE; → 03/10 +PR 1KF / 1KQ / 2ED; → 03/10		03.0137-0419.2 650419 03.0137-0451.2 650451	Ø 185 x 30 Ø 210 x 30
3.2 V6	162	10/02→11/06	➡	11/02→; +PR 1KE; → 12/05 11/02→; +PR 1KF / 1KQ / 2ED; → 12/05		03.0137-0419.2 650419 03.0137-0451.2 650451	Ø 185 x 30 Ø 210 x 30
3.2 V6	177	11/04→11/06	➡	+PR 1KE; → 12/05 +PR 1KF / 1KQ / 2ED; → 12/05		03.0137-0419.2 650419 03.0137-0451.2 650451	Ø 185 x 30 Ø 210 x 30
3.6 V6 FSI	206	10/05→05/10	➡	01/06→ 03/10; +PR 1KE 01/06→ 03/10; +PR 1KF / 1KQ / 2ED		03.0137-0419.2 650419 03.0137-0451.2 650451	Ø 185 x 30 Ø 210 x 30
4.2 V8	228	12/02→11/06	➡	+PR 1KE +PR 1KF / 1KQ / 2ED		03.0137-0419.2 650419 03.0137-0451.2 650451	Ø 185 x 30 Ø 210 x 30
4.2 V8 FSI	257	06/06→05/10	➡	12/06→ 03/10; +PR 1KE 12/06→ 03/10; +PR 1KF / 1KQ / 2ED		03.0137-0419.2 650419 03.0137-0451.2 650451	Ø 185 x 30 Ø 210 x 30
5.0 R50 TDI	257	08/07→05/10	➡	01/08→ 03/10; +PR 1KE 01/08→ 03/10; +PR 1KF / 1KQ / 2ED		03.0137-0419.2 650419 03.0137-0451.2 650451	Ø 185 x 30 Ø 210 x 30
5.0 V10 TDI	230	10/02→05/10	➡	11/02→; +PR 1KE; → 03/10 11/02→; +PR 1KF / 1KQ / 2ED; → 03/10		03.0137-0419.2 650419 03.0137-0451.2 650451	Ø 185 x 30 Ø 210 x 30
6.0 W12 →	331	08/04→05/10	➡	+PR 1KE; → 11/06		03.0137-0419.2 650419	Ø 185 x 30




















	kw			 	! #		
VW - TOUAREG (7LA, 7L6, 7L7) 10/02—01/13							
 Bremsbackensatz, Feststellbremse							
6.0 W12	331	08/04→05/10	➡	+PR 1KF / 1KQ / 2ED; → 11/06		03.0137-0451.2 650451	Ø 210 x 30
Zubehörsatz, Feststellbremsbacken							
2.5 R5 TDI	120 - 128	01/03→05/10		+PR 1KE; → 03/10		03.0137-9700.2 669700	
3.0 TDI	155	04/06→05/10				03.0137-9702.2 669702	
3.0 V6 TDI	165 - 176	11/04→05/10		+PR 1KF / 1KQ / 2ED; → 03/10		03.0137-9700.2 669700	
			➡	+PR 1KE; → 03/10		03.0137-9288.2 669288	
			➡	+PR 1KF / 1KQ / 2ED; → 03/10		03.0137-9288.2 669288	
3.2 V6	162	10/02→11/06		11/02→; +PR 1KF / 1KQ / 2ED; → 12/05		03.0137-9700.2 669700	
				11/02→; +PR 1KE; → 12/05		03.0137-9702.2 669702	
			➡	11/02→; +PR 1KF / 1KQ / 2ED; → 12/05		03.0137-9288.2 669288	
			➡	11/02→; +PR 1KE; → 12/05		03.0137-9288.2 669288	
3.2 V6	177	11/04→11/06		+PR 1KE; → 12/05		03.0137-9700.2 669700	
				+PR 1KF / 1KQ / 2ED; → 12/05		03.0137-9702.2 669702	
			➡	+PR 1KE; → 12/05		03.0137-9288.2 669288	
			➡	+PR 1KF / 1KQ / 2ED; → 12/05		03.0137-9288.2 669288	
3.6 V6 FSI	206	10/05→05/10		01/06→ 03/10; +PR 1KE		03.0137-9700.2 669700	
				01/06→ 03/10; +PR 1KF / 1KQ / 2ED		03.0137-9702.2 669702	
			➡	01/06→ 03/10; +PR 1KE		03.0137-9288.2 669288	
			➡	01/06→ 03/10; +PR 1KF / 1KQ / 2ED		03.0137-9288.2 669288	
4.2 V8	228	12/02→11/06		+PR 1KE		03.0137-9700.2 669700	
				+PR 1KF / 1KQ / 2ED		03.0137-9702.2 669702	
			➡	+PR 1KF / 1KQ / 2ED		03.0137-9288.2 669288	
			➡	+PR 1KE		03.0137-9288.2 669288	
4.2 V8 FSI	257	06/06→05/10		12/06→ 03/10; +PR 1KF / 1KQ / 2ED		03.0137-9700.2 669700	
				12/06→ 03/10; +PR 1KE		03.0137-9702.2 669702	
			➡	12/06→ 03/10; +PR 1KF / 1KQ / 2ED		03.0137-9288.2 669288	
			➡	12/06→ 03/10; +PR 1KE		03.0137-9288.2 669288	
5.0 R50 TDI	257	08/07→05/10		01/08→ 03/10; +PR 1KF / 1KQ / 2ED		03.0137-9700.2 669700	
				01/08→ 03/10; +PR 1KE		03.0137-9702.2 669702	
			➡	01/08→ 03/10; +PR 1KF / 1KQ / 2ED		03.0137-9288.2 669288	
			➡	01/08→ 03/10; +PR 1KE		03.0137-9288.2 669288	
5.0 V10 TDI	230	10/02→05/10		11/02→; +PR 1KF / 1KQ / 2ED; → 03/10		03.0137-9700.2 669700	
				11/02→; +PR 1KE; → 03/10		03.0137-9702.2 669702	
			➡	11/02→; +PR 1KF / 1KQ / 2ED; → 03/10		03.0137-9288.2 669288	
			➡	11/02→; +PR 1KE; → 03/10		03.0137-9288.2 669288	
6.0 W12	331	08/04→05/10		+PR 1KE; → 11/06		03.0137-9700.2 669700	
				+PR 1KF / 1KQ / 2ED; → 11/06		03.0137-9702.2 669702	
			➡	+PR 1KE; → 11/06		03.0137-9288.2 669288	
			➡	+PR 1KF / 1KQ / 2ED; → 11/06		03.0137-9288.2 669288	
→							

















	kw					! #		
VW - TOUAREG (7LA, 7L6, 7L7) 10/02→01/13								
 Seilzug, Feststellbremse								
2.5 R5 TDI	120 - 128	01/03→05/10			für Linkslenker; → 03/10; Scheibenbremse; 	1	24.3727-3400.2 583400	L= 1.890
3.0 TDI	155	04/06→05/10			→ 03/10; Scheibenbremse; 	2	24.3727-3401.2 583401	L= 1.750
3.0 V6 TDI	165 - 176	11/04→05/10						
3.2 V6	162	10/02→11/06			11/02→; für Linkslenker; → 12/05; Scheibenbremse; 	1	24.3727-3400.2 583400	L= 1.890
					11/02→ 12/05; Scheibenbremse; 	2	24.3727-3401.2 583401	L= 1.750
3.2 V6	177	11/04→11/06			für Linkslenker; → 12/05; Scheibenbremse; 	1	24.3727-3400.2 583400	L= 1.890
					→ 12/05; Scheibenbremse; 	2	24.3727-3401.2 583401	L= 1.750
3.6 V6 FSI	206	10/05→05/10			01/06→ 03/10; für Linkslenker; Scheibenbremse; 	1	24.3727-3400.2 583400	L= 1.890
					01/06→ 03/10; Scheibenbremse; 	2	24.3727-3401.2 583401	L= 1.750
4.2 V8	228	12/02→11/06			für Linkslenker; Scheibenbremse; 	1	24.3727-3400.2 583400	L= 1.890
					Scheibenbremse; 	2	24.3727-3401.2 583401	L= 1.750
4.2 V8 FSI	257	06/06→05/10			12/06→ 03/10; für Linkslenker; Scheibenbremse; 	1	24.3727-3400.2 583400	L= 1.890
					12/06→ 03/10; Scheibenbremse; 	2	24.3727-3401.2 583401	L= 1.750
5.0 R50 TDI	257	08/07→05/10			01/08→ 03/10; für Linkslenker; Scheibenbremse; 	1	24.3727-3400.2 583400	L= 1.890
					01/08→ 03/10; Scheibenbremse; 	2	24.3727-3401.2 583401	L= 1.750
5.0 V10 TDI	230	10/02→05/10			11/02→; für Linkslenker; → 03/10; Scheibenbremse; 	1	24.3727-3400.2 583400	L= 1.890
					11/02→ 03/10; Scheibenbremse; 	2	24.3727-3401.2 583401	L= 1.750
6.0 W12	331	08/04→05/10			für Linkslenker; → 11/06; Scheibenbremse; 	1	24.3727-3400.2 583400	L= 1.890
					→ 11/06; Scheibenbremse; 	2	24.3727-3401.2 583401	L= 1.750
VW - TOUAREG (7P5, 7P6) 01/10→12/18								
 Bremsbackensatz, Feststellbremse								
3.0 V6 TDI	150 - 176	01/10→03/18	➡	04/10→			03.0137-3019.2 653019	Ø 210 x 30 - HEB
4.2 V8 TDI	250	01/10→03/18						
3.0 V6 TDI	165 - 193	06/10→03/18	➡				03.0137-3019.2 653019	Ø 210 x 30 - HEB
3.0 V6 TSI	213	08/10→03/18						
3.0 V6 TSI Hybrid	245	04/10→03/18						
3.6 V6 FSI	183 - 206	04/10→03/18						
4.2 V8 FSI	265	01/11→03/18						
Zubehörsatz, Feststellbremsbacken								
3.0 V6 TDI	150 - 176	01/10→03/18	➡	04/10→			03.0137-9354.2 669354	
4.2 V8 TDI	250	01/10→03/18						
3.0 V6 TDI	165 - 193	06/10→03/18	➡				03.0137-9354.2 669354	
3.0 V6 TSI	213	08/10→03/18						
3.0 V6 TSI Hybrid	245	04/10→03/18						
3.6 V6 FSI	183 - 206	04/10→03/18						
4.2 V8 FSI	265	01/11→03/18						
VW - TOUAREG VAN (7P5) 01/10→12/18								
 Bremsbackensatz, Feststellbremse								
3.0 TDI 4motion	180	05/11→12/14	➡				03.0137-3019.2 653019	Ø 210 x 30 - HEB
Zubehörsatz, Feststellbremsbacken								
3.0 TDI 4motion	180	05/11→12/14	➡				03.0137-9354.2 669354	
VW - TOURAN (1T1, 1T2) 02/03→05/10								
 Seilzug, Feststellbremse								
1.4 TSI	103	02/06→05/10			09/06→; → 1T-6-120000; Scheibenbremse; 	2	24.3727-0186.2 580186	L= 1.563
					1T-6-120001→; 	2	24.3727-3407.2 583407	L= 1.561
1.4 TSI	125	11/06→05/10			→ 1T-6-120000; Scheibenbremse; 	2	24.3727-0186.2 580186	L= 1.563
						24.3727-3407.2 583407	L= 1.561	
1.6 BiFuel	75	07/03→05/10					24.3727-3407.2 583407	L= 1.561
1.6 FSI	75	11/06→05/10						
1.6 FSI	85	02/03→01/07			1T-6-120001→; 	2	24.3727-0196.2 580196	L= 1.561

	kw					! #		
VW - TOURAN (1T1, 1T2) 02/03→05/10								
 Seilzug, Feststellbremse								
1.9 TDI	66 - 77	02/03→05/10			→ 1T-6-120000; Scheibenbremse; 	2	24.3727-0186.2 580186	L= 1.563
2.0 FSI	110	10/03→01/07					24.3727-3407.2 583407	L= 1.561
2.0 TDI	103	12/05→05/10			1T-6-120001→; 	2	24.3727-0196.2 580196	L= 1.561
2.0 TDI 16V	103	08/03→05/10						
2.0 TDI	100	02/03→05/10			08/03→; → 1T-6-120000; Scheibenbremse; 	2	24.3727-0186.2 580186	L= 1.563
							24.3727-3407.2 583407	L= 1.561
					1T-6-120001→; 	2	24.3727-0196.2 580196	L= 1.561
2.0 TDI	125	12/05→05/10			02/06→; → 1T-6-120000; Scheibenbremse; 	2	24.3727-0186.2 580186	L= 1.563
							24.3727-3407.2 583407	L= 1.561
					1T-6-120001→; 	2	24.3727-0196.2 580196	L= 1.561
VW - TOURAN (1T3) 05/10→05/15								
 Seilzug, Feststellbremse								
1.2 TSI	77	05/10→05/15			→ 1T-6-120000; Scheibenbremse; 	2	24.3727-0186.2 580186	L= 1.563
1.4 TSI	103 - 125	05/10→05/15					24.3727-3407.2 583407	L= 1.561
1.6 TDI	66 - 77	05/10→05/15			1T-6-120001→; 	2	24.3727-0196.2 580196	L= 1.561
2.0 TDI	81 - 125	05/10→05/15						
2.0 TDI	130	01/13→05/15				2	24.3727-0196.2 580196	L= 1.561
VW - TOURAN VAN (1T1, 1T2) 02/03→05/10								
 Seilzug, Feststellbremse								
1.9 TDI	66 - 77	08/03→05/10			→ 1T-6-120000; Scheibenbremse; 	2	24.3727-0186.2 580186	L= 1.563
2.0 FSI	110	05/04→01/07					24.3727-3407.2 583407	L= 1.561
2.0 TDi	103	08/03→05/10			1T-6-120001→; 	2	24.3727-0196.2 580196	L= 1.561
FSI	85	02/03→11/06						
2.0 TDI	100	02/03→05/10			08/03→; → 1T-6-120000; Scheibenbremse; 	2	24.3727-0186.2 580186	L= 1.563
							24.3727-3407.2 583407	L= 1.561
					1T-6-120001→; 	2	24.3727-0196.2 580196	L= 1.561
VW - TOURAN VAN (1T3) 05/10→05/15								
 Seilzug, Feststellbremse								
1.2 TSI	77	05/10→05/15			→ 1T-6-120000; Scheibenbremse; 	2	24.3727-0186.2 580186	L= 1.563
1.4 TSI	103 - 125	05/10→05/15					24.3727-3407.2 583407	L= 1.561
1.4 TSi EcoFuel	110	05/10→05/15			1T-6-120001→; 	2	24.3727-0196.2 580196	L= 1.561
1.6 TDI	66 - 77	05/10→05/15						
2.0 TDi	125	05/10→01/13						
2.0 TDI	103	05/10→05/15						
VW - TRANSPORTER / CARAVELLE VI Bus (SGB, SGJ, SHB, SHJ) 04/15→								
 Seilzug, Feststellbremse								
2.0 TDI	62 - 150	04/15→			+PR G0C / G0K / G1C; Scheibenbremse; 	2	24.3727-0184.2 580184	L= 1.303
2.0 TDI 4motion	103 - 150	06/15→						
2.0 TSI	110 - 150	04/15→07/19						
2.0 TSI 4motion	150	06/15→07/19						
ABT e-Caravelle	83	01/20→						
VW - TRANSPORTER IV Bus (70B, 70C, 7DB, 7DK, 70J, 70K, 7DC, 7DJ) 09/90→08/04								
 Radbremszylinder								
1.9 TD	50	10/92→04/03	➡		→ 70-T-199999		24.3220-0910.3 020211	GG
2.0	62	09/90→04/03						
2.4 D	55 - 57	09/90→04/03						
2.5	81 - 85	09/90→06/03						
2.5 Syncro	81 - 85	08/92→04/03						
2.5 TDI	65 - 111	09/95→04/03						
2.5 TDI Syncro	75	01/96→04/03						
2.4 D Syncro	57	10/92→09/98	➡		11/92→; → 70-T-199999		24.3220-0910.3 020211	GG
→								














	kW					! #		
VW - TRANSPORTER IV Bus (70B, 70C, 7DB, 7DK, 70J, 70K, 7DC, 7DJ) 09/90→08/04								
Zubehörsatz, Bremsbacken								
1.9 TD 2.0 2.4 D	50 62 55 -	10/92→04/03 09/90→04/03 09/90→04/03	➔	→ 70-T-199999			03.0137-9156.2 669156	
2.5 2.5 Syncro 2.5 TDI 2.5 TDI Syncro	81 - 85 81 - 85 65 - 111 75	09/90→06/03 08/92→04/03 09/95→04/03 01/96→04/03						
2.4 D Syncro	57	10/92→09/98	➔	11/92→; → 70-T-199999			03.0137-9156.2 669156	
 Bremstrommel								
1.9 TD 2.0 2.4 D	50 62 55 -	10/92→04/03 09/90→04/03 09/90→04/03	➔	→ 70-T-199999			24.0226-8001.1 480051	Ø 288 x 68,4 / 269,5
2.5 2.5 Syncro 2.5 TDI 2.5 TDI Syncro	81 - 85 81 - 85 65 - 111 75	09/90→06/03 08/92→04/03 09/95→04/03 01/96→04/03						
2.4 D Syncro	57	10/92→09/98	➔	11/92→; → 70-T-199999			24.0226-8001.1 480051	Ø 288 x 68,4 / 269,5
 Bremsbackensatz								
1.9 TD 2.0 2.4 D	50 62 55 -	10/92→04/03 09/90→04/03 09/90→04/03	➔	→ 70-T-199999			03.0137-0256.2 650256 03.0420-3420.3 683420	Ø 268 x 56 + HEB BDX Ø 268 x 56 + RZ / + Zub Kit
2.5 2.5 Syncro 2.5 TDI 2.5 TDI Syncro	81 - 85 81 - 85 65 - 111 75	09/90→06/03 08/92→04/03 09/95→04/03 01/96→04/03						
2.4 D Syncro	57	10/92→09/98	➔	11/92→; → 70-T-199999			03.0137-0256.2 650256 03.0420-3420.3 683420	Ø 268 x 56 + HEB BDX Ø 268 x 56 + RZ / + Zub Kit
 Seilzug, Feststellbremse								
1.9 TD 2.0 2.4 D	50 62 55 -	10/92→04/03 09/90→04/03 09/90→04/03		→ 70-T-199999; Trommelbremse; ⚠	2	24.3727-0131.2 580131		L= 844
2.5 2.5 Syncro 2.5 TDI 2.5 TDI Syncro	81 - 85 81 - 85 65 - 111 75	09/90→06/03 08/92→04/03 09/95→04/03 01/96→04/03		70-T-200000→ 70-V-120000; Scheibenbremse; ⚠	2	24.3727-0157.2 580157		L= 949
2.4 D Syncro	57	10/92→09/98		70-W-039001→; ⚠	2	24.3727-0177.2 580177		L= 953
				70-V-120001→ 70-W-039000; Scheibenbremse; ⚠	2	24.3727-0177.2 580177		L= 953
				11/92→; → 70-T-199999; Trommelbremse; ⚠	2	24.3727-0131.2 580131		L= 844
				70-T-200000→ 70-V-120000; Scheibenbremse; ⚠	2	24.3727-0157.2 580157		L= 949
				70-W-039001→; ⚠	2	24.3727-0177.2 580177		L= 953
				70-V-120001→ 70-W-039000; Scheibenbremse; ⚠	2	24.3727-0177.2 580177		L= 953
2.8 VR6 2.8 VR 6	150 103	04/00→04/03 11/95→04/00		70-T-200000→ 70-V-120000; Scheibenbremse; ⚠	2	24.3727-0157.2 580157		L= 949
				70-W-039001→; ⚠	2	24.3727-0177.2 580177		L= 953
				70-V-120001→ 70-W-039000; Scheibenbremse; ⚠	2	24.3727-0177.2 580177		L= 953
VW - TRANSPORTER IV Kasten (70A, 70H, 7DA, 7DH) 07/90→04/03								
 Radbremszylinder								
1.9 TD 2.0 2.4 D	50 62 55 -	10/92→04/03 07/90→04/03 07/90→04/03	➔	→ 70-T-199999			24.3220-0910.3 020211	GG
2.5 2.5 Syncro	81 - 85 81 -	11/90→04/03 01/96→04/03						
→								













	kW					! #		
VW - TRANSPORTER IV Kasten (70A, 70H, 7DA, 7DH) 07/90→04/03								
 Radbremszylinder								
2.5 TDI	65 - 111	09/95→04/03	➔	→ 70-T-199999			24.3220-0910.3 020211	GG
2.5 TDI Syncro	75	09/95→04/03						
2.4 D Syncro	57	10/92→09/98	➔	11/92→; → 70-T-199999			24.3220-0910.3 020211	GG
Zubehörsatz, Bremsbacken								
1.9 TD	50	10/92→04/03	➔	→ 70-T-199999			03.0137-9156.2 669156	
2.0	62	07/90→04/03						
2.4 D	55 - 57	07/90→04/03						
2.5	81 - 85	11/90→04/03						
2.5 Syncro	81 - 85	01/96→04/03						
2.5 TDI	65 - 111	09/95→04/03						
2.5 TDI Syncro	75	09/95→04/03						
2.4 D Syncro	57	10/92→09/98	➔	11/92→; → 70-T-199999			03.0137-9156.2 669156	
 Bremstrommel								
1.9 TD	50	10/92→04/03	➔	→ 70-T-199999			24.0226-8001.1 480051	Ø 288 x 68,4 / 269,5
2.0	62	07/90→04/03						
2.4 D	55 - 57	07/90→04/03						
2.5	81 - 85	11/90→04/03						
2.5 Syncro	81 - 85	01/96→04/03						
2.5 TDI	65 - 111	09/95→04/03						
2.5 TDI Syncro	75	09/95→04/03						
2.4 D Syncro	57	10/92→09/98	➔	11/92→; → 70-T-199999			24.0226-8001.1 480051	Ø 288 x 68,4 / 269,5
 Bremsbackensatz								
1.9 TD	50	10/92→04/03	➔	→ 70-T-199999			03.0137-0256.2 650256	Ø 268 x 56 + HEB
2.0	62	07/90→04/03					03.0420-3420.3 683420	BDX Ø 268 x 56 + RZ / + Zub Kit
2.4 D	55 - 57	07/90→04/03						
2.5	81 - 85	11/90→04/03						
2.5 Syncro	81 - 85	01/96→04/03						
2.5 TDI	65 - 111	09/95→04/03						
2.5 TDI Syncro	75	09/95→04/03						
2.4 D Syncro	57	10/92→09/98	➔	11/92→; → 70-T-199999			03.0137-0256.2 650256 03.0420-3420.3 683420	Ø 268 x 56 + HEB BDX Ø 268 x 56 + RZ / + Zub Kit
 Seilzug, Feststellbremse								
1.9 TD	50	10/92→04/03		→ 70-T-199999; Trommelbremse; ⚠	2	24.3727-0131.2 580131		L= 844
2.0	62	07/90→04/03		70-T-200000→ 70-V-120000; Scheibenbremse; ⚠	2	24.3727-0157.2 580157		L= 949
2.4 D	55 - 57	07/90→04/03						
2.5	81 - 85	11/90→04/03		70-W-039001→; ⚠	2	24.3727-0177.2 580177		L= 953
2.5 Syncro	81 - 85	01/96→11/01		70-V-120001→ 70-W-039000; Scheibenbremse; ⚠	2	24.3727-0177.2 580177		L= 953
2.5 TDI	65 - 111	09/95→04/03						
2.5 TDI Syncro	75	09/95→04/03						
2.4 D Syncro	57	10/92→09/98		11/92→; → 70-T-199999; Trommelbremse; ⚠	2	24.3727-0131.2 580131		L= 844
				70-T-200000→ 70-V-120000; Scheibenbremse; ⚠	2	24.3727-0157.2 580157		L= 949
				70-W-039001→; ⚠	2	24.3727-0177.2 580177		L= 953
				70-V-120001→ 70-W-039000; Scheibenbremse; ⚠	2	24.3727-0177.2 580177		L= 953
2.5 Syncro	85	08/96→04/03		→ 70-T-199999; Trommelbremse; ⚠	2	24.3727-0131.2 580131		L= 844
				70-T-200000→ 70-V-120000; Scheibenbremse; +PR 2E2; ⚠	2	24.3727-0157.2 580157		L= 949
				70-W-039001→; +PR 2E3; ⚠	2	24.3727-0177.2 580177		L= 953
				70-V-120001→ 70-W-039000; Scheibenbremse; +PR 2E3; ⚠	2	24.3727-0177.2 580177		L= 953
2.8 VR6	103 - 150	05/96→04/03		70-T-200000→ 70-V-120000; Scheibenbremse; ⚠	2	24.3727-0157.2 580157		L= 949
				70-W-039001→; ⚠	2	24.3727-0177.2 580177		L= 953
➔								

	kW			 	! #		
VW - TRANSPORTER IV Kasten (70A, 70H, 7DA, 7DH) 07/90→04/03							
 Seilzug, Feststellbremse							
2.8 VR6	103 - 150	05/96→04/03		70-V-120001→70-W-039000; Scheibenbremse; 	2	24.3727-0177.2 580177	L= 953
VW - TRANSPORTER IV Pritsche/Fahrgestell (70E, 70L, 70M, 7DE, 7DL 07/90→04/03							
 Radbremszylinder							
1.9 TD 2.0 2.4 D 2.5 2.5 Syncro 2.5 TDI 2.5 TDI Syncro 2.4 D Syncro	50 62 55 - 57 81 - 85 81 - 85 65 - 75 75 57	10/92→04/03 07/90→04/03 09/90→04/03 11/90→04/03 11/92→04/03 09/95→04/03 05/98→04/03 10/92→09/98	➔ ➔	→ 70-T-199999 11/92→; → 70-T-199999		24.3220-0910.3 020211 24.3220-0910.3 020211	GG GG
Zubehörsatz, Bremsbacken							
1.9 TD 2.0 2.4 D 2.5 2.5 Syncro 2.5 TDI 2.5 TDI Syncro 2.4 D Syncro	50 62 55 - 57 81 - 85 81 - 85 65 - 75 75 57	10/92→04/03 07/90→04/03 09/90→04/03 11/90→04/03 11/92→04/03 09/95→04/03 05/98→04/03 10/92→09/98	➔ ➔	→ 70-T-199999 11/92→; → 70-T-199999		03.0137-9156.2 669156 03.0137-9156.2 669156	
 Bremstrommel							
1.9 TD 2.0 2.4 D 2.5 2.5 Syncro 2.5 TDI 2.5 TDI Syncro 2.4 D Syncro	50 62 55 - 57 81 - 85 81 - 85 65 - 75 75 57	10/92→04/03 07/90→04/03 09/90→04/03 11/90→04/03 11/92→04/03 09/95→04/03 05/98→04/03 10/92→09/98	➔ ➔	→ 70-T-199999 11/92→; → 70-T-199999		24.0226-8001.1 480051 24.0226-8001.1 480051	∅ 288 x 68,4 / 269,5 ∅ 288 x 68,4 / 269,5
 Bremsbackensatz							
1.9 TD 2.0 2.4 D 2.5 2.5 Syncro 2.5 TDI 2.5 TDI Syncro 2.4 D Syncro	50 62 55 - 57 81 - 85 81 - 85 65 - 75 75 57	10/92→04/03 07/90→04/03 09/90→04/03 11/90→04/03 11/92→04/03 09/95→04/03 05/98→04/03 10/92→09/98	➔ ➔	→ 70-T-199999 11/92→; → 70-T-199999		03.0137-0256.2 650256 03.0420-3420.3 683420 03.0137-0256.2 650256 03.0420-3420.3 683420	∅ 268 x 56 + HEB BDX ∅ 268 x 56 + RZ / + Zub Kit ∅ 268 x 56 + HEB BDX ∅ 268 x 56 + RZ / + Zub Kit
 Seilzug, Feststellbremse							
1.9 TD 2.0 2.4 D 2.5 2.5 Syncro 2.5 TDI 2.5 TDI Syncro 2.4 D Syncro	50 62 55 - 57 81 - 85 81 - 85 65 - 75 75 57	10/92→04/03 07/90→04/03 09/90→04/03 11/90→04/03 11/92→04/03 09/95→04/03 05/98→04/03 10/92→09/98		→ 70-T-199999; Trommelbremse;  70-T-200000→70-V-120000; Scheibenbremse;  70-W-039001→;  70-V-120001→70-W-039000; Scheibenbremse;  11/92→; → 70-T-199999; Trommelbremse;  70-T-200000→70-V-120000; Scheibenbremse; 	2 2 2 2 2 2 2 2	24.3727-0131.2 580131 24.3727-0157.2 580157 24.3727-0177.2 580177 24.3727-0177.2 580177 24.3727-0131.2 580131 24.3727-0157.2 580157	L= 844 L= 949 L= 953 L= 953 L= 844 L= 949












	kW			 	! #		
VW - TRANSPORTER IV Pritsche/Fahrgestell (70E, 70L, 70M, 7DE, 7DL 07/90→04/03)							
 Seilzug, Feststellbremse							
2.4 D Syncro	57	10/92→09/98		70-W-039001→; 	2	24.3727-0177.2 580177	L= 953
				70-V-120001→ 70-W-039000; Scheibenbremse; 	2	24.3727-0177.2 580177	L= 953
VW - TRANSPORTER V Bus (7HB, 7HJ, 7EB, 7EJ) 04/03→08/15							
 Bremsbackensatz, Feststellbremse							
1.9 TDI	62 - 77	04/03→11/09	➔			03.0137-0419.2 650419	Ø 185 x 30
2.0	85	11/03→08/15					
2.0 BiTDI	132	09/09→08/15					
2.0 BiTDI 4motion	132	09/09→08/15					
2.0 CNG	85	01/06→08/15					
2.0 TDI	62 - 103	09/09→08/15					
2.0 TDI 4motion	100 - 103	09/09→08/15					
2.5 TDi	120	11/03→11/09					
2.5 TDI	96 - 128	04/03→11/09					
2.5 TDI 4motion	96 - 128	07/04→11/09					
3.2 V6	170 - 173	02/04→11/09					
3.2 V6 4motion	170 - 173	11/03→12/09	➔	07/04→		03.0137-0419.2 650419	Ø 185 x 30
Zubehörsatz, Feststellbremsbacken							
1.9 TDI	62 - 77	04/03→11/09				03.0137-9700.2 669700	
2.0	85	11/03→08/15				03.0137-9702.2 669702	
2.0 BiTDI	132	09/09→08/15	➔			03.0137-9288.2 669288	
2.0 BiTDI 4motion	132	09/09→08/15					
2.0 CNG	85	01/06→08/15					
2.0 TDI	62 - 103	09/09→08/15					
2.0 TDI 4motion	100 - 103	09/09→08/15					
2.5 TDi	120	11/03→11/09					
2.5 TDI	96 - 128	04/03→11/09					
2.5 TDI 4motion	96 - 128	07/04→11/09					
3.2 V6	170 - 173	02/04→11/09					
3.2 V6 4motion	170 - 173	11/03→12/09		07/04→		03.0137-9700.2 669700	
			➔	07/04→		03.0137-9702.2 669702	
						03.0137-9288.2 669288	
 Seilzug, Feststellbremse							
1.9 TDI	62 - 77	04/03→11/09		+PR 0E1 / 0E2 / 0WL / 0WN / 0WM / 0WP / 0WQ; Scheibenbremse; 	2	24.3727-0184.2 580184	L= 1.303
2.0	85	11/03→08/15					
2.0 BiTDI	132	09/09→08/15					
2.0 CNG	85	01/06→08/15					
2.0 TDI	62 - 103	09/09→08/15					
2.5 TDi	120	11/03→11/09					
2.5 TDI	96 - 128	04/03→11/09					
3.2 V6	170 - 173	02/04→11/09					
2.0 BiTDI 4motion	132	09/09→08/15		7H-A-200001→; Scheibenbremse;	2	24.3727-0184.2 580184	L= 1.303
2.0 TDI 4motion	100 - 103	09/09→08/15		+PR G0C / G0K / G1C; 			
2.5 TDI 4motion	96 - 128	07/04→11/09					
3.2 V6 4motion	170 - 173	11/03→12/09					
2.0 TDI	84 - 85	05/11→08/15		Scheibenbremse;	2	24.3727-0184.2 580184	L= 1.303
2.0 TSI	110 - 150	05/11→08/15		+PR G0C / G0K / G1C; 			
2.0 TSI 4motion	150	07/11→08/15					
VW - TRANSPORTER V Kasten (7HA, 7HH, 7EA, 7EH) 04/03→							
 Bremsbackensatz, Feststellbremse							
1.9 TDI	62 - 77	04/03→11/09	➔			03.0137-0419.2 650419	Ø 185 x 30
➔							





































	kW			 	! #		
VW - TRANSPORTER V Kasten (7HA, 7HH, 7EA, 7EH) 04/03→							
 Bremsbackensatz, Feststellbremse							
2.0 2.0 BiFuel 2.0 BiTDI 2.0 BiTDI 4motion 2.0 TDI	85 85 132 132 62 -	11/03→08/15 05/11→08/15 09/09→08/15 09/09→08/15 09/09→08/15	➔			03.0137-0419.2 650419	Ø 185 x 30
2.0 TDI 4motion 2.5 TDI 2.5 TDI 4motion 3.2 V6	103 100 - 103 96 - 128 96 - 128 170 -	09/09→08/15 04/03→11/09 07/04→11/09 04/03→11/09					
3.2 4motion 3.2 V6 4motion	173 170	11/03→11/09 04/03→06/05	➔	07/04→		03.0137-0419.2 650419	Ø 185 x 30
Zubehörsatz, Feststellbremsbacken							
1.9 TDI 2.0 2.0 BiFuel 2.0 BiTDI 2.0 BiTDI 4motion 2.0 TDI	62 - 77 85 85 132 132	04/03→11/09 11/03→08/15 05/11→08/15 09/09→08/15 09/09→08/15	➔			03.0137-9700.2 669700 03.0137-9702.2 669702 03.0137-9288.2 669288	
2.0 TDI 2.0 TDI 4motion 2.5 TDI 2.5 TDI 4motion 3.2 V6	62 - 103 100 - 103 96 - 128 96 - 128 170 -	09/09→08/15 09/09→08/15 04/03→11/09 07/04→11/09 04/03→11/09					
3.2 4motion 3.2 V6 4motion	173 170	11/03→11/09 04/03→06/05	➔	07/04→		03.0137-9700.2 669700 03.0137-9702.2 669702	
			➔	07/04→		03.0137-9288.2 669288	
 Seilzug, Feststellbremse							
1.9 TDI 2.0 2.0 BiFuel 2.0 BiTDI 2.0 TDI	62 - 77 85 85 132	04/03→11/09 11/03→08/15 05/11→08/15 09/09→08/15		+PR OE1 / OE2 / OWL / OWN / OWM / OWP / OWQ; Scheibenbremse; 	2	24.3727-0184.2 580184	L= 1.303
2.0 TDI 2.5 TDI 3.2 V6	62 - 103 100 - 103 96 - 128 170 -	09/09→08/15 09/09→08/15 04/03→11/09 07/04→11/09 04/03→11/09					
2.0 BiTDI 4motion 2.0 TDI 4motion 2.5 TDI 4motion 3.2 4motion 3.2 V6 4motion	132 100 - 103 96 - 128 173 170	09/09→08/15 09/09→08/15 07/04→11/09 11/03→11/09 04/03→06/05		7H-A-200001→; Scheibenbremse; +PR G0C / G0K / G1C; 	2	24.3727-0184.2 580184	L= 1.303
2.0 TDI 2.0 TSI 2.0 TSI 4motion	84 110 - 150 150	05/11→08/15 05/11→08/15 07/11→08/15		Scheibenbremse; +PR G0C / G0K / G1C; 	2	24.3727-0184.2 580184	L= 1.303
VW - TRANSPORTER V Pritsche/Fahrgestell (7JD, 7JE, 7JL, 7JY, 7JZ, 04/03→08/15)							
 Bremsbackensatz, Feststellbremse							
1.9 TDI 2.0 2.0 BiTDI 2.0 BiTDI 4motion 2.0 CNG 2.0 TDI	62 - 77 85 132 132 85	04/03→11/09 11/03→05/13 09/09→08/15 09/09→08/15 11/03→05/11	➔	+PR OWR / OE0 / OE9		03.0137-0419.2 650419	Ø 185 x 30
2.0 TDI 2.0 TDI 4motion 2.5 TDI 2.5 TDI 4motion 3.2 V6	62 - 103 100 - 103 96 - 128 96 - 170 - 173	09/09→08/15 09/09→08/15 04/03→11/09 07/04→11/09 08/03→11/09					
→							

	kW					! #		
VW - TRANSPORTER V Pritsche/Fahrgestell (7JD, 7JE, 7JL, 7JY, 7JZ, 04/03→08/15)								
 Bremsbackensatz, Feststellbremse								
2.5 TDI 4motion	128	04/04→11/09	➡	07/04→; +PR 0WR / 0E0 / 0E9			03.0137-0419.2 650419	Ø 185 x 30
3.2 4motion	170	11/03→11/09	➡	07/04→			03.0137-0419.2 650419	Ø 185 x 30
Zubehörsatz, Feststellbremsbacken								
1.9 TDI	62 - 77	04/03→11/09		+PR 0WR / 0E0 / 0E9			03.0137-9288.2 669288	
2.0	85	11/03→05/13					03.0137-9700.2 669700	
2.0 BiTDI	132	09/09→08/15					03.0137-9702.2 669702	
2.0 BiTDI 4motion	132	09/09→08/15						
2.0 CNG	85	11/03→05/11						
2.0 TDI	62 - 103	09/09→08/15						
2.0 TDI 4motion	100 - 103	09/09→08/15						
2.5 TDI	96 - 128	04/03→11/09						
2.5 TDI 4motion	96	07/04→11/09						
3.2 V6	170 - 173	08/03→11/09						
2.5 TDI 4motion	128	04/04→11/09		07/04→; +PR 0WR / 0E0 / 0E9			03.0137-9288.2 669288	
							03.0137-9700.2 669700	
							03.0137-9702.2 669702	
3.2 4motion	170	11/03→11/09		07/04→			03.0137-9700.2 669700	
							03.0137-9702.2 669702	
			➡	07/04→			03.0137-9288.2 669288	
 Seilzug, Feststellbremse								
1.9 TDI	62 - 77	04/03→11/09		+PR 0E1 / 0E2 / 0WL / 0WN / 0WM / 0WP / 0WQ; ⚠	2		24.3727-0184.2 580184	L= 1.303
2.0	85	11/03→05/13						
2.0 BiTDI	132	09/09→08/15						
2.0 CNG	85	11/03→05/11						
2.0 TDI	62 - 103	09/09→08/15						
2.5 TDI	96 - 128	04/03→11/09						
3.2 V6	170 - 173	08/03→11/09						
2.0 TDI	84	05/11→08/15		⚠	2		24.3727-0184.2 580184	L= 1.303
2.0 TSI	110	07/12→08/15						
3.2 4motion	170	11/03→11/09		7H-A-200001→; Scheibenbremse; +PR G0C / G0K / G1C; ⚠	2		24.3727-0184.2 580184	L= 1.303
VW - TRANSPORTER VI Kasten (SGA, SGH, SHA, SHH) 04/15→								
 Seilzug, Feststellbremse								
2.0 TDI	62 - 150	04/15→		+PR G0C / G0K / G1C; Scheibenbremse; ⚠	2		24.3727-0184.2 580184	L= 1.303
2.0 TDI 4motion	103 - 150	06/15→						
2.0 TSI	110 - 150	04/15→07/19						
2.0 TSI 4motion	150	06/15→07/19						
ABT e-Transporter	83	01/20→						
VW - TRANSPORTER VI Pritsche/Fahrgestell (SFD, SFE, SFL, SFZ, SJD) 04/15→								
 Seilzug, Feststellbremse								
2.0 TDI	62 - 150	04/15→		+PR G0C / G0K / G1C; Scheibenbremse; ⚠	2		24.3727-0184.2 580184	L= 1.303
2.0 TDI 4motion	103 - 150	06/15→						
2.0 TSI	110	04/15→06/19						
VW - UP! (121, 122, BL1, BL2, BL3, 123) 08/11→								
 Radbremsszylinder								
1.0	44 - 55	08/11→08/20	➡	12/11→	2		24.3217-0908.3 020167	ALU
1.0	48	08/20→	➡		2		24.3217-0908.3 020167	ALU
1.0 EcoFuel	50	11/12→						
1.0 GTI	85	11/17→						
1.0 TSI	66	05/16→09/18						
e-Up	60 - 61	07/13→	➡				24.3217-0908.3 020167	ALU
➔			➡	09/13→			24.3219-0909.3 020188	ALU



	kW			 	! #		
VW - UP! (121, 122, BL1, BL2, BL3, 123) 08/11→							
Zubehörsatz, Bremsbacken							
1.0	44 - 55	08/11→08/20	➡	12/11→ 05/12		03.0137-9168.2 669168	VW
			➡	06/12→		03.0137-9168.2 669168	VW
1.0 1.0 EcoFuel 1.0 GTI 1.0 TSI	48 50 85 66	08/20→ 11/12→ 11/17→ 05/16→09/18	➡			03.0137-9168.2 669168	VW
e-Up	60 - 61	07/13→	➡	09/13→		03.0137-9168.2 669168	VW
 Bremstrommel							
1.0	44 - 55	08/11→08/20	➡	12/11→		24.0220-0032.1 480130	Ø 240 x 50,1 / 201,5
1.0 1.0 EcoFuel 1.0 GTI 1.0 TSI	48 50 85 66	08/20→ 11/12→ 11/17→ 05/16→09/18	➡			24.0220-0032.1 480130	Ø 240 x 50,1 / 201,5
e-Up	60 - 61	07/13→	➡	09/13→		24.0220-0032.1 480130	Ø 240 x 50,1 / 201,5
 Bremsbackensatz							
1.0	44 - 55	08/11→08/20	➡			03.0137-0268.2 650268	VW Ø 200 x 40 + HEB
			➡	12/11→		03.0520-4817.3 694817	Ø 200 x 40 + RZ / + Zub TopKit
1.0 1.0 EcoFuel 1.0 GTI 1.0 TSI	48 50 85 66	08/20→ 11/12→ 11/17→ 05/16→09/18	➡			03.0137-0268.2 650268 03.0520-4817.3 694817	VW Ø 200 x 40 + HEB Ø 200 x 40 + RZ / + Zub TopKit
e-Up	60 - 61	07/13→	➡			03.0137-0268.2 650268	VW Ø 200 x 40 + HEB
			➡	09/13→		03.0520-8219.3 698219	VW Ø 200 x 40 + RZ / + Zub TopKit
VW - VENTO (1H2) 11/91→09/98							
 Radbremszylinder							
1.4 1.9 D 1.9 SDI	40 - 44 48 47	11/91→09/98 11/91→09/98 04/97→09/98	➡		2	03.3217-2112.3 020027 24.3217-0908.3 020167	GG ALU
1.6	55	09/92→09/98	➡		2	03.3217-2112.3 020027 24.3217-0908.3 020167	GG ALU
			➡	→ 1H-S-430000	2	03.3217-2112.3 020027 24.3217-0908.3 020167	GG ALU
			➡	1H-S-430001→	2	24.3219-0909.3 020188	ALU
1.6	74	10/94→09/98	➡		2	24.3219-0909.3 020188	ALU
1.8	55	11/91→09/98	➡	01/92→	2	03.3217-2112.3 020027 24.3217-0908.3 020167 24.3219-0909.3 020188	GG ALU ALU
1.8	66	11/91→09/98	➡	01/92→; → 1H-S-430000	2	03.3217-2112.3 020027 24.3217-0908.3 020167	GG ALU
			➡	1H-S-430001→	2	24.3219-0909.3 020188	ALU
1.9 TD	55	11/91→09/98	➡	→ 1H-S-430000	2	03.3217-2112.3 020027 24.3217-0908.3 020167	GG ALU
			➡	1H-S-430001→	2	24.3219-0909.3 020188	ALU
1.9 TDI	66	09/93→09/98	➡	nicht für Ausstattungsvariante: GT	2	24.3219-0909.3 020188	ALU
Zubehörsatz, Bremsbacken							
1.4 1.6 1.9 D 1.9 SDI 1.9 TD	40 - 44 55 48 47 55	11/91→09/98 09/92→09/98 11/91→09/98 04/97→09/98 11/91→09/98	➡			03.0137-9168.2 669168	VW
1.8	55 - 66	11/91→09/98	➡	01/92→; nicht für Ausstattungsvariante: GT		03.0137-9168.2 669168	VW
1.9 TDI	66	09/93→09/98	➡	nicht für Ausstattungsvariante: GT		03.0137-9168.2 669168	VW
 Bremstrommel							
1.4 1.6 1.9 D →	40 - 44 55 48	11/91→09/98 09/92→09/98 11/91→09/98	➡			24.0220-0018.1 480019	Ø 240 x 50 / 201 - RLG / - ABS Ring

	kw			 	! #		
VW - VENTO (1H2) 11/91→09/98							
 Bremstrommel							
1.9 SDI 1.9 TD	47 55	04/97→09/98 11/91→09/98	➔			24.0220-0718.2 480209	Ø 240 x 50 / 201 + RLG / - ABS Ring
1.8	55 - 66	11/91→09/98	➔	01/92→; nicht für Ausstattungsvariante: GT		24.0220-0018.1 480019	Ø 240 x 50 / 201 - RLG / - ABS Ring
			➔	01/92→		24.0220-0718.2 480209	Ø 240 x 50 / 201 + RLG / - ABS Ring
1.9 TDI	66	09/93→09/98	➔	nicht für Ausstattungsvariante: GT		24.0220-0018.1 480019	Ø 240 x 50 / 201 - RLG / - ABS Ring
			➔			24.0220-0718.2 480209	Ø 240 x 50 / 201 + RLG / - ABS Ring
 Bremsbackensatz							
1.4 1.9 D 1.9 SDI	40 - 44 48 47	11/91→09/98 11/91→09/98 04/97→09/98	➔			03.0137-0268.2 650268	VW Ø 200 x 40 + HEB
						03.0420-1517.3 681517	VW Ø 200 x 40 + RZ / + Zub Kit
						03.0520-1517.3 691517	VW Ø 200 x 40 + RZ / + Zub TopKit
1.6	55	09/92→09/98	➔			03.0137-0268.2 650268	VW Ø 200 x 40 + HEB
						03.0420-1517.3 681517	VW Ø 200 x 40 + RZ / + Zub Kit
						03.0520-1517.3 691517	VW Ø 200 x 40 + RZ / + Zub TopKit
			➔	→ 1H-S-430000		03.0420-1517.3 681517	VW Ø 200 x 40 + RZ / + Zub Kit
			➔	1H-S-430001→		03.0520-1517.3 691517	VW Ø 200 x 40 + RZ / + Zub TopKit
			➔			03.0420-4219.3 684219	VW Ø 200 x 40 + RZ / + Zub Kit
			➔			03.0520-4219.3 694219	VW Ø 200 x 40 + RZ / + Zub TopKit
1.6	74	10/94→09/98	➔			03.0420-4219.3 684219	VW Ø 200 x 40 + RZ / + Zub Kit
						03.0520-4219.3 694219	VW Ø 200 x 40 + RZ / + Zub TopKit
1.8	55	11/91→09/98	➔	01/92→; nicht für Ausstattungsvariante: GT		03.0137-0268.2 650268	VW Ø 200 x 40 + HEB
			➔	01/92→		03.0420-1517.3 681517	VW Ø 200 x 40 + RZ / + Zub Kit
						03.0420-4219.3 684219	VW Ø 200 x 40 + RZ / + Zub Kit
						03.0520-1517.3 691517	VW Ø 200 x 40 + RZ / + Zub TopKit
			➔			03.0520-4219.3 694219	VW Ø 200 x 40 + RZ / + Zub TopKit
1.8	66	11/91→09/98	➔	01/92→; nicht für Ausstattungsvariante: GT		03.0137-0268.2 650268	VW Ø 200 x 40 + HEB
			➔	01/92→; → 1H-S-430000		03.0420-1517.3 681517	VW Ø 200 x 40 + RZ / + Zub Kit
						03.0520-1517.3 691517	VW Ø 200 x 40 + RZ / + Zub TopKit
			➔	1H-S-430001→		03.0420-4219.3 684219	VW Ø 200 x 40 + RZ / + Zub Kit
			➔			03.0520-4219.3 694219	VW Ø 200 x 40 + RZ / + Zub TopKit
1.9 TD	55	11/91→09/98	➔			03.0137-0268.2 650268	VW Ø 200 x 40 + HEB
			➔	→ 1H-S-430000		03.0420-1517.3 681517	VW Ø 200 x 40 + RZ / + Zub Kit
						03.0520-1517.3 691517	VW Ø 200 x 40 + RZ / + Zub TopKit
			➔	1H-S-430001→		03.0420-4219.3 684219	VW Ø 200 x 40 + RZ / + Zub Kit
			➔			03.0520-4219.3 694219	VW Ø 200 x 40 + RZ / + Zub TopKit
1.9 TDI	66	09/93→09/98	➔	nicht für Ausstattungsvariante: GT		03.0137-0268.2 650268	VW Ø 200 x 40 + HEB
						03.0420-1517.3 681517	VW Ø 200 x 40 + RZ / + Zub Kit
						03.0420-4219.3 684219	VW Ø 200 x 40 + RZ / + Zub Kit
						03.0520-1517.3 691517	VW Ø 200 x 40 + RZ / + Zub TopKit
			➔			03.0520-4219.3 694219	VW Ø 200 x 40 + RZ / + Zub TopKit
 Seilzug, Feststellbremse							
1.4	40 - 44	11/91→09/98		→ 1H-S-037527; Trommelbremse; 	2	24.3727-0135.2 580135	L= 1.500
1.6 1.9 D 1.9 TD	55 48 55	09/92→09/98 11/91→09/98 11/91→09/98		1H-S-037528→; Trommelbremse; 	2	24.3727-0160.2 580160	L= 1.498
1.6 1.9 TDI	74 81	10/94→09/98 04/96→09/98		Scheibenbremse; 	2	24.3727-0156.2 580156	L= 1.616
→							

	kW			 	! #		
VW - VENTO (1H2) 11/91→09/98							
 Seilzug, Feststellbremse							
1.8	55	11/91→09/98		01/92→; → 1H-S-037527; Trommelbremse; nicht für Ausstattungsvariante: GT; 	2	24.3727-0135.2 580135	L= 1.500
				1H-S-037528→; Trommelbremse; nicht für Ausstattungsvariante: GT; 	2	24.3727-0160.2 580160	L= 1.498
1.8	66	11/91→09/98		01/92→; → 1H-S-037527; Scheibenbremse; 	2	24.3727-0134.2 580134	L= 1.613
				01/92→; → 1H-S-037527; Trommelbremse; nicht für Ausstattungsvariante: GT; 	2	24.3727-0135.2 580135	L= 1.500
				1H-S-037528→; Scheibenbremse; 	2	24.3727-0156.2 580156	L= 1.616
				1H-S-037528→; Trommelbremse; nicht für Ausstattungsvariante: GT; 	2	24.3727-0160.2 580160	L= 1.498
1.9 SDI	47	04/97→09/98		Trommelbremse; 	2	24.3727-0160.2 580160	L= 1.498
1.9 TDI	66	09/93→09/98		→ 1H-S-037527; Scheibenbremse; 	2	24.3727-0134.2 580134	L= 1.613
				→ 1H-S-037527; Trommelbremse; nicht für Ausstattungsvariante: GT; 	2	24.3727-0135.2 580135	L= 1.500
				1H-S-037528→; Scheibenbremse; 	2	24.3727-0156.2 580156	L= 1.616
				1H-S-037528→; Trommelbremse; nicht für Ausstattungsvariante: GT; 	2	24.3727-0160.2 580160	L= 1.498
2.0	85	11/91→09/98		→ 1H-S-037527; Scheibenbremse; 	2	24.3727-0134.2 580134	L= 1.613
2.0 GL	79	05/96→12/97					
2.8 VR6	128	01/92→09/98		1H-S-037528→; Scheibenbremse; 	2	24.3727-0156.2 580156	L= 1.616



DE Technische Übersetzungen

EN Technical translations

ES Traducciones técnicas

FR Traductions techniques















IT Traduzioni tecniche

2022



Technische Übersetzungen

Technical translations - Traducciones tecnicas - Traductions techniques - Traduzioni tecniche

DE		DE	
	Seilzug, Feststellbremse	+ SCS	für Fahrzeuge mit SCS
	Bremsbackensatz, Feststellbremse	+ Zub	mit Zubehör
	Bremstrommel	- ABS	für Fahrzeuge ohne ABS
	Radbremszylinder	- ABS Ring	ohne ABS-Sensorring
	Bremsbackensatz	- AHK	für Fahrzeuge ohne AHK
	hinten	AKE	Bremssystem, Akebono
	Hinterachse links	ALU	Aluminium
	Hinterachse rechts	AP	Bremssystem, AP Lockheed
	hinten links	Artikelnummer des empfohlenen Zubehörs	Artikelnummer des empfohlenen Zubehörs
	vorne links	- ASR	für Fahrzeuge ohne ASR
	mitte	Automatikgetriebe	Automatikgetriebe
	hinten rechts	Baumuster	Baumuster
	vorne rechts	BDX	Bremssystem, Bendix
	vorne	bloqueio de expansão	Artikelzusatzbezeichnung, expanding lock
/	Max.Br.Tr.ausdrehmaß [mm]	BOS	Bremssystem, Bosch
+ ABS	für Fahrzeuge mit ABS	Br.Tr.Höhe ges. [mm]	Br.Tr.Höhe ges. [mm]
+ ABS Ring	mit ABS-Sensorring	Br.trommel-durchm.innen [Zoll]	Br.trommeldurchm.innen [Zoll]
+ AUT	mit automatischer Nachstellung	Bus	Bus
+ ESP	für Fahrzeuge mit ESP	DEL	Bremssystem, Delco
+ EU	Europa	Durchmesser Aufnahme [mm]	Durchmesser Aufnahme [mm]
+ HEB	mit Hebel	Easy Quick	Artikelzusatzbezeichnung, Easy Quick
+ MX	Mexico	- eFSB	für Fahrzeuge ohne elektrische Feststellbremse
+PR	für PR-Nummer	Einstellung nach oben	Einstellung nach oben
+ RLG	mit Radlager	Einstellung nach unten	Einstellung nach unten
+ RZ	mit Radbremszylinder	Einzelteile siehe Stückliste	Einzelteile siehe Stückliste
+ RZR	mit integriertem Regler	- ESP	für Fahrzeuge ohne ESP
		Fahrzeugproduktionsland	Fahrzeugproduktionsland

Technische Übersetzungen

Technical translations - Traducciones técnicas - Traductions techniques - Traduzioni tecniche

DE		DE	
Felge Lochzahl	Felge Lochzahl	für Fahrzeuge mit erhöhter Bodenfreiheit	für Fahrzeuge mit erhöhter Bodenfreiheit
Felgengröße [Zoll]	Felgengröße [Zoll]	für Fahrzeuge mit Hochdach	für Fahrzeuge mit Hochdach
Frankreich	Frankreich	für Fahrzeuge mit Klimaanlage	für Fahrzeuge mit Klimaanlage
für Artikelnummer	für Artikelnummer	für Fahrzeuge mit Scheibenbremse an der Hinterachse	für Fahrzeuge mit Scheibenbremse an der Hinterachse
für Behördenfahrzeuge	für Behördenfahrzeuge	für Fahrzeuge mit Schlechtwegeausführung	für Fahrzeuge mit Schlechtwegeausführung
für DAM-Nummer ab →	für DAM-Nummer ab	für Fahrzeuge mit Start-Stopp-Funktion	für Fahrzeuge mit Start-Stopp-Funktion
für Doppelbereifung	für Doppelbereifung	für Fahrzeuge mit Trommelbremse an der Hinterachse	für Fahrzeuge mit Trommelbremse an der Hinterachse
für Einfachbereifung	für Einfachbereifung	für Fahrzeuge mit verstärktem Fahrwerk	für Fahrzeuge mit verstärktem Fahrwerk
für erhöhte Nutzlast	für erhöhte Nutzlast	für Fahrzeuge mit verstärkter Bremse	für Fahrzeuge mit verstärkter Bremse
für Facelift	für Facelift	für Fahrzeuge ohne 3. Sitzreihe	für Fahrzeuge ohne 3. Sitzreihe
für Fahrzeuge mit 3. Sitzreihe	für Fahrzeuge mit 3. Sitzreihe	für Fahrzeuge ohne abklappbaren Handbremshebel	für Fahrzeuge ohne abklappbaren Handbremshebel
für Fahrzeuge mit Aktivlenkung	für Fahrzeuge mit Aktivlenkung	für Fahrzeuge ohne Aktivlenkung	für Fahrzeuge ohne Aktivlenkung
für Fahrzeuge mit Bremskraftregler	für Fahrzeuge mit Bremskraftregler		
für Fahrzeuge mit Doppelbereifung hinten	für Fahrzeuge mit Doppelbereifung hinten		
für Fahrzeuge mit Drehsitz	für Fahrzeuge mit Drehsitz		
für Fahrzeuge mit Einfachbereifung hinten	für Fahrzeuge mit Einfachbereifung hinten		
für Fahrzeuge mit elektronischer Bremskraftverteilung (EBD)	für Fahrzeuge mit elektronischer Bremskraftverteilung (EBD)		



Technische Übersetzungen

Technical translations - Traducciones técnicas - Traductions techniques - Traduzioni tecniche

DE		DE	
für Fahrzeuge ohne Anhängervorrichtung	für Fahrzeuge ohne Anhängervorrichtung	für Variant Code	für Variant Code
für Fahrzeuge ohne Drehsitz	für Fahrzeuge ohne Drehsitz	für verkürzten Radstand	für verkürzten Radstand
für Fahrzeuge ohne erhöhte Achslast	für Fahrzeuge ohne erhöhte Achslast	für verlängerten Radstand	für verlängerten Radstand
für Fahrzeuge ohne Hochdach	für Fahrzeuge ohne Hochdach	Gebrauchsnummer	Gebrauchsnummer
für Fahrzeuge ohne Klimaanlage	für Fahrzeuge ohne Klimaanlage	Getriebeautomatik 7 Gang	Getriebeautomatik 7 Gang
für Fahrzeuge ohne Schlechtwegeausführung	für Fahrzeuge ohne Schlechtwegeausführung	GG	Grauguss
für Fahrzeuge ohne Sportfahrwerk	für Fahrzeuge ohne Sportfahrwerk	Groß Britanien	Groß Britannien
für Fahrzeuge ohne Start-Stopp-Funktion	für Fahrzeuge ohne Start-Stopp-Funktion	- HEB	ohne Hebel
für Fahrzeuge ohne Tempomat	für Fahrzeuge ohne Tempomat	Innendurchmesser 1 [mm]	Innendurchmesser 1 [mm]
für Fahrzeuge ohne verstärktes Fahrwerk	für Fahrzeuge ohne verstärktes Fahrwerk	Innendurchmesser 2 [mm]	Innendurchmesser 2 [mm]
für Individualausstattungs-ID	für Individualausstattungs-ID	Ja	Ja
für Linkslenker	für Linkslenker	Japan	Japan
für Rechtslenker	für Rechtslenker	Kasten	Kasten
für Reifenabmessung	für Reifenabmessung	Kasten/Kombi	Kasten/Kombi
für Stahlfelgen	für Stahlfelgen	Kit original ATE	Artikelzusatzbezeichnung, Original ATE Kit
		Kolbendurchmesser [mm]	Kolbendurchmesser [mm]
		Komponentennummer	Komponentennummer
		kurze Ausführung	kurze Ausführung
		L=	Länge [mm]
		L2=	Länge 2 [mm]
		Länderspezifische Verpackungs- und Status-Informationen	Länderspezifische Verpackungs- und Status-Informationen
		Lochanzahl	Lochanzahl
		Lochkreis-Ø [mm]	Lochkreis-Ø [mm]

Technische Übersetzungen















Technical translations - Traducciones técnicas - Traductions techniques - Traduzioni tecniche

DE		DE	
mit Radbefestigungsbolzen	mit Radbefestigungsbolzen	nicht für verlängerten Radstand	nicht für verlängerten Radstand
mittlerer Radstand	mittlerer Radstand	nicht für Wohnmobile	nicht für Wohnmobile
mit Verstärkung	mit Verstärkung	nicht für zul. Gesamtgewicht [kg]	nicht für zul. Gesamtgewicht [kg]
Motorcode	Motorcode	nur paarweise austauschen	nur paarweise austauschen
Multi-link Achse	Multi-link Achse	Nutzlast [kg]	Nutzlast [kg]
Nabenbohrung-Ø[mm]	Nabenbohrung-Ø[mm]	Nutzlast ab [kg]	Nutzlast ab [kg]
nicht für Ausstattungsvariante	nicht für Ausstattungsvariante	Nutzlast bis [kg]	Nutzlast bis [kg]
nicht für Behördenfahrzeuge	nicht für Behördenfahrzeuge	Orga →	für Organisationsnummer ab
nicht für Doppelbereifung	nicht für Doppelbereifung	porca de ajuste	Artikelzusatzbezeichnung, adjusting nut
nicht für erhöhte Nutzlast	nicht für erhöhte Nutzlast	Pritsche/Doppelk.	Pritsche/Doppelk.
nicht für Facelift	nicht für Facelift	Pritsche/Fahrgestell	Pritsche/Fahrgestell
nicht für Fahrzeuge mit verstärkter Bremse	nicht für Fahrzeuge mit verstärkter Bremse	Radstand [mm]	Radstand [mm]
nicht für gepanzerte Fahrzeuge	nicht für gepanzerte Fahrzeuge	Republik Korea (Südkorea)	Republik Korea (Südkorea)
nicht für heiße Klimazonen	nicht für heiße Klimazonen	- RLG	ohne Radlager
nicht für Leichtmetallfelgen	nicht für Leichtmetallfelgen	RWD	Heckantrieb
nicht für Multi-link Achse	nicht für Multi-link Achse	- RZ	ohne Radbremszylinder
nicht für Polizeifahrzeuge	nicht für Polizeifahrzeuge	- RZR	ohne integrierten Regler
		Satz	Satz
		SB gerechte Verpackung	SB gerechte Verpackung
		Schaltgetriebe	Schaltgetriebe
		Schaltgetriebe 5 Gang	Schaltgetriebe 5 Gang
		Schaltgetriebe 6 Gang	Schaltgetriebe 6 Gang
		Scheiben/Trommel	Scheiben/Trommel
		Scheibenbremse	Scheibenbremse



Technische Übersetzungen

Technical translations - Traducciones tecnicas - Traductions techniques - Traduzioni tecniche

DE		EN	
- SCS	für Fahrzeuge ohne SCS		Cable Pull, parking brake
Slowakische Republik	Slowakische Republik		Brake Shoe Set, parking brake
Thailand	Thailand		Brake Drum
TopKit original ATE	Artikelzusatzbezeichnung, Original ATE TopKit		Wheel Brake Cylinder
Trommelbremse	Trommelbremse		Brake Shoe Set
TRW	Bremssystem, Lucas / TRW		Rear
Türenanzahl	Türenanzahl		Rear Axle Left
Ungarn	Ungarn		Rear Axle Right
Version	Version		Left Rear
VET →	VET-Nummer ab		Left Front
vor der Achse	vor der Achse		Centre
vormontiert	vormontiert		Right Rear
VW	Bremssystem, Volkswagen		Right Front
x	Breite [mm] Br.Tr.Höhe innen [mm]		Front
- Zub	ohne Zubehör	/	Max.skimmed drum measure [mm]
∅	Durchmesser [mm] Br.trommeldurchm.außen [mm] Innendurchmesser [mm] Br.trommeldurchm.innen [mm]	+ ABS	for vehicles with ABS
∅1	Durchmesser 1 [mm]	+ ABS Ring	with ABS sensor ring
∅2	Durchmesser 2 [mm]	+ AUT	with automatic adjustment
→	Baujahr ab Fahrgestellnummer ab	+ ESP	for vehicles with ESP
→	Baujahr bis Fahrgestellnummer bis	+ EU	Europe
→ für DAM-Nummer bis	für DAM-Nummer bis	+ HEB	with lever
→Orga	für Organisationsnummer bis	+ MX	Mexico
→VET	VET-Nummer bis	+PR	for PR number
		+ RLG	with wheel bearing
		+ RZ	with wheel brake cylinder
		+ RZR	with integrated regulator

Technische Übersetzungen

Technical translations - Traducciones técnicas - Traductions techniques - Traduzioni tecniche

EN		EN	
+ SCS	for vehicles with SCS	Fahrzeugproduktionsland	Vehicle Production Country
+ Zub	with accessories	Felge Lochzahl	Rim Hole Number
- ABS	for vehicles without ABS	Felgengröße [Zoll]	Rim Size [in]
- ABS Ring	without ABS sensor ring	Frankreich	France
- AHK	for vehicles without towbar	für Artikelnummer	for article number
AKE	Brake System, Akebono	für Behördenfahrzeuge	for government vehicles
ALU	Aluminium	für DAM-Nummer ab	for DAM number from
AP	Brake System, AP Lockheed	→	
Artikelnummer des empfohlenen Zubehörs	Part number of recommended accessories	für Doppelbereifung	for dual tyres
- ASR	for vehicles without ASR	für Einfachbereifung	for single tyres
Automatikgetriebe	Automatic Transmission	für erhöhte Nutzlast	for increased payload
Baumuster	Type	für Facelift	for facelift
BDX	Brake System, Bendix	für Fahrzeuge mit 3. Sitzreihe	for vehicles with 3rd seating row
bloqueio de expansão	additional article information, expanding lock	für Fahrzeuge mit Aktivlenkung	for vehicles with active steering
BOS	Brake System, Bosch	für Fahrzeuge mit Bremskraftregler	for vehicles with brake-power regulator
Br.Tr.Höhe ges. [mm]	Total Br. Drum Height [mm]	für Fahrzeuge mit Doppelbereifung hinten	for vehicles with double rear axle
Br.trommel-durchm.innen [Zoll]	Inner Br. Drum Diam. [in]	für Fahrzeuge mit Drehsitz	for vehicles with swivel seat
Bus	Bus	für Fahrzeuge mit Einfachbereifung hinten	for vehicles with single rear axle
DEL	Brake System, Delco		
Durchmesser Aufnahme [mm]	Support plate diameter [mm]		
Easy Quick	additional article information, Easy Quick		
- eFSB	for vehicles without electric parking brake		
Einstellung nach oben	Upward setting		
Einstellung nach unten	Downward setting		
Einzelteile siehe Stückliste	for components see parts list		
- ESP	for vehicles without ESP		



Technische Übersetzungen

Technical translations - Traducciones tecnicas - Traductions techniques - Traduzioni tecniche

EN	EN
für Fahrzeuge mit elektronischer Bremskraftverteilung (EBD) for vehicles with electronic brakeforce distribution (EBD)	für Fahrzeuge ohne abklappbaren Handbremshebel for vehicles without fold-down handbrake lever
für Fahrzeuge mit erhöhter Bodenfreiheit for vehicles with increased ground clearance	für Fahrzeuge ohne Aktivlenkung for vehicles without active steering
für Fahrzeuge mit Hochdach for vehicles with raised roof	für Fahrzeuge ohne Anhängervorrichtung for vehicles without towbar
für Fahrzeuge mit Klimaanlage for vehicles with air conditioning	für Fahrzeuge ohne Drehsitz for vehicles without swivel seat
für Fahrzeuge mit Scheibenbremse an der Hinterachse for vehicles with disc brakes on the rear axle	für Fahrzeuge ohne erhöhte Achslast for vehicles without increased axle load
für Fahrzeuge mit Schlechtwegausführung for vehicles with off-road suspension	für Fahrzeuge ohne Hochdach for vehicles without raised roof
für Fahrzeuge mit Start-Stopp-Funktion for vehicles with start-stop function	für Fahrzeuge ohne Klimaanlage for vehicles without air conditioning
für Fahrzeuge mit Trommelbremse an der Hinterachse for vehicles with drum brakes on the rear axle	für Fahrzeuge ohne Schlechtwegausführung for vehicles without off-road suspension
für Fahrzeuge mit verstärktem Fahrwerk for vehicles with heavy duty suspension	für Fahrzeuge ohne Sportfahrwerk for vehicles without sports suspension
für Fahrzeuge mit verstärkter Bremse for vehicles with reinforced brakes	für Fahrzeuge ohne Start-Stopp-Funktion for vehicles without start-stop function
für Fahrzeuge ohne 3. Sitzreihe for vehicles without 3rd seating row	für Fahrzeuge ohne Tempomat for vehicles without cruise control
	für Fahrzeuge ohne verstärktes Fahrwerk for vehicles without heavy duty suspension
	für Individualausstattungs-ID for individual equipment ID
	für Linkslenker for left-hand drive vehicles

Technische Übersetzungen

Technical translations - Traducciones técnicas - Traductions techniques - Traduzioni tecniche

EN		EN	
für Rechtslenker	for right-hand drive vehicles	Länderspezifische Verpackungs- und Status-Informationen	Country specific package and status data
für Reifenabmessung	for tyre size		
für Stahlfelgen	for steel rims	Lochanzahl	Number of Holes
für Variant Code	for variant code	Lochkreis-Ø [mm]	Bolt Hole Circle Ø [mm]
für verkürzten Radstand	for shortened wheelbase	mit Radbefestigungsbolzen	with wheel studs
für verlängerten Radstand	for extended wheelbase	mittlerer Radstand	Centre Wheelbase
Gebrauchsnummer	usage number	mit Verstärkung	with reinforcement
Getriebeautomatik 7 Gang	7-Speed Automatic Transmission	Motorcode	Engine Code
GG	Grey Cast Iron	Multi-link Achse	Multilink Axle
Groß Britanien	Great Britain	Nabenbohrung-Ø[mm]	Hub Bore Ø [mm]
- HEB	without lever	nicht für Ausstattungsvariante	not for equipment variant
Innendurchmesser 1 [mm]	Inner diameter 1 [mm]	nicht für Behördenfahrzeuge	not for government vehicles
Innendurchmesser 2 [mm]	Inner diameter 2 [mm]	nicht für Doppelbereifung	not for dual tyres
Ja	Yes	nicht für erhöhte Nutzlast	not for increased payload
Japan	Japan	nicht für Facelift	not for facelift
Kasten	Van	nicht für Fahrzeuge mit verstärkter Bremse	not for vehicles with reinforced brakes
Kasten/ Kombi	Estate Van	nicht für gepanzerte Fahrzeuge	not for armoured vehicles
Kit original ATE	additional article information, Original ATE Kit	nicht für heiße Klimazonen	not for hot climates
Kolbendurchmesser [mm]	Piston Diameter [mm]		
Komponentennummer	Component Number		
kurze Ausführung	short version		
L=	Length [mm]		
L2=	Length 2 [mm]		









Technische Übersetzungen

Technical translations - Traducciones técnicas - Traductions techniques - Traduzioni tecniche

EN		EN	
nicht für Leichtmetallfelgen	not for light alloy rims	Schaltgetriebe 5 Gang	5-Speed Manual Transmission
nicht für Multi-link Achse	not for multi-link axle	Schaltgetriebe 6 Gang	6-Speed Manual Transmission
nicht für Polizeifahrzeuge	not for police vehicles	Scheiben/Trommel	Disc/Drum
nicht für verlängerten Radstand	not for extended wheelbase	Scheibenbremse	Disc Brake
nicht für Wohnmobile	not for motor home	- SCS	for vehicles without SCS
nicht für zul. Gesamtgewicht [kg]	not for gross vehicle weight [kg]	Slowakische Republik	Slovakia
nur paarweise austauschen	Replace in pairs only	Thailand	Thailand
Nutzlast [kg]	Payload [kg]	TopKit original ATE	additional article information, Original ATE TopKit
Nutzlast ab [kg]	Payload from [kg]	Trommelbremse	Drum Brake
Nutzlast bis [kg]	Payload to [kg]	TRW	Brake System, Lucas / TRW
Orga →	for organisation number from	Türenanzahl	Number of Doors
porca de ajuste	additional article information, adjusting nut	Ungarn	Hungary
Pritsche/Doppelk.	Flatbed / Double Cab	Version	Version
Pritsche/Fahrgestell	Platform/Chassis	VET →	VET Number from
Radstand [mm]	Wheelbase [mm]	vor der Achse	in front of axle
Republik Korea (Südkorea)	Republic of Korea (South Korea)	vormontiert	Pre-assembled
- RLG	without wheel bearing	VW	Brake System, Volkswagen
RWD	Rear-Wheel Drive	x	Width [mm] Inner Brake Drum Height [mm]
- RZ	without wheel brake cylinder	- Zub	without accessories
- RZR	without integrated regulator	∅	Diameter [mm] Br. Drum outer diameter [mm] Inner diameter [mm] Inner Br. Drum Diam. [mm]
Satz	Set	∅1	Diameter 1 [mm]
SB gerechte Verpackung	CB compatible package	∅2	Diameter 2 [mm]
Schaltgetriebe	Manual Transmission	→	Construction year from Vehicle Identification Number from
		→	Construction year to Vehicle Identification Number to
		→ für DAM-Nummer bis	for DAM number up to
		→Orga	for organisation number up to
		→VET	VET Number to

Technische Übersetzungen

Technical translations - Traducciones técnicas - Traductions techniques - Traduzioni tecniche

ES		ES	
	Cable de accionamiento, freno de estacionamiento	+ SCS	para vehículos con SCS
	Juego de zapatas de frenos, freno de estacionamiento	+ Zub	con accesorios
	Tambor de freno	- ABS	para vehículos sin ABS
	Cilindro de freno de rueda	- ABS Ring	sin anillo sensor ABS
	Juego de zapatas de frenos	- AHK	para vehículos sin cinemática activa en el eje trasero
	posterior	AKE	Sistema de frenos, Akebono
<input type="checkbox"/>	Eje trasero izquierda	ALU	Aluminio
<input type="checkbox"/>	Eje trasero, derecha	AP	Sistema de frenos, AP Lockheed
<input type="checkbox"/>	Atrás izquierda	Artikelnummer des empfohlenen Zubehörs	Nº art. de accesorio recomendado
<input type="checkbox"/>	Delante, izquierda	- ASR	para vehículos sin ASR
<input type="checkbox"/>	centro	Automatikgetriebe	Transmisión automática
<input type="checkbox"/>	Atrás derecha	Baumuster	Tipo
<input type="checkbox"/>	Delante, derecha	BDX	Sistema de frenos, Bendix
<input type="checkbox"/>	delante	bloqueo de expansão	Denominación adicional del artículo, bloqueo de expansión
/	Rebajado máx. tambor de freno [mm]	BOS	Sistema de frenos, Bosch
+ ABS	para vehículos con ABS	Br.Tr.Höhe ges. [mm]	H tamb. freno total [mm]
+ ABS Ring	con anillo sensor ABS	Br.trommel-durchm.innen [Zoll]	Diám. tambor freno int [inch]
+ AUT	con reajuste automático	Bus	Autobús
+ ESP	para vehículos con ESP	DEL	Sistema de frenos, Delco
+ EU	Europa	Durchmesser Aufnahme [mm]	Diámetro alojamiento [mm]
+ HEB	con palanca	Easy Quick	Denominación adicional del artículo, Easy Quick
+ MX	México	- eFSB	para vehículos sin freno de estacionamiento electrónico
+PR	Número de PR	Einstellung nach oben	Ajuste hacia arriba
+ RLG	con cojinete rueda	Einstellung nach unten	Ajuste hacia abajo
+ RZ	con cilindro de freno de rueda	Einzelteile siehe Stückliste	Componentes véase lista de piezas
+ RZR	con regulador incorporado	- ESP	para vehículos sin ESP



Technische Übersetzungen

Technical translations - Traducciones técnicas - Traductions techniques - Traduzioni tecniche

ES		ES	
Fahrzeugproduktionsland	País producción vehículo	für Fahrzeuge mit elektronischer Bremskraftverteilung (EBD)	para vehículos con programa estabilización remolque
Felge Lochzahl	Llanta, nº de taladros	für Fahrzeuge mit erhöhter Bodenfreiheit	para vehículos con altura libre aumentada
Felgenreöße [Zoll]	Tamaño de llanta [in]	für Fahrzeuge mit Hochdach	para vehículos con techo alto
Frankreich	Francia	für Fahrzeuge mit Klimaanlage	para vehículos con climatizador
für Artikelnummer	para artículo nr.	für Fahrzeuge mit Scheibenbremse an der Hinterachse	para vehículos con freno de disco en eje trasero
für Behördenfahrzeuge	para vehículos admon. pública	für Fahrzeuge mit Schlechtwegausführung	para vehículos con dispositivo auxiliar para caminos malos
für DAM-Nummer ab →	para número DAM desde	für Fahrzeuge mit Start-Stopp-Funktion	para vehículos con sistema Start&Stop
für Doppelbereifung	para neumáticos gemelos	für Fahrzeuge mit Trommelbremse an der Hinterachse	para vehículos con freno de tambor en eje trasero
für Einfachbereifung	para neumáticos sencillos	für Fahrzeuge mit verstärktem Fahrwerk	para vehículos con chasis reforzado
für erhöhte Nutzlast	para carga útil aumentada	für Fahrzeuge mit verstärkter Bremse	para vehículos con freno reforzado
für Facelift	para facelift	für Fahrzeuge ohne 3. Sitzreihe	para vehículos sin 3 hileras de asientos
für Fahrzeuge mit 3. Sitzreihe	para vehículos con 3 hileras de asientos		
für Fahrzeuge mit Aktivlenkung	para vehículos con dirección activa		
für Fahrzeuge mit Bremskraftregler	para vehículos con regulador de fuerza de frenado		
für Fahrzeuge mit Doppelbereifung hinten	para vehículos con neumático doble trasero		
für Fahrzeuge mit Drehsitz	para vehículos con asineto giratorio		
für Fahrzeuge mit Einfachbereifung hinten	para vehículos con neumático simple trasero		

Technische Übersetzungen

Technical translations - Traducciones técnicas - Traductions techniques - Traduzioni tecniche

ES	ES
für Fahrzeuge ohne abklappbaren Handbremshebel para vehículos sin palanca de freno desplegable	für Rechtslenker para vehíc. dirección a la derecha
für Fahrzeuge ohne Aktivlenkung para vehículos sin dirección activo	für Reifenabmessung para dimensión de neumáticos
für Fahrzeuge ohne Anhängervorrichtung para vehículos si enganche de remolque	für Stahlfelgen para llantas de acero
für Fahrzeuge ohne Drehsitz para vehículos sin asiento giratorio	für Variant Code para el tipo de modelo
für Fahrzeuge ohne erhöhte Achslast para vehículos sin carga de eje aumentada	für verkürzten Radstand para distancia entre ejes acortada
für Fahrzeuge ohne Hochdach para vehículos sin techo alto	für verlängerten Radstand para distancia entre ejesprolongada
für Fahrzeuge ohne Klimaanlage para vehículos sin aire acondicionado	Gebrauchsnummer Número de uso
für Fahrzeuge ohne Schlechtwegausführung para vehículos sin dispositivo auxiliar para caminos malos	Getriebeautomatik 7 Gang Caja automática, 7 marchas
für Fahrzeuge ohne Sportfahrwerk para vehículos sin chasis deportivo	GG Fundición gris
für Fahrzeuge ohne Start-Stopp-Funktion para vehículos sin sistema Start&Stop	Groß Britanien Gran Bretaña
für Fahrzeuge ohne Tempomat para vehículos sin Tempomat	- HEB sin palanca
für Fahrzeuge ohne verstärktes Fahrwerk para vehículos sin chasis reforzado	Innendurchmesser 1 [mm] Diám. int. 1 [mm]
für Individualausstattungs-ID para ID equipamiento individual	Innendurchmesser 2 [mm] Diám. int. 2[mm]
für Linkslenker para vehic. dirección izquierda	Ja sí
	Japan Japón
	Kasten Furgón
	Kasten/Kombi Furgón/ranchera familiar
	Kit original ATE Denominación adicional del artículo, Kit original ATE
	Kolbendurchmesser [mm] Diámetro del pistón [mm]
	Komponentennummer Nº de componente
	kurze Ausführung Modelo corto
	L= Longitud [mm]
	L2= Longitud 2 [mm]


















Technische Übersetzungen

Technical translations - Traducciones técnicas - Traductions techniques - Traduzioni tecniche

ES		ES	
Länderspezifische Verpackungs- und Status-Informationen	Información específica del país sobre el embalaje y sobre el estado	nicht für Leichtmetallfelgen	no para llantas de metal ligero
		nicht für Multi-link Achse	no para eje multilink
Lochanzahl	Número de orificios	nicht für Polizeifahrzeuge	no para veh.policía
Lochkreis-Ø [mm]	corona de agujeros - Ø [mm]	nicht für verlängerten Radstand	no para distancia entre ejes prolongada
mit Radbefestigungsbolzen	con perno de sujeción de rueda	nicht für Wohnmobile	no para autocaravana
mittlerer Radstand	distancia media entre ejes	nicht für zul. Gesamtgewicht [kg]	no para peso total admisible [kg]
mit Verstärkung	con amplificación	nur paarweise austauschen	Reemplazar sólo por pares
Motorcode	Código de motor	Nutzlast [kg]	Carga útil [kg]
Multi-link Achse	Eje multilink	Nutzlast ab [kg]	carga útil desde [kg]
Nabenbohrung-Ø[mm]	Taladro cubo - Ø [mm]	Nutzlast bis [kg]	carga útil hasta [kg]
nicht für Ausstattungsvariante	no para variante de equipamiento	Orga →	para números de organización desde
nicht für Behördenfahrzeuge	no para veh. admon. pública	porca de ajuste	Denominación adicional del artículo, tuerca de ajuste
nicht für Doppelbereifung	no para neumáticos gemelos	Pritsche/Doppelk.	Plataforma/cabina doble
nicht für erhöhte Nutzlast	no para carga útil aumentada	Pritsche/Fahrgestell	Caja/Chasis
nicht für Facelift	no para facelift	Radstand [mm]	Distancia entre ejes [mm]
nicht für Fahrzeuge mit verstärkter Bremse	no para vehículos con frenos reforzados	Republik Korea (Südkorea)	Rep. Corea (Corea del Sur)
		- RLG	sin cojinete rueda
		RWD	Tracción trasera
		- RZ	sin cilindro de freno de rueda
nicht für gepanzerte Fahrzeuge	no para vehículos blindados	- RZR	sin controlador incorporado
		Satz	Kit
nicht für heiße Klimazonen	no para zonas con clima cálido	SB gerechte Verpackung	Embalaje apto para autoservicio
		Schaltgetriebe	Caja de cambios manual

Technische Übersetzungen

Technical translations - Traducciones técnicas - Traductions techniques - Traduzioni tecniche

ES		FR	
Schaltgetriebe 5 Gang	Manual, 5 vel.		Tirette à câble, frein de stationnement
Schaltgetriebe 6 Gang	Manual, 6 vel.		Jeu de mâchoires de frein, frein de stationnement
Scheiben/Trommel	Discos/Tambor		Tambour de frein
Scheibenbremse	Discos		Cylindre de roue
- SCS	para vehículos sin SCS		Jeu de mâchoires de frein
Slowakische Republik	República eslovaca		arrière
TopKit original ATE	Denominación adicional del artículo, TopKit original ATE		Essieu arrière gauche
Trommelbremse	Tambor		Essieu arrière droit
TRW	Sistema de frenos, Lucas / TRW		arrière gauche
Türenanzahl	Número de puertas		avant gauche
Ungarn	Hungría		centre
Version	Versión		arrière droite
VET →	nº VET desde		avant droite
vor der Achse	delante de eje		avant
vormontiert	premontado		Cotes max.de rectification de tambour de frein [mm]
VW	Sistema de frenos, Volkswagen	+ ABS	pour véhicules avec système antiblo-cage
x	Ancho [mm] H tamb. freno interna [mm]	+ ABS Ring	avec bague ABS
- Zub	sin accesorios	+ AUT	avec réglage automatique
∅	Diámetro [mm] Diám. ext. tambor freno [mm] Diámetro interior [mm] Diám. int. tambor freno [mm]	+ ESP	pour véhicules avec ESP
∅1	Diámetro 1 [mm]	+ EU	Europe
∅2	Diámetro 2 [mm]	+ HEB	avec levier
→	año construcción desde nº de chasis desde	+ MX	Mexique
→	año construcción hasta nº de chasis hasta	+PR	pour numéro PR
→ für DAM-Nummer bis	para número DAM hasta	+ RLG	avec roulement de roue
→Orga	para n.º de org. hasta	+ RZ	avec cylindre de roue
→VET	nº VET hasta		



Technische Übersetzungen

Technical translations - Traducciones técnicas - Traductions techniques - Traduzioni tecniche

FR		FR	
+ RZR	avec régulateur intégré	Einzelteile	
+ SCS	pour véhicules avec SCS	siehe Stückliste	pour composants voir liste
+ Zub	avec accessoires	- ESP	pour véhicules sans ESP
- ABS	pour véhicules sans système antiblo-cage	Fahrzeugpro-duk-tionsland	Pays constructeur du véhicule
- ABS Ring	sans bague ABS	Felge Loch-zahl	Jante, nombre de trous
- AHK	pour véhicules pour véhic. sans ciné-matique active/essieu ar	Felgengröße [Zoll]	Dimension de la jante [pouces]
AKE	Système de freinage, Akebono	Frankreich	France
ALU	Aluminium	für Artikel-nummer	pour référence
AP	Système de freinage, AP Lockheed	für Behör-denfahrzeuge	pour véhicules d'administration
Artikel-nummer des empfohlenen Zubehörs	Référence de l'accessoire recommandé	für DAM-Nummer ab	pour numéro DAM à partir de →
- ASR	pour véhicules sans ASR	für Doppelbe-reifung	pour pneus doubles
Automatikge-triebe	Boîte automatique	für Einfach-bereifung	pour pneus simples
Baumuster	Modèle	für erhöhte Nutzlast	pour charge utile surélevée
BDX	Système de freinage, Bendix	für Facelift	pour facelift
bloqueio de expansão	Designation d'article complémentaire, verrou en expansion	für Fahr-zeuge mit 3. Sitzreihe	pour véhicules avec 3ième rangée de sièges
BOS	Système de freinage, Bosch	für Fahr-zeuge mit Aktivlenkung	pour véhicules avec direction active
Br.Tr.Höhe ges. [mm]	Haut.tot.tamb.fr. [mm]	für Fahr-zeuge mit Bremskraft-regler	pour véhicules avec régulateur de freinage
Br.trommel-durchm.inne n [Zoll]	Diamètre int. tambour frein [pouce]	für Fahr-zeuge mit Doppelberei-fung hinten	pour véhicules avec pneus doubles à l'arrière
Bus	Autobus/Autocar	für Fahr-zeuge mit Drehsitz	pour véhicules à siège tournant
DEL	Système de freinage, Delco	für Fahr-zeuge mit Einfachberei-fung hinten	pour véhicules avec pneus simples à l'arrière
Durchmesser Aufnahme [mm]	Diamètre réception [mm]		
Easy Quick	Designation d'article complémentaire, Easy Quick		
- eFSB	pour véhicules sans frein d'arrêt élect-rique		
Einstellung nach oben	Réglage vers le haut		
Einstellung nach unten	Réglage vers le bas		

Technische Übersetzungen

Technical translations - Traducciones técnicas - Traductions techniques - Traduzioni tecniche

FR	FR
für Fahrzeuge mit elektronischer Bremskraftverteilung (EBD) pour les véhicules avec répartiteur de freinage électronique	für Fahrzeuge ohne abklappbaren Handbremshebel pour véhicules sans levier de frein à main abattible
für Fahrzeuge mit erhöhter Bodenfreiheit pour véhicules avec garde au sol augmentée	für Fahrzeuge ohne Aktivlenkung pour véhicules sans direction active
für Fahrzeuge mit Hochdach pour véhicules avec toit réhaussé	für Fahrzeuge ohne Anhängervorrichtung pour véhicules sans attelage de remorque
für Fahrzeuge mit Klimaanlage pour véhicules avec système de climatisation	für Fahrzeuge ohne Drehsitz pour véhicules sans siège tournant
für Fahrzeuge mit Scheibenbremse an der Hinterachse pour véhicules avec frein à disques à l'essieu arrière	für Fahrzeuge ohne erhöhte Achslast pour véhicules sans charge d'essieux augmentée
für Fahrzeuge mit Schlechtwegausführung pour véhicules préparés pour routes dégradées	für Fahrzeuge ohne Hochdach pour véhicules sans toit réhaussé
für Fahrzeuge mit Start-Stopp-Funktion pour véhicules avec fonction Stop/Start	für Fahrzeuge ohne Klimaanlage pour véhicules sans système de climatisation
für Fahrzeuge mit Trommelbremse an der Hinterachse pour véhicules avec frein à tambour à l'essieu arrière	für Fahrzeuge ohne Schlechtwegausführung pour véhicules non-préparés pour routes dégradées
für Fahrzeuge mit verstärktem Fahrwerk pour véhicules avec châssis renforcé	für Fahrzeuge ohne Sportfahrwerk pour véhicules sans châssis sportif
für Fahrzeuge mit verstärkter Bremse pour véhicules avec frein assisté	für Fahrzeuge ohne Start-Stopp-Funktion pour véhicules sans fonction Stop/Start
für Fahrzeuge ohne 3. Sitzreihe pour véhicules sans 3ième rangée de sièges	für Fahrzeuge ohne Tempomat pour véhicules sans régulateur de vitesse
	für Fahrzeuge ohne verstärktes Fahrwerk pour véhicules sans châssis renforcé
	für Individualausstattungs-ID pour ID d'équipement individuel
	für Linkslenker pour véhicules avec direction à gauche



Technische Übersetzungen

Technical translations - Traducciones técnicas - Traductions techniques - Traduzioni tecniche

FR		FR	
für Rechtslenker	pour véhicules avec direction à droite	Länderspezifische Verpackungs- und Status-Informationen	Informations d'emballage et d'état spécifiques aux pays
für Reifenabmessung	pour dimension de pneu		
für Stahlfelgen	pour jante en acier	Lochanzahl	Nombre de trous
für Variant Code	pour code variante	Lochkreis-Ø [mm]	Cercle de perçage -Ø [mm]
für verkürzten Radstand	pour empattement raccourci	mit Radbefestigungsbolzen	avec boulon de fix° de roue
für verlängerten Radstand	pour empattement rallongé	mittlerer Radstand	Empattement moyen
Gebrauchsnummer	Numéro d'utilisation	mit Verstärkung	avec gain
Getriebeautomatik 7 Gang	Boîte automatique à 7 vitesses	Motorcode	Code moteur
GG	Fonte grise	Multi-link Achse	Essieu multilink
Groß Britanien	Grande-Bretagne	Nabenbohrung-Ø[mm]	Alésage de moyeu-Ø [mm]
- HEB	sans levier	nicht für Ausstattungsvariante	pas pour version d'équipement
Innendurchmesser 1 [mm]	Diamètre intérieur 1 [mm]	nicht für Behördenfahrzeuge	pas pour véhicules de l'administration
Innendurchmesser 2 [mm]	Diamètre intérieur 2 [mm]	nicht für Doppelbereifung	pas pour pneus doubles
Ja	Oui	nicht für erhöhte Nutzlast	non pour charge utile surélevée
Japan	Japon	nicht für Facelift	pas pour facelift
Kasten	Camionnette	nicht für Fahrzeuge mit verstärkter Bremse	pas pour véhicules avec frein assisté
Kasten/ Kombi	Camionnette/Break	nicht für gepanzerte Fahrzeuge	pas pour véhicules blindés
Kit original ATE	Designation d'article complémentaire, Kit d'origine ATE	nicht für heiße Klimazonen	pas pour climat chaud
Kolbendurchmesser [mm]	Diamètre du piston [mm]		
Komponentennummer	Numéro de composant		
kurze Ausführung	Version courte		
L=	Longueur [mm]		
L2=	Longueur 2 [mm]		

Technische Übersetzungen







Technical translations - Traducciones técnicas - Traductions techniques - Traduzioni tecniche

FR	FR
nicht für Leichtmetallfelgen	Schaltgetriebe 5 Gang
pas pour jante en alliage léger	Boîte de vitesses manuelle à 5 vitesses
nicht für Multi-link Achse	Schaltgetriebe 6 Gang
pas pour essieu multilink	Boîte de vitesses manuelle à 6 vitesses
nicht für Polizeifahrzeuge	Scheiben/Trommel
pas pour voitures de police	Disques / tambour
nicht für verlängerten Radstand	Scheibenbremse
pas pour empattement rallongé	Frein à disque
nicht für Wohnmobile	- SCS
pas pour camping-cars	pour véhicules sans SCS
nicht für zul. Gesamtgewicht [kg]	Slowakische Republik
pas admissible pour poids total [kg]	République slovaque
nur paarweise austauschen	Thailand
Remplacement uniquement par paires	Thaïlande
Nutzlast [kg]	TopKit original ATE
Charge utile [kg]	Designation d'article complémentaire, TopKit d'origine ATE
Nutzlast ab [kg]	Trommelbremse
Charge utile à partir de [kg]	Frein à tambour
Nutzlast bis [kg]	TRW
Charge utile jusqu'à [kg]	Système de freinage, Lucas / TRW
Orga →	Türenanzahl
pour numéro d'organisation à partir de	Nombre de portes
porca de ajuste	Ungarn
Designation d'article complémentaire, écrou de réglage	Hongrie
Pritsche/Doppelk.	Version
Camion plate-forme/cab.double	Version
Pritsche/Fahrgestell	VET →
Camion plate-forme/Châssis	Numéro VET à partir de
Radstand [mm]	vor der Achse
Empattement [mm]	devant l'essieu
Republik Korea (Südkorea)	vormontiert
République de Corée (Corée du Sud)	prémonté
- RLG	VW
sans roulement de roue	Système de freinage, Volkswagen
RWD	x
Propulsion	Largeur [mm] Haut.int.tamb.fr. [mm]
- RZ	- Zub
sans cylindre de roue	sans accessoires
- RZR	Ø
sans régulateur intégré	Diamètre [mm] Diam. ext du tambour de frein [mm] Diamètre intérieur [mm] Diam. int. tambour frein [mm]
Satz	Ø1
Jeu	Diamètre 1 [mm]
SB gerechte Verpackung	Ø2
Emballage LS	Diamètre 2[mm]
Schaltgetriebe	→
boîte de vitesses manuelle	Année à partir de N° de châssis à partir de
	→
	Année jusqu'à N° de châssis jusqu'à
	→ für DAM-Nummer bis
	pour numéro DAM jusqu'à
	→Orga
	pour numéro d'organisation jusqu'à
	→VET
	Numéro VET jusqu'à



Technische Übersetzungen

Technical translations - Traducciones técnicas - Traductions techniques - Traduzioni tecniche

IT		IT	
	Cavo comando, Freno stazionamento	+ RZR	con regolatore integrato
	Kit ganasce, Freno stazionamento	+ SCS	per veicoli con SCS
	Tamburo freno	+ Zub	con accessori
	Cilindretto freno	- ABS	per veicoli senza ABS
	Kit ganasce freno	- ABS Ring	senza anello sensore ABS
	posteriore	- AHK	per veicoli senza cinematica attiva assale posteriore
<input type="checkbox"/>	Assale posteriore Sx	AKE	Sistema frenante, Akebono
<input type="checkbox"/>	Assale posteriore Dx	ALU	Alluminio
<input type="checkbox"/>	posteriore Sx	AP	Sistema frenante, AP Lockheed
<input type="checkbox"/>	anteriore Sx	Artikelnummer des empfohlenen Zubehörs	N° articolo accessorio consigliato
<input type="checkbox"/>	centro	- ASR	per veicoli senza ASR
<input type="checkbox"/>	posteriore Dx	Automatikgetriebe	Trasmissione automatica
<input type="checkbox"/>	anteriore Dx	Baumuster	Modello
<input type="checkbox"/>	anteriore	BDX	Sistema frenante, Bendix
/	Misura max. scorrimento tamburo freno [mm]	bloqueo de expansão	Denominazione aggiuntiva dell'articolo, blocco espandibile
+ ABS	per veicoli con ABS	BOS	Sistema frenante, Bosch
+ ABS Ring	con anello sensore ABS	Br.Tr.Höhe ges. [mm]	Altezza compl. tamb. freno [mm]
+ AUT	con regolazione automatica	Br.trommel-durchm.innen [Zoll]	Diam. int. tamburo freno [pollici]
+ ESP	per veicoli con ESP	Bus	Autobus
+ EU	Europa	DEL	Sistema frenante, Delco
+ HEB	con leva	Durchmesser Aufnahme [mm]	Diametro sede [mm]
+ MX	Messico	Easy Quick	Denominazione aggiuntiva dell'articolo, Easy Quick
+PR	per N° PR	- eFSB	per veicoli senza freno stazionamento elettrico
+ RLG	con cuscinetto ruota	Einstellung nach oben	Impostazione verso l'alto
+ RZ	con cilindretto freno	Einstellung nach unten	Impostazione verso il basso
		Einzelteile siehe Stückliste	per componenti, vd. lista pezzi

Technische Übersetzungen

Technical translations - Traducciones técnicas - Traductions techniques - Traduzioni tecniche

IT		IT	
- ESP	per veicoli senza ESP	für Fahrzeu-ge mit elektronischer Bremskraftverteilung (EBD)	per veicoli con ripartizione elettronica frenata (EBD)
Fahrzeugpro-duk-tionsland	Paese produzione veicolo	für Fahrzeu-ge mit erhöhter Bodenfreiheit	per veicoli con altezza da terra maggio-rata
Felge Loch-zahl	Cerchione, N° fori	für Fahrzeu-ge mit Hochdach	per veicoli con imperiale
Felgengröße [Zoll]	Misura cerchione [pollici]	für Fahrzeu-ge mit Klimaanlage	per veicoli con aria condizionata
Frankreich	Francia	für Fahrzeu-ge mit Scheibenbremse an der Hinterachse	per veicoli con freni a disco ad assale posteriore
für Artikel-nummer	per n° articolo	für Fahrzeu-ge mit Schlechtwe-geausfüh-rung	per veicoli con sospensioni off-road
für Behör-denfahrzeuge	per veicoli dell'amministrazione pubb-lica	für Fahrzeu-ge mit Start-Stopp-Funktion	per veicoli con funzione di start-stop
für DAM-Nummer ab →	per numero DAM da	für Fahrzeu-ge mit Trommelbremse an der Hinterachse	per veicoli con freni a tamburo ad assale posteriore
für Doppelbe-reifung	per pneumatici gemellati	für Fahrzeu-ge mit verstärktem Fahrwerk	per veicoli con autotelaio rinforzato
für Einfach-bereifung	per pneumatici singoli	für Fahrzeu-ge mit verstärkter Bremse	per veicoli con freno rinforzato
für erhöhte Nutzlast	per elevata portata utile	für Fahrzeu-ge ohne 3. Sitzreihe	per veicoli senza 3ª fila sedili
für Facelift	per Facelift		
für Fahrzeu-ge mit 3. Sitzreihe	per veicoli con 3ª fila sedili		
für Fahrzeu-ge mit Aktivlenkung	per veicoli con meccanismo sterzo attivo		
für Fahrzeu-ge mit Bremskraft-regler	per veicoli con modulatore frenata		
für Fahrzeu-ge mit Doppelberei-fung hinten	per veicoli con pneumatico in gemellato posteriore		
für Fahrzeu-ge mit Drehsitz	per veicoli con sedile girevole		
für Fahrzeu-ge mit Einfachberei-fung hinten	per veicoli con pneumatico in singolo posteriore		



Technische Übersetzungen

Technical translations - Traducciones técnicas - Traductions techniques - Traduzioni tecniche

IT		IT	
für Fahrzeuge ohne abklappbaren Handbremshebel	per veicoli senza leva freno a mano ribaltabile	für Rechtslenker	per veicolo con guida a Dx
für Fahrzeuge ohne Aktivlenkung	per veicoli senza meccanismo sterzo attivo	für Reifenabmessung	per dimensioni pneumatici
für Fahrzeuge ohne Anhängervorrichtung	per veicoli senza gancio traino	für Stahlfelgen	per cerchioni in acciaio
für Fahrzeuge ohne Drehsitz	per veicoli senza sedile girevole	für Variant Code	per codice variante
für Fahrzeuge ohne erhöhte Achslast	per veicoli senza carico assiale elevato	für verkürzten Radstand	per passo accorciato
für Fahrzeuge ohne Hochdach	per veicoli senza imperiale	für verlängerten Radstand	per passo allungato
für Fahrzeuge ohne Klimaanlage	per veicoli senza aria condizionata	Gebrauchsnummer	Codice d'uso
für Fahrzeuge ohne Schlechtwegausführung	per veicoli senza sospensioni off-road	Getriebeautomatik 7 Gang	Cambio automatico a 7 marce
für Fahrzeuge ohne Sportfahrwerk	per veicoli senza autotelaio sportivo	GG	Ghisa grigia
für Fahrzeuge ohne Start-Stopp-Funktion	per veicoli senza funzione di start-stop	Groß Britanien	Gran Bretagna
für Fahrzeuge ohne Tempomat	per veicoli senza Tempomat	- HEB	senza leva
für Fahrzeuge ohne verstärktes Fahrwerk	per veicoli senza autotelaio rinforzato	Innendurchmesser 1 [mm]	Diametro interno 1 [mm]
für Individualausstattungs-ID	per ID-equipaggiamento individuale	Innendurchmesser 2 [mm]	Diametro interno 2 [mm]
für Linkslenker	per veicolo con guida a Sx	Ja	Sì
		Japan	Giappone
		Kasten	Furgonato
		Kasten/ Kombi	Cassone / Furgonato / Promiscuo
		Kit original ATE	Denominazione aggiuntiva dell'articolo, Kit originali ATE
		Kolbendurchmesser [mm]	Diametro pistone [mm]
		Komponentennummer	N° componente
		kurze Ausführung	Versione corta
		L=	Lunghezza [mm]
		L2=	Lunghezza 2 [mm]

Technische Übersetzungen

Technical translations - Traducciones técnicas - Traductions techniques - Traduzioni tecniche

IT		IT	
Länderspezifische Verpackungs- und Status-Informationen	Informazioni di imballaggio e di stato specifiche per i diversi Paesi	nicht für Leichtmetallfelgen	non per cerchi in lega leggera
Lochanzahl	N° fori	nicht für Multi-link Achse	Non per assale multilink
Lochkreis-Ø [mm]	Cerchio foro-Ø [mm]	nicht für Polizeifahrzeuge	Non per mezzi della polizia
mit Radbefestigungsbolzen	con bullone fissaggio ruota	nicht für verlängerten Radstand	Non per passo allungato
mittlerer Radstand	Passo ruote medio	nicht für Wohnmobile	Non per camper
mit Verstärkung	con rinforzo	nicht für zul. Gesamtgewicht [kg]	non per peso complessivo omologato [Kg]
Motorcode	Codice motore	nur paarweise austauschen	da sostituire solo in coppia
Multi-link Achse	Assale multilink	Nutzlast [kg]	Portata utile [kg]
Nabenbohrung-Ø[mm]	Foro mozzo-Ø [mm]	Nutzlast ab [kg]	Portata utile da [kg]
nicht für Ausstattungsvariante	non per tipo equipaggiamento	Nutzlast bis [kg]	Portata utile fino a [kg]
nicht für Behördenfahrzeuge	Non per veicoli dell'amministrazione pubbl.	Orga →	per numero organizzazione da
nicht für Doppelbereifung	Non per pneumatici gemellati	porca de ajuste	Denominazione aggiuntiva dell'articolo, dado di regolazione
nicht für erhöhte Nutzlast	Non per elevata portata utile	Pritsche/ Doppelk.	Pianale piatto / Cabina doppia
nicht für Facelift	non per Facelift	Pritsche/ Fahrgestell	Pianale piatto/Telaio
nicht für Fahrzeuge mit verstärkter Bremse	Non per veicoli con freno rinforzato	Radstand [mm]	Passo ruote [mm]
nicht für gepanzerte Fahrzeuge	Non per veicoli corazzati	Republik Korea (Südkorea)	Repubblica di Corea(Corea del Sud)
nicht für heiße Klimazonen	non per zone climatiche calde	- RLG	senza cuscinetto ruota
		RWD	Trazione posteriore
		- RZ	senza cilindretto freno
		- RZR	senza regolatore integrato
		Satz	Serie / Kit
		SB gerechte Verpackung	Imballaggio self-service
		Schaltgetriebe	Cambio manuale



Technische Übersetzungen

Technical translations - Traducciones técnicas - Traductions techniques - Traduzioni tecniche

IT	
Schaltge- triebe 5 Gang	Cambio manuale a 5 marce
Schaltge- triebe 6 Gang	Cambio manuale a 6 marce
Scheiben/ Trommel	Disco /Tamburo
Scheiben- bremse	Freno a disco
- SCS	per veicoli senza SCS
Slowakische Republik	Repubblica slovacca
Thailand	Tailandia
TopKit original ATE	Denominazione aggiuntiva dell'articolo, TopKit originali ATE
Trommel- bremse	Freno a tamburo
TRW	Sistema frenante, Lucas / TRW
Türenanzahl	N° portiere
Ungarn	Ungheria
Version	Versione
VET →	N° VET da
vor der Achse	davanti all'assale
vormontiert	premontato
VW	Sistema frenante, Volkswagen
x	Larghezza [mm] Altezza interna tamb. freno [mm]
- Zub	senza accessori
Ø	Diametro [mm] Diam. est. tamburo freno [mm] Diametro interno [mm] Diam. int. tamburo freno [mm]
Ø1	Diametro 1 [mm]
Ø2	Diametro 2 [mm]
→	Anno da N° telaio da
→	Anno fino a N° telaio fino a
→ für DAM- Nummer bis	per numero DAM fino a
→Orga	per numero organizzazione fino a
→VET	N° VET fino a

ATE – A Trademark of the
Continental Corporation

**Continental Aftermarket & Services
GmbH**

Sodener Straße 9
D-65824 Schwalbach
Tel. +49 (0) 6196 87 0
Fax +49 (0) 6196 865 71

www.ate.de

**Continental Automotive Trading
Italia S.r.l.**

Via Matteotti, 62
I-20092 Cinisello Balsamo (MI)
Tel. +39 02 35680 1
Fax +39 02 35680 325
E-Mail: supporto@continental-corporation.com

www.ate-freni.it

Continental Automotive France SAS

1 rue de Clairefontaine
F-78120 Rambouillet
Tél. +33 (0)1 34 57 40 19
Fax +33 (0)1 34 57 40 72

www.ate-freinage.fr

Continental Automotive Spain, S.A.

C/ Sepúlveda, 11
E-28108 Alcobendas (Madrid) Phone
+34 (0) 657 21 21
Fax +34 (0)91 657 21 49

www.frenos-ate.es